

CHANNELLOCK

®

CHANNELLOCK
420 MADE IN U.S.A.

**YOU'RE HOLDING
THE OFFICIAL
CHANNELLOCK® CATALOG.**

GET A GRIP®.

CONTENTS	PAGE
COMPANY STORY	3
TONGUE AND GROOVE	4-7
STRAIGHT JAW	5
SMOOTH JAW	6
V-JAW	6
NARROW NOSE	6
NUTBUSTER®	7
GRIPLOCK®	7
OIL FILTER/PVC PLIER	7
CUTTING PLIERS	8-11
CONCRETOR'S NIPPERS	12-13
LINEMEN'S PLIERS	14-17
IRONWORKER'S PLIERS	17
LONG NOSE PLIERS	18-21
LONG REACH PLIERS	21
SLIP JOINT PLIERS	22-24
HOSE CLAMP	24
SPECIAL PURPOSE PLIERS	25-29
RESCUE TOOL	28-29
CODE BLUE® PLIERS	30-33
E SERIES™ PLIERS	34-36
WRENCHES	37-39
ADJUSTABLE WRENCHES	38
RATCHETING WRENCHES	39
SCREWDRIVERS / NUT DRIVERS	40-44
PROFESSIONAL DRIVERS	40-41
CODE BLUE®	42-43
RATCHETING SCREWDRIVERS	44
PROFESSIONAL LEVELS	45-46
MECHANIC'S TOOLS	47-50
GIFT SETS	51-58
SALES CONTACTS	59

CHANNELLOCK® Tools

The quality of CHANNELLOCK® tools reflects a tradition of dedication to excellence maintained for well over a century. We are proud of the men and women who carry on this tradition and thus give substance to our pledge . . .

FOR YOU WHO WANT THE BEST

IMPORTANT NOTES:

The words CHANNELLOCK BLUE® and the color identified by those words are registered trademarks of Channellock, Inc.

CHANNELLOCK BLUE® plastic grips are offered for hand comfort.

REGISTERED TRADEMARKS:



WORK HARD. SWEAT BLUE.®

WORK HARD. SWEAT BLUE.®



CHANNELLOCK®	CHANNELLOCK BLUE®	PermaLock®	LITTLE CHAMP®	CODE BLUE®
GRIPLOCK®	TOG-L-LOK®	BIGAZZ®	WIDEAZZ®	PROFITURN CENTER®
NUTBUSTER®	420®	430®	440®	369CRFT™
XLT™	WIREMASTER™	SAFE-T-STOP™*	POSI-GRIP™	E SERIES™
	HOLD-E-ZEE®			

*Patent Number 5,134,908





THIS CATALOG HAS BEEN FORGED SINCE 1886.

We can't be certain on what day back in 1886 George DeArment loaded up his wagon with hand-crafted tools that he had made and set out from Evansburg, PA, to sell his wares. Likely, it was in the spring, after the muddy roads had hardened enough to allow a heavily laden wagon to pass.

But this we do know: what George DeArment put in motion that unnamed first day has not only lasted but prospered for the decades that followed. Through five generations, we owe our success in no small measure to the guiding principles that George would later pen and put into practice:

- 1. Good management is never far from the factory floor.**
- 2. People count more than machines.**
- 3. Bigger does not always mean better.**
- 4. Dedication to excellence is the surest way to surmount adversity and to prosper.**

Channellock, Inc. is a company that has stood the test of time by making tools that do the same. Our tools, our values and our name are built to last.

Not a bad start. Not too bad at all.

CHANNEL LOCK

CHANNEL LOCK
420 MADE IN U.S.A.

**TONGUE
AND GROOVE**

TONGUE AND GROOVE

CHANNELLOCK® uses high carbon C1080 steel for superior performance on the job, and an ultimate rust preventative coating.

PermaLock® fastener eliminates nut and bolt failure.



Right angle, laser heat-treated teeth grip better and last longer.



Patented reinforcing edge minimizes stress breakage.

Undercut tongue and groove won't slip.

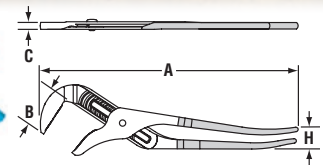
CHANNELLOCK BLUE® comfort grips

STRAIGHT JAW

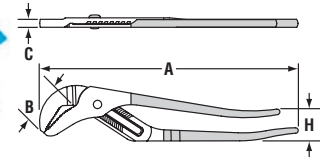
BigAzz

Features

- Big as the job. Big as you need.



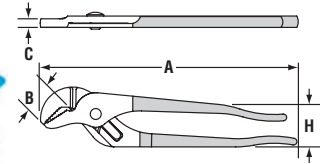
PLIER	A OVERALL LENGTH		B JAW LENGTH		C JOINT THICKNESS		H HANDLE SPAN		WEIGHT		NUMBER OF ADJUSTMENTS	JAW CAPACITY	
	in	mm	in	mm	in	mm	in	mm	pounds	grams		in	mm
480	20.25	514.35	3.00	76.20	0.59	14.99	3.31	84.07	3.81	1728.19	12	5.50	139.70



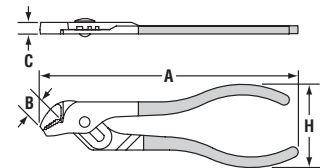
PLIER	A OVERALL LENGTH		B JAW LENGTH		C JOINT THICKNESS		H HANDLE SPAN		WEIGHT		NUMBER OF ADJUSTMENTS	JAW CAPACITY	
	in	mm	in	mm	in	mm	in	mm	pounds	grams		in	mm
460	16.50	419.10	2.56	65.02	0.59	14.99	1.93	49.02	3.14	1424.28	8	4.25	107.95
440®	12.00	304.80	1.50	38.10	0.50	12.70	1.81	45.97	1.64	743.89	7	2.25	57.15
430®	10.00	254.00	1.38	35.05	0.44	11.18	2.13	54.10	1.18	535.24	7	2.00	50.80
420®	9.50	241.30	1.12	28.45	0.47	11.94	1.57	39.88	0.87	394.63	5	1.50	38.10
426	6.50	165.10	0.81	20.57	0.47	11.94	1.69	42.93	0.37	167.83	5	0.87	22.10

Features

- Patented SAFE-T-STOP™ feature prevents finger pinch.
- Lower jaw combines with expanded reinforcing rib to prevent handles from contacting each other.



PLIER	A OVERALL LENGTH		B JAW LENGTH		C JOINT THICKNESS		H HANDLE SPAN		WEIGHT		NUMBER OF ADJUSTMENTS	JAW CAPACITY	
	in	mm	in	mm	in	mm	in	mm	pounds	grams		in	mm
421	9.50	241.30	1.12	28.45	0.47	11.94	1.57	39.88	0.82	371.95	5	1.50	38.10
428	8.00	203.20	1.12	28.45	0.40	10.16	1.57	39.88	0.79	358.34	4	1.50	38.10



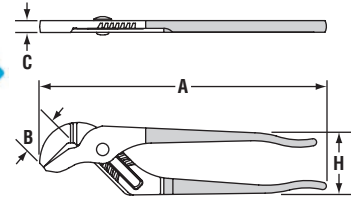
PLIER	A OVERALL LENGTH		B JAW LENGTH		C JOINT THICKNESS		H HANDLE SPAN		WEIGHT		NUMBER OF ADJUSTMENTS	JAW CAPACITY	
	in	mm	in	mm	in	mm	in	mm	pounds	grams		in	mm
424	4.50	114.30	0.33	8.38	0.13	3.30	1.26	32.00	0.12	54.43	3	0.50	12.70

TONGUE AND GROOVE

SMOOTH JAW

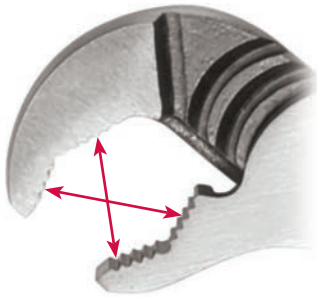
Features

- Smooth jaws for non-marring surfaces (PVC pipe, chromes, etc.)



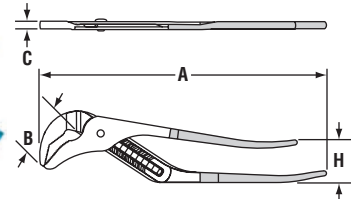
PLIER	A OVERALL LENGTH		B JAW LENGTH		C JOINT THICKNESS		H HANDLE SPAN		WEIGHT		NUMBER OF ADJUSTMENTS	JAW CAPACITY	
	in	mm	in	mm	in	mm	in	mm	pounds	grams		in	mm
415	10.00	254.00	1.38	35.05	0.44	11.18	2.13	54.10	0.98	444.52	7	2.00	50.80

V-JAW

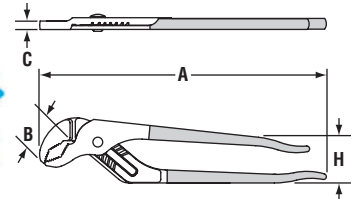


Features

- V-Jaws give you more points of contact on round stock and tubing.



PLIER	A OVERALL LENGTH		B JAW LENGTH		C JOINT THICKNESS		H HANDLE SPAN		WEIGHT		NUMBER OF ADJUSTMENTS	JAW CAPACITY	
	in	mm	in	mm	in	mm	in	mm	pounds	grams		in	mm
483	20.25	514.35	3.19	81.03	0.54	13.72	2.94	74.68	3.74	1696.44	12	5.50	139.70
463	16.50	419.10	1.08	27.43	0.48	12.19	1.93	49.02	2.71	1229.23	8	4.25	107.95

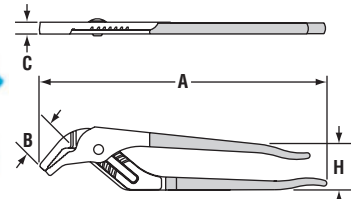


PLIER	A OVERALL LENGTH		B JAW LENGTH		C JOINT THICKNESS		H HANDLE SPAN		WEIGHT		NUMBER OF ADJUSTMENTS	JAW CAPACITY	
	in	mm	in	mm	in	mm	in	mm	pounds	grams		in	mm
442	12.00	304.80	1.50	38.10	0.50	12.70	1.69	42.93	1.78	807.39	7	2.25	57.15
432	10.00	254.00	1.37	34.80	0.43	10.92	2.20	55.88	0.95	430.91	7	2.00	50.80
422	9.50	241.30	1.12	28.45	0.47	11.94	1.57	39.88	0.84	381.02	5	1.50	38.10
412	6.50	165.10	0.81	20.57	0.47	11.94	1.69	42.93	0.34	154.00	5	0.94	23.88

NARROW NOSE

Features

- Air brake tool
- Easy brake clearance check for automatic or manual slack adjusters



PLIER	A OVERALL LENGTH		B JAW LENGTH		C JOINT THICKNESS		H HANDLE SPAN		WEIGHT		NUMBER OF ADJUSTMENTS	JAW CAPACITY	
	in	mm	in	mm	in	mm	in	mm	pounds	grams		in	mm
444	12.00	304.80	1.50	38.10	0.34	8.64	1.81	45.97	1.64	743.89	7	2.25	57.15

U.S. Patent No. 7,743,686

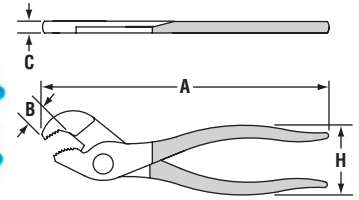


TONGUE AND GROOVE

NUTBUSTER®

Features

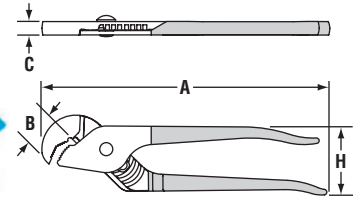
- Battery terminal plier
- Parrot nose ideal for round surfaces
- Greater jaw capacity with slip joint Permalock® fastener



PLIER	A OVERALL LENGTH		B JAW LENGTH		C JOINT THICKNESS		H HANDLE SPAN		WEIGHT		NUMBER OF ADJUSTMENTS	JAW CAPACITY	
	in	mm	in	mm	in	mm	in	mm	pounds	grams		in	mm
307	7.00	177.80	0.45	11.43	0.28	7.11	1.89	48.01	0.41	185.97	2	0.63	16.00

Features

- Parrot nose ideal for round surfaces

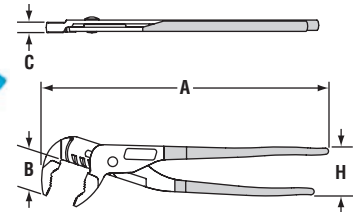


PLIER	A OVERALL LENGTH		B JAW LENGTH		C JOINT THICKNESS		H HANDLE SPAN		WEIGHT		NUMBER OF ADJUSTMENTS	JAW CAPACITY	
	in	mm	in	mm	in	mm	in	mm	pounds	grams		in	mm
410	9.50	241.30	1.12	28.45	0.44	11.18	2.17	55.12	1.41	639.57	4	1.12	28.45
414	13.50	342.90	1.63	41.40	0.50	12.70	2.20	55.88	2.41	1093.16	6	2.00	50.80

GRIPLOCK®

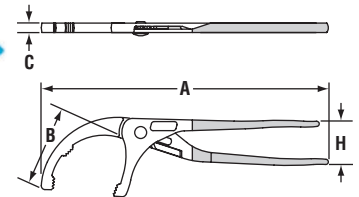
Features

- Laser heat-treated teeth grip better and last longer.
- Ergonomically designed offset head for greater leverage.
- Special jaw design accommodates many shapes.



PLIER	A OVERALL LENGTH		B JAW LENGTH		C JOINT THICKNESS		H HANDLE SPAN		WEIGHT		NUMBER OF ADJUSTMENTS	JAW CAPACITY	
	in	mm	in	mm	in	mm	in	mm	pounds	grams		in	mm
GL6	6.50	165.10	1.00	25.40	0.25	6.35	2.01	51.05	0.35	158.76	5	1.06	26.92
GL10	9.50	241.30	1.34	34.04	0.36	9.14	2.17	55.12	0.78	353.80	5	1.25	31.75
GL12	12.50	317.50	1.77	44.96	0.48	12.19	2.52	64.01	1.60	725.75	6	2.25	57.15

OIL FILTER/PVC PLIER



PLIER	A OVERALL LENGTH		B JAW LENGTH		C JOINT THICKNESS		H HANDLE SPAN		WEIGHT		NUMBER OF ADJUSTMENTS	JAW CAPACITY			
	in	mm	in	mm	in	mm	in	mm	pounds	grams		MIN. in	mm	MAX. in	mm
209	9.00	228.60	1.75	44.45	0.43	10.92	1.61	40.89	0.51	231.33	4	1.75	44.45	3.00	76.20
212	12.00	304.80	2.52	64.01	0.39	9.91	1.77	45.96	1.11	503.49	5	2.50	63.50	3.75	95.25
215	15.50	393.70	3.50	88.90	0.51	12.95	1.77	45.96	2.08	943.47	6	2.50	63.50	4.50	114.30

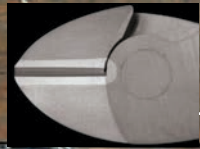
CHANNEL LOCK

CHANNEL LOCK
MADE IN USA
No 338

CUTTING PLIERS

CUTTING PLIERS

NOT ALL CUTTING EDGES ARE THE SAME...



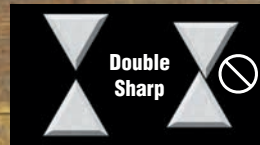
Laser heat-treated cutting edges last longer.

Only CHANNELLOCK® uses precision machined knife and anvil style cutting edges to ensure perfect mating and superior cutting edge life.

TYPES OF CUTTING EDGES



VS.



Most manufacturers use two sharp edges which can become misaligned, losing their cutting effectiveness.

Channellock's knife and anvil cutters ensure proper cutting edge alignment, resulting in a clean cut every time.

CHANNELLOCK BLUE® grips for comfort

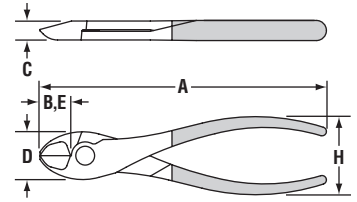
CHANNELLOCK® uses high carbon steel for superior performance on the job, and an ultimate rust preventative coating.

PLIER	SUGGESTED WIRE CUTTING CAPACITIES (by Diameter)													
	PIANO WIRE				HARD WIRE				MEDIUM HARD WIRE				SOFT WIRE	
	MIN. DIA.		MAX. DIA.		MIN. DIA.		MAX. DIA.		MIN. DIA.		MAX. DIA.		MAX. DIA.	
	in	mm	in	mm	in	mm	in	mm	in	mm	in	mm	in	mm
3047	0.070	1.778	0.091	2.311	0.047	1.194	0.091	2.311	0.047	1.194	0.091	2.311	0.162	4.115
3048	0.070	1.778	0.091	2.311	0.047	1.194	0.091	2.311	0.047	1.194	0.091	2.311	0.162	4.115
317	0.070	1.778	0.091	2.311	0.047	1.194	0.091	2.311	0.047	1.194	0.091	2.311	0.162	4.115
318	0.063	1.600	0.091	2.311	0.047	1.194	0.091	2.311	0.047	1.194	0.091	2.311	0.162	4.115
326	0.080	2.032	0.080	2.032	0.047	1.194	0.091	2.311	0.047	1.194	0.091	2.311	0.162	4.115
337	0.063	1.600	0.091	2.311	0.047	1.194	0.091	2.311	0.047	1.194	0.091	2.311	0.162	4.115
338	0.063	1.600	0.091	2.311	0.047	1.194	0.091	2.311	0.047	1.194	0.091	2.311	0.162	4.115
347	0.070	1.778	0.091	2.311	0.047	1.194	0.091	2.311	0.047	1.194	0.091	2.311	0.162	4.115
348	0.070	1.778	0.091	2.311	0.047	1.194	0.091	2.311	0.047	1.194	0.091	2.311	0.162	4.115
349	0.047	1.194	0.091	2.311	0.047	1.194	0.091	2.311	0.047	1.194	0.091	2.311	0.162	4.115
350S	0.047	1.194	0.091	2.311	0.047	1.194	0.091	2.311	0.047	1.194	0.091	2.311	0.162	4.115
351S	0.047	1.194	0.091	2.311	0.047	1.194	0.091	2.311	0.047	1.194	0.091	2.311	0.162	4.115
356	0.056	1.422	0.091	2.311	0.047	1.194	0.091	2.311	0.047	1.194	0.091	2.311	0.162	4.115
357	0.056	1.422	0.091	2.311	0.047	1.194	0.091	2.311	0.047	1.194	0.091	2.311	0.162	4.115
358	0.056	1.422	0.091	2.311	0.047	1.194	0.091	2.311	0.047	1.194	0.091	2.311	0.162	4.115
360	0.070	1.778	0.091	2.311	0.047	1.194	0.091	2.311	0.047	1.194	0.091	2.311	0.162	4.115
3610	0.047	1.194	0.091	2.311	0.047	1.194	0.091	2.311	0.047	1.194	0.091	2.311	0.162	4.115
367	0.070	1.778	0.091	2.311	0.047	1.194	0.091	2.311	0.047	1.194	0.091	2.311	0.162	4.115
368	0.070	1.778	0.091	2.311	0.047	1.194	0.091	2.311	0.047	1.194	0.091	2.311	0.162	4.115
369	0.047	1.194	0.091	2.311	0.047	1.194	0.091	2.311	0.047	1.194	0.091	2.311	0.162	4.115
435	0.063	1.600	0.080	2.032	0.047	1.194	0.091	2.311	0.047	1.194	0.091	2.311	0.162	4.115
436	0.056	1.422	0.091	2.311	0.047	1.194	0.091	2.311	0.047	1.194	0.091	2.311	0.162	4.115
437	0.056	1.422	0.091	2.311	0.047	1.194	0.091	2.311	0.047	1.194	0.091	2.311	0.162	4.115
447	0.056	1.422	0.091	2.311	0.047	1.194	0.091	2.311	0.047	1.194	0.091	2.311	0.162	4.115
449	0.056	1.422	0.091	2.311	0.047	1.194	0.091	2.311	0.047	1.194	0.091	2.311	0.162	4.115
728	0.063	1.600	0.080	2.032	0.047	1.194	0.091	2.311	0.047	1.194	0.091	2.311	0.162	4.115
748	*	*	*	*	*	*	*	*	*	*	0.034 ¹	0.864	0.080	2.032
758	*	*	*	*	*	*	*	*	*	*	0.034 ²	0.864	0.080	2.032
86	0.070	1.778	0.091	2.311	0.047	1.194	0.091	2.311	0.047	1.194	0.091	2.311	0.162	4.115
88	0.047	1.194	0.091	2.311	0.047	1.194	0.091	2.311	0.047	1.194	0.091	2.311	0.162	4.115
E318	0.063	1.600	0.091	2.311	0.047	1.194	0.091	2.311	0.047	1.194	0.091	2.311	0.162	4.115
E326	0.056	1.422	0.080	2.032	0.047	1.194	0.091	2.311	0.047	1.194	0.091	2.311	0.162	4.115
E336	0.056	1.422	0.091	2.311	0.047	1.194	0.091	2.311	0.047	1.194	0.091	2.311	0.162	4.115
E337	0.063	1.600	0.091	2.311	0.047	1.194	0.091	2.311	0.047	1.194	0.091	2.311	0.162	4.115
E338	0.063	1.600	0.091	2.311	0.047	1.194	0.091	2.311	0.047	1.194	0.091	2.311	0.162	4.115
E346	0.070	1.778	0.091	2.311	0.047	1.194	0.091	2.311	0.047	1.194	0.091	2.311	0.162	4.115
E347	0.070	1.778	0.091	2.311	0.047	1.194	0.091	2.311	0.047	1.194	0.091	2.311	0.162	4.115
E348	0.070	1.778	0.091	2.311	0.047	1.194	0.091	2.311	0.047	1.194	0.091	2.311	0.162	4.115
E388	0.063	1.600	0.091	2.311	0.047	1.194	0.091	2.311	0.047	1.194	0.091	2.311	0.162	4.115
Following pliers recommended for hard, medium hard, and copper applications only.														
35-220	*	*	*	*	0.047	1.194	0.070	1.778	0.047	1.194	0.091	2.311	0.162	4.115
35-250	*	*	*	*	0.047	1.194	0.070	1.778	0.047	1.194	0.091	2.311	0.162	4.115
35-280	*	*	*	*	0.047	1.194	0.070	1.778	0.047	1.194	0.091	2.311	0.162	4.115
35-300	*	*	*	*	0.047	1.194	0.070	1.778	0.047	1.194	0.091	2.311	0.162	4.115
Following pliers recommended for medium hard, and copper applications only.														
148-10	*	*	*	*	*	*	*	*	0.047	1.194	0.091	2.311	0.162	4.115
148-14	*	*	*	*	*	*	*	*	0.047	1.194	0.091	2.311	0.162	4.115
Following pliers recommended for copper and aluminum only.														
87	*	*	*	*	*	*	*	*	0.047	1.194	0.080	2.032	2/0	9.266
89	*	*	*	*	*	*	*	*	0.047	1.194	0.080	2.032	2/0	9.266
911	*	*	*	*	*	*	*	*	0.047	1.194	0.080	2.032	2/0	9.266

* = Product not recommended for cutting this type of wire.

WIRE CLASSIFICATIONS	TENSILE STRENGTH	
	K PSI	N/mm ²
PIANO WIRE - Hardened steel spring wire	280 - 360	1930 - 2500
HARD WIRE - Tempered steel spring wire	240 - 275	1650 - 1900
MEDIUM HARD WIRE - Tempered steel spring wire	180 - 235	1240 - 1620
SOFT WIRE (Type 1) - Tempered steel spring wire	120 max.	825 max.
SOFT WIRE (Type 2) - Tempered steel spring wire	70 - 90	480 - 620
COPPER WIRE	30 max.	200 max.

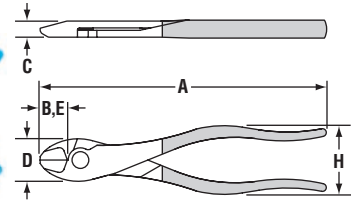
CUTTING PLIERS



Features

- High leverage
- Lap joint diagonal

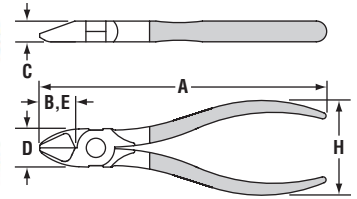

PLIER	A OVERALL LENGTH		B JAW LENGTH		C JOINT THICKNESS		D JOINT WIDTH		E CUTTING EDGE		H HANDLE SPAN		WEIGHT	
	in	mm	in	mm	in	mm	in	mm	in	mm	in	mm	pounds	grams
337	7.00	177.80	0.79	20.07	0.43	10.92	1.18	29.97	0.79	20.07	1.89	48.01	0.57	258.55



Features

- High leverage
- Lap joint diagonal

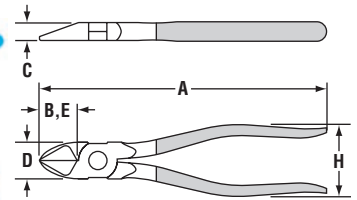
PLIER	A OVERALL LENGTH		B JAW LENGTH		C JOINT THICKNESS		D JOINT WIDTH		E CUTTING EDGE		H HANDLE SPAN		WEIGHT	
	in	mm	in	mm	in	mm	in	mm	in	mm	in	mm	pounds	grams
338	8.00	203.20	0.79	20.07	0.43	10.92	1.18	29.97	0.79	20.07	1.89	48.01	0.66	299.37



Features

- Diagonal cutter

PLIER	A OVERALL LENGTH		B JAW LENGTH		C JOINT THICKNESS		D JOINT WIDTH		E CUTTING EDGE		H HANDLE SPAN		WEIGHT	
	in	mm	in	mm	in	mm	in	mm	in	mm	in	mm	pounds	grams
435	5.00	127.00	0.87	22.10	0.43	10.92	0.69	17.53	0.87	22.10	1.89	48.01	0.28	127.01
436	6.00	152.40	0.85	21.59	0.43	10.92	0.81	20.57	0.85	21.59	1.89	48.01	0.42	190.51



Features

- Diagonal cutter

PLIER	A OVERALL LENGTH		B JAW LENGTH		C JOINT THICKNESS		D JOINT WIDTH		E CUTTING EDGE		H HANDLE SPAN		WEIGHT	
	in	mm	in	mm	in	mm	in	mm	in	mm	in	mm	pounds	grams
437	7.00	177.80	1.00	25.40	0.49	12.45	0.94	23.88	1.00	25.40	1.89	48.01	0.52	235.87

CUTTING PLIERS

Features

- High leverage
- Curved diagonal



PLIER	A OVERALL LENGTH		B JAW LENGTH		C JOINT THICKNESS		D JOINT WIDTH		E CUTTING EDGE		H HANDLE SPAN		WEIGHT	
	in	mm	in	mm	in	mm	in	mm	in	mm	in	mm	pounds	grams
447	7.75	196.85	1.02	25.91	0.49	12.45	1.06	26.92	1.02	25.91	1.89	48.01	0.72	326.59
449	9.54	242.32	1.02	25.91	0.50	12.70	1.12	28.45	1.02	25.91	2.01	51.05	0.86	390.09

Features

- End cutting plier



PLIER	A OVERALL LENGTH		B JAW LENGTH		C JOINT THICKNESS		D JOINT WIDTH		E CUTTING EDGE		H HANDLE SPAN		WEIGHT	
	in	mm	in	mm	in	mm	in	mm	in	mm	in	mm	pounds	grams
356	6.25	158.75	0.35	8.89	0.47	11.94	1.38	35.05	1.06	26.92	1.89	48.01	0.57	258.55
357	7.50	190.50	0.35	8.89	0.49	12.45	1.63	41.40	1.18	29.97	1.89	48.01	0.76	344.73
358	8.00	203.20	0.35	8.89	0.49	12.45	1.63	41.40	1.18	29.97	1.89	48.01	0.79	358.34

Features


- Heavy duty construction
- Ideal for cutting large nails



PLIER	A OVERALL LENGTH		B JAW LENGTH		C JOINT THICKNESS		D JOINT WIDTH		E CUTTING EDGE		H HANDLE SPAN		WEIGHT	
	in	mm	in	mm	in	mm	in	mm	in	mm	in	mm	pounds	grams
148-10	10.00	254.00	0.62	15.75	0.87	22.10	2.19	55.63	0.87	22.10	2.05	52.07	1.25	566.99
148-14	13.75	349.25	0.79	20.07	0.98	24.89	2.56	65.02	0.98	24.89	2.44	61.98	2.48	1124.91

Features

- Cable cutter
- Cuts up to 4/0 aluminum and 2/0 copper
- Not for steel or ACSR



PLIER	A OVERALL LENGTH		B JAW LENGTH		C JOINT THICKNESS		D JOINT WIDTH		E CUTTING EDGE		H HANDLE SPAN		WEIGHT	
	in	mm	in	mm	in	mm	in	mm	in	mm	in	mm	pounds	grams
911	9.50	241.30	1.40	35.56	0.51	12.95	1.61	40.89	1.40	35.56	1.89	48.01	0.90	408.23



CHANNEL LOCK



CONCRETOR'S NIPPERS

CONCRETOR'S NIPPERS


Laser heat-treated cutting edges last longer.

High carbon C1080 steel for superior performance and an ultimate rust preventative coating.



Only CHANNELLOCK® uses precision machined knife and anvil style cutting edges to ensure perfect mating and superior cutting edge life.


CHANNELLOCK BLUE® grips for comfort



PLIER	A OVERALL LENGTH		B JAW LENGTH		C JOINT THICKNESS		D JOINT WIDTH		E CUTTING EDGE		H HANDLE SPAN		WEIGHT	
	in	mm	in	mm	in	mm	in	mm	in	mm	in	mm	pounds	grams
35-220P	9.00	228.60	0.69	17.53	0.91	23.11	1.18	29.97	1.18	29.97	1.73	43.94	0.81	367.41
35-220	9.00	228.60	0.69	17.53	0.91	23.11	1.18	29.97	1.18	29.97	1.73	43.94	0.82	371.95
35-250P	10.00	254.00	0.83	21.08	1.06	26.92	1.38	35.05	1.38	35.05	2.01	51.05	1.02	462.66
35-250	10.00	254.00	0.83	21.08	1.06	26.92	1.38	35.05	1.38	35.05	2.01	51.05	1.04	471.74
35-280P	11.00	279.40	0.83	21.08	1.06	26.92	1.38	35.05	1.38	35.05	2.01	51.05	1.22	553.38
35-280	11.00	279.40	0.83	21.08	1.06	26.92	1.38	35.05	1.38	35.05	2.01	51.05	1.23	557.92
35-300P	12.00	304.80	0.83	21.08	1.06	26.92	1.38	35.05	1.38	35.05	2.01	51.05	1.31	594.21
35-300	12.00	304.80	0.83	21.08	1.06	26.92	1.38	35.05	1.38	35.05	2.01	51.05	1.33	603.28

"P" indicates no grips.

CHANNEL LOCK



LINEMEN'S PLIERS

LINEMEN'S PLIERS

XL™ Xtreme Leverage Technology means considerably less force required to cut than traditional high leverage designs.



Laser heat-treated cutting edges last longer.

Useful crushing area

CHANNELLOCK® uses high carbon C1080 steel for superior performance on the job, and an ultimate rust preventative coating.

Only CHANNELLOCK® uses precision machined knife and anvil style cutting edges to ensure perfect mating and superior cutting edge life.


TYPES OF CUTTING EDGES



Knife Anvil

Channellock's knife and anvil cutters ensure proper cutting edge alignment, resulting in a clean cut every time.

VS.



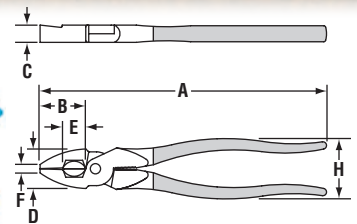

Double Sharp

Most manufacturers use two sharp edges which can become misaligned, losing their cutting effectiveness.

CHANNELLOCK BLUE® comfort grips

Features

- **XL™** Xtreme Leverage Technology
- Round nose
- Cuts ACSR

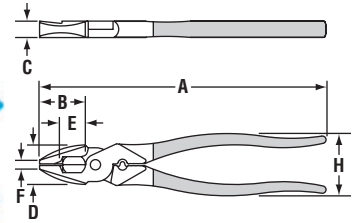



PLIER	A OVERALL LENGTH		B JAW LENGTH		C JOINT THICKNESS		D JOINT WIDTH		E CUTTING EDGE		F NOSE WIDTH		H HANDLE SPAN		WEIGHT	
	in	mm	in	mm	in	mm	in	mm	in	mm	in	mm	in	mm	pounds	grams
367	7.49	190.25	1.28	32.51	0.53	13.46	1.20	30.48	0.63	16.00	0.31	7.87	2.01	51.05	0.72	326.59
368	8.38	212.85	1.41	35.81	0.55	13.97	1.12	28.49	0.60	15.24	0.33	8.38	2.01	51.05	0.98	444.52
369	9.50	241.30	1.54	39.12	0.55	13.97	1.32	33.53	0.73	18.54	0.28	7.11	1.89	48.01	1.08	489.88
3610	10.50	266.70	1.82	46.23	0.56	14.22	1.31	33.27	0.83	21.08	0.31	7.87	2.01	51.05	1.15	521.63

LINEMEN'S PLIERS

Features

- **XL™** Xtreme Leverage Technology
- Round nose
- Crimps insulated and non-insulated terminals
- Fishtape puller
- Cuts ACSR

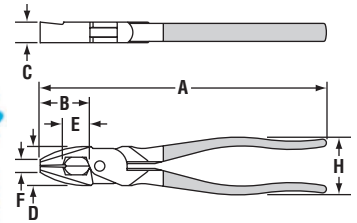


PLIER	A OVERALL LENGTH		B JAW LENGTH		C JOINT THICKNESS		D JOINT WIDTH		E CUTTING EDGE		F NOSE WIDTH		H HANDLE SPAN		WEIGHT	
	in	mm	in	mm	in	mm	in	mm	in	mm	in	mm	in	mm	pounds	grams
369CRFT™	9.50	241.30	1.54	39.12	0.55	13.97	1.32	33.53	0.73	18.54	0.29	7.37	1.89	48.01	1.08	489.88

U.S. Patent Nos. 7,415,913 and 7,395,740

Features

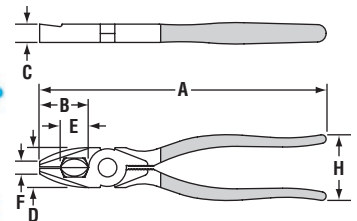
- Wiremaster™ premium quality linemen's plier
- Heavy duty enclosed joint design
- High leverage
- Cuts ACSR



PLIER	A OVERALL LENGTH		B JAW LENGTH		C JOINT THICKNESS		D JOINT WIDTH		E CUTTING EDGE		F NOSE WIDTH		H HANDLE SPAN		WEIGHT	
	in	mm	in	mm	in	mm	in	mm	in	mm	in	mm	in	mm	pounds	grams
349	9.25	234.95	1.59	40.39	0.63	16.00	1.26	32.00	0.81	20.57	0.40	10.16	1.89	48.01	1.02	462.66

Features

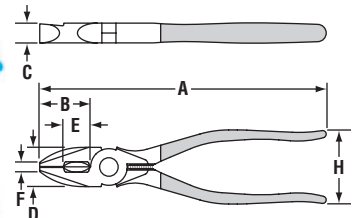
- Round nose design



PLIER	A OVERALL LENGTH		B JAW LENGTH		C JOINT THICKNESS		D JOINT WIDTH		E CUTTING EDGE		F NOSE WIDTH		H HANDLE SPAN		WEIGHT	
	in	mm	in	mm	in	mm	in	mm	in	mm	in	mm	in	mm	pounds	grams
348	8.50	215.90	1.28	32.51	0.49	12.45	1.00	25.40	0.65	16.51	0.36	9.14	1.89	48.01	0.89	403.70

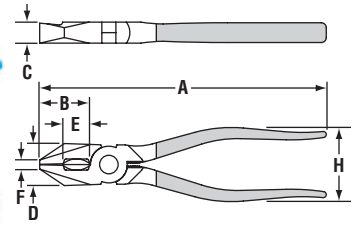
Features

- Round nose design



PLIER	A OVERALL LENGTH		B JAW LENGTH		C JOINT THICKNESS		D JOINT WIDTH		E CUTTING EDGE		F NOSE WIDTH		H HANDLE SPAN		WEIGHT	
	in	mm	in	mm	in	mm	in	mm	in	mm	in	mm	in	mm	pounds	grams
347	7.25	184.15	1.28	32.51	0.49	12.45	1.00	25.40	0.65	16.51	0.23	5.84	1.89	48.01	0.60	272.16

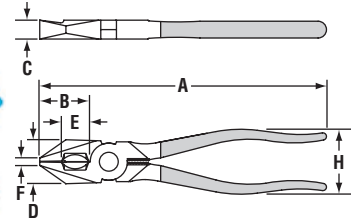

LINEMEN'S PLIERS



Features

- Bevel nose

PLIER	A OVERALL LENGTH		B JAW LENGTH		C JOINT THICKNESS		D JOINT WIDTH		E CUTTING EDGE		F NOSE WIDTH		H HANDLE SPAN		WEIGHT	
	in	mm	in	mm	in	mm	in	mm	in	mm	in	mm	in	mm	pounds	grams
3047	7.25	184.15	1.28	32.51	0.55	13.97	1.00	25.40	0.59	14.99	0.23	5.84	1.89	48.01	0.58	263.08



Features

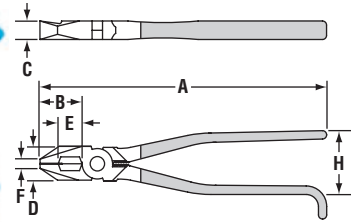
- Bevel nose

PLIER	A OVERALL LENGTH		B JAW LENGTH		C JOINT THICKNESS		D JOINT WIDTH		E CUTTING EDGE		F NOSE WIDTH		H HANDLE SPAN		WEIGHT	
	in	mm	in	mm	in	mm	in	mm	in	mm	in	mm	in	mm	pounds	grams
3048	8.50	215.90	1.50	38.10	0.63	16.00	1.32	33.53	0.75	19.05	0.22	5.59	1.89	48.01	1.02	462.66

IRONWORKER'S PLIERS

Features

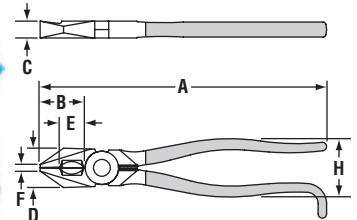
- Ironworker's plier
- Coiled spring
- Dog leg handle for better leverage when twisting wire
- Cuts ACSR



PLIER	A OVERALL LENGTH		B JAW LENGTH		C JOINT THICKNESS		D JOINT WIDTH		E CUTTING EDGE		F NOSE WIDTH		H HANDLE SPAN		WEIGHT	
	in	mm	in	mm	in	mm	in	mm	in	mm	in	mm	in	mm	pounds	grams
350S	8.75	222.25	1.28	32.51	0.53	13.46	1.06	26.92	0.66	16.76	0.28	7.11	1.89	48.01	0.81	367.41


Features

- Larger, stockier beveled nose
- Aggressive crosshatched tooth pattern for maximum grip
- Coiled spring
- Dog leg handle for better leverage when twisting wire
- Cuts ACSR



PLIER	A OVERALL LENGTH		B JAW LENGTH		C JOINT THICKNESS		D JOINT WIDTH		E CUTTING EDGE		F NOSE WIDTH		H HANDLE SPAN		WEIGHT	
	in	mm	in	mm	in	mm	in	mm	in	mm	in	mm	in	mm	pounds	grams
351S	9.50	241.30	1.47	37.34	0.56	14.22	1.31	33.27	0.81	20.57	0.22	5.59	2.01	51.05	1.20	544.31


CHANNEL LOCK



LONG NOSE PLIERS

LONG NOSE PLIERS

Only CHANNELLOCK® uses precision machined knife and anvil style cutting edges to ensure perfect mating and superior cutting edge life.



Features

- 317 – with side cutter
- 3017 – without side cutter

PLIER	A OVERALL LENGTH		B JAW LENGTH		C JOINT THICKNESS		D JOINT WIDTH		E CUTTING EDGE		F NOSE WIDTH		G NOSE THICKNESS		H HANDLE SPAN		WEIGHT	
	in	mm	in	mm	in	mm	in	mm	in	mm	in	mm	in	mm	in	mm	pounds	grams
317	8.00	203.20	2.36	59.94	0.41	10.41	0.87	22.10	0.41	10.41	0.14	3.56	0.11	2.79	1.89	48.01	0.55	249.48
3017	8.00	203.20	2.36	59.94	0.41	10.41	0.87	22.10	N/A	N/A	0.14	3.56	0.11	2.79	1.89	48.01	0.55	249.48

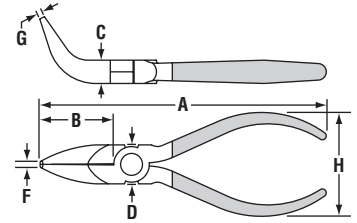


Features

- 326 – with side cutter
- 3026 – without side cutter

PLIER	A OVERALL LENGTH		B JAW LENGTH		C JOINT THICKNESS		D JOINT WIDTH		E CUTTING EDGE		F NOSE WIDTH		G NOSE THICKNESS		H HANDLE SPAN		WEIGHT	
	in	mm	in	mm	in	mm	in	mm	in	mm	in	mm	in	mm	in	mm	pounds	grams
326	6.10	154.94	2.08	52.83	0.41	10.41	0.75	19.05	0.41	10.41	0.10	2.54	N/A	N/A	1.89	48.01	0.36	163.29
3026	6.10	154.94	2.08	52.83	0.41	10.41	0.75	19.05	N/A	N/A	0.10	2.54	0.11	2.79	1.89	48.01	0.33	149.69

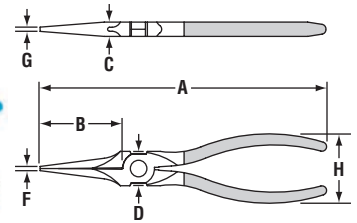

LONG NOSE PLIERS



Features

- Bent nose
- No cutter

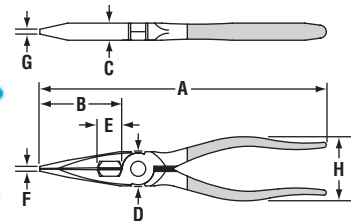
PLIER	A OVERALL LENGTH		B JAW LENGTH		C JOINT THICKNESS		D JOINT WIDTH		E CUTTING EDGE		F NOSE WIDTH		G NOSE THICKNESS		H HANDLE SPAN		WEIGHT	
	in	mm	in	mm	in	mm	in	mm	in	mm	in	mm	in	mm	pounds	grams		
386	5.75	146.05	1.65	41.91	0.41	10.41	0.75	19.05	N/A	N/A	0.10	2.54	0.11	2.79	1.89	48.01	0.38	172.37



Features

- Snipe nose for confined spaces
- No cutter

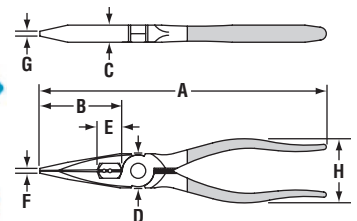
PLIER	A OVERALL LENGTH		B JAW LENGTH		C JOINT THICKNESS		D JOINT WIDTH		E CUTTING EDGE		F NOSE WIDTH		G NOSE THICKNESS		H HANDLE SPAN		WEIGHT	
	in	mm	in	mm	in	mm	in	mm	in	mm	in	mm	in	mm	pounds	grams		
3037	8.00	203.20	2.44	61.98	0.37	9.40	0.87	22.10	N/A	N/A	0.12	3.05	0.11	2.79	1.89	48.01	0.45	204.12



Features

- Heavy duty side cutter
- Useful crushing area

PLIER	A OVERALL LENGTH		B JAW LENGTH		C JOINT THICKNESS		D JOINT WIDTH		E CUTTING EDGE		F NOSE WIDTH		G NOSE THICKNESS		H HANDLE SPAN		WEIGHT	
	in	mm	in	mm	in	mm	in	mm	in	mm	in	mm	in	mm	pounds	grams		
318	8.38	212.85	2.30	58.42	0.50	12.70	1.00	25.40	0.63	16.00	0.16	4.06	0.11	2.79	1.89	48.01	0.59	267.62



Features

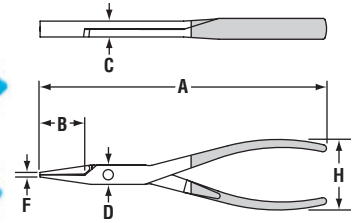
- Heavy duty side cutter
- 12 and 14 AWG wire stripper
- Useful crushing area

PLIER	A OVERALL LENGTH		B JAW LENGTH		C JOINT THICKNESS		D JOINT WIDTH		E CUTTING EDGE		F NOSE WIDTH		G NOSE THICKNESS		H HANDLE SPAN		WEIGHT	
	in	mm	in	mm	in	mm	in	mm	in	mm	in	mm	in	mm	pounds	grams		
318WS	8.38	212.85	2.30	58.42	0.50	12.70	1.00	25.40	0.63	16.00	0.16	4.06	0.11	2.79	1.89	48.01	0.59	267.62

LONG REACH PLIERS

Features

- Flat nose
- Crosshatch teeth pattern

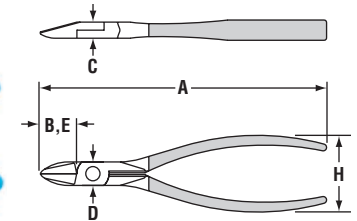


PLIER	A OVERALL LENGTH		B JAW LENGTH		C JOINT THICKNESS		D JOINT WIDTH		E CUTTING EDGE		F NOSE WIDTH		G NOSE THICKNESS		H HANDLE SPAN		WEIGHT	
	in	mm	in	mm	in	mm	in	mm	in	mm	in	mm	in	mm	in	mm	pounds	grams
718	7.88	200.15	1.18	29.97	0.43	10.92	0.53	13.46	N/A	N/A	0.53	13.46	N/A	N/A	1.89	48.01	0.51	231.33

728



758



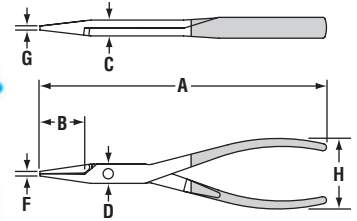
Features

- 728 – Diagonal side cutter
- 758 – Flush cutter

PLIER	A OVERALL LENGTH		B JAW LENGTH		C JOINT THICKNESS		D JOINT WIDTH		E CUTTING EDGE		F NOSE WIDTH		G NOSE THICKNESS		H HANDLE SPAN		WEIGHT	
	in	mm	in	mm	in	mm	in	mm	in	mm	in	mm	in	mm	in	mm	pounds	grams
728	7.50	190.50	0.91	23.11	0.37	9.40	0.59	14.99	0.91	23.11	N/A	N/A	N/A	N/A	1.89	48.01	0.42	190.51
758	7.50	190.50	0.91	23.11	0.37	9.40	0.59	14.99	0.91	23.11	N/A	N/A	N/A	N/A	1.89	48.01	0.42	190.51

Features

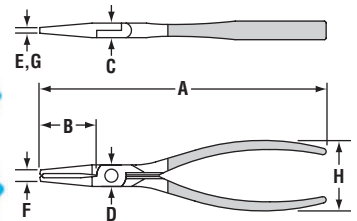
- Needle nose
- Crosshatch teeth pattern



PLIER	A OVERALL LENGTH		B JAW LENGTH		C JOINT THICKNESS		D JOINT WIDTH		E CUTTING EDGE		F NOSE WIDTH		G NOSE THICKNESS		H HANDLE SPAN		WEIGHT	
	in	mm	in	mm	in	mm	in	mm	in	mm	in	mm	in	mm	in	mm	pounds	grams
738	7.88	200.15	1.18	26.97	0.43	10.92	0.53	13.46	N/A	N/A	0.10	2.54	0.08	2.03	1.89	48.01	0.47	213.19

Features

- End cutter
- Coupe-fil en bout
- Alicates de corte frontal



PLIER	A OVERALL LENGTH		B JAW LENGTH		C JOINT THICKNESS		D JOINT WIDTH		E CUTTING EDGE		F NOSE WIDTH		G NOSE THICKNESS		H HANDLE SPAN		WEIGHT	
	in	mm	in	mm	in	mm	in	mm	in	mm	in	mm	in	mm	in	mm	pounds	grams
748	8.00	203.20	1.56	39.62	0.38	9.65	0.59	14.99	0.19	4.83	0.28	7.11	0.19	4.83	1.89	48.01	0.46	208.65

CHANNEL LOCK



CHANNEL LOCK
MADE IN USA
No 526

SLIP JOINT PLIERS

SLIP JOINT PLIERS

CHANNELLOCK® uses high carbon C1080 steel for superior performance on the job, and an ultimate rust preventative coating.



Wire cutting shear

PermaLock® fastener eliminates nut and bolt failure.

CHANNELLOCK BLUE® comfort grips

Features

- Wire cutting shear



Features

- Thin nose
- Wire cutting shear
- Crosshatch jaws for maximum grip

PLIER	A OVERALL LENGTH		B JAW LENGTH		C JOINT THICKNESS		D JOINT WIDTH		E CUTTING EDGE		H HANDLE SPAN		WEIGHT	
	in	mm	in	mm	in	mm	in	mm	in	mm	in	mm	pounds	grams
526	6.50	165.10	0.96	24.38	0.43	10.92	1.28	32.51	N/A	N/A	1.89	48.01	0.51	231.33
528	8.00	203.20	0.99	25.15	0.36	9.14	1.17	29.72	N/A	N/A	1.82	46.23	0.58	263.08




PLIER	A OVERALL LENGTH		B JAW LENGTH		C JOINT THICKNESS		D JOINT WIDTH		E CUTTING EDGE		H HANDLE SPAN		WEIGHT	
	in	mm	in	mm	in	mm	in	mm	in	mm	in	mm	pounds	grams
516	6.50	165.10	1.10	27.94	0.30	7.62	1.22	30.99	N/A	N/A	1.89	48.01	0.45	204.12

SLIP JOINT PLIERS

Features


- Side cutter
- Crosshatch jaws for maximum grip



PLIER	A OVERALL LENGTH		B JAW LENGTH		C JOINT THICKNESS		D JOINT WIDTH		E CUTTING EDGE		H HANDLE SPAN		WEIGHT	
	in	mm	in	mm	in	mm	in	mm	in	mm	in	mm	pounds	grams
537	7.63	193.80	1.71	43.43	0.43	10.92	1.38	35.05	0.43	10.92	1.89	48.01	0.61	276.69

Features


- Wire cutting shear
- Heavy duty construction
- Crosshatch jaws for maximum grip



PLIER	A OVERALL LENGTH		B JAW LENGTH		C JOINT THICKNESS		D JOINT WIDTH		E CUTTING EDGE		H HANDLE SPAN		WEIGHT	
	in	mm	in	mm	in	mm	in	mm	in	mm	in	mm	pounds	grams
546	6.63	168.40	1.18	29.97	0.47	11.94	1.14	28.96	N/A	N/A	2.01	51.05	0.52	235.87
548	8.00	203.20	1.18	29.97	0.47	11.94	1.26	32.00	N/A	N/A	1.89	48.01	0.65	294.84

Features

- Wire cutting shear
- Heavy duty construction
- Crosshatch jaws for maximum grip




PLIER	A OVERALL LENGTH		B JAW LENGTH		C JOINT THICKNESS		D JOINT WIDTH		E CUTTING EDGE		H HANDLE SPAN		WEIGHT	
	in	mm	in	mm	in	mm	in	mm	in	mm	in	mm	pounds	grams
5410	10.00	254.00	1.56	39.62	0.47	11.94	1.58	40.13	N/A	N/A	1.89	48.01	0.87	394.63

HOSE CLAMP

Features

- Hose clamp
- Wire cutting shear
- Heavy duty construction
- Crosshatch jaws for maximum grip



PLIER	A OVERALL LENGTH		B JAW LENGTH		C JOINT THICKNESS		D JOINT WIDTH		E CUTTING EDGE		H HANDLE SPAN		WEIGHT	
	in	mm	in	mm	in	mm	in	mm	in	mm	in	mm	pounds	grams
558	8.00	203.20	1.18	29.97	0.47	11.94	1.26	32.00	N/A	N/A	1.89	48.01	0.61	276.69

CHANNEL LOCK

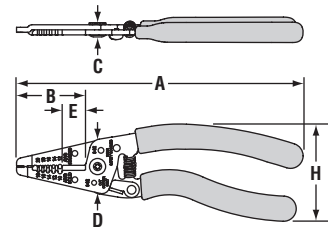


**SPECIAL
PURPOSE
PLIERS**

SPECIAL PURPOSE PLIERS

Features

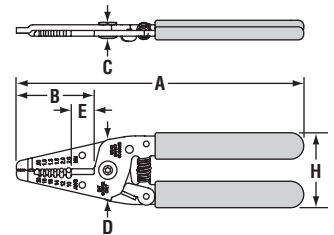
- Ergonomic handle
- Wire stripper, cutter
- Curved comfort grip
- Strips 10-20 AWG



PLIER	A OVERALL LENGTH		B JAW LENGTH		C JOINT THICKNESS		D JOINT WIDTH		E CUTTING EDGE		H HANDLE SPAN		WEIGHT	
	in	mm	in	mm	in	mm	in	mm	in	mm	in	mm	pounds	grams
957	7.00	177.80	1.68	42.67	0.46	11.68	1.30	33.02	0.57	14.48	2.05	52.07	0.34	154.22

Features

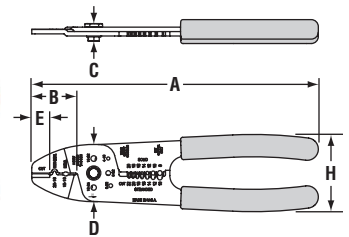
- Wire stripper, cutter
- Strips 10-20 AWG



PLIER	A OVERALL LENGTH		B JAW LENGTH		C JOINT THICKNESS		D JOINT WIDTH		E CUTTING EDGE		H HANDLE SPAN		WEIGHT	
	in	mm	in	mm	in	mm	in	mm	in	mm	in	mm	pounds	grams
958	6.25	158.75	1.61	40.89	0.47	11.94	1.30	33.02	0.43	10.92	1.89	48.01	0.34	154.22

Features

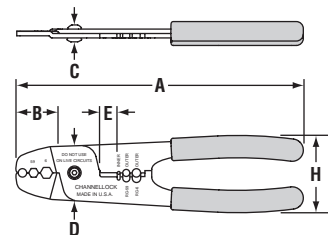
- Wire cutter, stripper
- Crimps insulated and non-insulated terminals.
- Cuts stranded AWG 10-22, solid AWG 8-20
- Cuts bolt sizes: 10-24, 10-32, 4-40, 6-32, 8-32



PLIER	A OVERALL LENGTH		B JAW LENGTH		C JOINT THICKNESS		D JOINT WIDTH		E CUTTING EDGE		H HANDLE SPAN		WEIGHT	
	in	mm	in	mm	in	mm	in	mm	in	mm	in	mm	pounds	grams
959	8.25	209.55	1.26	32.00	0.47	11.94	1.61	40.89	0.24	6.10	2.17	55.12	0.34	154.22

Features

- Coax cable tool
- Three stripping stations for RG-6 and RG-59
- Crimps RG-6 and RG-59 coax connectors.

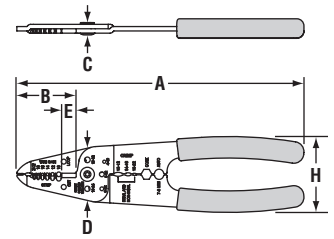



PLIER	A OVERALL LENGTH		B JAW LENGTH		C JOINT THICKNESS		D JOINT WIDTH		E CUTTING EDGE		H HANDLE SPAN		WEIGHT	
	in	mm	in	mm	in	mm	in	mm	in	mm	in	mm	pounds	grams
919	8.25	209.55	1.13	28.70	0.47	11.94	1.63	41.40	0.50	12.70	2.17	55.12	0.46	208.65

SPECIAL PURPOSE PLIERS

Features

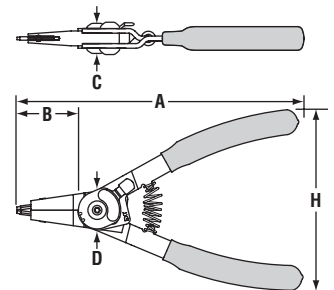
- Strips wire with no damage to conductor.
- Crimps insulated and non-insulated wire.
- Cuts AWG 10-22
- Cuts bolt sizes: 10-24, 6-32, 8-32, 10-32, 4-40
- Crimps coax cable
- Crimps 7-8mm ignition terminals



PLIER	A OVERALL LENGTH		B JAW LENGTH		C JOINT THICKNESS		D JOINT WIDTH		E CUTTING EDGE		H HANDLE SPAN		WEIGHT	
	in	mm	in	mm	in	mm	in	mm	in	mm	in	mm	pounds	grams
908	8.25	209.55	1.68	42.67	0.34	8.64	1.48	37.59	0.49	12.45	2.18	55.37	0.48	217.72

Features

- Retaining ring pliers
- Converts from internal to external rings with simple switch of the red tab.
- 929 – External: 1 1/2" to 4", Internal: 1 13/16" to 4"
Includes tips: .090, .108, .120 15° and .090, .108, .120 90°
- 927 – External: 1/4" to 2", Internal: 3/8" to 2"
Includes tips: .039, .047, .074 straight and .039, .047 90°
- 926 – External: 1/8" to 1", Internal: 1/4" to 1"
Includes tips: .023, .039, .047 straight and .039, .047 90°

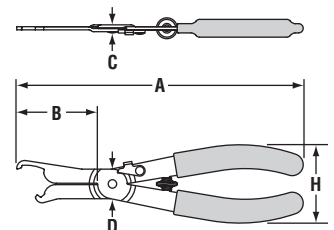


PLIER	A OVERALL LENGTH		B JAW LENGTH		C JOINT THICKNESS		D JOINT WIDTH		E CUTTING EDGE		H HANDLE SPAN		WEIGHT	
	in	mm	in	mm	in	mm	in	mm	in	mm	in	mm	pounds	grams
929	10.00	254.00	1.38	35.05	1.00	25.40	1.25	31.75	N/A	N/A	4.75	120.65	1.06	480.81
927	8.00	203.20	1.60	40.64	0.97	24.64	1.71	43.43	N/A	N/A	4.85	123.19	0.50	226.80
926	6.25	158.75	1.31	33.27	0.87	22.10	1.12	28.45	N/A	N/A	3.29	83.57	0.32	145.15

U.S. Patent No. 7,194,936 B2 Not an ISO Certified Product.


Features

- Locknut plier
- Fits most popular UL locknut sizes: 1/2", 3/4", 1" (metal, PVC, plastic).
- Thin profile for confined spaces



PLIER	A OVERALL LENGTH		B JAW LENGTH		C JOINT THICKNESS		D JOINT WIDTH		E CUTTING EDGE		H HANDLE SPAN		WEIGHT	
	in	mm	in	mm	in	mm	in	mm	in	mm	in	mm	pounds	grams
960	8.50	215.90	2.38	60.45	0.21	5.33	0.92	23.37	N/A	N/A	2.54	64.52	0.48	217.72

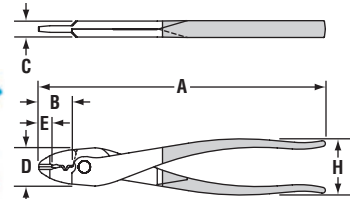
U.S. Patent No. 7,197,967



SPECIAL PURPOSE PLIERS

Features

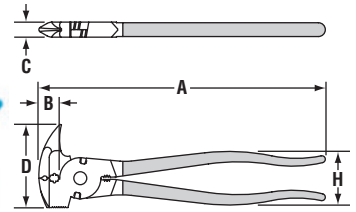
- Crimps and cuts insulated and non-insulated solderless connections and terminals.
- Cuts 10-22 AWG wire



PLIER	A OVERALL LENGTH		B JAW LENGTH		C JOINT THICKNESS		D JOINT WIDTH		E CUTTING EDGE		H HANDLE SPAN		WEIGHT	
	in	mm	in	mm	in	mm	in	mm	in	mm	in	mm	pounds	grams
909	9.50	241.30	1.16	29.46	0.48	12.19	1.32	33.53	0.43	10.92	1.89	48.01	0.94	426.38

Features

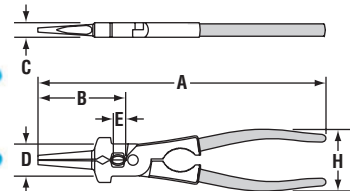
- Fence tool
- Hammer on jaw
- Staple starter and puller
- Wire stretcher, splicer, 2 cutters



PLIER	A OVERALL LENGTH		B JAW LENGTH		C JOINT THICKNESS		D JOINT WIDTH		E CUTTING EDGE		H HANDLE SPAN		WEIGHT	
	in	mm	in	mm	in	mm	in	mm	in	mm	in	mm	pounds	grams
85	10.38	263.65	0.75	19.05	0.53	13.46	2.95	74.93	N/A	N/A	2.09	53.09	1.46	662.24

Features

- Professional welder's pliers
- **HLT**™ Xtreme Leverage Technology
- Grooved nose easily removes spatter, grips and draws out wire.
- Installs and removes tips, nozzles, and insulation bushings.
- Coiled spring
- Hammer

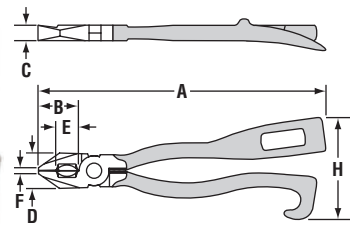


PLIER	A OVERALL LENGTH		B JAW LENGTH		C JOINT THICKNESS		D JOINT WIDTH		E CUTTING EDGE		F NOSE WIDTH		H HANDLE SPAN		WEIGHT	
	in	mm	in	mm	in	mm	in	mm	in	mm	in	mm	in	mm	pounds	grams
360	9.00	228.60	2.72	69.04	0.45	11.43	1.50	38.10	0.39	9.93	0.30	7.49	2.00	50.80	0.74	334.75

RESCUE TOOL

Features

- Spanner wrench tightens and loosens up to 6" hose couplings.
- Shuts off gas safety valves.
- Pries windows and doors open.
- Will cut high tensile steel and ceiling wire.



PLIER	A OVERALL LENGTH		B JAW LENGTH		C JOINT THICKNESS		D JOINT WIDTH		E CUTTING EDGE		F NOSE WIDTH		H HANDLE SPAN		WEIGHT	
	in	mm	in	mm	in	mm	in	mm	in	mm	in	mm	in	mm	pounds	grams
88	10.46	265.68	1.49	37.85	0.56	14.22	1.11	28.19	0.78	19.81	0.22	5.59	3.72	94.49	1.62	737.09

U.S. Patent No. 8,065,939

Features


- Ultra durable full grain leather
- Fits up to a 2 inch belt
- Made in the USA



NO.	DESCRIPTION
RTHL	Rescue tool holster for Plier #88 and #89

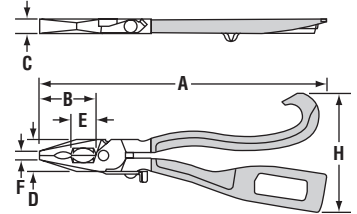
THE FIRST CHOICE OF THE FIRST RESPONDER.

BASED ON REAL-WORLD FEEDBACK FROM FIRST RESPONDERS, OUR NEW 86 RESCUE TOOL IS DESIGNED FOR EASY, INTUITIVE, ONE-HAND OPERATION IN HIGH-STRESS SITUATIONS.



Features

- Spring and lock feature allows easy one-hand operation.
- Fits securely in bunker pockets.
- Jaw design accommodates many shapes and provides maximum grip.
- Shuts off gas safety valves.
- Pries windows and doors open.
- Spanner wrench tightens and loosens hose couplings.
- **XLT™** Xtreme Leverage Technology means considerably less force required to cut than traditional high leverage designs.
- 40% lighter



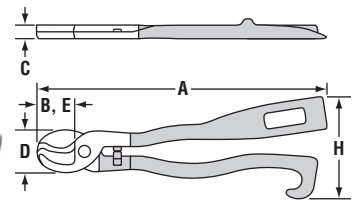
PLIER	A OVERALL LENGTH		B JAW LENGTH		C JOINT THICKNESS		D JOINT WIDTH		E CUTTING EDGE		F NOSE WIDTH		H HANDLE SPAN		WEIGHT	
	in	mm	in	mm	in	mm	in	mm	in	mm	in	mm	in	mm	pounds	grams
86	9.03	229.36	1.78	45.21	0.45	11.43	1.00	25.40	0.72	18.29	0.25	6.35	3.76	95.50	0.90	408.23

NEW

U.S. Patent No. 8,065,939

Features

- Narrow jaw profile fits in tight spots.
- Hardened cutting edges shear through soft metal.
- Standard battery cables are no match for its cutting power.
- Spanner wrench tightens and loosens hose couplings.
- Pries windows and doors open.
- Shuts off gas safety valves.



PLIER	A OVERALL LENGTH		B JAW LENGTH		C JOINT THICKNESS		D JOINT WIDTH		E CUTTING EDGE		H HANDLE SPAN		WEIGHT	
	in	mm	in	mm	in	mm	in	mm	in	mm	in	mm	pounds	grams
89	10.99	279.15	1.43	36.32	0.53	13.46	1.62	41.15	1.43	36.32	3.87	98.30	1.59	721.21
87	8.88	225.43	1.43	36.32	0.53	13.46	1.62	41.15	1.43	36.32	3.54	89.92	1.13	512.56

U.S. Patent No. 8,065,939

Not for steel. Ne couper pas d'auger. No apto para cortar cable de acero.

CODE BLUE
by
CHANNEL LOCK



CODE BLUE® PLIERS

CODE BLUE® PLIERS



Laser heat-treated cutting edges last longer.

BRING YOUR TOOLBOX UP TO CODE.

CODE BLUE
by
CHANNELLOCK



CHANNELLOCK® uses high carbon steel for superior performance on the job, and an ultimate rust preventative coating.

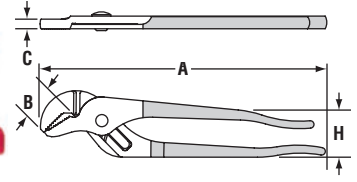
Only CHANNELLOCK® uses precision machined knife and anvil style cutting edges to ensure perfect mating and superior cutting edge life.

Iconic Code Blue® handles. Composite TPE core and over mold provide durability, comfort and secure grip.

Note: CHANNELLOCK BLUE® and red grips are trademarks of CHANNELLOCK® and are only for comfort. They are NOT recommended or warranted for dielectric properties.

Made in the USA

CODE BLUE® PLIERS



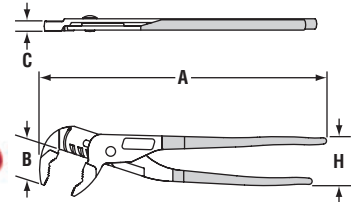
Features

- Tongue and groove
- 421CB – SAFE-T-STOP™

PLIER	A OVERALL LENGTH		B JAW LENGTH		C JOINT THICKNESS		H HANDLE SPAN		WEIGHT		NUMBER OF ADJUSTMENTS	JAW CAPACITY	
	in	mm	in	mm	in	mm	in	mm	pounds	grams		in	mm
430CB	10.50	266.70	1.38	35.05	0.44	11.18	2.25	57.15	1.18	535.24	7	2.00	50.80
420CB	9.38	238.25	1.12	28.45	0.47	11.94	1.75	44.45	0.87	394.63	5	1.50	38.10
421CB	9.38	238.25	1.12	28.45	0.47	11.94	1.75	44.45	0.82	371.95	5	1.50	38.10

Features

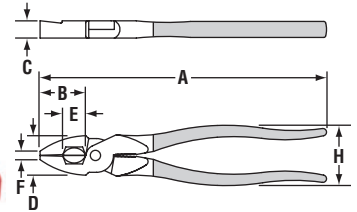

- Laser heat-treated teeth grip better and last longer.
- Ergonomically designed offset head for greater leverage.
- Special jaw design accommodates many shapes.



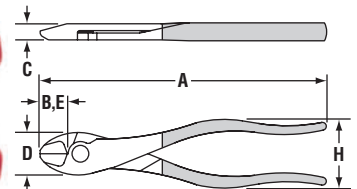
PLIER	A OVERALL LENGTH		B JAW LENGTH		C JOINT THICKNESS		H HANDLE SPAN		WEIGHT		NUMBER OF ADJUSTMENTS	JAW CAPACITY	
	in	mm	in	mm	in	mm	in	mm	pounds	grams		in	mm
GL10CB	9.50	241.30	1.34	34.04	0.36	9.14	2.17	55.12	0.80	362.87	5	1.25	31.75

Features

- **HLT™** Xtreme Leverage Technology
- Round nose
- Cuts ACSR
- 369CRFTCB – Crimps insulated and non-insulated terminals
- 369CRFTCB – Fishtape puller



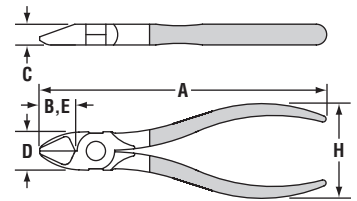
PLIER	A OVERALL LENGTH		B JAW LENGTH		C JOINT THICKNESS		D JOINT WIDTH		E CUTTING EDGE		F NOSE WIDTH		H HANDLE SPAN		WEIGHT	
	in	mm	in	mm	in	mm	in	mm	in	mm	in	mm	in	mm	pounds	grams
369CB	9.50	241.30	1.54	39.12	0.55	13.97	1.32	33.53	0.73	18.54	0.28	7.11	2.13	54.10	1.08	489.88
369CRFTCB	9.50	241.30	1.54	39.12	0.55	13.97	1.32	33.53	0.73	18.54	0.29	7.37	2.13	54.10	1.08	489.88



Features

- High leverage
- Lap joint diagonal cutting plier

PLIER	A OVERALL LENGTH		B JAW LENGTH		C JOINT THICKNESS		D JOINT WIDTH		E CUTTING EDGE		H HANDLE SPAN		WEIGHT	
	in	mm	in	mm	in	mm	in	mm	in	mm	in	mm	pounds	grams
338CB	8.25	209.55	0.79	20.07	0.43	10.92	1.18	29.97	0.79	20.07	2.25	57.15	0.66	299.37



Features

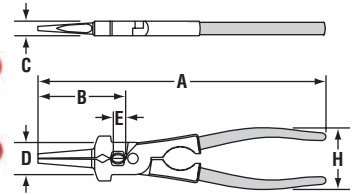

- Diagonal cutter

PLIER	A OVERALL LENGTH		B JAW LENGTH		C JOINT THICKNESS		D JOINT WIDTH		E CUTTING EDGE		H HANDLE SPAN		WEIGHT	
	in	mm	in	mm	in	mm	in	mm	in	mm	in	mm	pounds	grams
436CB	6.30	160.02	0.75	19.05	0.42	10.67	0.73	18.64	0.75	19.05	2.31	58.67	0.40	181.44

CODE BLUE® PLIERS

Features

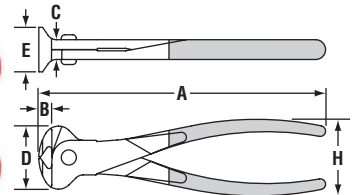
- Professional welder's pliers
- **XL**™ Xtreme Leverage Technology
- Grooved nose easily removes spatter, grips and draws out wire.
- Installs and removes tips, nozzles, and insulation bushings.
- Coiled spring
- Hammer



PLIER	A OVERALL LENGTH		B JAW LENGTH		C JOINT THICKNESS		D JOINT WIDTH		E CUTTING EDGE		F NOSE WIDTH		H HANDLE SPAN		WEIGHT	
	in	mm	in	mm	in	mm	in	mm	in	mm	in	mm	in	mm	pounds	grams
360CB	9.00	228.60	2.72	69.04	0.45	11.43	1.50	38.10	0.39	9.93	0.30	7.49	2.00	50.80	0.74	334.75

Features

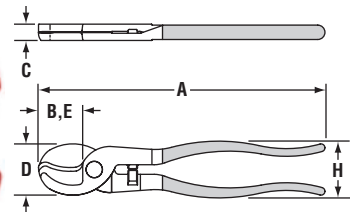
- End cutting plier
- Pincas coupantes en bout
- Alicates de corte frontal



PLIER	A OVERALL LENGTH		B JAW LENGTH		C JOINT THICKNESS		D JOINT WIDTH		E CUTTING EDGE		H HANDLE SPAN		WEIGHT	
	in	mm	in	mm	in	mm	in	mm	in	mm	in	mm	pounds	grams
358CB	8.50	215.90	0.35	8.89	0.49	12.45	1.63	41.40	1.18	29.97	2.25	57.15	0.79	358.34

Features

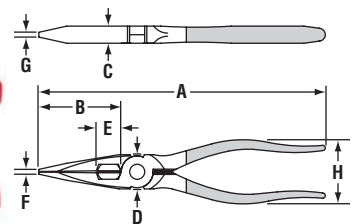
- Cable cutter
- Cuts up to 4/0 aluminum and 2/0 copper
- Not for steel or ACSR



PLIER	A OVERALL LENGTH		B JAW LENGTH		C JOINT THICKNESS		D JOINT WIDTH		E CUTTING EDGE		H HANDLE SPAN		WEIGHT	
	in	mm	in	mm	in	mm	in	mm	in	mm	in	mm	pounds	grams
911CB	9.38	238.25	1.40	35.56	0.51	12.95	1.61	40.89	1.40	35.56	2.00	50.80	0.90	408.23

Features

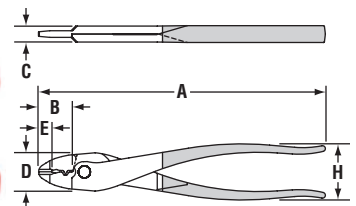
- Heavy duty long nose with cutter
- Useful crushing area



PLIER	A OVERALL LENGTH		B JAW LENGTH		C JOINT THICKNESS		D JOINT WIDTH		E CUTTING EDGE		F NOSE WIDTH		G NOSE THICKNESS		H HANDLE SPAN		WEIGHT	
	in	mm	in	mm	in	mm	in	mm	in	mm	in	mm	in	mm	in	mm	pounds	grams
318CB	8.38	212.85	2.30	58.42	0.50	12.70	1.00	25.40	0.63	16.00	0.16	4.06	0.11	2.79	2.13	54.10	0.59	267.62

Features

- Crimps and cuts insulated and non-insulated solderless connections and terminals.
- Cuts 10-22 AWG wire



PLIER	A OVERALL LENGTH		B JAW LENGTH		C JOINT THICKNESS		D JOINT WIDTH		E CUTTING EDGE		H HANDLE SPAN		WEIGHT	
	in	mm	in	mm	in	mm	in	mm	in	mm	in	mm	pounds	grams
909CB	9.38	238.25	1.16	29.46	0.48	12.19	1.32	33.53	0.43	10.92	2.13	54.10	0.94	426.38

E SERIES™

CHANNEL LOCK

with **XLT™**

XTREME
LEVERAGE
TECHNOLOGY



E SERIES™ PLIERS

E SERIES™ PLIERS

E SERIES™

with **XLT™** XTREME LEVERAGE TECHNOLOGY



Laser heat-treated cutting edges last longer.

Only CHANNELLOCK® uses precision machined knife and anvil style cutting edges to ensure perfect mating and superior cutting edge life.

CHANNELLOCK® uses high carbon C1080 steel for superior performance on the job, and an ultimate rust preventative coating.

XLT™ Xtreme Leverage Technology means considerably less force required to cut than traditional high leverage designs.

CHANNELLOCK BLUE® and red grips are designed for durability and comfort.

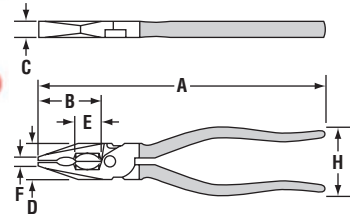
Note: CHANNELLOCK BLUE® and red grips are trademarks of CHANNELLOCK® and are only for comfort. They are NOT recommended or warranted for dielectric properties.

E SERIES™ PLIERS

COMBINATION PLIERS

Features

- **HZT**™ Xtreme Leverage Technology
- Crosshatch jaws for maximum grip
- Pipe grip design accommodates many shapes
- Easily cuts hard and soft wire
- Available in 6, 7, and 8" lengths
- Available with both Plastisol and Code Blue® grips

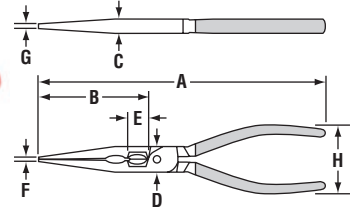


PLIER	A OVERALL LENGTH		B JAW LENGTH		C JOINT THICKNESS		D JOINT WIDTH		E CUTTING EDGE		F NOSE WIDTH		H HANDLE SPAN		WEIGHT	
	in	mm	in	mm	in	mm	in	mm	in	mm	in	mm	in	mm	pounds	grams
E348	8.03	203.99	1.77	44.93	0.45	11.43	1.00	25.40	0.71	17.81	0.26	6.48	2.18	55.37	0.60	272.16
E348CB	8.07	204.98	1.77	44.93	0.45	11.43	1.00	25.40	0.71	17.81	0.26	6.48	2.18	55.37	0.60	272.16
E347	7.03	178.59	1.54	39.12	0.47	11.94	1.00	25.40	0.71	17.81	0.40	10.14	2.17	55.12	0.50	226.80
E347CB	7.19	182.50	1.54	39.12	0.47	11.94	1.00	25.40	0.71	17.81	0.40	10.14	2.17	55.12	0.60	272.16
E346	6.03	153.19	1.18	30.02	0.39	10.01	0.81	20.65	0.35	8.87	0.19	4.72	2.08	52.83	0.30	136.80
E346CB	6.13	155.57	1.18	30.02	0.39	10.01	0.81	20.65	0.35	8.87	0.19	4.72	2.08	52.83	0.40	181.44

LONG NOSE PLIERS

Features

- **HZT**™ Xtreme Leverage Technology
- Longer, streamlined design for precision handling
- Crosshatch jaws for maximum gripping
- Pipe grip design accommodates many shapes
- Angle nose designed for unique situations (E388 and E388CB)
- Available with both Plastisol and Code Blue® grips

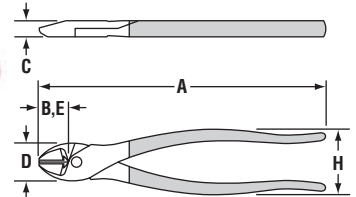


PLIER	A OVERALL LENGTH		B JAW LENGTH		C JOINT THICKNESS		D JOINT WIDTH		E CUTTING EDGE		F NOSE WIDTH		G NOSE THICKNESS		H HANDLE SPAN		WEIGHT	
	in	mm	in	mm	in	mm	in	mm	in	mm	in	mm	in	mm	in	mm	pounds	grams
E318	7.81	198.32	2.96	75.08	0.39	9.91	0.70	17.78	0.46	11.58	0.13	3.18	0.13	3.18	2.14	54.23	0.40	181.44
E318CB	7.86	199.64	2.96	75.08	0.39	9.91	0.70	17.78	0.46	11.58	0.13	3.18	0.13	3.18	2.14	54.23	0.40	181.44
E388	7.45	189.33	2.60	66.09	0.39	9.91	0.70	17.78	0.46	11.58	0.13	3.18	0.13	3.18	2.14	54.23	0.40	181.44
E388CB	7.79	197.74	2.60	66.09	0.39	9.91	0.70	17.78	0.46	11.58	0.13	3.18	0.13	3.18	2.14	54.23	0.40	181.44
E326	6.53	165.89	2.21	56.16	0.39	9.91	0.64	16.26	0.35	8.89	0.11	2.74	0.10	2.41	2.04	51.82	0.30	136.08
E326CB	6.54	165.99	2.21	56.16	0.39	9.91	0.64	16.26	0.35	8.89	0.11	2.74	0.10	2.41	2.04	51.82	0.40	181.44

DIAGONAL PLIERS

Features

- **HZT**™ Xtreme Leverage Technology
- Strong lap joint construction
- Durable, diagonal cutting edge design
- Easily cuts hard and soft wire
- Available with both Plastisol and Code Blue® grips



PLIER	A OVERALL LENGTH		B JAW LENGTH		C JOINT THICKNESS		D JOINT WIDTH		E CUTTING EDGE		H HANDLE SPAN		WEIGHT	
	in	mm	in	mm	in	mm	in	mm	in	mm	in	mm	pounds	grams
E338	8.29	210.59	0.86	21.92	0.47	11.94	1.09	27.79	0.86	21.92	2.15	54.61	0.70	317.52
E338CB	8.39	213.11	0.86	21.92	0.47	11.94	1.09	27.79	0.86	21.92	2.15	54.61	0.70	317.52
E337	7.25	184.23	0.86	21.92	0.45	11.43	1.09	27.79	0.86	21.92	2.15	54.61	0.60	272.16
E337CB	7.45	189.10	0.86	21.92	0.45	11.43	1.09	27.79	0.86	21.92	2.15	54.61	0.60	272.16
E336	6.01	152.73	0.56	14.12	0.39	9.91	0.77	19.61	0.56	14.12	2.16	54.86	0.30	136.80
E336CB	6.34	160.91	0.56	14.12	0.39	9.91	0.77	19.61	0.56	14.12	2.16	54.86	0.40	181.44

CHANNEL LOCK



WRENCHES

ADJUSTABLE WRENCHES


Longer jaws grip better avoiding slippage or nut round off.

Greater jaw capacity supports larger nuts and bolts.


Thinner jaws for greater access in tight spaces.

Precise jaw design grips tight the first time, every time.

4 thread knurl & non-protruding jaws provide greater capacity; minimal head width improves performance in confined spaces.



WideAzz



8WCB

- Same capacity as a 12" wrench
- Même capacité qu'une clé de 12 po
- La misma capacidad de una llave de 12 pulgadas



6WCB

- Same capacity as a 10" wrench
- Même capacité qu'une clé de 10 po
- La misma capacidad de una llave de 10 pulgadas



NEW
NEW



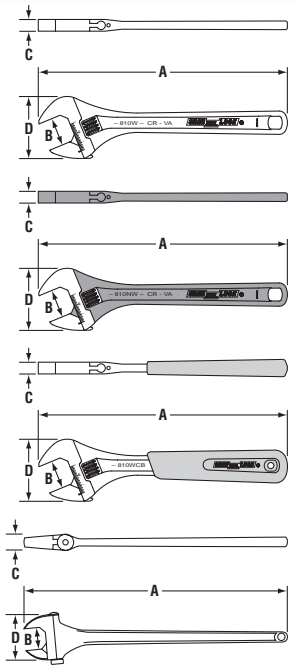
Chrome



Black Phosphate = N



Code Blue® = CB



NO.	A OVERALL LENGTH		B JAW CAPACITY		C JOINT THICKNESS		D JOINT WIDTH		WEIGHT	
	in	mm	in	mm	in	mm	in	mm	pounds	grams
6WCB	6.88	174.75	1.31	33.27	0.50	12.70	2.50	63.50	0.48	217.72
6SWCB	6.88	174.75	1.31	33.27	0.50	12.70	2.50	63.50	0.48	217.72
8WCB	8.50	215.90	1.50	38.10	0.50	12.70	2.87	72.90	0.76	344.73
8SWCB	8.50	215.90	1.50	38.10	0.50	12.70	2.87	72.90	0.76	344.73
804, 804N	4.50	114.30	0.563	14.30	0.33	8.38	1.30	33.02	0.11	49.90
806W, 806NW, 806WCB	6.25	158.75	0.938	23.80	0.41	10.41	1.97	50.04	0.29	131.54
808W, 808NW, 808WCB	8.00	203.20	1.18	30.00	0.53	13.46	2.50	63.50	0.59	267.62
810W, 810NW, 810WCB	10.00	254.00	1.375	34.90	0.60	15.24	2.83	71.88	1.44	653.17
812W, 812NW, 812WCB	12.00	304.80	1.50	38.10	0.74	18.80	3.42	86.87	1.56	707.60
815, 815N	15.00	381.00	1.69	42.93	0.98	24.89	4.06	103.12	2.93	1329.03
818, 818N	18.00	457.20	2.13	54.10	1.13	28.70	4.49	114.05	4.88	2213.53
824	24.00	609.60	2.44	61.98	1.29	32.77	5.61	142.49	8.26	3746.67
830	30.00	762.00	3.00	76.20	1.50	38.10	6.30	160.02	12.00	5443.12

RATCHETING WRENCHES

4 sizes in each wrench saves time, money, and space.

Electronic coating for ultimate rust prevention.

CHANNEL LOCK

CHANNEL LOCK

Fast and easy one handed operation.

Heat-treated for greater durability on the job.

Hollow sockets excel over deep socket designs.

12-pt.

12 point socket. Available in Metric and SAE.

Features

- 8 'n 1 wrench set
- Ratcheting / reversible
- Does the work of 8 combination wrenches or sockets!

SET NO.	SIZES
841M Metric	8mm x 10mm, 16mm x 17mm, 12mm x 13mm, 18mm x 19mm
841S SAE	5/16" x 3/8", 7/16" x 1/2", 9/16" x 5/8", 11/16" x 3/4"

Not an ISO Certified Product.

CHAN NEL LOCK




PROFESSIONAL DRIVERS

PROFESSIONAL DRIVERS

Precision machined vapor blast tips for a precise fit

High torque acetate handle for superior durability and solvent resistance



Custom heat-treated alloy steel blades

Nickel chrome finish for exceptional corrosion resistance

Made in the USA

NEW SLOTTED SCREWDRIVERS



NO.	DIAMETER		BLADE LENGTH		OVERALL LENGTH		
	in	mm	in	mm	in	mm	
S182A	1/8"x2-1/4"	0.75	19.05	2.25	57.15	5.00	127.00
S363A	3/16"x3"	1.06	26.92	3.00	76.20	6.70	170.18
S366A	3/16"x6"	1.06	26.92	6.00	152.40	9.70	246.38
S144A	1/4"x4"	1.19	30.23	4.00	101.60	8.20	208.28
S146A	1/4"x6"	1.19	30.23	6.00	152.40	10.20	259.08
S116A	1/4"x16"	1.19	30.23	16.00	406.40	20.20	513.08
S566A	5/16"x6"	1.31	33.27	6.00	152.40	10.70	271.78
S568A	5/16"x8"	1.31	33.27	8.00	203.20	12.70	322.58
S388A	3/8"x8"	1.31	33.27	8.00	203.20	12.70	322.58
S382A	3/8"x12"	1.31	33.27	12.00	304.80	16.70	424.18
S141A	1/4"x1.5"	1.19	30.23	1.50	38.10	3.50	88.90

NEW TORX® SCREWDRIVERS



NO.	DIAMETER		BLADE LENGTH		OVERALL LENGTH		
	in	mm	in	mm	in	mm	
T062A	T6x2"	0.63	16.00	2.00	50.80	4.50	114.30
T103A	T10x3"	0.88	22.35	3.00	76.20	6.25	158.75
T153A	T15x3"	0.88	22.35	3.00	76.20	6.25	158.75
T203A	T20x3"	1.06	26.92	3.00	76.20	6.25	158.75
T253A	T25x3"	1.06	26.92	3.00	76.20	6.70	170.18
T274A	T27x4"	1.19	30.23	4.00	101.60	8.20	208.28
T304A	T30x4"	1.19	30.23	4.00	101.60	8.20	208.28
T406A	T40x6"	1.31	33.17	6.00	152.40	10.70	271.78

Torx® is a registered trademark of Acument Intellectual Properties, LLC.







NEW PHILLIPS SCREWDRIVERS



NO.	DIAMETER		BLADE LENGTH		OVERALL LENGTH		
	in	mm	in	mm	in	mm	
P021A	#0x2-1/2"	0.75	19.05	2.50	63.50	5.25	133.35
P103A	#1x3"	1.06	26.92	3.00	76.20	6.70	170.18
P106A	#1x6"	1.06	26.92	6.00	152.40	9.70	246.38
P204A	#2x4"	1.19	30.23	4.00	101.60	8.20	208.28
P206A	#2x6"	1.19	30.23	6.00	152.40	10.20	259.08
P216A	#2x16"	1.19	30.23	16.00	406.40	20.20	513.08
P306A	#3x6"	1.31	33.27	6.00	152.40	10.70	271.78
P201A	#2x1.5"	1.19	30.23	1.50	38.10	3.50	88.90

NEW 6 'n' 1 MULTI-BIT SCREWDRIVER



NO.	FOR USE WITH	TIP #1	TIP #2
61A	Slotted screws	3/16 	1/4 
	Phillips screws	#1 	#2 
	Nutdriver	1/4 	5/16 

NEW SQUARE RECESS SCREWDRIVERS



NO.	DIAMETER		BLADE LENGTH		OVERALL LENGTH		
	in	mm	in	mm	in	mm	
R103A	#1x3"	1.06	26.92	3.00	76.20	6.70	170.18
R204A	#2x4"	1.19	30.23	4.00	101.60	8.20	208.28

NEW HOLLOW SHAFT NUT DRIVERS



NO.	DIAMETER		BLADE LENGTH		OVERALL LENGTH		
	in	mm	in	mm	in	mm	
N316A	3/16"x3-1/4"	1.06	26.92	3.25	82.55	6.95	176.53
N140A	1/4"x3-1/4"	1.06	26.92	3.25	82.55	6.95	176.53
N516A	5/16"x3-1/4"	1.19	30.23	3.25	82.55	7.45	189.23
N132A	11/32"x3-1/4"	1.19	30.23	3.25	82.55	7.45	189.23
N380A	3/8"x3-1/4"	1.19	30.23	3.25	82.55	7.00	177.80
N716A	7/16"x4"	1.31	33.27	4.00	101.60	8.70	220.98
N120A	1/2"x4"	1.31	33.27	4.00	101.60	8.70	220.98

NEW POINTED TIPS



NO.	DIAMETER		BLADE LENGTH		OVERALL LENGTH		
	in	mm	in	mm	in	mm	
AWL3A	3" Awl/Scribe	1.06	26.92	3.00	76.20	6.70	170.18
ASS3A	3" Screw Starter	1.06	26.92	3.00	76.20	6.70	170.18

CODE  **BLUE**
by
CHANNEL LOCK



**SCREWDRIVERS
NUT DRIVERS**

SCREWDRIVERS / NUT DRIVERS

CODE BLUE®

High torque, 3-sided HOLD-E-ZEE® Code Blue® grips

Screwdrivers with Go-Thru steel blades for added strength

Nut drivers with full hollow shafts

Laser etched steel caps for easy identification

Screwdrivers with magnetic tips

⊖ SLOTTED SCREWDRIVERS



NO.	DIAMETER		BLADE LENGTH		OVERALL LENGTH	
	in	mm	in	mm	in	mm
S141CB	1/4	6.35	1.50	38.10	4.00	101.60
S144CB	1/4	6.35	4.00	101.60	8.50	215.90
S146CB	1/4	6.35	6.00	152.40	10.50	266.70
S364CB	3/16	4.76	4.00	101.60	8.25	209.55
S366CB	3/16	4.76	6.00	152.40	10.25	260.35
S368CB	3/16	4.76	8.00	203.20	12.25	311.15
S388CB	3/8	9.53	8.00	203.20	13.00	330.20

+ PHILLIPS SCREWDRIVERS



NO.	DIAMETER		BLADE LENGTH		OVERALL LENGTH	
	in	mm	in	mm	in	mm
P104CB NO. 1+	3/16	4.76	4.00	101.60	8.25	209.55
P201CB NO. 2+	1/4	6.35	1.50	38.10	4.00	101.60
P204CB NO. 2+	1/4	6.35	4.00	101.60	8.75	222.25
P206CB NO. 2+	1/4	6.35	6.00	152.40	10.75	273.05
P306CB NO. 3+	3/8	9.53	6.00	152.40	11.00	279.40

⊙ HOLLOW SHAFT NUT DRIVERS



NO.	DIAMETER		BLADE LENGTH		OVERALL LENGTH	
	in	mm	in	mm	in	mm
N132CB	11/32	8.73	3.00	76.20	7.50	190.50
N120CB	1/2	12.70	3.00	76.20	7.50	190.50
N140CB	1/4	6.35	3.00	76.20	7.50	190.50
N316CB	3/16	4.76	3.00	76.20	7.50	190.50
N380CB	3/8	9.53	3.00	76.20	7.50	190.50
N516CB	5/16	7.94	3.00	76.20	7.50	190.50
N716CB	7/16	11.11	3.00	76.20	7.50	190.50

6 'n 1 SCREWDRIVER



NO.	FOR USE WITH	TIP #1	TIP #2
61CB	Slotted screws	3/16 ⊖	1/4 ⊖
	Phillips screws	#1 ⊕	#2 ⊕
	Nutdriver	1/4 ⊙	5/16 ⊙

2 'n 1 SCREWDRIVER



NO.	FOR USE WITH	TIP
CJ21CB 25/jar	Slotted screws	5/32 ⊖
	Phillips screws	#1 ⊕

BOTTLE OPENER



NO.	OVERALL LENGTH	
	in	mm
BOCB	6.25	158.75



When using this product always wear Eye Protection that meets A.N.S.I. Z87.1 requirements.

SCREWDRIVERS / NUT DRIVERS



Ratcheting action for fast, easy two way operation

RATCHETING

Dual composition comfort grip

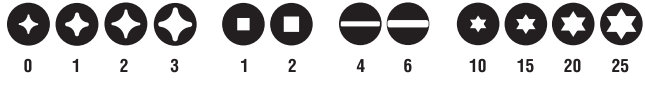
28-tooth ratchet
225 inch lbs. of torque



Bit storage

131CB 13 'n 1 SCREWDRIVER

Swap easily between 13 different tips!



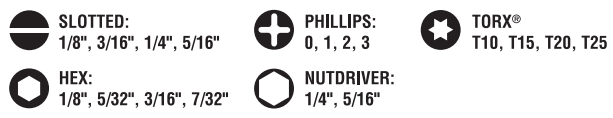
131CBTP 13 'n 1 TAMPERPROOF SCREWDRIVER

Comes with tamperproof tips!



181CB 18 'n 1 SCREWDRIVER

Swap easily between 18 different tips!



Torx® is a registered trademark of Acument Intellectual Properties, LLC.



Durable, forged ratchet construction

RATCHETING

Ratcheting action for fast, easy two way operation

Comfortable, high torque grip



Bit storage

CHAN NEL LOCK



PROFESSIONAL LEVELS

PROFESSIONAL LEVELS

Three 45 minute arc vials 0°, 45°, and 90°



Powder coated for a more durable finish

Waterproof and shock resistant

V-Groove design for pipe and conduit mounting



Top View: Full View Vial

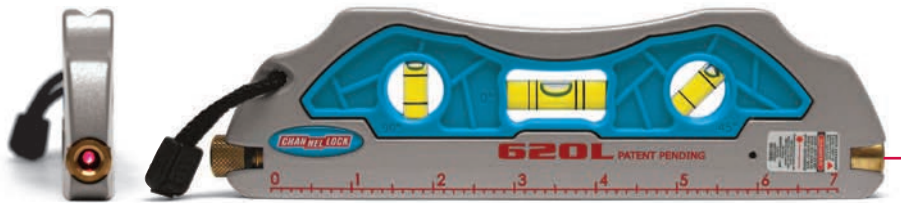


Bottom View: 4 Super Strong Rare Earth magnets

620L PROFESSIONAL LASER LEVEL 8.25" 209.55mm

Features

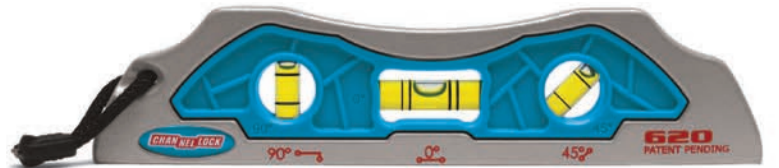
- Accurate up to 1/4" at 100' and lasts up to 10,000 hours
- Laser diode is Class IIa
- Three dimensionally hand designed and calibrated to be accurate on all planes
- All brass fittings to prevent rust
- Easy to read graphics with inch scale



620 PROFESSIONAL LEVEL 8.25" 209.55mm

Features

- Durable aluminum body
- Easy to read graphics with inch scale



615 PROFESSIONAL TORPEDO LEVEL 8.5" 215.90mm

Features

- Compact design is portable and durable
- Full view 0 degree oversized vial
- Durable aluminum body





**MECHANIC'S
TOOLS**

COMBINATION WRENCHES

38040 6 PC. SAE RATCHETING WRENCH SET

Features

- 72 gear teeth needs only 5° to turn a fastener
- Low profile design for tight spaces
- Full polish chrome vanadium
- Handy storage rack
- SAE sizes: 5/16, 3/8, 7/16, 1/2, 9/16, 5/8"



38041 6 PC. METRIC RATCHETING WRENCH SET

Features

- 72 gear teeth needs only 5° to turn a fastener
- Low profile design for tight spaces
- Full polish chrome vanadium
- Handy storage rack
- Metric sizes: 8, 10, 12, 13, 14, 15mm



38036 6 PC. UNI-FIT® RATCHETING WRENCH SET

Features

- Uni-Fit® box ends drive SAE, Metric, External Torx®, Spline, Square, 6pt & 12pt Fasteners plus Rounded Hex
- Drives 28 sizes and styles of fasteners
- 72 gear teeth box ends need only 5° to turn a fastener
- Full polish chrome vanadium
- Handy storage rack



NEW 39100 16 PC. PASS-THRU UNI-FIT® SOCKET SET

Features

- Uni-Fit® box ends drive SAE, Metric, External Torx®, Spline, Square, 6pt & 12pt Fasteners plus Rounded Hex
- Full polish chrome vanadium
- Durable storage case



BOLT STYLE AND SIZE CHART				
6 PT. HEX	12 PT.	EXT. TORX®	SPLINE	SQUARE
5/16"	8mm	E10	M10	5/16"
3/8"	10mm	E12	M12	3/8"
7/16"	11mm	E14	M14	7/16"
1/2"	13mm		M16	1/2"
9/16"	14mm	E18	M18	9/16"
5/8"	16mm	E20	M20	



BOLT STYLE AND SIZE CHART				
6 PT. HEX	12 PT.	EXT. TORX®	SPLINE	SQUARE
5/16"	8mm	E10		5/16"
3/8"	10mm	E12	M12	3/8"
7/16"	11mm	E14	M14	7/16"
15/32"	12mm	E16		
1/2"	13mm		M16	1/2"
9/16"	14mm	E18	M18	9/16"
19/32"	15mm			
5/8"	16mm	E20	M20	
11/16"	17mm		M22	
23/32"	18mm	E22		
3/4"	19mm	E24		
13/16"	21mm	E26		
7/8"	22mm	E28		

MECHANIC'S TOOLS

38054 24 PC. UNI-FIT® SOCKET SET

Features

- Uni-Fit® sockets drive SAE, Metric, External Torx®, Spline, Square, 6pt & 12pt Fasteners plus Rounded Hex
- 1/4" & 3/8" sockets drive 52 different styles and sizes of fasteners
- Full polish chrome vanadium
- Laser etched sockets for easy identification
- Includes 3/8" dr. 72 teeth quick release ratchet with comfort grip



SIZES AND DRIVE STYLE CROSS REFERENCE															
SAE	5/32"	3/16"	1/4"	9/32"	5/16"	11/32"	3/8"	7/16"	15/32"	1/2"	9/16"	19/32"	5/8"	11/16"	3/4"
METRIC	4mm	5mm	6mm	7mm	8mm	9mm	10mm	11mm	12mm	13mm	14mm	15mm	16mm	17mm	19mm
TORX®	E5		E8		E10		E12	E14	E16		E18		E20	E22	E24
SPLINE					M10		M12	M14		M16	M18		M20	M22	
SQUARE					5/16		3/8	7/16		1/2	9/16				

CONTENTS:

- (1) 3/8" Drive Quick Release Ratchet
- (1) 3" Extension
- (1) 3/8" x 1/4" Reducing Adaptor
- (11) 1/4" Sockets
- (9) 3/8" Sockets
- (1) Storage Case

39070 94 PC. MECHANIC'S TOOL SET

Features

- 3/8" drive, 72 gear teeth quick release ratchet
- 3/8" & 1/4" drive, chrome vanadium sockets
- SAE & Metric hex keys
- Magnetic bit driver with full range of fastener bits
- Durable storage case



CONTENTS:

- 1/4" Dr. 6 Pt. Socket: 3/16", 7/32", 1/4", 9/32", 5/16", 11/32", 3/8", 7/16" & 4, 5, 6, 7, 8, 9, 10, 11mm
- 3/8" Dr. 3" Extension
- 3/8" Dr. Quick Release Oval Head Ratchet
- 3/8" Dr. 3/8" x 1/4" Reducing Adaptor
- 3/8" Dr. 6 Pt. Socket: 1/2", 9/16", 5/8", 11/16", 3/4", & 12, 13, 14, 15, 17, 19mm
- 8pcs SAE Hex Key Set
- 8pcs Metric Hex Key Set
- 1/4" x 3" Nut Driver, 9/32" x 3" Nut Driver, 5/16" x 3" Nut Driver, 11/32" x 3" Nut Driver, 3/8" x 3" Nut Driver, 7/16" x 3" Nut Driver, 6mm x 3" Nut Driver, 8mm x 3" Nut Driver, 10mm x 3" Nut Driver, 11mm x 3" Nut Driver
- Magnetic bit driver 505 handle
- 1" Driver bit set - (2) 1/4" dr. to hex adaptor (2) each of phillips #0, #1, #2, #3
- 1" Driver bit set - 1/8", 5/32", (2) 3/16", (2) 1/4", 5/16" slotted / S1, S2, S3 square
- 1" Driver bit set - T10, T15, T20, T25, T27, T30, T40, T40 Torx & Pz1, Pz2, Pz3
- 2-1/4" bit extension

39067 132 PC. MECHANIC'S TOOL SET

Features

- 3/8" drive, 72 gear teeth quick release ratchet
- Full polish SAE & Metric combination wrenches
- 3/8" & 1/4" drive, chrome vanadium standard & deep sockets
- SAE & Metric hex keys
- Magnetic bit driver with full range of fastener bits
- Durable storage case



CONTENTS:

- Combination Wrenches: 3/8", 7/16", 1/2", 9/16", 5/8", 1/4" Dr. 6 Pt. Socket sizes 3/16", 7/32", 1/4", 9/32", 5/16", 11/32", 3/8", 7/16", 1/2", 9/16" & 4, 5, 6, 7, 8, 9, 10, 11, 12, 13mm; 3/8" Dr. 3" Extension, 3/8" Dr. 6" Extension; 3/8" Dr. Quick Release Oval Head Ratchet; 3/8" Dr. 3/8" x 1/4" Reducing Adaptor; 3/8" Dr. 6 Pt. Socket sizes 1/4", 5/16", 11/32", 3/8", 7/16", 1/2", 9/16", 5/8", 11/16", 3/4", & 7, 8, 9, 10, 11, 12, 13, 14, 15, 17, 19mm; 3/8" Dr. 5/8" Spark Plug Socket; 3/8" Dr. 13/16" Spark Plug Socket; 8pcs SAE Hex Key Set; 8pcs Metric Hex Key Set; 1/4" x 3" Nut Driver, 9/32" x 3" Nut Driver, 5/16" x 3" Nut Driver, 11/32" x 3" Nut Driver, 3/8" x 3" Nut Driver, 7/16" x 3" Nut Driver, 6mm x 3" Nut Driver, 8mm x 3" Nut Driver, 10mm x 3" Nut Driver, 11mm x 3" Nut Driver; Magnetic bit driver 505 handle; 1" Driver bit set - (2) 1/4" dr. to hex adaptor (2) each of phillips #0, #1, #2, #3; 1" Driver bit set - 1/8", 5/32", (2) 3/16", (2) 1/4", 5/16" slotted / S1, S2, S3 square; 1" Driver bit set - T10, T15, T20, T25, T27, T30, T40, T40 Torx & Pz1, Pz2, Pz3; 1" Driver bit set - 3/32", 1/8", 5/32", 3/16", 1/4" & 3, 4, 5, 6, 7mm hex bits; 2-1/4" bit extension

MECHANIC'S TOOLS

39053 171 PC. MECHANIC'S TOOL SET

Features

- 1/2", 3/8" & 1/4" drive, 72 gear teeth quick release ratchets
- Flat panel, full polish SAE & Metric combination wrenches
- 1/2", 3/8" & 1/4" drive, chrome vanadium standard & deep sockets
- SAE & Metric hex keys
- Magnetic bit driver with full range of fastener bits
- Durable storage case

CONTENTS:

Combination Wrenches: 5/16", 3/8", 7/16", 1/2", 9/16", 5/8" & 8, 10, 12, 13, 14, 15mm; 1/4" Dr. Quick Release Oval Head Ratchet; 1/4" Dr. 6 Pt. Socket: 3/16", 7/32", 1/4", 9/32", 5/16", 11/32", 3/8", 7/16", 1/2", 9/16" & 4, 5, 6, 7, 8, 9, 10, 11, 12, 13mm; 3/8" Dr. 3" Extension; 3/8" Dr. Quick Release Oval Head Ratchet; 3/8" Dr. 6 Pt. Socket: 1/4", 5/16", 11/32", 3/8", 7/16", 1/2", 9/16", 5/8", 11/16", 3/4" & 7, 8, 9, 10, 11, 12, 13, 14, 15, 17, 19mm; 3/8" Dr. 12 Pt. Socket: 3/8", 7/16", 1/2" & 10, 12, 13mm; 3/8" Dr. 5/8" Spark Plug Socket; 3/8" Dr. 13/16" Spark Plug Socket; 3/8" Dr. 6 Pt. Deep Wall Socket: 3/8", 7/16", 1/2", 9/16" & 10, 12, 13, 14mm; 1/2" Dr. Quick Release Oval Head Ratchet; 1/2" Dr. 6 Pt. Socket: 1/2", 9/16", 5/8", 11/16", 3/4", 7/8" & 14, 15, 17, 18, 19, 21mm; 8pcs SAE Hex Key Set; 8pcs Metric Hex Key Set; 5/32" x 3" Nut Driver, 3/16" x 3" Nut Driver, 7/32" x 3" Nut Driver, (2) 1/4" x 3" Nut Driver, 9/32" x 3" Nut Driver, (2) 5/16" x 3" Nut Driver, 11/32" x 3" Nut Driver, 3/8" x 3" Nut Driver, 7/16" x 3" Nut Driver, 5mm x 3" Nut Driver, 6mm x 3" Nut Driver, 7mm x 3" Nut Driver, 8mm x 3" Nut Driver, 9mm x 3" Nut Driver, (2) 10mm x 3" Nut Driver, 11mm x 3" Nut Driver, 12mm x 3" Nut Driver; Magnetic bit driver 505 handle; 1" Driver bit set - (2) 1/4" dr. to hex adaptor (2) each of phillips #0, #1, #2, #3; 1" Driver bit set - 1/8", 5/32", (2) 3/16", (2) 1/4", 5/16" slotted / S1, S2, S3 square; 1" Driver bit set - T10, T15, T20, T25, T27, T30, T40, T40 Torx & Pz1, Pz2, Pz3; 1" Driver bit set - 3/32", 1/8", 5/32", 3/16", 1/4" & 3, 4, 5, 6, 7mm hex bits; 2-1/4" bit extension; 3" Dia. Magnetic Parts Tray



CHANNEL LOCK



GIFT SETS

GIFT SETS



GS-1

Set includes:
426 – 6.5" tongue and groove plier
420® – 9.5" tongue and groove plier

NEW



GS-1S

Set includes:
426 – 6.5" tongue and groove plier
420® – 9.5" tongue and groove plier
21CB – 2" n 1 screwdriver



GS-2

Set includes:
337 – 7" cutting plier
420® – 9.5" tongue and groove plier



GS-3

Set includes:
426 – 6.5" tongue and groove plier
420® – 9.5" tongue and groove plier
440® – 12" tongue and groove plier



GS-3S

Set includes:
426 – 6.5" tongue and groove plier
420® – 9.5" tongue and groove plier
440® – 12" tongue and groove plier
61CB – 6" n 1 screwdriver



GS-4

Set includes:
337 – 7" cutting plier
3017 – 8" long nose plier
430® – 10" tongue and groove plier



GS-6

Set includes:
337 – 7" cutting plier
317 – 8" long nose plier
430® – 10" tongue and groove plier



AS-1

Set includes:
447 – 7.75" cutting plier
410 – 9.5" Nutbuster® tongue and groove plier

GIFT SETS



GS-10

Set includes:
369 – 9.5" line men's plier
430 – 10" tongue and groove plier

NEW



GS-10CB

Set includes:
369CB – 9.5" Code Blue® linemen's plier
430CB – 10.5" Code Blue® tongue and groove



TG-1

Set includes:
420 – 9.5" tongue and groove plier
440 – 12" tongue and groove plier



GLS-1

Set includes:
GL10 – 9.5" Griplock® tongue and groove plier
GL12 – 12.5" Griplock® tongue and groove plier



GLS-2

Set includes:
GL6 – 6.5" Griplock® tongue and groove plier
GL10 – 9.5" Griplock® tongue and groove plier



GLS-3

Set includes:
GL6 – 6.5" Griplock® tongue and groove plier
GL10 – 9.5" Griplock® tongue and groove plier
GL12 – 12.5" Griplock® tongue and groove plier



WS-2

Set includes:
806W – 6.25" adjustable wrench
810W – 10" adjustable wrench



WS-2CB

Set includes:
806WCB – 6.25" Code Blue® adjustable wrench
810WCB – 10" Code Blue® adjustable wrench

GIFT SETS



VJ-1

Set includes:
412 – 6.5" v-jaw tongue and groove plier
422 – 9.5" v-jaw tongue and groove plier



VJ-1S

Set includes:
412 – 6.5" v-jaw tongue and groove plier
422 – 9.5" v-jaw tongue and groove plier
21CB – 2" x 1 screwdriver



VJ-2

Set includes:
412 – 6.5" v-jaw tongue and groove plier
432 – 10" v-jaw tongue and groove plier



VJ-3

Set includes:
412 – 6.5" v-jaw tongue and groove plier
422 – 9.5" v-jaw tongue and groove plier
442 – 12" v-jaw tongue and groove plier

NEW



GS-29

Set includes:
528 – 8" slip joint plier
440® – 12" tongue and groove plier



OF-1

Set includes:
212 – 12" oil filter plier
215 – 15.5" oil filter plier

NEW



OF-2

Set includes:
209 – 9" oil filter plier
212 – 12" oil filter plier

GIFT SETS

NEW



SD-10A

Professional screwdrivers included:
 P103A – #1x3" phillips, P106A – #1x6" phillips,
 P204A – #2x4" phillips, P206A – #2x6" phillips,
 P306A – #3x6" phillips, S363A – 3/16"x3" slotted,
 S366A – 3/16"x6" slotted, S144A – 1/4"x4" slotted,
 S146A – 1/4"x6" slotted, S566A – 5/16"x6" slotted

NEW



SD-6A

Professional screwdrivers included:
 P103A – #1x3" phillips, P204A – #2x4" phillips,
 P206A – #2x6" phillips, S363A – 3/16"x3" slotted,
 S144A – 1/4"x4" slotted, S146A – 1/4"x6" slotted

NEW



SD-5A

Precision professional screwdrivers included:
 P000A – #000x1-1/2" phillips
 P002A – #00x2" phillips
 P021A – #0x2-1/2" phillips
 S182A – 1/8"x2-1/4" slotted
 S332A – 3/32"x2" slotted

NEW



ND-7A

Professional hollow shaft nut drivers included:
 N316A – 3/16", N140A – 1/4", N516A – 5/16",
 N132A – 11/32", N380A – 3/8", N716A – 7/16",

NEW



TS-5A

Torx® professional screwdrivers included:
 T103A – T10x3", T153A – T15x3",
 T203A – T20x3", T253A – T25x3",
 T304A – T30x4"

NEW



TP-5A

Precision Torx® professional screwdrivers included:
 T051A – T5x1-1/2", T062A – T6x2",
 T072A – T7x2", T082A – T8x2-1/2",
 T092A – T9x2-1/2"


NEW



HP-4A

Set includes:
 AWL2A – 2" professional round awl screwdriver
 A902A – small 90° pick
 A180A – small 180° hook
 APRBA – small complex probe

GIFT SETS



SD-7CB

Code Blue® screwdrivers included:
 S144CB – 1/4"x4" slotted, S146CB – 1/4"x6" slotted, S364CB – 3/16"x4" slotted,
 S388CB – 3/8"x8" slotted, P104CB – #1x4" phillips, P204CB – #2x4" phillips,
 P306CB – #3x6" phillips



ND-7CB

Code Blue® hollow shaft nut drivers included:
 N316CB-3/16", N140CB-1/4", N516CB-5/16", N132CB-11/32",
 N380CB – 3/8", N716CB – 7/16", N120CB – 1/2"

MD-7CB

Code Blue® hollow shaft nut drivers included:
 5 mm, 6 mm, 7 mm, 8 mm, 9 mm, 10 mm, 11 mm



PC-1

Pro's Choice
 Set includes: 424, 426, 440®, 460 tongue and groove pliers
 packaged in a foam tray.



PC-2

Pro's Choice II
 Set includes: 420® tongue and groove plier, 337 cutting plier,
 317 long nose plier, 548 slip joint plier packaged in a foam tray.

NEW



PC-3

Pro's Choice III
 Set includes: 426, 440®, 460, 480 tongue and groove pliers
 packaged in a foam tray.

GIFT SETS



GP-7

Tool roll includes: 420® tongue and groove plier, 61CB Code Blue® screwdriver, 4 26 tongue and groove plier, 806W adjustable wrench, 436 diagonal cutter, 326 long nose plier



TOOL ROLL-1

Tool roll includes: 420® tongue and groove plier, 909 crimping and cutting tool, 447 diagonal cutter, 317 long nose plier, 526 slip joint plier



TOOL ROLL-2

Tool roll includes: 420® tongue and groove plier, 909 crimping and cutting tool, 447 diagonal cutter, 317 long nose plier, 426 tongue and groove plier



TOOL ROLL-3

Tool roll includes: 430® tongue and groove plier, 420® tongue and groove plier, 337 cutting plier, 3017 long nose plier, 526 slip joint plier



TOOL ROLL-4

Tool roll includes: 430® tongue and groove plier, 420® tongue and groove plier, 337 cutting plier, 3017 long nose plier, 61CB Code Blue® screwdriver



Not an ISO Certified Product.

RT-3

Set includes: 926 – 6.25" retaining ring plier, 927 – 8" retaining ring plier, 929 – 10" retaining ring plier

GIFT SETS



TOOL ROLL-8

Tool roll includes: 317 long nose plier, 337 cutting plier, 426 tongue and groove plier, 8WCB Code Blue® adjustable wrench, 420® tongue and groove plier, 369 linemen's plier, 357 end cutting plier/nipper, 440® tongue and groove plier



CBR-5

5 piece Code Blue® tool roll includes: 430CB tongue and groove plier, 369CB linemen's plier, 8WCB adjustable wrench, 338CB cutting plier, 318CB long nose plier

CBR-5A

5 piece Code Blue® tool roll includes: 430CB tongue and groove plier, 369CRFTCB linemen's plier, 8WCB adjustable wrench, 338CB cutting plier, 318CB long nose plier



TOOL ROLL-5E

Tool roll includes: GL10 Griplock® tongue and groove plier, E338 cutting plier, 358 cutting plier, E348 linemen's plier, E318 long nose plier



CBR-5E

5 piece Code Blue® tool roll includes: GL10CB Griplock® tongue and groove plier, 358CB cutting plier, E348CB linemen's plier, E338CB cutting plier, E318CB long nose plier



CBR-8

8 piece Code Blue® tool roll includes: 430CB tongue and groove plier, 420CB tongue and groove plier, 369CB linemen's plier, 911CB cable cutter, 909CB crimping and cutting tool, 358CB cutting plier, 318CB long nose plier, 338CB cutting plier



CBR-8A

8 piece Code Blue® tool roll includes: 430CB tongue and groove plier, 420CB tongue and groove plier, 369CRFTCB linemen's plier, 318CB long nose plier, 358CB cutting plier, 338CB cutting plier, 8WCB adjustable wrench, 61CB screwdriver

 FIERCELY MADE IN
MEADVILLE, PA.™

AMERICA'S GOT WORK TO DO.

As long as there are pipes to be fit, carburetors to be rebuilt and wiring to be run, there will be pros whose first instinct is to grab a Channellock® tool and get to work. That's why we do everything we can to ensure a seamless buying experience for our valued retail partners. The brand America trusts for tough, reliable hand tools is the brand you can count on for streamlined ordering and comprehensive sales support.



CHAN NEL LOCK