

DEWALT®



PRODUCT CATALOG

2017

TABLE OF CONTENTS

FLEXVOLT

POWER TOOLS

BATTERIES & CHARGERS	32
BLOWER	68
CHAINSAW	69
CIRCULAR SAW	16
GRINDER	25
MITER SAWS	19
RECIPROCATING SAWS	17
SDS MAX ROTARY HAMMER	15
STRING TRIMMER	68
STUD & JOIST DRILL	14
TABLE SAW	19
TRACK SAW	16

CORDLESS POWER TOOLS

12V MAX* COMBO KITS	30
18V COMBO KITS	31
20V MAX* COMBO KITS	29
ADHESIVE DISPENSERS	26
BAND SAWS	26
BATTERIES & CHARGERS	32
CABLE CUTTING TOOLS	23
CABLE STRIPPERS	24
CHARGER/RADIOS	28
CIRCULAR SAWS	16
CONCRETE VIBRATORS	15
CRIMPING TOOLS	23
CUT-OUT TOOLS	13
DRAIN SNAKES	24
DRILL/DRIVERS	8
GRINDERS	25
HAMMER DRILLS	7
IMPACT DRIVERS	10
IMPACT WRENCHES	11
INSTRUMENTS	27
JIG SAWS	17
METAL CUTTING SAWS	15
MITER SAWS	19
NAILERS	20
OSCILLATING TOOLS	18
PEX EXPANDERS	23
PRESS TOOLS	23
RECIPROCATING SAWS	17
SCREWDRIVERS	13
SCREWGUNS	13
SDS MAX ROTARY HAMMERS	15
SDS+ ROTARY HAMMERS	14
SHEARS	22
STUD & JOIST DRILLS	14
TABLE SAWS	19
THREADED ROD CUTTERS	24
TRACK SAWS	16
TRACKING DEVICES	28
VACUUMS	28
WORKLIGHTS	27

CORDED POWER TOOLS

BAND SAW	57
CHIPPING HAMMERS	50
CHOP SAWS	57
CIRCULAR SAWS	42
CUT-OFF MACHINE	57
CUT-OUT TOOL	46
DEMOLITION HAMMERS	50
DRILL PRESS	47
DUST EXTRACTION	51, 52, 56
ELECTRONIC CLUTCH DRILL	47
GRINDERS (SMALL, MEDIUM, LARGE)	53
HAMMER DRILLS	48

CORDED POWER TOOLS (continued)

HEAT GUNS	60
IMPACT WRENCHES	46
JIG SAWS	42
MITER SAWS	44
MULTI-CUTTER® SAW	57
NIBBLERS	57
OSCILLATING TOOL	42
PAVEMENT BREAKERS	50
PLANERS	60
PLATE JOINER	58
RECIPROCATING SAWS	42
ROUTERS	59
SANDERS	58
SCREW GUNS	46
SCROLL SAW	42
SDS MAX ROTARY HAMMERS	49
SDS+ ROTARY HAMMERS	48
SHEARS	57
SPLINE ROTARY HAMMERS	50
STUD & JOIST DRILLS	47
TABLE SAWS	43
TILE SAWS	43
TRACK SAWS	43
VSR DRILLS	46

PNEUMATIC TOOLS

COMPRESSORS	65
FINISH NAILERS	62
FLOORING TOOLS	63
FRAMING NAILERS	64
ROOFING & SIDING NAILERS	65
SPECIALTY NAILERS	65

OUTDOOR POWER EQUIPMENT

BATTERIES & CHARGERS	70
BLOWERS	68
CHAINSAWS	69
HEDGE TRIMMERS	69
STRING TRIMMERS	68

POWER TOOL ACCESSORIES

ABRASIVE ACCESSORIES	96
BAND SAW BLADES	106
BONDED ABRASIVES	74
CARTRIDGE ROLLS	88
COATED FLOORING	90
CONCRETE & MASONRY DRILLING	114
CONSTRUCTION SAW BLADES	99
DEMOLITION SAW BLADES	98
DIAMOND BLADES	93
FASTENING ACCESSORIES	120
FIBER DISCS	83
FLAP DISCS	82
FLAP WHEELS	84
FLEXVOLT® ACCESSORIES	124
HOLE SAW BLADES	106
IMPACT READY® DRILLING	108
IMPACT READY® FASTENING	122
METAL & WOOD DRILLING	109
METAL CUTTING SAW BLADES	100
NON-WOVEN DISCS	90
NON-WOVEN FLOORING	91
OSCILLATING BLADES	105
PAPER DISCS	88
PAPER ROLLS	88
PRECISION SAW BLADES	98
QUICK CHANGE ACCESSORIES	113
QUICK CHANGE DISCS	85

POWER TOOL ACCESSORIES (continued)

RECIPROCATING SAW BLADES	102
ROAD CONSTRUCTION	96
SANDPAPER	88
SHEETS – WATERPROOF SHEETS SILICON CARBIDE	89
SHOP ROLLS	89
STEEL CIRCULAR SAW BLADES	101
WIRE BRUSHES	92
WOOD DRILLING	112
WOODWORKING SAW BLADES	101

HAND TOOLS

CLAMPS	156
FLASHLIGHT	164
GLUE GUN & RIVETER	151
HACKSAW & BLADES	154
HAMMERS	157
HEX KEYS	164
JAB SAWS	154
LASER DISTANCE MEASURERS	140
LASER LEVEL ACCESSORIES	142
LASER LEVELS	134
LOCKING PLIERS	160
MARKING & LAYOUT	132
MEASURING TOOLS – SHORT TAPES & LONG TAPES	130
MULTI-PURPOSE SAW	154
NAIL SETS	157
PLIERS	162
PRY BARS	158
SAW HORSES	163
SCREWDRIVERS	146
SNIPS	159
STAPLERS & STAPLES	150
UTILITY BLADES	153
UTILITY KNIVES	151
WRENCHES	164

STORAGE

CONTRACTOR CHESTS	166
DEEP PRO ORGANIZERS	166
METAL STORAGE	167
TOOL BOXES	167
TOTES	166
TOUGHBOX™ CHESTS	169
TOUGHSYSTEM®	165
TSTAK®	165

AUTOMOTIVE

AIR TOOLS	220
DRIVE SOCKET SETS	173
DRIVE SOCKETS	180
METAL STORAGE	167
RATCHETS	170
SOCKET ACCESSORIES	171
WRENCHES	209

The descriptions, specifications and other claims made with respect to the products featured in this catalogue are made as of the date of printing. DEWALT retains the right to discontinue production of or make changes to any of its products without notice. Product packaging and other product literature should be consulted for current descriptions, specifications and other claims relating to DEWALT products. Changes to products shall not obligate DEWALT to make corresponding changes to products previously manufactured or sold.

With respect to 8V MAX* - *Maximum initial battery voltage (measured without a workload) is 8 volts. Nominal voltage is 7.2.

With respect to 12V MAX* - *Maximum initial battery voltage (measured without a workload) is 12 volts. Nominal voltage is 10.8.

With respect to 20V MAX* - *Maximum initial battery voltage (measured without a workload) is 20 volts. Nominal voltage is 18.

With respect to 60V MAX* - *Maximum initial battery voltage (measured without a workload) is 60 volts. Nominal voltage is 54.

With respect to 120V MAX* - *Maximum initial battery voltage (measured without a workload) is 120 volts. Nominal voltage is 108. 120V MAX* is based on using 2 DEWALT 60V MAX* lithium-ion batteries combined.

CORDLESS POWER TOOLS



DEWALT[®]

TM

20V ^{MAX*}
LITHIUM ION

GET MORE DONE. ^{TM†}



100+
PRODUCTS

**OUR
FASTEST GROWING
SYSTEM**

†DeWALT 20V MAX* vs. DeWALT 18V NiCad. *Maximum initial battery voltage (measured without a workload) is 20 volts. Nominal voltage is 18.

THE FLEXVOLT® ADVANTAGE

The FLEXVOLT® system brings you the future of power with cordless tools unlike anything you've ever experienced. With a highly innovative voltage-changing battery and a lineup of groundbreaking 60V MAX* and 120V MAX* tools to match, FLEXVOLT® tools have the power that will change the way work gets done.

 <p>FLEXVOLT® BATTERIES</p>	 <p>FLEXVOLT® TOOLS</p>	 <p>FLEXVOLT® ACCESSORIES</p>
<p>The World's First Batteries That Automatically Change Voltage When You Change Tools. Works with 20V MAX*, 60V MAX* and 120V MAX* Tools.</p>	<p>60V LITHIUM ION</p> <p>120V LITHIUM ION</p> <p>Brings Power to a Whole New Lineup of Tools</p> <p>Combine Two 60V MAX* Batteries for Revolutionary Cordless Freedom</p>	<p>FLEXVOLT HIGH EFFICIENCY ACCESSORIES® Are Engineered to Maximize Runtime in Cordless Tools.</p>

60V MAX* and 120V MAX* LINE-UP



See page 16



See page 14



See page 19



See page 19



See page 17



See page 25



See page 15



See page 69



See page 68



See page 68

20V MAX* TOOL KITS with FLEXVOLT® BATTERIES



See page 32



See page 29



See page 27



See page 14

Maximum initial battery voltage (measured without a workload) is 20, 60 and 120 volts. Nominal voltage is 18, 54, and 108. 120V MAX is based on using 2 DeWALT 60V MAX* lithium-ion batteries combined.



TAKE CONTROL WITH TOOL CONNECT™



Tools, Tag, Connector and batteries with integrated Bluetooth® technology seamlessly pair with your Tool Connect™ app.

4 WAYS TO CONNECT

TAG

Track anything on the jobsite



CONNECTOR

Track your 20V MAX* Tools**



TOOLS

Integrated Bluetooth® Technology



BATTERIES

Customize. Track. Manage.™



INVENTORY MANAGEMENT

Track tools, equipment and materials across multiple jobsites from one central location.



FIND & LOCATE

Instantly see who was last assigned to a connected asset and where it was.



CUSTOMIZE SETTINGS

Customize settings like light brightness, speed, and alerts using the mobile app.



MONITOR DIAGNOSTICS

From battery status to operating temperature, get real-time diagnostics.



ENABLE & DISABLE

Disable tools or batteries when out-of-range to help deter theft.

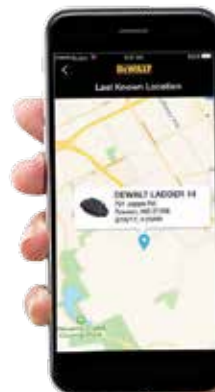


OUT-OF-RANGE ALERTS

Set a virtual fence and get alerts when tracked tools, equipment or materials are removed.

TOOL CONNECT™ INVENTORY MANAGER WEB PORTAL

www.DEWALT.com/tc



DOWNLOAD THE APP TODAY!



The Bluetooth® word mark and logos are registered trademarks owned by the Bluetooth SIG, Inc. and any use of such marks by DeWALT® is under license. Other trademarks and tradenames are those of their respective owners. **Excluding DeWALT devices that charge and DeWALT adaptors.

HAMMER DRILLS



20V MAX* XR® Tool Connect™ 3-Speed Hammerdrill Kit (with Tool Connect™ Batteries)



20V MAX* XR® Tool Connect™ 3-Speed Hammerdrill (Tool Only)



20V MAX* XR® Brushless 3-Speed Hammerdrill Kit



20V MAX* XR® Brushless 3-Speed Hammerdrill Kit (Tool Only)

SPECIFICATIONS	DCD997P2BT	DCD997B	DCD996P2	DCD996B
Volts	20V MAX*	20V MAX*	20V MAX*	20V MAX*
Max Power	820 UWO	820 UWO	820 UWO	820 UWO
# of Speed Settings	3	3	3	3
Max RPM	0-500 / 0-1,500 / 0-2,250 rpm	0-500 / 0-1,500 / 0-2,250 rpm	0-500 / 0-1,500 / 0-2,250 rpm	0-500 / 0-1,500 / 0-2,250 rpm
Max BPM	0-38,250 bpm	0-38,250 bpm	0-38,250 bpm	0-38,250 bpm
Chuck Size	1/2"	1/2"	1/2"	1/2"
Chuck Type	Metal, ratcheting	Metal, ratcheting	Metal, ratcheting	Metal, ratcheting
Weight	4.7 lbs	3.34 lbs	4.7 lbs	3.34 lbs
Charger/Batteries	Charger / (2) 20V Max* Tool Connect™ XR Lithium Ion (5.0 Ah)	Sold Separately	Charger / (2) 20V MAX* XR Lithium Ion (5.0 Ah)	Sold Separately
Includes	360° side handle, belt hook	360° side handle, belt hook	360° side handle, belt hook	360° side handle, belt hook



20V MAX* 3-Speed Hammerdrill Kit



20V MAX* 3-Speed Hammerdrill (Tool Only)



18V XRP™ 1/2" (13 mm) Hammerdrill/Drill/Driver Kit



20V MAX* XR® Brushless Tool Connect™ Compact Hammerdrill Kit

SPECIFICATIONS	DCD985M2	DCD985B	DCD970KL	DCD797D2
Volts	20V MAX*	20V MAX*	18V	20V MAX*
Max Power	535 UWO	535 UWO	450 UWO	460 UWO
# of Speed Settings	3	3	3	2
Max RPM	0-575 / 0-1,350 / 0-2,000 rpm	0-575 / 0-1,350 / 0-2,000 rpm	0-500 / 0-1,250 / 0-2,000 rpm	0-550 / 0-2,000 rpm
Max BPM	0-9,775 / 0-22,950 / 0-34,000 bpm	0-9,775 / 0-22,950 / 0-34,000 bpm	0-8,500 / 0-21,250 / 0-34,000 bpm	0-34,000 bpm
Chuck Size	1/2"	1/2"	1/2"	1/2"
Chuck Type	Metal, ratcheting	Metal, ratcheting	Metal, ratcheting	Metal, ratcheting
Weight	5.2 lbs	3.9 lbs	5.2 lbs	2.8 lbs
Charger/Batteries	Charger / (2) 20V MAX* XR Lithium Ion (4.0 Ah)	Sold Separately	Nicd/NiMH/Li-Ion charger / (2) 18V XRP™ Lithium Ion	Charger / (2) 20V Max* XR Lithium Ion (2.0 Ah)
Includes	360° side handle	360° side handle	360° side handle	Belt hook



20V MAX* XR® Brushless Tool Connect™ Compact Hammerdrill (Tool Only)



20V MAX* XR® Brushless Compact Hammerdrill Kit



20V MAX* XR® Brushless Compact Hammerdrill (Tool Only)



20V MAX* Compact Hammerdrill Kit



18V XRP™ 1/2" (13 mm) Hammerdrill/Drill/Driver Kit

SPECIFICATIONS	DCD797B	DCD796D2	DCD796B	DCD785C2	DCD959KX
Volts	20V MAX*	20V MAX*	20V MAX*	20V MAX*	18V
Max Power	460 UWO	460 UWO	460 UWO	350 UWO	420 UWO
# of Speed Settings	2	2	2	2	3
Max RPM	0-550 / 0-2,000 rpm	0-550 / 0-2,000 rpm	0-550 / 0-2,000 rpm	0-600 / 2,000 rpm	0-450 / 0-1,450 / 0-2,000 rpm
Max BPM	0-34,000 bpm	0-9,350 / 0-34,000 bpm	0-9,350 / 0-34,000 bpm	0-10,200 / 0-34,000 bpm	0-7,650 / 0-24,650 / 0-34,000 bpm
Chuck Size	1/2"	1/2"	1/2"	1/2"	1/2"
Chuck Type	Metal, ratcheting	Metal, ratcheting	Metal, ratcheting	Ratcheting	Metal, ratcheting
Weight	2.0 lbs	3.6 lbs	2.8 lbs	3.5 lbs	6.0 lbs
Charger/Batteries	Sold Separately	Charger / (2) 20V MAX* XR Lithium Ion (2.0 Ah)	Sold Separately	Charger / (2) 20V MAX* Lithium Ion (1.5 Ah)	Charger / (2) 18V XRP™
Includes	Belt hook	Belt hook	Belt hook	Belt hook	360° side handle

HAMMER DRILLS



18V XRP™ 1/2" (13 mm) Hammerdrill/Drill/Driver Kit



18V XRP™ 1/2" (13 mm) Hammerdrill/Drill/Driver (Tool Only)



18V Compact 1/2" (13 mm) Hammerdrill Kit



18V Compact 1/2" (13 mm) Hammerdrill (Tool Only)



18V Compact 1/2" (13 mm) Hammerdrill Kit

SPECIFICATIONS	DCD950KX	DCD950B	DCD775KL	DCD775B	DC725KA
Volts	18V	18V	18V	18V	18V
Max Power	450 UWO	450 UWO	350 UWO	350 UWO	410 UWO
# of Speed Settings	3	3	2	2	2
Max RPM	0-500 / 0-1,250 / 0-2,000 rpm	0-500 / 0-1,250 / 0-2,000 rpm	0-500 / 0-1,700 rpm	0-500 / 0-1,700 rpm	0-500 / 0-1,700 rpm
Max BPM	0-8,500 / 0-21,250 / 0-34,000 bpm	0-8,500 / 0-21,250 / 0-34,000 bpm	0-8,500 / 0-29,000 bpm	0-8,500 / 0-29,000 bpm	0-8,500 / 0-29,000 bpm
Chuck Size	1/2"	1/2"	1/2"	1/2"	1/2"
Chuck Type	Metal, ratcheting	Metal, ratcheting	Metal, ratcheting	Metal, ratcheting	Metal, ratcheting
Weight	6.2 lbs	3.9 lbs	4.1 lbs	3.1 lbs	4.9 lbs
Charger/Batteries	Charger / (2) 18V XRP™	Sold Separately	Charger / (2) 18V Compact Lithium Ion	Sold Separately	Charger / (2) 18V
Includes	360° side handle	360° side handle	360° side handle, belt hook	360° side handle	360° side handle

DRILL / DRIVERS



20V MAX* XR® 3-Speed Drill/Driver Kit



20V MAX* XR® 3-Speed Drill/Driver Kit



20V MAX* 3-Speed Drill/Driver Kit



18V XRP™ 1/2" (13 mm) Drill/Driver Kit



18V XRP™ 1/2" (13 mm) Drill/Driver Kit

SPECIFICATIONS	DCD991P2	DCD991B	DCD980M2	DCD960KL	DCD940KX
Volts	20V MAX*	20V MAX*	20V MAX*	18V	18V
Max Power	820 UWO	820 UWO	535 UWO	450 UWO	450 UWO
# of Speed Settings	3	3	3	3	3
Max RPM	0-450 / 0-1,300 / 0-2,000 rpm	0-450 / 0-1,300 / 0-2,000 rpm	0-575 / 0-1,350 / 0-2,000 rpm	0-500 / 0-1,250 / 0-2,000 rpm	0-500 / 0-1,250 / 0-2,000 rpm
Chuck Size	1/2"	1/2"	1/2"	1/2"	1/2"
Chuck Type	Metal, ratcheting	Metal, ratcheting	Metal, ratcheting	Metal, ratcheting	Metal, ratcheting
Weight	4.6 lbs	3.8 lbs	5.2 lbs	5.2 lbs	6.2 lbs
Charger/Batteries	Charger / (2) 20V MAX* XR Lithium Ion (5.0 Ah)	Sold Separately	Charger / (2) 20V MAX* XR Lithium Ion (4.0 Ah)	NiCd/NiMH/Li-Ion Charger / (2) 18V XRP™ Lithium Ion	Charger / (2) 18V XRP™
Includes	On-board bit tip holder & belt hook and 360° side handle	On-board bit tip holder & belt hook and 360° side handle	360° side handle	360° side handle	360° side handle



20V Max* XR® Tool Connect™ Compact Drill/Driver Kit



20V Max* XR® Tool Connect™ Compact Drill/Driver (Tool Only)



20V MAX* XR® Brushless Compact Drill/Driver Kit



20V MAX* XR® Brushless Compact Drill/Driver (Tool Only)

SPECIFICATIONS	DCD792D2	DCD792B	DCD791D2	DCD791B
Volts	20V MAX*	20V MAX*	20V MAX*	20V MAX*
Max Power	460 UWO	460 UWO	460 UWO	460 UWO
# of Speed Settings	2	2	2	2
Max RPM	0-550/0-2,000 RPM	0-550/0-2,000 rpm	0-600 / 0-2,000 rpm	0-600 / 0-2,000 rpm
Chuck Size	1/2"	1/2"	1/2"	1/2"
Chuck Type	Metal, ratcheting	Metal, ratcheting	Metal, ratcheting	Metal, ratcheting
Weight	3.4 lbs	3.4 lbs	3.4 lbs	3.4 lbs
Charger/Batteries	Charger / (2) 20V MAX* XR Lithium Ion (2.0 Ah)	Sold Separately	Charger / (2) 20V MAX* XR Lithium Ion (2.0 Ah)	Sold Separately
Includes	360° side handle	360° side handle	Belt hook	Belt hook

DRILL/DRIVERS



20V MAX* Compact Drill/Driver Kit



20V MAX* Compact Drill/Driver (Tool Only)



20V MAX* 3/8" (9.5 mm) Right Angle Drill/Driver Kit



20V MAX* 3/8" (9.5 mm) Right Angle Drill/Driver (Tool Only)

SPECIFICATIONS	DCD780C2	DCD780B	DCD740C1	DCD740B
Volts	20V MAX*	20V MAX*	20V MAX*	20V MAX*
Max Power	350 UWO	350 UWO	360 UWO	360 UWO
# of Speed Settings	2	2	2	2
Max RPM	0-600 / 2,000 rpm	0-600 / 2,000 rpm	0-650 / 0-2,000 rpm	0-650 / 0-2,000 rpm
Chuck Size	1/2"	1/2"	3/8"	3/8"
Chuck Type	Ratcheting	Ratcheting	Plastic, ratcheting	Plastic, ratcheting
Weight	3.4 lbs	2.7 lbs	3.8 lbs	3.0 lbs
Charger/Batteries	Charger / (2) 20V MAX* Lithium Ion (1.5 Ah)	Sold Separately	Charger / (1) 20V MAX* Lithium Ion (1.5 Ah)	Sold Separately
Includes	Belt hook	Belt hook	Belt hook & 2" Phillips bit tip	Belt hook & 2" Phillips bit tip



18V Compact 1/2" (13 mm) Drill/Driver Kit



18V Compact 1/2" (13 mm) Drill/Driver (Tool Only)



18V Compact 1/2" (13 mm) Drill/Driver Kit



14.4V XRP™ 1/2" (13 mm) Drill/Driver Kit

SPECIFICATIONS	DCD760KL	DCD760B	DC720KA	DCD920KX
Volts	18V	18V	18V	14.4V
Max Power	350 UWO	350 UWO	410 UWO	325 UWO
# of Speed Settings	2	2	2	3
Max RPM	0-500 / 0-1,700 rpm	0-500 / 0-1,700 rpm	0-500 / 0-1,700 rpm	0-425 / 0-1,200 / 0-1,800 rpm
Chuck Size	1/2"	1/2"	1/2"	1/2"
Chuck Type	Plastic, ratcheting	Plastic, ratcheting	Plastic, ratcheting	Metal, ratcheting
Weight	4.0 lbs	3.0 lbs	4.8 lbs	5.7 lbs
Charger/Batteries	Charger, (2) 18V Compact Lithium Ion	Sold Separately	Charger / (2) 18V	Charger / (2) 14.4V XRP™



14.4V Compact 1/2" (13 mm) Drill/Driver Kit



12V MAX* 3/8" (10 mm) Drill/Driver Kit



12V XRP™ 1/2" (13 mm) Drill/Driver Kit



12V Compact 3/8" (10 mm) Drill/Driver Kit



9.6V Compact 3/8" (10 mm) Drill/Driver Kit

SPECIFICATIONS	DC730KA	DCD710S2	DCD910KX	DC742KA	DC750KA
Volts	14.4V	12V MAX*	12V	12V	9.6V
Max Power	300 UWO	189 UWO	285 UWO	200 UWO	130 UWO
# of Speed Settings	2	2	3	3	2
Max RPM	0-400 / 0-1,450 rpm	0-400 / 0-1,500 rpm	0-425 / 0-1,200 / 0-1,800 rpm	0-400 / 0-1,450 rpm	0-300 / 0-1,100 rpm
Chuck Size	1/2"	3/8"	1/2"	3/8"	3/8"
Chuck Type	Plastic, ratcheting	Plastic, ratcheting	Metal, ratcheting	Plastic, ratcheting	Plastic, ratcheting
Weight	4.3 lbs	2.4 lbs	5.2 lbs	3.8 lbs	3.4 lbs
Charger/Batteries	Charger / (2) 14.4V	Charger / (2) 12V MAX* Lithium Ion	Charger / (2) 12V XRP™	Charger / (2) 12V	Charger / (2) 9.6V
Includes	-	Belt hook	-	-	-

IMPACT DRIVERS



20V MAX* XR® Brushless Tool Connect™ Impact Driver Kit (with Tool Connect™ Batteries)



20V MAX* XR® Brushless Tool Connect™ Impact Driver (Tool Only)



20V MAX* XR® 1/4" 3-Speed Impact Driver Kit



20V MAX* XR® 1/4" 3-Speed Impact Driver (Tool Only)

SPECIFICATIONS

	DCF888P2BT	DCF888B	DCF887M2	DCF887D2
Volts	20V MAX*	20V MAX*	20V MAX*	20V MAX*
Drive Size	1/4" Quick Release Hex Shank	1/4" Quick Release Hex Shank	1/4" Hex Shank Quick Release	1/4" Hex Shank Quick Release
No Load Speed	0-3,250 rpm	0-3,250 rpm	0-1,000 / 2,800 / 3,250 rpm	0-1,000 / 2,800 / 3,250 rpm
Impacts/Min	0-3,600 ipm	0-3,600 ipm	3,600 ipm	3,600 ipm
Max Torque (in-lbs)	0-1,825 in-lbs	0-1,825 in-lbs	240 / 1,500 / 1,825 in-lbs	240 / 1,500 / 1,825 in-lbs
Max Torque (ft-lbs)	152 ft-lbs	152 ft-lbs	20 / 125 / 152 ft-lbs	20 / 125 / 152 ft-lbs
Tool Length	5.3"	5.3"	5.3"	5.3"
LEDs	3	3	3	3
Weight	2.8 lbs	2.0 lbs	3.4 lbs	2.8 lbs
Charger/Batteries	Charger / (2) 20V MAX* Tool Connect™ XR Lithium Ion (5.0 Ah)	Sold Separately	Charger / (2) 20V MAX* XR Lithium Ion (4.0 Ah)	Charger / (2) 20V MAX* XR Lithium Ion (2.0 Ah)
Includes	Belt hook	Belt hook	Belt hook	Belt hook



20V MAX* XR® 1/4" 3-Speed Impact Driver Kit (Tool Only)



20V MAX* 1/4" (6.35 mm) Impact Driver Kit



20V MAX* 1/4" (6.35 mm) Impact Driver Kit



20V MAX* 1/4" (6.35 mm) Impact Driver (Tool Only)

SPECIFICATIONS

	DCF887B	DCF885M2	DCF885C2	DCF885B
Volts	20V MAX*	20V MAX*	20V MAX*	20V MAX*
Drive Size	1/4" Hex Shank Quick Release	1/4" Hex Shank Quick Release	1/4" Hex Shank Quick Release	1/4" Hex Shank Quick Release
No Load Speed	0-1,000 / 2,800 / 3,250 rpm	2,800 rpm	2,800 rpm	2,800 rpm
Impacts/Min	3,600 ipm	3,200 ipm	3,200 ipm	3,200 ipm
Max Torque (in-lbs)	1,825 in-lbs	1,400 in-lbs	1,400 in-lbs	1,400 in-lbs
Max Torque (ft-lbs)	152 ft-lbs	117 ft-lbs	117 ft-lbs	117 ft-lbs
Tool Length	5.3"	5.5"	5.5"	5.5"
LEDs	3	3	3	3
Weight	2.0 lbs	3.4 lbs	2.8 lbs	2.0 lbs
Charger/Batteries	Sold Separately	Charger / (2) 20V MAX* XR Lithium Ion (4.0 Ah)	Charger / (2) 20V MAX* Lithium Ion (1.5 Ah)	Sold Separately
Includes	Belt hook	Belt hook	Belt hook	Belt hook



18V XRP™ 1/4" (6.35 mm) Impact Driver Kit



18V 1/4" (6.35 mm) Impact Driver (Tool Only)



12V MAX* 1/4" (6.35 mm) Impact Driver Kit

SPECIFICATIONS

	DC825KA	DC825B	DCF815S2
Volts	18V	18V	12V MAX*
Drive Size	1/4" Hex Shank Quick Release	1/4" Hex Shank Quick Release	1-Handed loading, 1/4" hex chuck
No Load Speed	0-2,400 rpm	0-2,400 rpm	0-2,450 rpm
Impacts/Min	0-2,700 ipm	0-2,700 ipm	0-3,400 ipm
Max Torque (in-lbs)	1,330 in-lbs	1,330 in-lbs	950 in-lbs
Max Torque (ft-lbs)	111 ft-lbs	111 ft-lbs	79 ft-lbs
Tool Length	5-3/4"	5-3/4"	6-1/4"
LEDs	1	1	3
Weight	4.6 lbs	2.2 lbs	2.3 lbs
Charger/Batteries	Charger / (2) 18V XRP™	Sold Separately	Charger / (2) 12V MAX* Lithium Ion
Includes	-	-	Belt hook



IMPACT WRENCHES



20V MAX* XR[®] High Torque 1/2" Impact Wrench with Hog Ring Anvil Kit



20V MAX* XR[®] High Torque 1/2" Impact Wrench with Hog Ring Anvil (Tool Only)



20V MAX* XR[®] High Torque 1/2" Impact Wrench with Detent Pin Anvil Kit



20V MAX* XR[®] High Torque 1/2" Impact Wrench with Detent Pin Anvil (Tool Only)

SPECIFICATIONS	DCF899HP2	DCF899HB	DCF899P2	DCF899B
Volts	20V MAX*	20V MAX*	20V MAX*	20V MAX*
Drive Size	1/2" Square w/ Hog Ring Anvil	1/2" Square w/ Hog Ring Anvil	1/2" Square w/ Detent Pin Anvil	1/2" Square w/ Detent Pin Anvil
Max Torque (in-lbs)	1,200 / 3,600 / 8,400 in-lbs	1,200 / 3,600 / 8,400 in-lbs	1,200 / 3,600 / 8,400 in-lbs	1,200 / 3,600 / 8,400 in-lbs
Max Torque (ft-lbs)	100 / 300 / 700 ft-lbs	100 / 300 / 700 ft-lbs	100 / 300 / 700 ft-lbs	100 / 300 / 700 ft-lbs
No Load Speed	0-400 / 1,200 / 1,900 rpm	0-400 / 1,200 / 1,900 rpm	0-400 / 1,200 / 1,900 rpm	0-400 / 1,200 / 1,900 rpm
Impacts/Minute	0-2,400 ipm	0-2,400 ipm	0-2,400 ipm	0-2,400 ipm
LEDs	1	1	1	1
Weight	7.2 lbs	5.8 lbs	7.2 lbs	5.8 lbs
Tool Length	8-13/16"	8-13/16"	8-13/16"	8-13/16"
Charger/Batteries	Charger / (2) 20V MAX* XR Lithium Ion (5.0 Ah)	Sold Separately	Charger / (2) 20V MAX* XR Lithium Ion (5.0 Ah)	Sold Separately



20V MAX* XR[®] High Torque 7/16" Impact Wrench with Quick Release Chuck Kit



20V MAX* XR[®] High Torque 7/16" Impact Wrench with Quick Release Chuck (Tool Only)



20V MAX* XR[®] High Torque 3/4" Impact Wrench with Hog Ring Retention Pin Anvil Kit



20V MAX* XR[®] High Torque 3/4" Impact Wrench with Hog Ring Retention Pin Anvil (Tool Only)

SPECIFICATIONS	DCF898P2	DCF898B	DCF897P2	DCF897B
Volts	20V MAX*	20V MAX*	20V MAX*	20V MAX*
Drive Size	7/16" Quick Release Hex Shank	7/16" Quick Release Hex Shank	3/4" Hog Ring Retention Pin Anvil	3/4" Hog Ring Retention Pin Anvil
Max Torque (in-lbs)	1,200 in-lbs / 3,600 in-lbs / 6,000 in-lbs	1,200 in-lbs / 3,600 in-lbs / 6,000 in-lbs	1,200 in-lbs / 3,600 in-lbs / 8,400 in-lbs	1,200 in-lbs / 3,600 in-lbs / 8,400 in-lbs
Max Torque (ft-lbs)	100 ft-lbs / 300 ft-lbs / 500 ft-lbs	100 ft-lbs / 300 ft-lbs / 500 ft-lbs	100 ft-lbs / 300 ft-lbs / 700 ft-lbs	100 ft-lbs / 300 ft-lbs / 700 ft-lbs
No Load Speed	0-400 / 1,200 / 1,900 rpm	0-400 / 1,200 / 1,900 rpm	0-400 / 1,200 / 1,900 rpm	0-400 / 1,200 / 1,900 rpm
Impacts/Minute	0-2,400 ipm	0-2,400 ipm	0-2,400 ipm	0-2,400 ipm
LEDs	1	1	1	1
Weight	7.2 lbs	5.8 lbs	7.2 lbs	5.8 lbs
Tool Length	8-13/16"	8-13/16"	8-13/16"	8-13/16"
Charger/Batteries	Charger / (2) 20V MAX* XR Lithium Ion (5.0 Ah)	Sold Separately	Charger / (2) 20V MAX* XR Lithium Ion (5.0 Ah)	Sold Separately



20V MAX* XR[®] Brushless 3/8" Compact Impact Wrench Kit



20V MAX* XR[®] Brushless 3/8" Compact Impact Wrench (Tool Only)



20V MAX* 1/2" (13 mm) Impact Wrench Kit with Detent Pin Anvil



20V MAX* 1/2" (13 mm) Impact Wrench with Detent Pin Anvil (Tool Only)

SPECIFICATIONS	DCF890M2	DCF890B	DCF889M2	DCF889B
Volts	20V MAX*	20V MAX*	20V MAX*	20V MAX*
Drive Size	3/8" Square w/ Hog Ring Anvil	3/8" Square w/ Hog Ring Anvil	1/2" Square w/ detent pin anvil	1/2" Square w/ detent pin anvil
Max Torque (in-lbs)	1,800 in-lbs	1,800 in-lbs	4,800 in-lbs	4,800 in-lbs
Max Torque (ft-lbs)	150 ft-lbs	150 ft-lbs	400 ft-lbs	400 ft-lbs
No Load Speed	0-2,800 rpm	0-2,800 rpm	0-1,500 rpm	0-1,500 rpm
Impacts/Minute	0-3,200 ipm	0-3,200 ipm	0-2,300 ipm	0-2,300 ipm
LEDs	3	3	1	1
Weight	2.8 lbs	2 lbs	6.7 lbs	5.3 lbs
Tool Length	5-1/2"	5-1/2"	10-3/4"	10-3/4"
Charger/Batteries	Charger / (2) 20V MAX* XR Lithium Ion (4.0 Ah)	Sold Separately	Charger / (2) 20V MAX* XR Lithium Ion (4.0 Ah)	Sold Separately

IMPACT WRENCHES



20V MAX* 1/2" (13 mm) Impact Wrench Kit with Hog Ring Anvil



20V MAX* 1/2" (13 mm) Impact Wrench Kit with Detent Pin



20V MAX* 1/2" (13 mm) Impact Wrench with Detent Pin (Tool Only)



20V MAX* 1/2" (13 mm) Impact Wrench Kit with Hog Ring Anvil

SPECIFICATIONS

	DCF889HM2	DCF880M2	DCF880B	DCF880HM2
Volts	20V MAX*	20V MAX*	20V MAX*	20V MAX*
Drive Size	1/2" Square w/ hog ring anvil	1/2" Square w/ detent pin anvil	1/2" Square w/ detent pin anvil	1/2" Square w/ hog ring anvil
Max Torque (in-lbs)	4,800 in-lbs	1,800 in-lbs	1,800 in-lbs	1,800 in-lbs
Max Torque (ft-lbs)	400 ft-lbs	150 ft-lbs	150 ft-lbs	150 ft-lbs
No Load Speed	0-1,500 rpm	0-2,300 rpm	0-2,300 rpm	0-2,300 rpm
Impacts/Minute	0-2,300 ipm	0-2,700 ipm	0-2,700 ipm	0-2,700 ipm
LEDs	1	3	3	3
Weight	6.7 lbs	3.4 lbs	2.2 lbs	3.4 lbs
Tool Length	10-3/4"	5-3/4"	5-3/4"	5-3/4"
Charger/Batteries	Charger / (2) 20V MAX* XR Lithium Ion (4.0 Ah)	Charger / (2) 20V MAX* XR Lithium Ion (4.0 Ah)	Sold Separately	Charger / (2) 20V MAX* XR Lithium Ion (4.0 Ah)



20V MAX* 3/8" (9.5 mm) Impact Wrench with Hog Ring Kit



20V MAX* 3/8" (9.5 mm) Impact Wrench with Hog Ring (Tool Only)



18V XRP™ 1/2" (13 mm) Impact Wrench Kit



18V 1/2" (13 mm) Impact Wrench (Tool Only)



18V XRP™ 3/8" (9.5 mm) Impact Wrench Kit

SPECIFICATIONS

	DCF883M2	DCF883B	DC820KA	DC820B	DC823KA
Volts	20V MAX*	20V MAX*	18V	18V	18V
Drive Size	3/8" Square w/ hog ring anvil	3/8" Square w/ hog ring anvil	1/2" Square w/ detent pin anvil	1/2" Square w/ detent pin anvil	3/8" Square w/ hog ring anvil
Max Torque (in-lbs)	1,560 in-lbs	1,560 in-lbs	1,740 in-lbs	1,740 in-lbs	1,500 in-lbs
Max Torque (ft-lbs)	130 ft-lbs	130 ft-lbs	145 ft-lbs	145 ft-lbs	125 ft-lbs
No Load Speed	0-2,300 rpm	0-2,300 rpm	0 - 2,400 rpm	0 - 2,400 rpm	0 - 2,400 rpm
Impacts/Minute	0-2,700 ipm	0-2,700 ipm	0 - 2,700 ipm	0 - 2,700 ipm	0 - 2,700 ipm
Weight	3.4 lbs	2.2 lbs	4.6 lbs	2.2 lbs	4.6 lbs
Tool Length	5-3/4"	5-3/4"	5-3/4"	5-3/4"	5-3/4"
Charger/Batteries	Charger / (2) 20V MAX* XR Lithium Ion (4.0 Ah)	Sold Separately	Charger / (2) 18V XRP™	Sold Separately	Charger / (2) 18V XRP™



18V 3/8" (9.5 mm) High Torque Impact Wrench (Tool Only)



18V XRP™ 1/2" (13 mm) High Torque Impact Wrench Kit with Detent Pin Anvil



18V 1/2" (13 mm) High Torque Impact Wrench with Detent Pin Anvil (Tool Only)



18V 1/2" (13 mm) High Torque Impact Wrench with Hog Ring Anvil (Tool Only)



12V MAX* 3/8" (9.5 mm) Impact Wrench Kit

SPECIFICATIONS

	DC823B	DW059K-2	DW059B	DW059HB	DCF813S2
Volts	18V	18V	18V	18V	12V MAX*
Drive Size	3/8" square w/ hog ring anvil	1/2" Square w/ detent pin anvil	1/2" Square w/ detent pin anvil	1/2" Square w/ hog ring anvil	3/8" Anvil
Max Torque (in-lbs)	1,500 in-lbs	3,600 in-lbs	3,600 in-lbs	3,600 in-lbs	1,150 in-lbs
Max Torque (ft-lbs)	125 ft-lbs	300 ft-lbs	300 ft-lbs	300 ft-lbs	96 ft-lbs
No Load Speed	0-2,400 rpm	1,650 rpm	1,650 rpm	1,650 rpm	0-2,450 rpm
Impacts/Minute	0-2,700 ipm	2,600 ipm	2,600 ipm	2,600 ipm	0-3,400 ipm
LEDs	1	-	-	-	3
Switch	Variable Speed	Rocker	Rocker	Rocker	Variable Speed
Weight	2.2 lbs	7.5 lbs	5.3 lbs	5.3 lbs	2.3 lbs
Tool Length	5-3/4"	10-3/4"	10-3/4"	10-3/4"	6-1/4"
Charger/Batteries	Sold Separately	Charger / (2) 18V XRP™	Sold Separately	Sold Separately	Charger / (2) 12V MAX* Lithium Ion

SCREWDRIVERS



**12V MAX*
1/4" (6.35 mm)
Screwdriver Kit**



**7.2V 1/4" (6.35 mm)
Two-Position
Screwdriver Kit**



**8V MAX* Gyroscopic
Inline Screwdriver with
Accessory Kit**



**8V MAX* Gyroscopic
Screwdriver with
Conduit Reamer Kit**



**8V MAX* Gyroscopic
Screwdriver Kit**

SPECIFICATIONS	DCF610S2	DW920K-2	DCF682N1	DCF681N2	DCF680N2
Volts	12V MAX*	7.2V	8V MAX*	8V MAX*	8V MAX*
Drive Size	1/4" Hex	1/4" Hex	1/4" Hex	1/4" Hex	1/4" Hex
No Load Speed	0 - 1,050 rpm	0 - 500 rpm	0 - 430 rpm	0 - 430 rpm	0 - 430 rpm
Chuck	1-Handed Loading, 1/4" Hex Chuck	1/4" Hex chuck	1-Handed Loading, 1/4" Hex Chuck	1-Handed Loading, 1/4" Hex Chuck	1-Handed Loading, 1/4" Hex Chuck
Motion Activated	-	-	Yes	Yes	Yes
Max Torque (in-lbs)	-	80 in-lbs	-	-	-
Max Power	160 UW0	-	-	-	-
LEDs	3	-	1	1	2
Length	6-1/4"	-	8-7/8"	8-7/8"	8-7/8"
Weight	2.2 lbs	3.5 lbs	1.1 lbs	1.25 lbs	1.1 lbs
Charger/Batteries	Charger / (2) 12V MAX* Compact Battery	Charger / (2) 7.2V	Charger / (1) 8V MAX* Lithium Ion (1.0 Ah)	Charger / (2) 8V MAX* Lithium Ion (1.0 Ah)	Charger / (2) 8V MAX* Lithium Ion (1.0 Ah)
Includes	Belt hook	-	-	-	-

With respect to 8V MAX* - *Maximum initial battery voltage (measured without a workload) is 8 volts. Nominal voltage is 7.2.

SCREWGUNS



**20V MAX* XR[®]
Versa-Clutch™ Adjustable
Torque Screwgun Kit**



**20V MAX* XR[®]
Versa-Clutch™ Adjustable
Torque Screwgun**



**20V MAX* XR[®]
Drywall
Screwgun Kit**



**20V MAX* XR[®]
Drywall
Screwgun Kit**



**20V MAX* XR[®]
Drywall
Screwgun**



**Screwgun Cordless
Collated Magazine
Attachment**

SPECIFICATIONS	DCF622M2	DCF622B	DCF620D2	DCF620M2	DCF620B	DCF6201
Volts	20V MAX*	20V MAX*	20V MAX*	20V MAX*	20V MAX*	
Drive Size	1/4" Quick Release Hex Shank	1/4" Quick Release Hex Shank	1/4" Hex	1/4" Hex	1/4" Hex	
No Load Speed	0-2,000 rpm	0-2,000 rpm	0-4,400 rpm	0-4,400 rpm	0-4,400 rpm	
Weight	4.2 lbs	2.8 lbs	3.2 lbs	3.8 lbs	2.4 lbs	
Tool Length	9-1/4"	9-1/4"	8-3/4"	8-3/4"	8-3/4"	
Charger/Batteries	Charger / (2) 20V MAX* XR Lithium Ion (4.0 Ah)	Sold Separately	Charger / (2) 20V MAX* XR Lithium Ion (2.0 Ah)	Charger / (2) 20V MAX* XR Lithium Ion (4.0 Ah)	Sold Separately	

- Tool-free screw length adjustment button (1" - 2" capacity)
- Disassembly release button (for occasional blow-out/cleaning)
- Screw length detent marks and screw drive depth gauge
- Collated screw strip guide
- Magazine attachment release buttons
- Includes: (2) 6" Phillips bits

CUT-OUT TOOLS



**20V MAX* Cut-Out
Tool Kit**



**20V MAX* Cut-Out Tool
(Tool Only)**



**18V Cut-Out
Tool Kit**



**18V Cut-Out Tool
(Tool Only)**

SPECIFICATIONS	DCS551D2	DCS551B	DC550KA	DC550B
Volts	20V MAX*	20V MAX*	18V	18V
No Load Speed	26,000 rpm	26,000 rpm	26,000 rpm	26,000 rpm
Collet Diameter	1/4", 1/8"	1/4", 1/8"	1/4", 1/8"	1/4", 1/8"
Adjustable Guide	Yes	Yes	Yes	Yes
Weight	3.1 lbs	2.2 lbs	4.5 lbs	2.1 lbs
Charger/Batteries	Charger / (2) 20V MAX* XR Lithium Ion (2.0 Ah)	Sold Separately	Charger / (2) 18V XRP™	Sold Separately
Includes	(1) General Purpose Bit, (1) Drywall Cutting Bit, 1/4" & 1/8" Collets	-	(1) General Purpose Bit, (1) Drywall Cutting Bit, 1/4" & 1/8" Collets	(1) General Purpose Bit, (1) Drywall Cutting Bit, 1/4" & 1/8" Collets

SPECIALTY DRILLING FLEXVOLT



FLEXVOLT® 60V MAX*
Stud and Joist Drill with
E-Clutch System Kit

FLEXVOLT® 60V MAX*
Stud and Joist Drill with
E-Clutch System Kit

FLEXVOLT® 60V MAX*
Stud and Joist Drill with
E-Clutch System (Tool Only)

SPECIFICATIONS	DCD460T2	DCD460T1	DCD460B
Chuck Size	1/2" Keyed	1/2" Keyed	1/2" Keyed
Volts	60V MAX*	60V MAX*	60V MAX*
No Load Speed	0-300, 0-1,250	0-300, 0-1,250	0-300, 0-1,250
Capacity in Wood (Self Feed)	4-5/8"	4-5/8"	4-5/8"
Capacity in Wood (Hole Saw)	6-1/4"	6-1/4"	6-1/4"
Capacity in Wood (Auger Bit)	1-1/2"	1-1/2"	1-1/2"
Capacity in Steel (Twist Bit)	1/2"	1/2"	1/2"
Capacity in Steel (Hole Saw)	5"	5"	5"
Clutch	E-Clutch Bind-up Control	E-Clutch Bind-up Control	E-Clutch Bind-up Control
Charger/Battery	Charger / (2) 20V/60V MAX* Lithium Ion (6.0 Ah)	Charger / (1) 20V/60V MAX* Lithium Ion (6.0 Ah)	Sold Separately
Includes	2 position side handle, chuck key	2 position side handle, chuck key	2 position side handle, chuck key

SDS+ ROTARY HAMMERS



20V MAX* XR® 1"
SDS+ D-Handle Rotary
Hammer Kit

20V MAX* XR® 1"
SDS+ D-Handle
Rotary Hammer (Tool Only)

20V MAX* XR® SDS+ 1"
L-Shape Rotary
Hammer Kit

**20V MAX* XR® SDS+ 1" L-Shape
Rotary Hammer Kit with
On Board Dust Extractor**

SPECIFICATIONS	DCH133M2	DCH133B	DCH273P2	DCH273P2DHO
Volts	20V MAX*	20V MAX*	20V MAX*	20V MAX*
Chuck Type	SDS+	SDS+	SDS+	SDS+
No Load Speed	0-1,100 rpm	0-1,100 rpm	0-1,100 rpm	0-1,100 rpm
Blows/Min	0-4,600 bpm	0-4,600 bpm	0-4,600 bpm	0-4,600 bpm
Impact Energy*	2.6 J	2.6 J	2.1 J	2.1 J
Vibration Measurement	N/A	N/A	6.6 m/s ²	6.6 m/s ²
Vibration Control	No	No	Yes - SHOCKS™	Yes - SHOCKS™
Torque Control	Integral Clutch	Integral Clutch	Integral Clutch	Integral Clutch
Chipping	Yes	Yes	Yes	Yes
Concrete Optimum	5/32" - 5/8"	5/32" - 5/8"	5/32" - 1/2"	5/32" - 1/2"
Weight	5 lbs	4.6 LBS	6.8 lbs	9.88 lbs
Charger/Batteries	Charger / (2) 20V MAX* XR Lithium Ion (4.0 Ah)	Sold Separately	Fast Charger / (2) 20V MAX* XR Lithium Ion (5.0 Ah)	Charger / (2) 20V MAX* XR Lithium Ion (5.0 Ah)
Includes	360° side handle with depth rod	360° side handle with depth rod	360° side handle with depth rod	360° side handle with depth rod



**20V MAX* XR® SDS+
1" L-Shape
Rotary Hammer**

**20V MAX* XR® SDS+
1-1/8" L-Shape Rotary
Hammer Kit**

**20V MAX* XR® SDS+
1-1/8" L-Shape Rotary
Hammer Kit**

**20V MAX* XR® SDS+
1-1/8" L-Shape Rotary
Hammer Kit with On
Board Dust Extractor**

**20V MAX* XR® SDS+
1-1/8" L-Shape
Rotary Hammer
(Tool Only)**

SPECIFICATIONS	DCH273B	DCH293R2	DCH293X2	DCH293R2DH	DCH293B
Volts	20V MAX*	20V MAX*	20V MAX*	20V MAX*	20V MAX*
Chuck Type	SDS+	SDS+	SDS+	SDS+	SDS+
No Load Speed	0-1,100 rpm	0-1,000 rpm	0-1,000 rpm	0-1,000 rpm	0-1,000 rpm
Blows/Min	0-4,600 bpm	0-4,480 bpm	0-4,480 bpm	0-4,480 bpm	0-4,480 bpm
Impact Energy*	2.1 J	3.5 J	3.5 J	3.5 J	3.5 J
Vibration Measurement	6.6 m/s ²	8.5 m/s ²	8.5 m/s ²	8.5 m/s ²	8.5 m/s ²
Vibration Control	Yes - SHOCKS™	Yes - SHOCKS™	Yes - SHOCKS™	Yes - SHOCKS™	Yes - SHOCKS™
Torque Control	Integral Clutch	E-Clutch	E-Clutch	E-Clutch	E-Clutch
Chipping	Yes	Yes	Yes	Yes	Yes
Concrete Optimum	5/32" - 1/2"	5/8" - 7/8"	5/8" - 7/8"	5/8" - 7/8"	5/8" - 7/8"
Weight	5.4 lbs	8.2 lbs	8.2 lbs	10 lbs	5.4 lbs
Charger/Batteries	Sold Separately	Fast Charger / (2) 20V MAX* XR Lithium Ion (6.0 Ah)	Fast Charger / (2) 20V/60V MAX* Lithium Ion (9.0 Ah)	Fast Charger / (2) 20V MAX* XR Lithium Ion (6.0 Ah)	Sold Separately
Includes	360° side handle with depth rod	360° side handle with depth rod	360° side handle with depth rod	360° side handle with depth rod	360° side handle with depth rod

*According to EPTA-Procedure 05/2009

SDS MAX ROTARY HAMMERS FLEXVOLT



**FLEXVOLT[®] 60V MAX*
1-9/16" SDS MAX
Combination Hammer Kit**



**FLEXVOLT[®] 60V MAX*
1-9/16" SDS MAX
Combination Hammer (Tool Only)**



SPECIFICATIONS	DCH481X2	DCH481B
Volts	60V MAX*	60V MAX*
Chuck Type	SDS MAX	SDS MAX
No Load Speed	0-540 rpm	0-540 rpm
Blows/Min	0-3,150 bpm	0-3,150 bpm
Impact Energy*	6.1 J	6.1 J
Vibration Measurement	9.4 m/s ²	9.4 m/s ²
Vibration Control	Yes - SHOCKS™	Yes - SHOCKS™
Torque Control	E-Clutch	E-Clutch
Chipping	Yes	Yes
Concrete Optimum	1/2" - 1-1/8"	1/2" - 1-1/8"
Weight	13 lbs	11.91 lbs
Charger/Batteries	Fast Charger / (2) 20V/60V MAX* Lithium Ion (9.0 Ah)	Sold Separately
Includes	360° side handle with depth rod	360° side handle with depth rod



CONCRETE VIBRATORS



20v **XR**

**20V MAX*
Pencil Vibrator Kit**



20v **XR**

**20V MAX*
Pencil Vibrator (Tool Only)**

SPECIFICATIONS	DCE531M1	DCE531B
Volts	20V MAX*	20V MAX*
Vibrator Diameter	1-1/8"	1-1/8"
Shaft Length	4'	4'
Vibrations per Minute	14,000 vpm	14,000 vpm
Weight	11.8 lbs	8 lbs
Charger/Batteries	Charger / (1) 20V MAX* XR Lithium Ion (4.0 Ah)	Sold Separately

METAL CUTTING SAWS



**20V MAX* 5-1/2" (127 mm)
Metal Cutting Circular Saw Kit**



**20V MAX* 5-1/2" (127 mm) Metal
Cutting Circular Saw (Tool Only)**



SPECIFICATIONS	DCS373P2	DCS373B
Volts	20V MAX*	20V MAX*
No Load Speed	3,700 rpm	3,700 rpm
Blade Diameter	5-1/2"	5-1/2"
Depth of Cut at 90°	1-11/16"	1-11/16"
Weight	8.3 lbs	7.0 lbs (tool only)
Charger/Batteries	Charger, (2) 20V MAX* XR Lithium Ion (5.0 Ah)	Sold Separately
Includes	5-1/2" carbide tipped blade	5-1/2" carbide tipped blade

CIRCULAR SAWS FLEXVOLT



FLEXVOLT® 60V MAX* 7-1/4"
(184mm) Circular Saw Kit



FLEXVOLT® 60V MAX* 7-1/4"
(184mm) Circular Saw Kit



FLEXVOLT® 60V MAX* 7-1/4"
(184mm) Circular Saw Kit (Tool Only)

SPECIFICATIONS	DCS575T2	DCS575T1	DCS575B
Volts	60V MAX*	60V MAX*	60V MAX*
No Load Speed	5,800 rpm	5,800 rpm	5,800 rpm
Blade Diameter	7-1/4"	7-1/4"	7-1/4"
Bevel Capacity	0° - 57°	0° - 57°	0° - 57°
Depth of Cut at 45°	1-5/8"	1-5/8"	1-5/8"
Depth of Cut at 90°	2-9/16"	2-9/16"	2-9/16"
Weight	7.6 lbs (tool only)	7.6 lbs (tool only)	7.6 lbs
Charger/Batteries	Charger / (1) 20V/60V MAX* Lithium Ion (6.0 Ah)	Charger / (1) 20V/60V MAX* Lithium Ion (6.0 Ah)	Sold Separately
Includes	Circular saw blade, blade wrench	Circular saw blade, blade wrench	Circular saw blade, blade wrench

CIRCULAR SAWS



20V MAX* 6-1/2"
(165 mm) Circular Saw Kit



20V MAX* 6-1/2" (165 mm)
Circular Saw (Tool Only)



18V 6-1/2" (165 mm)
Circular Saw (Tool Only)



20V MAX* 7-1/4"
(184mm) Circular Saw Kit



20V MAX* 7-1/4"
(184mm) Circular Saw

SPECIFICATIONS	DCS391P1	DCS391B	DC390B	DCS570P1	DCS570B
Volts	20V MAX*	20V MAX*	18V	20V MAX*	20V MAX*
No Load Speed	5,250 rpm	5,250 rpm	3,700 rpm	5250 rpm	5250 rpm
Blade Diameter	6-1/2"	6-1/2"	6-1/2"	7-1/4"	7-1/4"
Bevel Capacity	0° - 50°	0° - 50°	0° - 50°	0° - 57°	0° - 57°
Depth of Cut at 45°	1-5/8"	1-5/8"	1 - 5/8"	2"	2"
Depth of Cut at 90°	2-1/4"	2-1/4"	2-1/4"	2-9/16"	2-9/16"
Weight	7.0 lbs (tool only)	7.0 lbs	6.3 lbs	7.6 lbs (tool only)	7.6 lbs
Charger/Batteries	Charger / (1) 20V MAX* XR Lithium Ion (5.0 Ah)	Sold Separately	Sold Separately	Charger / (1) 20V MAX* Lithium Ion (5.0 Ah)	Sold Separately
Includes	Carbide tipped circular saw blade	Carbide tipped circular saw blade	Carbide tipped blade, blade wrench	Circular saw blade, blade wrench	Circular saw blade, blade wrench

TRACK SAWS FLEXVOLT



FLEXVOLT® 60V MAX* 6-1/2"
Track Saw Kit with 59" Track



FLEXVOLT® 60V MAX* 6-1/2" Track Saw Kit



FLEXVOLT® 60V MAX* 6-1/2" Track Saw Kit

SPECIFICATIONS	DCS520ST1	DCS520T1	DCS520B
Power	60V MAX*	60V MAX*	60V MAX*
No Load Speed	2500 - 4200 rpm	2500 - 4200 rpm	2500 - 4200 rpm
Blade Diameter	6-1/2"	6-1/2"	6-1/2"
Bevel Capacity	0° - 47°	0° - 47°	0° - 47°
Max. Cut at 90°	1-5/8"	1-5/8"	1-5/8"
Max. Cut at 45°	2-1/8"	2-1/8"	2-1/8"
Weight	12.1 lbs (tool only)	12.1 lbs (tool only)	12.1 lbs (tool only)
Charger/Batteries	Charger / (1) 20/60V MAX* Lithium Ion (6.0 Ah)	Charger / (1) 20/60V MAX* Lithium Ion (6.0 Ah)	Sold Separately
Includes	59" Track, Circular Saw Blade, Wrench	Circular saw blade, blade wrench	Circular saw blade, blade wrench

TRACK SAW ATTACHMENTS

	DW5240 - Precision ground woodworking blade for TrackSaw™ System - 40T		DWS5023 - 102" (259 cm) TrackSaw™ Track		DWS5031 - TrackSaw™ Router Adapter
	DWA16542 - Precision ground woodworking blade for TrackSaw™ System - 42T		DWS5025 - TrackSaw™ Track Bag		DWS5032 - TrackSaw™ Replacement Friction Strip
	DWS5020 - 46" (116.8 cm) TrackSaw™ Track		DWS5026 - TrackSaw™ Track Clamps		DWS5033 - TrackSaw™ Track Connector
	DWS5022 - 59" (149.8 cm) TrackSaw™ Track		DWS5029 - TrackSaw™ Replacement Zero-clearance Anti Splinter Strip		DWS5028 - TrackSaw™ Miter Gauge

JIG SAWS



**20V MAX*
Jig Saw Kit**



**20V MAX*
Jig Saw (Tool Only)**



**18V XRP™
Jig Saw Kit**



**18V Jig Saw
(Tool Only)**

SPECIFICATIONS	DCS331M1	DCS331B	DCS330L	DC330B
Volts	20V MAX*	20V MAX*	18V	18V
Strokes/Min	0 - 3,000 spm	0 - 3,000 spm	0 - 3,000 spm	0 - 3,000 spm
Stroke Length	1"	1"	1"	1"
Keyless Blade Clamp	Yes	Yes	Yes	Yes
Dust Blower	Yes	Yes	Yes	Yes
Weight	6.8 lbs	5.4 lbs	6.6 lbs	5.1 lbs
Charger/Batteries	Charger / (1) 20V MAX* XR Lithium Ion (4.0 Ah)	Sold Separately	Charger / (1) 18V XRP™ Lithium Ion	Sold Separately
Includes	Jig saw blade	Jig saw blade	Jig saw blade	-

RECIPROCATING SAWS FLEXVOLT[®]



**FLEXVOLT[®] 60V MAX*
Reciprocating Saw Kit**



**FLEXVOLT[®] 60V MAX*
Reciprocating Saw Kit**



**FLEXVOLT[®] 60V MAX*
Reciprocating Saw (Tool Only)**

SPECIFICATIONS	DCS388T2	DCS388T1	DCS388B
Volts	60V MAX*	60V MAX*	60V MAX*
Strokes/Min	0-3,000 spm	0-3,000 spm	0-3,000 spm
Stroke Length	1-1/8"	1-1/8"	1-1/8"
Keyless Blade Clamp	Yes	Yes	Yes
Shoe Type	Pivoting	Pivoting	Pivoting
Electric Brake	Yes	Yes	Yes
Weight	12.4 lbs	10.1 lbs	7.8 lbs
Charger/Batteries	Charger / (2) 20V/60V MAX* Lithium Ion (6.0 Ah)	Charger / (1) 20V/60V MAX* Lithium Ion (6.0 Ah)	Sold Separately

RECIPROCATING SAWS



**20V MAX* XR[®] Compact
Reciprocating Saw Kit**



**20V MAX* XR[®] Compact
Reciprocating Saw Kit**



**20V MAX* XR[®] Compact
Reciprocating Saw (Tool Only)**



**20V MAX* Compact
Reciprocating Saw Kit**

SPECIFICATIONS	DCS367P1	DCS367D1	DCS367B	DCS387P1
Volts	20V MAX*	20V MAX*	20V MAX*	20V MAX*
Strokes/Min	0-2,900 spm	0-2,900 spm	0-2,900 spm	0-2,900 spm
Stroke Length	1-1/8"	1-1/8"	1-1/8"	1-1/8"
Keyless Blade Clamp	Yes, 4-Position	Yes, 4-Position	Yes, 4-Position	Yes, 4-position
Shoe Type	Adjustable & Pivoting	Adjustable & Pivoting	Adjustable & Pivoting	Pivoting
Electric Brake	Yes	Yes	Yes	Yes
Weight	5.0 lbs (tool only)	5.0 lbs (tool only)	5.0 lbs	6.4 lbs
Charger/Batteries	Charger / (1) 20V MAX* XR Lithium Ion (5.0 Ah)	Charger / (1) 20V MAX* Lithium Ion (2.0 Ah)	Sold Separately	Charger / (1) 20V MAX* XR Lithium Ion (5.0 Ah)



RECIPROCATING SAWS



20V MAX* Compact Reciprocating Saw Kit



20V MAX* Compact Reciprocating Saw (Tool Only)



20V MAX* Reciprocating Saw Kit



20V MAX* Reciprocating Saw (Tool Only)

SPECIFICATIONS	DCS387D1	DCS387B	DCS380P1	DCS380B
Volts	20V MAX*	20V MAX*	20V MAX*	20V MAX*
Strokes/Min	0-2,900 spm	0-2,900 spm	0-3,000 spm	0-3,000 spm
Stroke Length	1-1/8"	1-1/8"	1-1/8"	1-1/8"
Keyless Blade Clamp	Yes, 4-position	Yes, 4-position	Yes, 4-position	Yes, 4-position
Shoe Type	Pivoting	Pivoting	Adjustable & Pivoting	Adjustable & Pivoting
Electric Brake	Yes	Yes	Yes	Yes
Weight	5.9 lbs	5.0 lbs	7.3 lbs	6.0 lbs
Charger/Batteries	Charger / (1) 20V MAX* XR Lithium Ion (2.0 Ah)	Sold Separately	Charger / (1) 20V MAX* XR Lithium Ion (5.0 Ah)	Sold Separately



18V XRP™ Reciprocating Saw Kit



18V XRP™ Reciprocating Saw Kit



18V Reciprocating Saw (Tool Only)

SPECIFICATIONS	DC385L	DC385K	DC385B
Volts	18V	18V	18V
Keyless Blade Clamp	Yes, 4-position	Yes, 4-position	Yes, 4-position
Stroke/Min	0-3,000 spm	0-3,000 spm	0-3,000 spm
Stroke Length	1-1/8"	1-1/8"	1-1/8"
Electric Brake	Adjustable & Pivoting	Adjustable & Pivoting	Adjustable & Pivoting
Weight	8.2 lbs	8.2 lbs	5.8 lbs
Charger/Batteries	Charger / (1) 18V XRP™ Lithium Ion	Charger / (1) 18V XRP™ Lithium Ion	Sold Separately



12V MAX* Pivot Reciprocating Saw Kit



12V MAX* Pivot Reciprocating Saw (Tool Only)

SPECIFICATIONS	DCS310S1	DCS310B
Volts	12V MAX*	12V MAX*
Keyless Blade Clamp	Yes	Yes
Stroke/Min	0-2,700 spm	0-2,700 spm
Stroke Length	9/16"	9/16"
Electric Brake	Adjustable and Pivoting	Adjustable and Pivoting
Weight	5.2 lbs	3.1 lbs
Charger/Batteries	Charger / (1) 12V MAX* Lithium Ion	Sold Separately



MULTI-TOOLS



20V MAX* XR® Oscillating Multi-Tool Kit



20V MAX* XR® Oscillating Multi-Tool (Tool Only)

SPECIFICATIONS	DCS355D1	DCS355B
Volts	20V MAX*	20V MAX*
Oscillations/Min	0-20,000 opm	0-20,000 opm
Oscillations Angle	1.6°	1.6°
Variable Speed	Yes	Yes
Keyless Accessory Change	Yes	Yes
LED Light	Yes	Yes
Weight	3.2 lbs	2.3 lbs
Charger/Batteries	Charger / (1) 20V MAX* XR Lithium Ion	Sold Separately
Includes	28 Accessory pieces	3 Accessory pieces

PLANER



20V MAX* XR® Planer

SPECIFICATIONS	DCP580B
Volts	20V MAX*
No Load Speed	15,000 rpm
Depth of Cut	5/65"
Planing Width	3-1/4"
Weight	5.5 lbs
Charger / Batteries	Sold Separately

MITER SAWS FLEXVOLT[®]



FLEXVOLT[®] 120V MAX* 12" Double Bevel Compound Sliding Miter Saw Kit



FLEXVOLT[®] 120V MAX* 12" Double Bevel Compound Sliding Miter Saw Kit



FLEXVOLT[®] 120V MAX* 12" Double Bevel Compound Sliding Miter Saw

SPECIFICATIONS

	DHS790AT2	DHS790T2	DHS790AB
Volts	120V MAX*	120V MAX*	120V MAX*
No Load Speed / Amps	3,800 rpm / 15 amps	3,800 rpm / 15 amps	3,800 rpm / 15 amps
Blade Diameter	12"	12"	12"
Arbor Size	1"	1"	1"
Horizontal Capacity (Max with Back Fence)	13-3/4" (16")	13-3/4" (16")	13-3/4" (16")
Vertical Capacity	6-3/4"	6-3/4"	6-3/4"
Vertically Nested Capacity	7-1/2"	7-1/2"	7-1/2"
Weight	56 lbs	56 lbs	56 lbs
Charger/Batteries	Dual Port Fast Charger / (2) 20V/60V MAX* Lithium Ion (6.0 Ah)	Dual Port Fast Charger / (2) 20V/60V MAX* Lithium Ion (6.0 Ah)	Sold Separately
Includes	12" Blade, 120V AC adapter, Dust Bag, Blade Wrench	12" Blade, Dust Bag, Blade Wrench	12" Blade, 120V AC adapter, Dust Bag, Blade Wrench



FLEXVOLT[®] 120V MAX* 12" Double Bevel Compound Miter Saw Kit



FLEXVOLT[®] 120V MAX* 12" Double Bevel Compound Miter Saw Kit



FLEXVOLT[®] 120V MAX* 12" Double Bevel Compound Miter Saw

SPECIFICATIONS

	DHS716AT2	DHS716T2	DHS716AB
Volts	120V MAX*	120V MAX*	120V MAX*
No Load Speed / Amps	3,800 rpm / 15 amps	3,800 rpm / 15 amps	3,800 rpm / 15 amps
Blade Diameter	12"	12"	12"
Arbor Size	1"	1"	1"
Horizontal Capacity (Max with Back Fence)	2" x 8" (2" x 10")	2" x 8" (2" x 10")	2" x 8" (2" x 10")
Vertical Capacity	6-1/2"	6-1/2"	6-1/2"
Vertically Nested Capacity	6-5/8"	6-5/8"	6-5/8"
Weight	44 lbs	44 lbs	44 lbs
Charger/Batteries	Dual Port Fast Charger / (2) 20V/60V MAX* Lithium Ion (6.0 Ah)	Dual Port Fast Charger / (2) 20V/60V MAX* Lithium Ion (6.0 Ah)	Sold Separately
Includes	12" Blade, 120V AC adapter, Dust Bag, Blade Wrench	12" Blade, Dust Bag, Blade Wrench	12" Blade, 120V AC adapter, Dust Bag, Blade Wrench

MITER SAWS



20V MAX* 7 1/4" Sliding Miter Saw Kit



20V MAX* 7 1/4" Sliding Miter Saw

SPECIFICATIONS

	DCS361M1	DCS361B
Volts	20V MAX*	20V MAX*
No Load Speed / Amps	3,750 rpm	3,750 rpm
Blade Diameter	7-1/4"	7-1/4"
Arbor Size	5/8"	5/8"
Horizontal Capacity (Max with Back Fence)	8"	8"
Vertical Capacity	3-1/2"	3-1/2"
Vertically Nested Capacity	3-5/8"	3-5/8"
Weight	31.6 lbs	30 lbs
Charger/Batteries	Charger / (1) 20V MAX* XR Lithium Ion (4.0 Ah)	Sold Separately
Includes	Carbide Blade, Blade Wrench, Material Clamp	Carbide Blade, Blade Wrench

TABLE SAWS FLEXVOLT[®]



FLEXVOLT[®] 60V MAX* 8-1/4" Table Saw Kit



FLEXVOLT[®] 60V MAX* 8-1/4" Table Saw

SPECIFICATIONS

	DCS7485T1	DCS7485B
Volts	60V MAX*	60V MAX*
No Load Speed	5,800 rpm	5,800 rpm
Blade Diameter	8-1/4"	8-1/4"
Arbor Size	5/8"	5/8"
Dust Port Diameter	2-1/2"	2-1/2"
Depth of Cut at 90°	2-1/2"	2-1/2"
Depth of Cut at 45°	1-3/4"	1-3/4"
Max Rip to Right of Blade	24"	24"
Max Rip to Left of Blade	12"	12"
Tool Weight	48 lbs	48 lbs
Charger / Batteries	Fast Charger / (1) 20V/60V MAX* Lithium Ion (6.0 Ah)	Sold Separately
Includes	Carbide Blade, Blade Guard, Riving Knife, Miter Gauge, (2) Blade Wrenches, Rip Fence, Push Stick	Carbide Blade, Blade Guard, Riving Knife, Miter Gauge, (2) Blade Wrenches, Rip Fence, Push Stick

NAILERS



20V MAX* XR® Brushless Framing Nailer Kit



20V MAX* XR® Brushless Framing Nailer (Tool Only)



20V MAX* XR® Brushless Metal Connector Nailer Kit



20V MAX* XR® Brushless Metal Connector Nailer (Tool Only)

SPECIFICATIONS

	DCN692M1	DCN692B	DCN693M1	DCN693B
Volts	20V MAX*	20V MAX*	20V MAX*	20V MAX*
Fastener Type/Gauge	30° Paper Tape Framing Nails	30° Paper Tape Framing Nails	Metal Connector Nails	Metal Connector Nails
Nail Length Capacity	2" - 3-1/2"	2" - 3-1/2"	1-1/2" - 2-1/2"	1-1/2" - 2-1/2"
Nail Diameter/Staple Crown Width	.113" - .131"	.113" - .131"	.113" - .162"	.113" - .162"
Magazine Angle	33 Degree	33 Degree	30 Degree	30 Degree
Magazine Capacity	55 nails	55 nails	29 nails	29 nails
Magazine Loading	Rear	Rear	Rear	Rear
Operating Mode	Bump & Sequential	Bump & Sequential	Rapid Sequential & Sequential	Rapid Sequential & Sequential
Integrated Rafter Hook	Yes	Yes	Yes	Yes
Tool-Free Jam Cleaning	No	No	No	No
Tool-Free Depth Adj.	Yes	Yes	Yes	Yes
Weight	9.1 lbs	8 lbs	9.4 lbs	8 lbs
Charger/Batteries	Charger / (1) 20V MAX* XR Lithium Ion (4.0 Ah)	Sold Separately	Charger / (1) 20V MAX* XR Lithium Ion (4.0 Ah)	Sold Separately
Includes	No-mar tip	No-mar tip	Tip Replacement Kit	Tip Replacement Kit



20V MAX* XR® Brushless 18 Gauge Brad Nailer Kit



20V MAX* XR® Brushless 18 Gauge Brad Nailer (Tool Only)



20V MAX* XR® Brushless 18 Gauge Narrow Crown Stapler Kit



20V MAX* XR® Brushless 18 Gauge Narrow Crown Stapler (Tool Only)

SPECIFICATIONS

	DCN680D1	DCN680B	DCN681D1	DCN681B
Volts	20V MAX*	20V MAX*	20V MAX*	20V MAX*
Fastener Type/Gauge	18 Gauge Brad Nails	18 Gauge Brad Nails	18 Gauge Narrow Crown Staples	18 Gauge Narrow Crown Staples
Nail Length Capacity	5/8" - 2-1/8"	5/8" - 2-1/8"	1/2" - 1-1/2"	1/2" - 1-1/2"
Nail Diameter/Staple Crown Width	N/A	N/A	1/4" Crown	1/4" Crown
Magazine Angle	Straight	Straight	Straight	Straight
Magazine Capacity	110 nails	110 nails	100 staples	100 staples
Magazine Loading	Side	Side	Bottom	Bottom
Operating Mode	Bump & Sequential	Bump & Sequential	Bump & Sequential	Bump & Sequential
Integrated Belt Hook	Yes	Yes	Yes	Yes
Tool-Free Jam Cleaning	Yes	Yes	Yes	Yes
Tool-Free Depth Adj.	Yes	Yes	Yes	Yes
Weight	6.1 lbs	5.3 lbs	6.4 lbs	5.7 lbs
Charger/Batteries	Charger / (1) 20V MAX* XR Lithium Ion (2.0 Ah)	Sold Separately	Charger / (1) 20V MAX* XR Lithium Ion (2.0 Ah)	Sold Separately
Includes	No-mar tips	No-Mar Tips	No-Mar Tips	No-Mar Tips



20V MAX* XR® Brushless 16 Gauge Angled Finish Nailer Kit



20V MAX* XR® Brushless 16 Gauge Angled Finish Nailer (Tool Only)



20V MAX* XR® Brushless 15 Gauge Angled Finish Nailer Kit



20V MAX* XR® Brushless 15 Gauge Angled Finish Nailer (Tool Only)

SPECIFICATIONS

	DCN660D1	DCN660B	DCN650D1	DCN650B
Volts	20V MAX*	20V MAX*	20V MAX*	20V MAX*
Fastener Type/Gauge	16 Gauge Angled Finish Nails	16 Gauge Angled Finish Nails	15 Gauge "DA" Style Finish Nails	15 Gauge "DA" Style Finish Nails
Nail Length Capacity	1-1/4" - 2-1/2"	1-1/4" - 2-1/2"	1-1/4" - 2-1/2"	1-1/4" - 2-1/2"
Nail Diameter/Staple Crown Width	N/A	N/A	N/A	N/A
Magazine Angle	20 Degree	20 Degree	34 Degree	34 Degree
Magazine Capacity	110 nails	110 nails	100 nails	100 nails
Magazine Loading	Rear	Rear	Rear	Rear
Operating Mode	Bump & Sequential	Bump & Sequential	Bump & Sequential	Bump & Sequential
Integrated Belt Hook	Yes	Yes	Yes	Yes
Tool-Free Jam Cleaning	Yes	Yes	Yes	Yes
Tool-Free Depth Adj.	Yes	Yes	Yes	Yes
Weight	6.0 lbs	5.2 lbs	6.4 lbs	5.8 lbs
Charger/Batteries	Charger / (1) 20V MAX* XR Lithium Ion (2.0 Ah)	Sold Separately	Charger / (1) 20V MAX* XR Lithium Ion (2.0 Ah)	Sold Separately
Includes	No-Mar Tips	No-Mar Tips	No-Mar Tips	No-Mar Tips

NAILERS



SPECIFICATIONS	DCN682M1	DCN682B	DC608K	DC608B
Volts	20V MAX*	20V MAX*	18V	18V
Fastener Type/Gauge	18 Gauge Narrow Crown Staples	18 Gauge Narrow Crown Staples	18 Gauge Brad Nails	18 Gauge Brad Nails
Nail Length Capacity	1/2" - 1-1/2"	1/2" - 1-1/2"	5/8" - 2"	5/8" - 2"
Nail Diameter/Staple Crown Width	1/4" Crown	1/4" Crown	N/A	N/A
Magazine Angle	Straight	Straight	Straight	Straight
Magazine Capacity	100 staples	100 staples	110 nails	110 nails
Magazine Loading	Bottom	Bottom	Side	Side
Operating Mode	Rapid Sequential & Sequential	Rapid Sequential & Sequential	Bump & Sequential	Bump & Sequential
Integrated Belt Hook	Yes	Yes	Yes	Yes
Tool-Free Jam Cleaning	Yes	Yes	Yes	Yes
Tool-Free Depth Adj.	Yes	Yes	Yes	Yes
Weight	7.6 lbs	6.2 lbs	7.4 lbs	5.2 lbs (tool only)
Charger/Batteries	Charger / (1) 20V MAX* XR Lithium Ion (4.0 Ah)	Sold Separately	Charger / (1) 18V XRP™	Sold Separately
Includes	No-Mar Tips	No-Mar Tips	No-Mar Tip	No-Mar Tip



SPECIFICATIONS	DC616K	DC618K	DC628K
Volts	18V	18V	18V
Fastener Type/Gauge	16 Gauge Straight Finish Nails	16 Gauge Angled Finish Nails	15 Gauge "DA" Style Finish Nails
Nail Length Capacity	1-1/4" - 2-1/2"	1-1/4" - 2-1/2"	1-1/4" - 2-1/2"
Nail Diameter/Staple Crown Width	N/A	N/A	N/A
Magazine Angle	Straight	20 Degree	34 Degree
Magazine Capacity	110 nails	110 nails	110 nails
Magazine Loading	Rear	Rear	Rear
Operating Mode	Bump & Sequential	Bump & Sequential	Bump & Sequential
Integrated Belt Hook	Yes	Yes	Yes
Tool-Free Jam Cleaning	Yes	Yes	Yes
Tool-Free Depth Adj.	Yes	Yes	Yes
Weight	8.5 lbs	8.5 lbs	8.9 lbs
Charger/Batteries	Charger / (1) 18V XRP™	Charger / (1) 18V XRP™	Charger / (1) 18V XRP™
Includes	No-Mar Tip	No-Mar Tip	No-Mar Tip

FRAMING NAILS

CAT #	Head Type	Length	Dia	Shank	Finish	Box Qty.
30 Degree Paper Tape Faming Nails						
DPT-10D120FH	Off-Set Round Head	3"	.120"	Smooth	Bright	2500
DPT-10D120GFH	Off-Set Round Head	3"	.120"	Smooth	Galvanized	2000
DPT-10D131FH	Off-Set Round Head	3"	.131"	Smooth	Bright	2500
DPT-10DR120GFH	Off-Set Round Head	3"	.120"	Ring	Galvanized	2000
DPT-12D120FH	Off-Set Round Head	3-1/4"	.120"	Smooth	Bright	2500
DPT-12D131FH	Off-Set Round Head	3-1/4"	.131"	Smooth	Bright	2500
DPT-12D131GFH	Off-Set Round Head	3-1/4"	.131"	Smooth	Galvanized	2000
DPT-16D131FH	Off-Set Round Head	3-1/2"	.131"	Smooth	Bright	2000
DPT-6D113FH	Off-Set Round Head	2"	.113"	Smooth	Bright	5000
DPT-8D113FH	Off-Set Round Head	2-3/8"	.113"	Smooth	Bright	5000
DPT-8DR113GFH	Off-Set Round Head	2-3/8"	.113"	Ring	Galvanized	2000
Compatible with most cordless and pneumatic paper tape nailers, including those made by DEWALT [®] , BOSTITCH [®] , PORTER-CABLE [®] , Paslode [®] , and Senco [®]						
30 Degree Metal Connector Nails						
DMC14825HDG.5M	-	2-1/2"	.148"	-	Thickcoat	500
DWMC13115-2M	-	1-1/2"	.131"	-	Bright	2000
DWMC13115G-2M	-	1-1/2"	.131"	-	Galvanized	2000
DMC13115HDG.5M	-	1-1/2"	.131"	-	Galvanized	500
DMC14815B.5M	-	1-1/2"	.148"	-	Bright	500
DMC14815HDG.5M	-	1-1/2"	.148"	-	Galvanized	500



FINISH FASTENERS

CAT #	DESCRIPTION	LENGTH	BOX QTY.
18 GAUGE Straight Brad Nails			
DBN18063	Brad Nail	5/8" (15.8 mm)	5,000
DBN18125	Brad Nail	1-1/4" (31.7 mm)	5,000
DBN18150	Brad Nail	1-1/2" (38.1 mm)	5,000
DBN18200	Brad Nail	2" (50.8 mm)	5,000
DBN18163-2	Brad Nail	5/8" (15.8 mm)	2,500
DBN18100-2	Brad Nail	1" (25.4 mm)	2,500
DBN18125-2	Brad Nail	1-1/4" (31.7 mm)	2,500
DBN18150-2	Brad Nail	1-1/2" (38.1 mm)	2,500
DBN18175-2	Brad Nail	1-3/4" (44.5 mm)	2,500
DBN18200-2	Brad Nail	2" (50.8 mm)	2,500
DWBN18PP	Brad Nail Project Pack	3/4", 1", 2" (300 each)	900
18 GAUGE 1/4" Narrow Crown Staples			
DNS18050-2	Narrow Crown Staples	1/2" (12.7 mm)	2,500
DNS18063-2	Narrow Crown Staples	5/8" (15.8 mm)	2,500
DNS18075-2	Narrow Crown Staples	3/4" (19.1 mm)	2,500
DNS18088-2	Narrow Crown Staples	7/8" (22.2 mm)	2,500
DNS18100-2	Narrow Crown Staples	1" (25.4 mm)	2,500
DNS18125-2	Narrow Crown Staples	1-1/4" (31.7 mm)	2,500
DNS18150-2	Narrow Crown Staples	1-1/2" (38.1 mm)	2,500
DWNS18PP	Narrow Crown Staples	1/2", 3/4", 1" (300 each)	900



CAT #	DESCRIPTION	LENGTH	BOX QTY.
15 GAUGE 34° Angled Finish Nails			
DCA15150-2	34° Angled Nails	1-1/2" (38.1 mm)	2,500
DCA15200-2	34° Angled Nails	2" (50.8 mm)	2,500
DCA15200G-2	34° Angled Nails (Galvanized)	2" (50.8 mm)	2,500
DCA15250-2	34° Angled Nails	2"-1/2" (63.5 mm)	2,500
DCA15250G-2	34° Angled Nails (Galvanized)	2"-1/2" (63.5 mm)	2,500
DWDA15PP	34° Angled Nails	1-1/2", 2", 2-1/2" (300 each)	900
16 GAUGE 20° Angled Finish Nails			
DCA16125	20° Angled Finish Nails	1-1/2" (38.1 mm)	2,500
DWAN1615SS	20° Angled Finish Nails (Stainless)	1-1/2" (38.1 mm)	500
DCA16150	20° Angled Finish Nails	2" (50.8 mm)	2,500
DWAN1620SS	20° Angled Finish Nails (Stainless)	2" (50.8 mm)	500
DCA16200	20° Angled Finish Nails	2-1/2" (63.5 mm)	2,500
DCA16250	20° Angled Finish Nails	2-1/2" (63.5 mm)	2,500
DWAN1625SS	20° Angled Finish Nails (Stainless)	2-1/2" (63.5 mm)	500



SCISSORS



20V MAX* 18 Gauge Swivel Head Double Cut Shear Kit



20V MAX* 18 Gauge Swivel Head Double Cut Shear (Tool Only)



20V MAX* 14 Gauge Swivel Head Shear Kit



20V MAX* 14 Gauge Swivel Head Shear (Tool Only)

SPECIFICATIONS	DCS491M2	DCS491B	DCS494M2	DCS494B
Volts	20V MAX*	20V MAX*	20V MAX*	20V MAX*
Strokes/Min	0-2,450 spm	0-2,450 spm	0-2,450 spm	0-2,450 spm
Min. Cutting Radius	4.5"	4.5"	5"	5"
Capacity in Steel	18 Gauge	18 Gauge	14 Gauge	14 Gauge
Weight	3.89 lbs (tool only)	3.89 lbs (tool only)	4.6 lbs (tool only)	4.6 lbs (tool only)
Charger/Batteries	Charger / (2) 20V MAX* XR Lithium Ion (4.0 Ah)	Sold Separately	Charger / (2) 20V MAX* XR Lithium Ion (4.0 Ah)	Sold Separately
Includes	Blade wrench, Kit Bag	Blade wrench, Kit Bag	Blade wrench, Kit Bag	Blade wrench



20V MAX* 18 Gauge Swivel Head Offset Shears (Tool Only)



18V 18 Gauge Off-Set Shear (Tool Only)



18V 18 Gauge Swivel Head and Shear (Tool Only)

SPECIFICATIONS	DCS496B	DC495B	DC490B
Volts	20V MAX*	18V	18V
Strokes/Min	0-2,450 spm	0-2,300 spm	0-2,300 spm
Min. Cutting Radius	1"	1"	5.5"
Capacity in Steel	18 Gauge	18 Gauge	18 Gauge
Weight	3.7 lbs	3.7 lbs	3.7 lbs
Charger/Batteries	Sold Separately	Sold Separately	Sold Separately
Includes	Blade wrench	Blade wrench	Blade wrench



PRESS TOOLS



20V MAX* Press Tool Kit



20V MAX* Press Tool Kit

SPECIFICATIONS

	DCE200M2K	DCE200M2
Volts	20V MAX*	20V MAX*
Force	4 Tons	4 Tons
Material	Copper, Stainless Steel, Carbon Steel	Copper, Stainless Steel, Carbon Steel
Tool Weight	7.16 lbs	7.16 lbs
Pipe Capacity	4"	4"
Charger / Batteries	Charger / (2) 20V MAX* XR Lithium Ion (4.0 Ah)	Charger / (2) 20V MAX* XR Lithium Ion (4.0 Ah)
Includes	(5) .5" - 2" Crimping Heads, Shoulder Strap, USB Cable	Shoulder Strap, USB Cable



PEX EXPANSION



1" Pex Expander Tool Kit



1" Pex Expander (Tool Only)

SPECIFICATIONS

	DCE400D2	DCE400B
Volts	20V MAX*	20V MAX*
Capacity	3/8" - 1"	3/8" - 1"
Stroke Length	16 mm	16 mm
Speed	60 spm	60 spm
Tool Weight	3.93 lb	3.93 lb
Charger / Batteries	Charger / (2) 20V MAX* XR Lithium Ion (2.0 Ah)	Sold Separately
Includes	(3) 1/2", 3/4", 1" Crimping Heads, Cone Grease	(3) 1/2", 3/4", 1" Crimping Heads, Cone Grease



PEX EXPANDER ACCESSORIES

CAT #	DESCRIPTION
DCE40038	3/8" Pex Expander Head
DCE40012	1/2" Pex Expander Head
DCE40034	3/4" Pex Expander Head
DCE40058	5/8" Pex Expander Head
DCE4001	1" Pex Expander Head

CRIMPING TOOLS



20V MAX* Died Electrical Cable Crimping Tool



20V MAX* Dieless Cable Crimping Tool

SPECIFICATIONS

	DCE300M2	DCE350M2
Volts	20V MAX*	20V MAX*
Force	12 Tons	6 Tons
Material	Copper, Aluminum	Copper, Aluminum
Cable Capacity	750 MCM CU / AL	750 MCM CU / AL
Die Type	U Type	-
Tool Weight	14.6 lbs	11.2 lbs
Charger / Batteries	Charger / (2) 20V MAX* XR Lithium Ion (4.0 Ah)	Charger / (2) 20V MAX* XR Lithium Ion (4.0 Ah)



CABLE CUTTING TOOLS



20V MAX* Cable Cutting Tool Kit



20V MAX* Cable Cutting Tool (Tool Only)



20V MAX* ACSR Cable Cutting Tool Kit



SPECIFICATIONS

	DCE150D1	DCE150B	DCE155D1
Volts	20V MAX*	20V MAX*	20V MAX*
Cable Capacity	750 MCM CU / 1000 MCM AL	750 MCM CU / 1000 MCM AL	1590 ACSR / 750 MCM CU / 1000 MCM AL
Tool Weight	6.0 lbs	6.0 lbs	7.5 lbs
Charger / Batteries	Charger / (1) 20V MAX* XR Lithium Ion (2.0 Ah)	-	Charger / (1) 20V MAX* XR Lithium Ion (2.0 Ah)

CABLE CUTTING TOOL BLADES

CAT #	DESCRIPTION	MATERIAL	FOR USE WITH
DCE1501	Cable Cutting Tool Replacement Blade	Copper and Aluminum	DCE150
DCE1551	ACSR Cable Cutting Tool Replacement Blade	Copper, Aluminum, and ACSR	DCE155

CABLE STRIPPERS



20V MAX* XR® Cable Stripper Kit (THHN/XHHW)



20V MAX* XR® Cable Stripper (THHN/XHHW) (Tool Only)

SPECIFICATIONS	DCE151TD1	DCE151B
Volts	20V MAX*	20V MAX*
Range for THHN/XHHW CU	#6 to 750 MCM	#6 to 750 MCM
Range for THHN/XHHW AL	#6 to 900 MCM	#6 to 900 MCM
Depth of Strip	0 - 4"	0 - 4"
Adjustable LED Light	Yes	Yes
Tool Weight	1.8 lbs (tool only)	1.8 lbs
Charger / Batteries	Charger / (1) 20V MAX* XR Lithium Ion (2.0 Ah)	Sold Separately
Includes	(20) Bushings	

CABLE STRIPPING BUSHINGS

CAT #	BUSHING NAME	BUSHING
DCE1511	1/0 CU, 1/0 AL	B1
DCE1512	1/0 CU	B2
DCE1513	1/0-2/0 CU, 2/0 AL	B3
DCE1514	2/0 CU, 3/0 AL	B4
DCE1515	3/0 CU	B5
DCE1516	3/0 CU, 4/0 AL	B6
DCE1517	4/0 CU	B7
DCE1518	4/0-250 MCM CU, 250 MCM AL	B8
DCE1519	250 MCM CU, 300 MCM AL	B9
DCE15110	250-300 MCM CU, 300 MCM AL	B10
DCE15111	300 MCM CU, 350 MCM AL	B11
DCE15112	350 MCM CU, 400 MCM AL	B12
DCE15113	350-400 MCM CU, 400 MCM AL	B13
DCE15114	350-400 MCM CU	B14
DCE15115	500 MCM AL	B15
DCE15116	500 MCM CU	B16
DCE15117	500 MCM CU, 600 MCM AL	B17
DCE15118	500-600 MCM CU, 700 MCM AL	B18
DCE15119	600 MCM CU	B19
DCE15120	600 MCM CU, 700 MCM AL	B20
DCE15121	600-700 MCM CU, 750 MCM AL	B21
DCE15122	700 MCM CU	B22
DCE15123	700-750 MCM CU, 900 MCM AL	B23
DCE15124	750 MCM CU, 900 MCM AL	B24

THREADED ROD CUTTING TOOLS



20V MAX* Threaded Rod Cutter Kit



20V MAX* Threaded Rod Cutter (Tool Only)

SPECIFICATIONS	DCS350D1	DCS350B
Volts	20V MAX*	20V MAX*
Strokes/Min	30 SPM	30 SPM
Mild Steel Capacity	1/4"- 20, 3/8"- 16, 1/2"- 13	1/4"- 20, 3/8"- 16, 1/2"- 13
Stainless Steel Capacity	1/4"- 20, 3/8"- 16	1/4"- 20, 3/8"- 16
Hardened Steel Capacity	1/4"- 20, 3/8"- 16	1/4"- 20, 3/8"- 16
Tool Weight	9.6 lbs	8.8 lbs
Charger / Batteries	Charger / (1) 20V MAX* XR Lithium Ion (2.0 Ah)	Sold Separately
Includes	(20) Bushings	



THREADED ROD CUTTING TOOL ACCESSORIES

CAT #	DESCRIPTION
DCS3501	1/4", 3/8", 1/2" Cutting Die Set
DCS35038	3/8" Cutting Die Set
DCS35012	1/2" Cutting Die Set

DRAIN SNAKES



20V MAX* XR® Brushless Drain Snake Kit



20V MAX* XR® Brushless Drain Snake (Tool Only)

SPECIFICATIONS	DCD200D1	DCD200B
Volts	20V MAX*	20V MAX*
Drum Capacity	1/4" x 50', 5/16" x 50', 3/8" x 35'	1/4" x 50', 5/16" x 50', 3/8" x 35'
Included Cable	5/16" x 25'	5/16" x 25'
Compatible Pipe Sizes	Up to 3" Pipes	Up to 3" Pipes
Charger / Batteries	Charger / (1) 20V MAX* XR Lithium Ion (2.0 Ah)	Sold Separately

DRAIN SNAKE ACCESSORIES

CAT #	DESCRIPTION
DCD2000	Drain Snake Replacement Drum
DCD2005	5/16" x 25' Black Oxide Drain Cable with Bulb Head



GRINDERS FLEXVOLT[™]



FLEXVOLT[™] 60V MAX*
4-1/2" - 6" Angle Grinder Kit



FLEXVOLT[™] 60V MAX*
4-1/2" - 6" Angle Grinder Kit



FLEXVOLT[™] 60V MAX*
4-1/2" - 6" Angle Grinder (Tool Only)

SPECIFICATIONS	DCG414T2	DCG414T1	DCG414B
Volts	60V MAX*	60V MAX*	60V MAX*
No Load Speed	9,000 rpm	9,000 rpm	9,000 rpm
Spindle Lock	Yes	Yes	Yes
Spindle Thread	5/8"-11"	5/8"-11"	5/8"-11"
Tool Weight	6.96 lbs	6.96 lbs	4.66 lbs
Charger / Batteries	Charger / (2) 20V/60V MAX* Lithium Ion (6.0 Ah)	Charger / (1) 20V/60V MAX* Lithium Ion (6.0 Ah)	Sold Separately
Includes	Side Handle, 4.5" Type 27 Guard, 6" Type 27 Guard	Side Handle, 4.5" Type 27 Guard, 6" Type 27 Guard	Side Handle, 4.5" Type 27 Guard, 6" Type 27 Guard



GRINDERS



20V MAX* 4-1/2" (114 mm) / 5" (127 mm) Grinder Kit



20V MAX* 4-1/2" (114 mm) / 5" (127 mm) Grinder (Tool Only)



18V Cut-Off Tool (Tool Only)

SPECIFICATIONS	DCG412P2	DCG412B	DC411B
Volts	20V MAX*	20V MAX*	18V
No Load Speed	7,000 rpm	7,000 rpm	6,500 rpm
Spindle Lock	Yes	Yes	Yes
Spindle Thread	5/8"	5/8"	5/8" - 11
Weight	6.5 lbs	5.1 lbs	4.6 lbs
Charger/Batteries	Charger / (2) 20V MAX* XR Lithium Ion (5.0 Ah)	Sold Separately	Sold Separately
Includes	5" (125 mm) Type 27 guard, Wrench & 2-position side handle	5" (125 mm) Type 27 guard, Wrench & 2-position side handle	4-1/2" (115 mm) Type 1 guard, Wrench, (2) matched flanges & 2-position side handle



BAND SAWS



**20V MAX*
Band Saw**



**20V MAX*
Band Saw (Tool Only)**



**20V MAX* XR® Brushless
Deep Cut Band Saw Kit**



**20V MAX* XR® Brushless
Deep Cut Band Saw (Tool Only)**

SPECIFICATIONS	DCS371P1	DCS371B	DCS374P2	DCS374B
Volts	20V MAX*	20V MAX*	20V MAX*	20V MAX*
Ft/Min	570 fpm	570 fpm	490 fpm	490 fpm
Blade Length	32-7/8"	32-7/8"	44-7/8"	44-7/8"
Max Capacity	2-1/2"	2-1/2"	4-3/4"	4-3/4"
Tool Length	15"	15"	20-3/4"	20-3/4"
Weight	9.4 lbs	8.0 lbs	13.8 lbs	12.4 lbs
Charger/Batteries	Charger / (1) 20V MAX* XR Lithium Ion (5.0 Ah)	Sold Separately	Charger / (2) 20V MAX* XR Lithium Ion (5.0 Ah)	Sold Separately
Includes	14/18 blade, blade tracking wrench	14/18 blade, blade tracking wrench	18 blade, blade tracking wrench	18 blade, blade tracking wrench



18V Band Saw (Tool Only)

SPECIFICATIONS	DCS370B
Volts	18V
Ft/Min	570 fpm
Blade Length	32-7/8"
Max Capacity	2-1/2"
Tool Length	15"
Weight	7.7 lbs (tool only)
Charger/Batteries	Sold Separately
Includes	14/18 blade, blade tracking wrench

BI-METAL CORDLESS BANDSAW BLADES



CAT #	TPI	THK	LGTH	HT	PCK
DW3982C	14	.020"	32-7/8"	1/2"	3
DW3983C	18	.020"	32-7/8"	1/2"	3
DW3984C	24	.020"	32-7/8"	1/2"	3
DW3986C	14/18	.020"	32-7/8"	1/2"	3



ADHESIVE DISPENSERS



**20V MAX* 300-600mL
Sausage Pack Adhesive Gun**



**20V MAX* 300-600mL Sausage Pack
Adhesive Gun (Tool Only)**



**20V MAX*
29oz Adhesive Gun**



**20V MAX*
29oz Adhesive Gun (Tool Only)**

SPECIFICATIONS	DCE580D1	DCE580B	DCE570D1	DCE570B
Volts	20V MAX*	20V MAX*	20V MAX*	20V MAX*
Capacity	300-600mL sausage packs	300-600mL sausage packs	29oz cartridge	29oz cartridge
Anti-Drip	Yes	Yes	Yes	Yes
Variable Speed Trigger	Yes	Yes	Yes	Yes
Variable Speed Dial	Yes	Yes	Yes	Yes
Tool Free Canister Change	Yes	Yes	Yes	Yes
Max Speed	21 in/min	21 in/min	21 in/min	21 in/min
Weight	4.9 lbs	4.9 lbs	4.66 lbs	4.66 lbs
Charger / Batteries	Charger / (1) 20V MAX* XR Lithium Ion (2.0 Ah)	Sold Separately	Charger / (1) 20V MAX* XR Lithium Ion (2.0 Ah)	Sold Separately



**20V MAX*
10oz Adhesive Gun**



**20V MAX*
10oz Adhesive Gun (Tool Only)**

SPECIFICATIONS	DCE560D1	DCE560B
Volts	20V MAX*	20V MAX*
Capacity	10oz/300mL cartridge	10oz/300mL cartridge
Anti-Drip	Yes	Yes
Variable Speed Trigger	Yes	Yes
Variable Speed Dial	Yes	Yes
Tool Free Canister Change	Yes	Yes
Max Speed	21 in/min	21 in/min
Weight	4.06 lbs	4.06 lbs
Charger / Batteries	Charger / (1) 20V MAX* XR Lithium Ion (2.0 Ah)	Sold Separately

ADHESIVE GUN CONVERSION KITS



**465mL Clear
Sausage Tube
Conversion Kit**



**600mL Clear
Sausage Tube
Conversion Kit**

SPECIFICATIONS	DCE5802	DCE5801
Capacity	300-465mL	300-600mL
Includes	Plunging Rod, 2 Pistons, 465mL clear tube	Plunging Rod, 2 Pistons, 600ml clear tube


WORKLIGHTS



SPECIFICATIONS	DCL070T1	DCL070	DCL061	DCL060	DCL050
Volts	20V MAX*	20V MAX*	18V or 20V MAX* or AC/DC Power	18V or 20V MAX*	20V MAX*
Bulb	LED	LED	LED	LED	LED
Brightness	Up to 7,000 lumens	Up to 7,000 lumens	1500 lumens	1500 lumens	500 & 250 lumens
Run-Time	-	-	Up to 2.5 hrs	Up to 2.5 hrs	Up to 17 hrs.
Weight	29.3 lbs	27 lbs	3.27 lbs	3.27 lbs	2 lbs
Charger/Batteries	Charger / (1) 20V/60V MAX* Lithium Ion (6.0 Ah)	Sold Separately	Sold Separately	Sold Separately	Sold Separately



SPECIFICATIONS	DCL044	DCL043	DCL040	DW919	DC527
Volts / Power Source	20V MAX*	20V MAX*	20V MAX*	18V	18V
Bulb	LED	LED	LED	Bulb	Fluorescent
Brightness	160 lumens	1000 & 90 lumens	110 lumens	-	-
Run-Time	Up to 27 hrs	Up to 13.5 hrs	Up to 11 hrs	Up to 3 hrs	Up to 3.5 hrs
Weight	1.5 lbs	1.4 lbs (tool only)	1.0 lbs (tool only)	0.5 lbs (tool only)	1.2 lbs (tool only)
Charger/Batteries	Sold Separately	Sold Separately	Sold Separately	Sold Separately	Sold Separately



SPECIFICATIONS	DW906	DCL510	DCL023	DCL0900
Volts / Power Source	14.4V	12V MAX*	8V MAX*	9.6V - 36V
Bulb	Xenon bulb	LED	LED	LED
Brightness	-	130 lumens	80 lumens	110 lumens
Run-Time	Up to 3 hrs	Up to 4 hrs	Up to 5 hrs.	Up to 4 hrs
Weight	0.5 lbs (tool only)	0.5 lbs (tool only)	0.6 lbs (tool only)	0.2 lbs (tool only)
Charger/Batteries	Sold Separately	Sold Separately	Sold Separately	-

INSTRUMENTS



SPECIFICATIONS	DCT414S1	DCT416S1
Volts	12V MAX*	12V MAX*
Temperature Range	-20° F to 932° F (-29° C to 500° C)	14° F to 480° F (-10° C to 250° C)
Field of View; Distance, Spot	(D:S) 12:1	(IFOV) 1" @ 39.3" (25 mm @ 1m)
Accuracy	+/-1.5% or +/- 1.5° C, whichever is greater, assumes ambient operating temperature	Below 200° F, +/-3.6° F, Above 200° F, +/-2%, assumes ambient operating temperature
Charger/Batteries	Charger / (1) 12V MAX* Lithium Ion	Charger / (1) 12V MAX* Lithium Ion
Includes	-	Micro SD card, Report writing software



SPECIFICATIONS	DCT410S1	DCT411S1	DCT412S1
Volts	12V MAX*	12V MAX*	12V MAX*
Camera Head Diameter	17 mm	9 mm	5.8 mm
Cable Length	3' waterproof	3' waterproof	3' waterproof
Screen Size	3.5"	3.5"	3.5"
Resolution	320x480 dpi	320x480 dpi	320x480 dpi
Zoom	3X	3X	3X
Charger/Batteries	Charger / (1) 12V MAX* Lithium Ion	Charger / (1) 12V MAX* Lithium Ion	Charger / (1) 12V MAX* Lithium Ion
Includes	17 mm - 3' camera cable, hook, & magnet	9 mm - 3' camera cable, hook, magnet, & mirror	5.8 mm - 3' camera cable

CHARGER/RADIOS



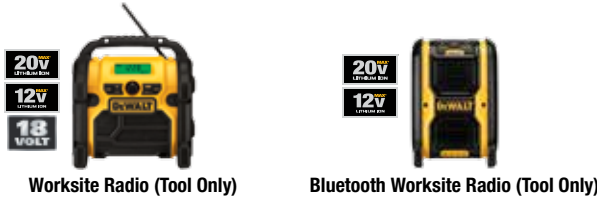
SPECIFICATIONS	DCR025	DCR015	DC012
Power Source	20V MAX* and 60V MAX* Battery	12V MAX* and 20V MAX* Battery	7.2V to 18V Battery
AM/FM Digital Tuner	Yes	Yes	Yes
Auxiliary/USB Charging Port	Yes	Yes	Yes
Charges batteries	Lithium Ion	Lithium Ion	NiCd & Lithium Ion
Weight	14.46 lbs (tool only)	13.2 lbs (tool only)	14.2 lbs (tool only)
NOTE	Does not work with 18V batteries and other stem pack batteries	Does not work with 18V batteries and other stem pack batteries	Does not work with 18V batteries and other stem pack batteries
Charger/Batteries	Sold Separately	Sold Separately	Sold Separately

RADIO ACCESSORY



SPECIFICATIONS	DCR002
Power Source	Internal Battery
	Stream music wirelessly from any Bluetooth® Device to most radios with an aux-in port up to 100 ft.

RADIOS/SPEAKERS



SPECIFICATIONS	DCR018	DCR006
Power Source	12V MAX* and 20V MAX* & 18V Battery	12V MAX* and 20V MAX* battery
AM/FM Digital Tuner	Yes	No
Auxiliary/USB Charging Port	Yes	Yes
Weight	6 lbs (tool only)	2.75 lbs
	Runs off AC or battery power only, radio does not charge batteries	Bluetooth capable, Runs off AC or battery power only

BATTERY ACCESSORY



SPECIFICATIONS	DCB090
Power Source	12V MAX* and 20V MAX*
State of Charge Indicator	Yes
USB	2
Weight	0.5 lbs

VACUUMS



SPECIFICATIONS	DCV517M1	DCV517B	DC515B
Volts	20V MAX*	20V MAX*	18V
Tank Size	1/2 Gallon	1/2 Gallon	1/2 gallon
Hose Diameter	1-1/4"	1-1/4"	1-1/4"
Hose Length	2.5'	2.5'	2.5'
Blower	No	No	No
Tool Weight	4.5 lbs	3.8 lbs	3.6 lbs (tool only)
Charger/Batteries	Charger / (1) 20V MAX* XR Lithium Ion (4.0 Ah)	Sold Separately	Sold Separately
Includes	High Efficiency Gore® HEPA Filter	High Efficiency Gore® HEPA Filter	High Efficiency Gore® HEPA Filter

FAN



SPECIFICATIONS	DCE511B
Airflow	500 CFM*
Tool Weight	6.7 lbs
IP Rating	IP54

*At maximum speed, per IEC 60879



SPECIFICATIONS	DCV580H	DCV581H
Volts	18V or 20V MAX*	18V or 20V MAX* or AC Power
Tank Size	2 gallon	2 gallon
Hose Diameter	1-1/4"	1-1/4"
Hose Length	5.0'	5.0'
Blower	Yes	Yes
Tool Weight	10 lbs (tool only)	10.5 lbs (tool only)
Charger/Batteries	Sold Separately	Sold Separately
Includes	High Efficiency Gore® HEPA Filter	High Efficiency Gore® HEPA Filter

TRACKING DEVICES



SPECIFICATIONS	DCE040	DCE041
IP Rating	-	IP68
Integrated Battery Life	3+ Years	3+ Years
Bluetooth® Range	Up to 100 ft	Up to 100 ft

20V MAX* XR[®] COMBO KITS



20V MAX* XR[®] 6-Tool Combo Kit



20V MAX* XR[®] 6-Tool Combo Kit



20V MAX* XR[®] 6-Tool Combo Kit



20V MAX* XR[®] 5-Tool Combo Kit

SPECIFICATIONS	DCK695P2	DCK684D2	DCK694P2	DCK594P2
Volts	20V MAX*	20V MAX*	20V MAX*	20V MAX*
Hammerdrill	DCD996	-	DCD996	DCD996
Impact Driver	DCF887	DCF887	DCF887	DCF887
Reciprocating Saw	DCS367	DCS367	DCS367	DCS367
Circular Saw	DCS570	DCS570	DCS570	DCS570
Drill/Driver	-	DCD791	-	-
Grinder	DCG413	-	-	-
Oscillating Multi-Tool	-	DCS355	DCS355	-
Worklight	DCL040	DCL040	DCL040	DCL040
Charger/Batteries	Charger / (2) 20V MAX* XR Lithium Ion (5.0 Ah)	Charger / (2) 20V MAX* XR Lithium Ion (2.0 Ah)	Charger / (2) 20V MAX* XR Lithium Ion (5.0 Ah)	Charger / (2) 20V MAX* XR Lithium Ion (5.0 Ah)
Includes	(2) belt hooks, 360 degree side handle, carbide tipped circular saw blade, type 1 guard, wrench, (2) matched flanges, 2-position side handle	(2) belt hooks, carbide tipped circular saw blade, universal accessory adaptor	(2) belt hooks, 360 degree side handle, carbide tipped circular saw blade, universal accessory adaptor	(2) belt hooks, 360 degree side handle, carbide tipped circular saw blade



20V MAX* XR[®] 4-Tool Combo Kit



20V MAX* XR[®] Hammerdrill and Reciprocating Saw Kit



20V MAX* XR[®] Rotary Hammer and Impact Driver Kit

SPECIFICATIONS	DCK494P2	DCK294P2	DCK233P2
Volts	20V MAX*	20V MAX*	20V MAX*
Hammerdrill	DCD996	DCD996	-
Impact Driver	DCF887	-	DCF887
Reciprocating Saw	DCS367	DCS367	-
Rotary Hammer	-	-	DCH133
Threaded Rod Cutter	-	-	-
Worklight	DCL040	-	-
Charger/Batteries	Charger / (2) 20V MAX* XR Lithium Ion (5.0 Ah)	Charger / (2) 20V MAX* XR Lithium Ion (5.0 Ah)	Charger / (2) 20V MAX* XR Lithium Ion (5.0 Ah)
Includes	(2) belt hooks, 360 degree side handle	(1) belt hook, 360 degree side handle	360 degree side handle, (1) belt hook



20V MAX* XR[®] Drywall Screwgun and Impact Driver Kit



20V MAX* XR[®] Drywall Screwgun and Impact Driver Kit



20V MAX* XR[®] Drywall Screwgun and Cut-Out Tool Kit



20V MAX* XR[®] Hammerdrill and Impact Driver Kit

SPECIFICATIONS	DCK267D2	DCK267M2	DCK263D2	DCK299D1T1
Volts	20V MAX*	20V MAX*	20V MAX*	20V MAX*
Hammerdrill	-	-	-	DCD996
Impact Driver	DCF887	DCF887	-	DCF887
Drywall Screwgun	DCF620	DCF620	DCF620	-
Cut-Out Tool	-	-	DCS551	-
Charger/Batteries	Charger / (2) 20V MAX* XR Lithium Ion (2.0 Ah)	Charger / (2) 20V MAX* XR Lithium Ion (4.0 Ah)	Charger / (2) 20V MAX* XR Lithium Ion (2.0 Ah)	Fast Charger / (1) 20V/60V MAX* Lithium Ion (6.0 Ah) / (1) 20V MAX* XR Lithium Ion (2.0 Ah)
Includes	(2) Belt Hooks	(2) Belt Hooks	(1) Belt Hook	(2) belt hooks, 360 degree side handle

20V MAX* XR® COMBO KITS

20V
XR
Lithium Ion



20V MAX* XR®
2-Tool Combo Kit

20V
XR
Lithium Ion



20V MAX* XR®
2-Tool Combo Kit

20V
XR
Lithium Ion



20V MAX* XR®
2-Tool Combo Kit



SPECIFICATIONS

	DCK287D2	DCK283D2	DCK299P2
Volts	20V MAX*	20V MAX*	20V MAX*
Hammerdrill	DCD796	-	DCD996
Drill/Driver	-	DCD791	-
Impact Driver	DCF887	DCF887	DCF887
Charger/Batteries	Charger / (2) 20V MAX* XR Lithium Ion (2.0 Ah)	Charger / (2) 20V MAX* XR Lithium Ion (2.0 Ah)	Charger / (2) 20V MAX* XR Lithium Ion (5.0 Ah)
Includes	(2) belt hooks and bit holder	(2) belt hooks	(2) belt hooks and 360° side handle

20V MAX* COMBO KITS

20V
Lithium Ion



20V MAX*
5-Tool Combo Kit

20V
Lithium Ion



20V MAX*
5-Tool Combo Kit

20V
Lithium Ion



20V MAX*
4-Tool Combo Kit

20V
Lithium Ion



20V MAX*
4-Tool Combo Kit

SPECIFICATIONS

	DCK592L2	DCK590L2	DCK492L2	DCK491L2
Volts	20V MAX*	20V MAX*	20V MAX*	20V MAX*
Hammerdrill	DCD985	DCD985	DCD985	DCD985
Circular Saw	DCS391	DCS393 (6-1/2")	-	DCS393 (6-1/2")
Reciprocating Saw	DCS380	DCS381	DCS380	DCS381
Impact Driver	DCF885	DCF885	DCF885	-
LED Worklight	DCL040	DCL040	DCL040	DCL040
Charger/Batteries	Charger / (2) 20V MAX* Lithium Ion (3.0 Ah)	Charger / (2) 20V MAX* Lithium Ion (3.0 Ah)	Charger / (2) 20V MAX* Lithium Ion (3.0 Ah)	Charger / (2) 20V MAX* Lithium Ion (3.0 Ah)
Includes	360° side handle, carbide tipped circular saw blade, & belt hook	360° side handle, carbide tipped circular saw blade, & belt hook	360° side handle & belt hook	360° side handle & carbide tipped circular saw blade

20V
Lithium Ion



20V MAX*
4-Tool Combo Kit

20V
Lithium Ion



20V MAX*
2-Tool Combo Kit

20V
Lithium Ion



20V MAX*
2-Tool Combo Kit

20V
Lithium Ion



20V MAX*
2-Tool Combo Kit

20V
Lithium Ion



20V MAX*
2-Tool Combo Kit

SPECIFICATIONS

	DCK490L2	DCK292L2	DCK290L2	DCK285C2	DCK280C2
Volts	20V MAX*	20V MAX*	20V MAX*	20V MAX*	20V MAX*
Hammerdrill	DCD985	DCD985	DCD985	DCD785	-
Drill/Driver	-	-	-	-	DCD780
Reciprocating Saw	DCS381	DCS380	-	-	-
Impact Driver	DCF885	-	DCF885	DCF885	DCF885
LED Worklight	DCL040	-	-	-	-
Charger/Batteries	Charger / (2) 20V MAX* Lithium Ion (3.0 Ah)	Charger / (2) 20V MAX* Lithium Ion (3.0 Ah)	Charger / (2) 20V MAX* Lithium Ion (3.0 Ah)	Charger / (2) 20V MAX* Lithium Ion (1.5 Ah)	Charger / (2) 20V MAX* Lithium Ion (1.5 Ah)
Includes	360° side handle & belt hook	360° side handle	360° side handle and belt hook	(2) belt hooks	(2) belt hooks

12V MAX* COMBO KITS

12V
Lithium Ion



12V MAX*
4-Tool Combo Kit

12V
Lithium Ion



12V MAX*
2-Tool Combo Kit

12V
Lithium Ion



12V MAX* Drill/Driver /
Impact Driver Combo Kit

12V
Lithium Ion



12V MAX* Screwdriver /
Impact Driver Combo Kit

SPECIFICATIONS

	DCK413S2	DCK212S2	DCK211S2	DCK210S2
Volts	12V MAX*	12V MAX*	12V MAX*	12V MAX*
Drill/Driver	DCD710	DCD710	DCD710	-
Impact Driver	DCF815	-	DCF815	DCF815
Screwdriver	-	-	-	DCF610
Reciprocating Saw	DCS310	DCS310	-	-
Worklight	DCL510	-	-	-
Charger/Batteries	Charger / (2) 12V MAX* Lithium Ion	Charger / (2) 12V MAX* Lithium Ion	Charger / (2) 12V MAX* Lithium Ion	Charger / (2) 12V MAX* Lithium Ion
Includes	Bit tip, (2) belt hooks, (1) wood cutting recip blade, (1) metal cutting recip blade	Belt hook, (1) wood cutting recip blade, (1) metal cutting recip blade	1 bit tip and (2) belt hooks	2 belt hooks and bit tips

18V COMBO KITS



18V XRP™ 9-Tool Combo Kit



18V XRP™ 6-Tool Combo Kit



18V XRP™ 6-Tool Combo Kit

SPECIFICATIONS	DCK955X	DCK675L	DCK655X
Volts	18V	18V	18V
Hammerdrill/Drill/Driver	DCD950	DCD970	DCD950
Circular Saw	DC390 (6-1/2")	-	DC390 (6-1/2")
Reciprocating Saw	DC385	DC385	DC385
Cut-Off Tool	DC411	DC411	DC411
Cut-Out Tool	DC550	-	-
Jig Saw	DC330	-	-
Impact Driver	DC825	DC827	DC825
Impact Wrench	DW059	DW059	-
Flexible Floodlight	DW919	DW919	DW919
Charger/Batteries	Charger / (2) 18V XRP™	NiCd/NiMH/Li-Ion Charger / (2) 18V XRP™ Lithium Ion	Charger / (2) 18V XRP™
Includes	360° side handle, carbide tipped circular saw blade, type 1 guard, wrench, (2) matched flanges, 2-position side handle	360° side handle, type 1 guard, wrench, (2) matched flanges, 2-position side handle	360° side handle, carbide tipped circular saw blade, type 1 guard, wrench, (2) matched flanges, (1) type 1 wheel & 2-position side handle



18V XRP™ 2-Tool Combo Kit

SPECIFICATIONS	DCK274L
Volts	18V
Hammerdrill/Drill/Driver	DCD775
Circular Saw	-
Reciprocating Saw	-
Impact Driver	DC827
Flexible Floodlight	-
Charger/Batteries	NiCd/NiMH/Li-Ion Charger / (2) 18V XRP™ Lithium Ion
Includes	-



18V XRP™ 2-Tool Combo Kit



18V XRP™ 2-Tool Combo Kit



18V Compact 4-Tool Combo Kit



18V Compact 2-Tool Combo Kit

SPECIFICATIONS	DCK255X	DCK251X	DCK425C	DCK265L
Volts	18V	18V	18V	18V
Hammerdrill/Drill/Driver	DCD950	DCD950	-	-
Drill/Driver	-	-	DC720	DCD760
Circular Saw	-	-	-	-
Reciprocating Saw	-	DC385	DW938	-
Impact Driver	DC825	-	DC825	DCF826
Flexible Floodlight	-	-	-	-
Pivot Head Flashlight	-	-	DW908	-
Charger/Batteries	Charger / (2) 18V XRP™	Charger / (2) 18V XRP™	Charger / (2) 18V	Charger / (2) 18V Compact Lithium Ion
Includes	360° side handle	360° side handle	-	-

60V LITHIUM ION 20V BATTERIES FLEXVOLT™



SPECIFICATIONS	DCB609	DCB606
Volts	20V MAX* / 60V MAX*	20V MAX* / 60V MAX*
Amp Hour	9 Ah / 3 Ah	6 Ah / 2 Ah
Watt Hour	180	120

PORTABLE POWER STATIONS™



1800 Watt Portable Power Station™ Charger Kit

1800 Watt Portable Power Station™ Charger

SPECIFICATIONS	DCB1800M3T1	DCB1800B
Compatible with	20V MAX*, 20V MAX* / 60V MAX*	20V MAX*, 20V MAX* / 60V MAX*
Power Out	1800W continuous, 3600W peak	1800W continuous, 3600W peak

20V LITHIUM ION 20V MAX* BATTERIES



SPECIFICATIONS	DCB206	DCB205	DCB204	DCB200	DCB203	DCB201
Volts	20V MAX*	20V MAX*	20V MAX*	20V MAX*	20V MAX*	20V MAX*
Amp Hour	6 Ah	5 Ah	4 Ah	3 Ah	2 Ah	1.5 Ah
Watt Hour	120	100	80	60	40	30

20V LITHIUM ION 20V MAX* TOOL CONNECT™ BATTERIES



SPECIFICATIONS	DCB205BT	DCB204BT	DCB203BT
Volts	20V MAX*	20V MAX*	20V MAX*
Amp Hour	5 Ah	4 Ah	2 Ah
Watt Hour	100	80	40

12V LITHIUM ION 8V MAX* BATTERIES



SPECIFICATIONS	DCB127	DCB120	DCB080
Volts	12V MAX*	12V MAX*	8V MAX*
Amp Hour	2 Ah	1.5 Ah	1 Ah
Watt Hour	24	18	8

CHARGERS



12V MAX* - 20V MAX* Dual Port Charger

12V MAX* - 20V MAX* & 7.2V-18V Charger

20V MAX* Fan Cooled Fast Charger

12V MAX* - 20V MAX* Charger

12V MAX* - 20V MAX* Vehicle Charger

8V MAX* Battery Charger

SPECIFICATIONS	DCB102	DCB103	DCB118	DCB115	DCB119	DCB095
Compatible with	20V MAX* / 60V MAX*, 20V MAX*, 12V MAX*	20V MAX* / 60V MAX*, 20V MAX*, 12V MAX*, 7.2V-18V	20V MAX* / 60V MAX*, 20V MAX*	20V MAX* / 60V MAX*, 20V MAX*, 12V MAX*	20V MAX* / 60V MAX*, 20V MAX*, 12V MAX*	8V MAX*

18 VOLT 18V BATTERIES, CHARGER & ADAPTERS



SPECIFICATIONS	DC9096	DC9096-2	DC9310	DCA1820	DCA2203C
Volts	18V XRP	18V XRP	7.2V - 18V Fast Charger	18V to 20V MAX* Adapter	18V to 20V MAX* Adapter

NOTE NONCOMPATIBILITY: 18V Nailers, Chargers/Radios, SCS370 Band Saw



DEWALT®

FLEXVOLT®

POWER OF CORDED. | FREEDOM OF CORDLESS.

THE WORLD'S FIRST BATTERIES THAT AUTOMATICALLY CHANGE VOLTAGE WHEN YOU CHANGE TOOLS



Compatible with 20V MAX*, 60V MAX*, and 120V MAX* tools for ultimate flexibility. Get the power of a corded tool when used with 60V MAX* and 120V MAX* tools.

We have two FLEXVOLT® battery options, giving you the power to choose:



6.0AH** DCB606



RUNTIME**	UP TO 4X
BATTERY CAPACITY†	UP TO 4X
WATT HOURS When (2) 6Ah batteries are used in 120V MAX* Tools.	240

** With FLEXVOLT® DCB606 Battery when used with DeWALT 20V MAX* tools.

† Vs. DeWALT 20V MAX* 1.5 Ah battery



NEED EVEN MORE RUNTIME?

9.0AH± DCB609



RUNTIME±	UP TO 6X
BATTERY CAPACITY†	UP TO 6X
WATT HOURS When (2) 9Ah batteries are used in 120V MAX* Tools.	360

± With FLEXVOLT® DCB609 Battery when used with DeWALT 20V MAX* tools.

† Vs. DeWALT 20V MAX* 1.5 Ah battery

DEWALT®

FLEXVOLT®

POWER OF CORDED. | FREEDOM OF CORDLESS.

PROPRIETARY BATTERY TECHNOLOGY.

One Battery, Two Voltages.

20V^{MAX}
LITHIUM ION

PARALLEL MODE =
RUNTIME



60V^{MAX}
LITHIUM ION


SERIES MODE =
POWER




WHEN JOBS GET TOUGH, WE STAY COOL.

DeWALT FLEXVOLT® Operates Cooler†

† On average, the Milwaukee® 48-11-1890 Battery temperature rises 50% faster during a constant 60 amp discharge up to a 70°C thermal shutdown.



VS



DCB609 DeWALT® FLEXVOLT® BATTERY

LEADING 9AH BATTERY COMPETITOR



OPERATES DOWN TO 0° FAHRENHEIT.



THE FLEXVOLT® ADVANTAGE

All Designed to Maximize Runtime with the Power to Get the Job Done.



FLEXVOLT® BATTERIES

+



FLEXVOLT® TOOLS

+



FLEXVOLT® ACCESSORIES

OVER

90 MILLION

AND COUNTING

DEWALT.COM/AMERICANPRIDE



DEWALT

In 2016, DeWALT made over **90 MILLION** individual units of products in the USA using global materials. In 2017 we are making even more. Look for this logo on specially marked DEWALT packages.

GUARANTEED TOUGH.



Copyright © 2017 DeWALT. The following are trademarks for one or more DeWALT power tools and accessories. The yellow and black color scheme, the "D" shaped air intake grille, the array pyramids on the handgrip, the kit box configuration, and the array of lozenge-shaped humps on the surface of the tool. DWMUSAF



7 US

MANUFACTURING FACILITIES

- ★ New Britain, CT ★ Greenfield, IN ★ Hampstead, MD
★ Shelbyville, KY ★ Charlotte, NC ★ Cheraw, SC ★ Jackson, TN



YOUR NEIGHBORS... OUR EMPLOYEES.

DEWALT was founded in America and is still based in America. Each of our 7 US manufacturing facilities produces some of our most popular tools, including grinders, drills, impact drivers, and reciprocating saws.



Compliant Versions available by June 2017

ARE YOU COMPLIANT?

The Occupational Safety and Health Administration (OSHA) has issued a final rule to curb lung cancer, silicosis, chronic obstructive pulmonary disease and kidney disease in America's workers by limiting their exposure to respirable crystalline silica. This rule requires engineering controls to keep workers from breathing silica dust.



Compliant Versions available by June 2017



TOOLS

Operate and maintain tool in accordance with manufacturer's instructions to minimize dust emissions.

- Read operator's manual provided with tool and accessories.
- To minimize dust emissions use recommended shroud or cowling and dust extractor

ACCESSORIES AND SHROUDS

Use drill or grinder equipped with commercially available shroud or cowling with dust collection system.

- All DEWALT shrouds and dust collection systems are commercially available.

DUST EXTRACTORS

Dust collector must provide the air flow recommended by the tool manufacturer, or greater, and have a filter with 99% or greater efficiency. Dust collector must have a cyclonic pre-separator or filter-cleaning mechanism. Cleaning/Drilling holes requires a vacuum with a HEPA filter.

- Both DWV010 and DWV012 provide the necessary airflow for drilling and hammering applications.
- Both DWV010 and DWV012 ship with dual HEPA filters, which have an efficiency of 99.97% of all particles greater than or equal to 0.3 microns.
- Both DWV010 and DWV012 have a timed automatic filter-cleaning mechanism.



YOUR FIRST LINE OF DEFENSE.

PERFORM PROTECT™

DeWALT's Perform & Protect™ line of tools is designed to provide a high level of one or more of the following: control, dust containment or low vibration, without sacrificing performance.

DUST

OSHA COMPLIANT
1926.1153



- Dust shrouds and dust extractors can decrease the potential of inhaling dust. They can also help increase visibility and reduce cleanup and maintenance costs.
- DeWALT dust systems are compliant through their adherence to OSHA requirements for handheld and stand-mounted drills (including impact and rotary hammer drills).



CONTROL

KICKBACK
BRAKE

LANYARD
READY

E-CLUTCH®

- E-Clutch® System helps minimize sudden torque reaction compared to standard clutches.
- Power Loss Reset™ feature prevents accidental re-starts of the tool after a user experiences a power outage such as a tripped breaker or accidental unplugging of the cord when the switch is in the locked-on position.



VIBRATION

SHOCKS™

- SHOCKS-Active Vibration Control® System reduces vibration at the handles compared to hammers without such systems.



Innovative Anchoring and Installation Systems NOW UNITED UNDER ONE BRAND:

DEWALT®

ENGINEERED BY Powers™



Your Code Approved Anchoring Experts



AC200+™
Pure 110+®

ADHESIVE ANCHORS



Power-Stud®+ SD1/SD2



Wood-Knocker®+II

Bang-It®+



Screw-Bolt+™

MECHANICAL ANCHORS



Mini-Undercut+™



Snake+®



Hangermate®+

HANGER TYPE ANCHORS



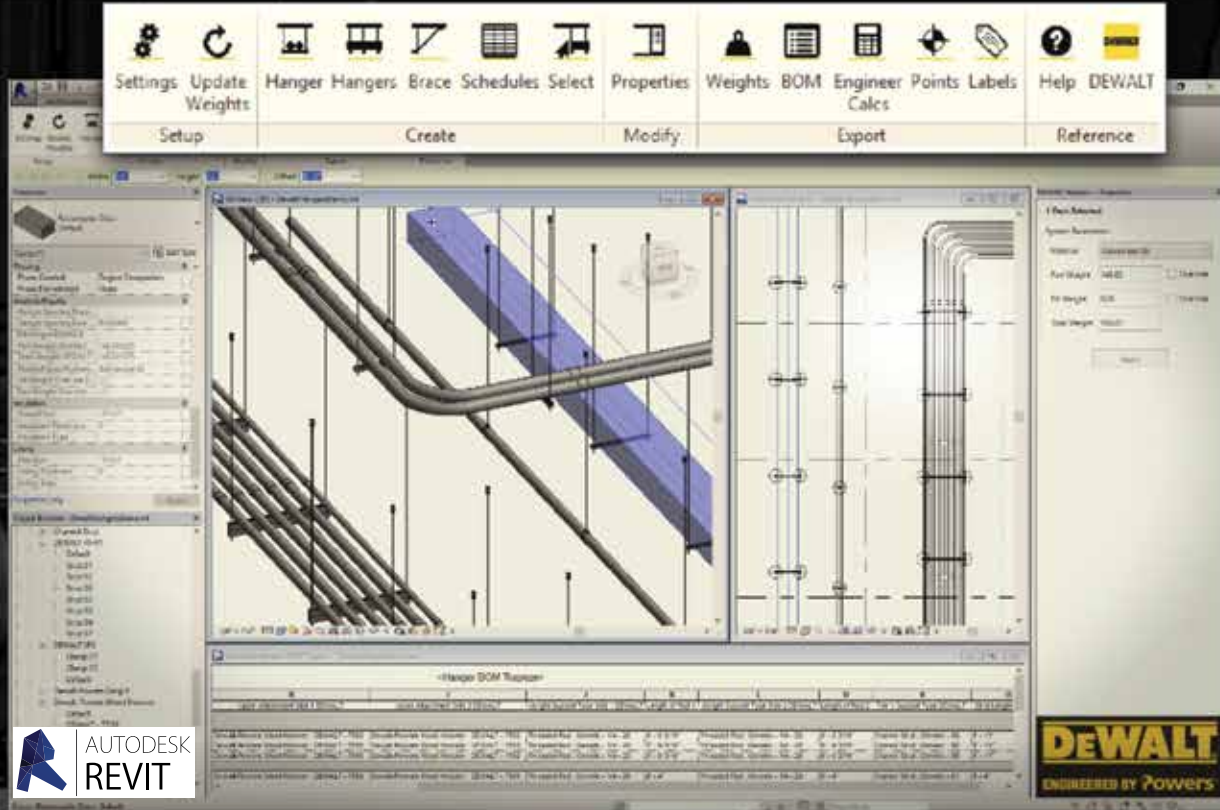
HangerWorks
SOFTWARE

- Automated Placement and Design for MEP Hangers
- Calculates point loads based on system material and content.
- Performs true cost benefit analysis on design selections

DESIGN SOFTWARE

For more information visit: DEWALT.com

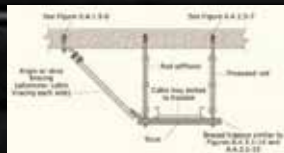
701 E. Joppa Road • Towson, MD 21286 • (800) 524-3244 • engineering@powers.com



Live Instructional Webinars Scheduled Every Wednesday

DEWALT HangerWorks plug-in for Autodesk Revit is a tool that automates the placement and engineering design of hangers and seismic bracing for MEP systems such as duct, pipe, conduit and cable tray. Prefabrication sheets, bill of materials, total station layout points and engineering reports such as point load calculations are included.

Point Loads and Seismic



Scheduling and BOMs

Layout



Prefabrication



For additional information or to get started using HangerWorks contact: DWGTP@gogtp.com

701 E. Joppa Road • Towson, MD 21286 • (800) 524-3244 • engineering@powers.com

CORDED POWER TOOLS



RECIPROCATING SAWS



13 Amp Reciprocating Saw Kit



12 Amp Reciprocating Saw



12 Amp Compact Reciprocating Saw



10 Amp Reciprocating Saw

SPECIFICATIONS

	DW311K	DWE305	DWE357	DWE304
Amps	13 Amps	12 Amps	12 Amps	10 Amps
Strokes/Min	0-2,700 spm	0-2,900 spm	0-3,000 spm	0-2,800 spm
Stroke Length	1-1/8"	1-1/8"	1-1/8"	1-1/8"
Keyless Blade Clamp	Twist	Yes, 4-Position	Yes, 4-Position	Yes, 4-Position
Shoe Type	Adjustable & Pivoting	Fixed	Pivoting	Fixed
Variable-Speed Trigger	Yes	Yes	Yes	Yes
Variable-Speed Dial	Yes	No	No	No
Orbital Action	Yes	No	No	No

CIRCULAR SAWS



7-1/4" (184 mm) Worm Drive Circular Saw



7-1/4" (184 mm) Lightweight Circular Saw



7-1/4" (184 mm) Lightweight Circular Saw w/ Electric Brake



Dust Collection Adapter

SPECIFICATIONS

	DWS535B	DWE575	DWE575SB	DWE575DC
Amps	15 Amps	15 Amps	15 Amps	-
Max Watts Out	2,100 W	1,950 W	1,950 W	-
No Load Speed	4,800 rpm	5,200 rpm	5,200 rpm	-
Bevel Capacity	53°	57°	57°	-
Bevel Stops	45° / 22.5°	45° / 22.5°	45° / 22.5°	-
Rear Pivot	No	No	No	-
Electric Brake	Yes	No	Yes	-
Blade Diameter	7-1/4"	7-1/4"	7-1/4"	-
Depth Of Cut At 90°	2-7/16"	2.55"	2.55"	-
Depth Of Cut At 45°	1-7/8"	1-7/8"	1-7/8"	1-7/8"
Includes	Carbide tipped blade and blade wrench	Carbide tipped 7-1/4" blade and blade wrench	Carbide tipped 7-1/4" blade and blade wrench	Replacement lower guard lever and fastening screws (3)

JIG SAWS



Variable Speed Top-Handle Jig Saw Kit



Compact Jig Saw Kit

SPECIFICATIONS

	DW331K	DW317K
Amps	6.5 Amps	5.5 Amps
Strokes/Min	500-3,100 spm	0-3,100 spm
Stroke Length	1"	1"
Keyless Blade Clamp	Yes	Yes
Dust Blower	Yes	Yes
Orbital Action	4-position	4-position
Tool Weight	6.4 lbs	6.2 lbs

MULTI-TOOL



Oscillating Multi-Tool Kit

SPECIFICATIONS

	DWE315K
Amps	3.0 Amps
Oscillations/Min	0-22,000 opm
Variable Speed	Yes
Keyless Accessory Change	Yes
LED Light	Yes
Oscillation Angle	1.6°
Tool Weight	3.1 lbs
Includes	29 accessory pieces

SCROLL SAW



20" (50.8 mm) Variable-Speed Scroll Saw

SPECIFICATIONS

	DW788
Amps	1.3 Amps
Strokes/Min	400-1,750 spm
Stroke Length	3/4"
Depth of Cut (inches)	2"
Tool Weight	56 lbs
Includes	Hex wrench and blades

SCROLL SAW ATTACHMENTS



DW7880 - Scroll Saw Stand



DW7881 - Scroll Saw Worklight



TILE SAWS



10" (254 mm)
Wet Tile Saw



10" (254 mm)
Wet Tile Saw w/ Stand

SPECIFICATIONS	D24000	D24000S
Amps	15 Amps	15 Amps
Blade Diameter	10"	10"
Max Rip Capacity	24" Tile	24" Tile
Diagonal Cut Capacity	18" Tile	18" Tile
Plunge Feature	Yes	Yes
Max. Depth of Cut	3-1/8"	3-1/8"
Integrated 45° Miter	Yes	Yes
Integrated 22.5° Miter	Yes	Yes
Length	34"	34"
Tool Weight	69 lbs	69 lbs

TILE SAW ATTACHMENT

D24001 – Wet Tile Saw Stand



HANDHELD TILE SAW



4-3/8" (111.1 mm)
Wet/Dry Handheld Tile Saw

SPECIFICATIONS	DWC860W
Amps	10.8 Amps
Bevel Capacity	45°
No Load Speed	13,000 rpm
Arbor Size	20 mm
Tool Weight	6.6 lbs
Includes	12' Water line and regulator, 4-3/8" DeWALT diamond blade and 2 wrenches

TABLE SAWS

NOTE: For Cordless Table Saws - see page 19



10" (254 mm) Compact Job Site Table Saw with Site-Pro™ Modular Guarding System



10" (254 mm) Job Site Table Saw with Site-Pro™ Modular Guarding System



10" (254 mm) Compact Job Site Table Saw with Rolling Stand



10" (254 mm) Jobsite Table Saw with Guard Detect and Rolling Stand

SPECIFICATIONS	DWE7480	DWE7490X	DWE7491RS	DWE7499GD
Amps	15 Amps	15 Amps	15 Amps	15 Amps
No Load Speed	4,800 rpm	4,800 rpm	4,800 rpm	4,800 rpm
Blade Diameter	10"	10"	10"	10"
Arbor Size	5/8"	5/8"	5/8"	5/8"
Dust Port Diameter	2-1/2"	2-1/2"	2-1/2"	2-1/2"
Depth of Cut at 90°	3-1/8"	3-1/8"	3-1/8"	3-1/8"
Depth of Cut at 45°	2-1/4"	2-1/4"	2-1/4"	2-1/4"
Max Rip to Right of Blade	24"	28"	32-1/2"	32-1/2"
Max Rip to Left of Blade	12"	16-1/2"	22"	22"
Max Width of Dado	N/A	13/16"	13/16"	13/16"
Includes	Miter gauge, push stick, 10" 24T carbide blade and blade guard	Miter gauge, push stick, 10" 24T carbide blade, blade guard and folding table saw stand	Miter gauge, push stick, 10" 24T carbide blade, blade guard and rolling table saw stand (DWE7491)	Miter gauge, push stick, 10" 24T carbide blade, blade guard and rolling table saw stand (DWE7491)

PORTABLE TABLE SAW ATTACHMENTS



DW7444 – Dado Throat Plate for DW744X



DW7440RS – Rolling Table Saw Stand for DW744X



DW7451# – Table Saw Stand for DW745, DWE7480, DCS7485
**Available through service only*



DWE7402DI – Dado Throatplate for 10" Portable Table Saw - (DWE7490X, DWE7491RS and DWE7499GD)



DWE74911 – Rolling Table Saw Stand

TRACK SAWS

NOTE: For Cordless Track Saws - see page 16



6-1/2" (165 mm)
TrackSaw™ Kit



TrackSaw™ Kit
with 59" (149 cm) Track

SPECIFICATIONS	DWS520K	DWS520SK
Power	12 Amp, 1300 W	12 Amp, 1300 W
No Load Speed	1,750 - 4,000 rpm	1,750 - 4,000 rpm
Blade Diameter	6-1/2"	6-1/2"
Bevel Capacity	47°	47°
Max. Cut at 90°	2-1/8"	2-1/8"
Max. Cut at 45°	1-5/8"	1-5/8"
Weight	11.5 lbs	11.5 lbs
Includes	6-1/2" (20 mm arbor size) 48T ultra fine finishing blade and blade wrench	6-1/2" (20 mm arbor size) 48T ultra fine finishing blade, 59" Track and blade wrench

TRACK SAW ATTACHMENTS



DW5240 – Precision ground woodworking blade for TrackSaw™ System - 40T



DWS5026 – TrackSaw™ Track Clamps



DW5258 – Precision ground woodworking blade for TrackSaw™ System - 48T



DWS5029 – TrackSaw™ Replacement Zero-clearance Anti Splinter Strip



DWS5020 – 46" (116.8 cm) TrackSaw™ Track



DWS5031 – TrackSaw™ Router Adapter



DWS5022 – 59" (149.8 cm) TrackSaw™ Track



DWS5032 – TrackSaw™ Replacement Friction Strip



DWS5023 – 102" (259 cm) TrackSaw™ Track



DWS5033 – TrackSaw™ Track Connector



DWS5025 – TrackSaw™ Track Bag



DWS5028 – TrackSaw™ Miter Gauge

MITER SAWS FLEXVOLT



FLEXVOLT® 120V MAX* 12" Double Bevel Compound Sliding Miter Saw Kit



FLEXVOLT® 120V MAX* 12" Double Bevel Compound Sliding Miter Saw Kit



FLEXVOLT® 120V MAX* 12" Double Bevel Compound Sliding Miter Saw

SPECIFICATIONS

	DHS790AT2	DHS790T2	DHS790AB
Volts	120V MAX*	120V MAX*	120V MAX*
No Load Speed / Amps	3,800 rpm / 15 amps	3,800 rpm / 15 amps	3,800 rpm / 15 amps
Blade Diameter	12"	12"	12"
Arbor Size	1"	1"	1"
Horizontal Capacity (Max with Back Fence)	13-3/4" (16")	13-3/4" (16")	13-3/4" (16")
Vertical Capacity	6-3/4"	6-3/4"	6-3/4"
Vertically Nested Capacity	7-1/2"	7-1/2"	7-1/2"
Weight	56 lbs	56 lbs	56 lbs
Charger/Batteries	Dual Port Fast Charger, (2) 20V/60V MAX* Lithium Ion (6.0 Ah)	Dual Port Fast Charger, (2) 20V/60V MAX* Lithium Ion (6.0 Ah)	Sold Separately
Includes	12" Blade, 120V AC adapter, Dust Bag, Blade Wrench	12" Blade, Dust Bag, Blade Wrench	12" Blade, 120V AC adapter, Dust Bag, Blade Wrench



FLEXVOLT® 120V MAX* 12" Double Bevel Compound Miter Saw Kit



FLEXVOLT® 120V MAX* 12" Double Bevel Compound Miter Saw Kit



FLEXVOLT® 120V MAX* 12" Double Bevel Compound Miter Saw

SPECIFICATIONS

	DHS716AT2	DHS716T2	DHS716AB
Volts	120V MAX*	120V MAX*	120V MAX*
No Load Speed / Amps	3,800 rpm / 15 amps	3,800 rpm / 15 amps	3,800 rpm / 15 amps
Blade Diameter	12"	12"	12"
Arbor Size	1"	1"	1"
Horizontal Capacity (Max with Back Fence)	2" x 8" (2" x 10")	2" x 8" (2" x 10")	2" x 8" (2" x 10")
Vertical Capacity	6-1/2"	6-1/2"	6-1/2"
Vertically Nested Capacity	6-5/8"	6-5/8"	6-5/8"
Weight	44 lbs	44 lbs	44 lbs
Charger/Batteries	Dual Port Fast Charger, (2) 20V/60V MAX* Lithium Ion (6.0 Ah)	Dual Port Fast Charger, (2) 20V/60V MAX* Lithium Ion (6.0 Ah)	Sold Separately
Includes	12" Blade, 120V AC adapter, Dust Bag, Blade Wrench	12" Blade, Dust Bag, Blade Wrench	12" Blade, 120V AC adapter, Dust Bag, Blade Wrench

MITER SAWS



12" (305 mm) Double Bevel Sliding Compound Miter Saw



10" (254 mm) Double Bevel Sliding Compound Miter Saw



12" (305 mm) Double Bevel Compound Miter Saw with Light

SPECIFICATIONS

	DWS780	DW717	DW716XPS
Amps	15 Amps	15 Amps	15 Amps
No Load Speed	3,800 rpm	4,000 rpm	3,800 rpm
Blade Diameter	12"	10"	12"
Arbor Size	5/8" or 1"	5/8"	5/8" or 1"
Vertical Capacity	6-3/4"	6" Left - 3-1/2" Right"	6-1/2"
Vertically Nested Capacity	7-1/2"	6 1/4"	6-5/8"
Horizontal Capacity (MAX with back fence)	16"	14"	8" (10" with back fence)
Includes	XPS light, Carbide blade, blade wrench, dust bag and vertical material clamp	Carbide blade, blade wrench, dust bag and vertical material clamp	Carbide blade, dust bag and blade wrench

MITER SAWS



12" (305 mm) Double Bevel Compound Miter Saw



12" (305 mm) Single Bevel Compound Miter Saw



10" (254 mm) Single Bevel Miter Saw

SPECIFICATIONS	DW716	DW715	DW713
Amps	15 Amps	15 Amps	15 Amps
No Load Speed	3,800 rpm	4,000 rpm	5,000 rpm
Blade Diameter	12"	12"	10"
Arbor Size	5/8" or 1"	5/8" or 1"	5/8"
Vertical Capacity	6-1/2"	6-1/2"	3-1/2"
Vertically Nested Capacity	6-5/8"	5-1/4"	4-1/2"
Horizontal Capacity	8" (10" with back fence)	8"	6"
Includes	Carbide blade, dust bag and blade wrench	Carbide blade, dust bag and blade wrench	Carbide blade, dust bag and blade wrench

MITER SAW STANDS



Miter Saw Stand



Compact Miter Saw Stand



Work Stand



Work Stand with Miter Saw Mounting Brackets



Rolling Miter Saw Stand

SPECIFICATIONS	DWX723	DWX724	DWX725	DWX725B	DWX726
Support Width	Up to 150"	Up to 100"	Up to 36"	Up to 36"	Up to 96"
Max. Capacity	500 lbs	500 lbs	1,000 lbs	1,000 lbs	300 lbs
Unit Weight	35 lbs	30 lbs	15.4 lbs	17.1 lbs	67 lbs
Includes	(2) Convertible work supports/stops and (2) mounting brackets	(2) Convertible work supports/stops and (2) mounting brackets	-	(2) Mounting brackets	-

MITER SAW/STAND ATTACHMENTS



DW7027 – Wide Roller Material Support



DW7080^{*} – Extension Kit (for DW712, DW713, DW715, DW716, DW717 & DW718)



DW7028 – Miter Saw Stand Extension Support



DW7082 – Vertical Clamp (for DW712, DW713, DW715, DW716, DW717 & DW718)



DW7029 – Wide Miter Saw Stand Material Support and Stop



DW7084 – Crown Stops (for DW712, DW713, DW715, DW716, DW717, DW718 & DWS780)



DW7053 – Dust Bag (for all DeWALT Miter Saws)



DW7231 – Miter Saw Workstation Tool Mounting Brackets (for DWX723, DWX724 and DWX725 stands)



DW7055 – Miter Saw Replacement Kerf Plate (for DW715 & DW716)



DW7232 – Miter Saw Workstation Work Piece Support and Length Stop (for DWX723 and DWX724 stands)



*Available through service only

SCREW GUNS



**5,300 rpm
High Speed VSR
Drywall Screw Gun**



**4,000 rpm
Lightweight VSR
Drywall Screw Gun**



**4,000 rpm
VSR Drywall
Screw Gun**



**2,500 rpm
VSR All-Purpose
Screw Gun**



**2,500 rpm
Heavy-Duty VSR
All-Purpose Scrugun**

SPECIFICATIONS

	DW255	DW252	DW272/W/WT	DW257	DW276
Amps	6.0 Amps	6.0 Amps	6.3 Amps	6.2 Amps	6.5 Amps
No Load Speed	0 - 5,300 rpm	0 - 4,000 rpm	0 - 4,000 rpm	0 - 2,500 rpm	0 - 2,500 rpm
Clutch	Standard	Standard	Standard	Standard	Standard
Max Torque	60 in-lbs	60 in-lbs	81 in-lbs	132 in-lbs	132 in-lbs
Max Fastener Size	#8	#8	#8	#12	#14
Tool Weight	2.9 lbs	2.8 lbs	3.1 lbs	3.5 lbs	3.6 lbs
Includes	-	-	W = 50' cord WT = 50' twist lock cord	-	-



**2,000 rpm
VSR VERSA-CLUTCH™
Screw Gun**



**2,500 rpm
VSR VERSA-CLUTCH™
Screw Gun**



**1,000 rpm
VSR VERSA-CLUTCH™
Screw Gun**



**2,500 rpm VSR
Positive-Clutch Screw Gun
with 1/4\"**



**2,500 rpm VSR
Positive-Clutch Screw Gun
with Threaded Clutch Housing**

SPECIFICATIONS

	DW267	DW268	DW269	DW281	DW284
Amps	6.5 Amps	6.5 Amps	6.5 Amps	6.5 Amps	6.5 Amps
No Load Speed	0 - 2,000 rpm	0 - 2,500 rpm	0 - 1,000 rpm	0 - 2,500 rpm	0 - 2,500 rpm
Clutch	VERSA-CLUTCH™ System	VERSA-CLUTCH™ System	VERSA-CLUTCH™ System	Positive	Positive
Max Torque	164 in-lbs	132 in-lbs	344 in-lbs	132 in-lbs	132 in-lbs
Max Fastener Size	#14	#14	#14	#14	#14
Tool Weight	3.7 lbs	3.7 lbs	3.7 lbs	3.4 lbs	3.3 lbs

IMPACT WRENCHES



1/2\"



1/2\"



3/4\"



3/4\"

SPECIFICATIONS

	DW292/K*	DW293	DW294	DW297
Amps	7.5 Amps	7.5 Amps	7.5 Amps	7.5 Amps
No Load Speed	2,100 rpm	2,100 rpm	2,100 rpm	1,600 rpm
Max. Torque	345 ft-lbs	345 ft-lbs	345 ft-lbs	434 ft-lbs
Impacts/Min	2,700 ipm	2,700 ipm	2,700 ipm	1,800 ipm
Anvil Type	Detent Pin	Hog Ring	Detent Pin	Detent Pin
Tool Length	11-1/4"	11-1/4"	11-1/4"	13"
Tool Weight	7.0 lbs	7.0 lbs	7.0 lbs	11.0 lbs
Includes	-	-	-	360° side handle

* (K) Includes Kitbag

CUT-OUT TOOL



Cut-Out Tool

SPECIFICATIONS

	DW660
Amps	5.0 Amps
No Load Speed	30,000 rpm
Collet Diameter	1/8", 1/4"
Adjustable Guide	Yes
Spindle Lock	Yes
Tool Length	10"
Tool Weight	3.2 lbs
Includes	(1) drywall cutting bit and 1/4", 1/8" collets

1/2" VSR DRILLS



1/2\"



1/2\"



1/2\"



1/2\"



1/2\"



1/2\"

SPECIFICATIONS

	DW215G	DW216G	DW210G	DW246	DW245	DW235G
Chuck Size	1/2"	1/2"	1/2"	1/2"	1/2"	1/2"
Amps	10 Amps	10.5 Amps	10 Amps	7.8 Amps	7.8 Amps	8.5 Amps
No Load Speed	0 - 1,200 rpm	0 - 1,200 rpm	0 - 1,200 rpm	0 - 600 rpm	0 - 600 rpm	0 - 850 rpm
Max Watts Out	980 W	1100 W	980 W	600 W	600 W	600 W
Keyless Chuck	Yes	No	No	Yes	No	Yes
Capacity In Wood (Spade Bit)	1-1/2"	1-1/2"	1-1/2"	1-1/2"	1-1/2"	1-1/2"
Capacity In Wood (Auger Bit)	1-1/2"	1-1/2"	1-1/2"	1-1/2"	1-1/2"	1-1/8"
Capacity In Steel (Twist Bit)	1/2"	1/2"	1/2"	1/2"	1/2"	1/2"
Capacity In Steel (Hole Saw)	2"	2"	2"	2-3/4"	2-3/4"	1-1/2"
Tool Weight	5.2 lbs	5.2 lbs	4.9 lbs	4.4 lbs	4.4 lbs	4.2 lbs
Includes	360° locking side handle	360° locking side handle	360° locking side handle and chuck key with holder	360° side handle	360° side handle and chuck key with holder	360° side handle and chuck key with holder

3/8" VSR DRILLS



SPECIFICATIONS	DWD115K	DWD112	DWD110K	DW223G	DW222	DWE1014	DW160V
Chuck Size	3/8"	3/8"	3/8"	3/8"	3/8"	3/8"	3/8"
Keyless Chuck	Yes	Yes	Yes	No	Yes	No	No
Amps	8.0 Amps	8.0 Amps	8.0 Amps	7.0 Amps	6.7 Amps	7.0 Amps	4.0 Amps
No Load Speed	0 - 2,500 rpm	0 - 2,500 rpm	0 - 2,500 rpm	0 - 1,200 rpm	0 - 1,200 rpm	0 - 2,800 rpm	0 - 1,200 rpm
Max Watts Out	650 W	650 W	650 W	560 W	520 W	440 W	200 W
Capacity In Wood (Spade Bit)	1"	1"	1"	1-1/4"	1-1/4"	1"	1-1/8"
Capacity In Wood (Hole Saw)	1-1/8"	1-1/8"	1-1/8"	2-1/8"	2-1/8"	1-1/8"	1-1/8"
Capacity In Steel (Twist Bit)	3/8"	3/8"	3/8"	3/8"	3/8"	3/8"	3/8"
Tool Weight	4.1 lbs	4.1 lbs	4.1 lbs	3.6 lbs	3.3 lbs	3.6 lbs	3.75 lbs
Includes	-	-	-	Chuck key with holder	-	Chuck key	Chuck key with holder

1/4" VSR DRILL



1/4" (6.3 mm) VSR Drill

SPECIFICATIONS	DW217
Chuck Size	1/4"
Amps	6.7 Amps
No Load Speed	0 - 4,000 rpm
Max Watts Out	510 W
Keyless Chuck	No
Capacity In Wood (Spade Bit)	3/4"
Capacity In Wood (Hole Saw)	N/A
Capacity In Steel (Twist Bit)	1/4"
Tool Weight	3.2 lbs
Includes	Chuck key with holder

MAGNETIC DRILL PRESS



2" (50.8 mm) 2-Speed Magnetic Drill Press

SPECIFICATIONS	DWE1622K
Cutter Accepted	3/4" Weldon
Amps	10 Amps
No Load Speed	300/450 rpm
Twist Bit Capacity (diameter)	13/16"
Annular Cutter Capacity (diameter)	2"
Legth of Travel	4"
Drillpoint Pressure @ 1/2" Steel Plate (12 mm)	741 lbs
Cord Length	8
Overload Protection	Yes
Tool Height	14.25"
Tool Weight	35 lbs

ELECTRONIC CLUTCH DRILL



1/2" (12.7 mm) VSR Pistol Grip Drill with E-Clutch® Anti-Lock Control

SPECIFICATIONS	DWD220
Chuck Size	1/2"
Amps	10.5 Amps
No Load Speed	0 - 1,200 rpm
Max Watts Out	1100 W
Keyless Chuck	No
E-Clutch	Yes
Capacity In Wood (Spade Bit)	1-1/2"
Capacity In Wood (Auger Bit)	1-1/2"
Capacity In Steel (Twist Bit)	1/2"
Capacity In Steel (Hole Saw)	2"
Tool Weight	4.9 lbs
Includes	360° side handle and chuck key w/ holder

1/2" SPECIALTY DRILLS



1/2" (12.7 mm) VSR Stud & Joist Drill w/ Clutch and Bind-Up Control® System



1/2" (12.7 mm) VSR Stud & Joist Drill w/ Clutch



1/2" (12.7 mm) Stud & Joist Drill



1/2" (12.7 mm) Spade Handle Drill

SPECIFICATIONS	DWD460/K*	DWD450	DW124/K*	DW130V
Chuck Size	1/2"	1/2"	1/2"	1/2"
Amps	11 Amps	11 Amps	11.5 Amps	9.0 Amps
No Load Speed	0-330 / 0-1,300 rpm	0-330 / 0-1,300 rpm	300 / 1,200 rpm	0 - 550 rpm
Max Watts Out	1015 W	1015 W	850 W	600 W
Kit Box	No/Yes	No	No/Yes	No
Mechanical Clutch**	E-Clutch®	Yes	Yes	No
Capacity In Wood (Auger Bit)	1-1/2"	1-1/2"	1-1/2"	1-1/2"
Capacity In Steel (Twist Bit)	1/2"	1/2"	1/2"	1/2"
Capacity In Steel (Hole Saw)	5"	5"	5"	3"
Tool Weight	11.7 lbs	11.2 lbs	13.5 lbs	7.5 lbs
Includes	2-position side handle, bail handle and chuck key with holder	2-position side handle, bail handle and chuck key with holder	2-position side handle, bail handle and chuck key with holder	3-position side handle, 2-position rear spade handle and chuck key with holder

* (K) Includes Kitbox ** In low speed

HAMMER DRILLS



1/2" (12.7 mm)
VSR Dual Range
Hammerdrill



1/2" (12.7 mm)
VSR Single Speed
Hammerdrill



1/2" (12.7 mm)
VSR Pistol Grip
Hammerdrill



1/2" (12.7 mm)
VSR Pistol Grip
Hammerdrill Kit



1/2" (12.7 mm)
VSR Mid-Handle Grip
Hammerdrill Kit



1/2" (12.7 mm)
Single Speed
Hammer Drill

SPECIFICATIONS	DW505/K	DW511	DWD520	DWD520K	DWD525K	DWE5010
Amps	7.8 Amps	7.8 Amps	10 Amps	10 Amps	10 Amps	7.0 Amps
Max Watts Out	650 W	650 W	980 W	980 W	980 W	550 W
No Load Speed	0-1,100 / 0-2,700 rpm	0-2,700 rpm	0-1,200 / 0-3,500 rpm	0-1,200 / 0-3,500 rpm	0-1,200 / 0-3,500 rpm	0-2,800 rpm
Blows/Min	0-19,000 / 0-46,000 bpm	0-46,000 bpm	0-56,000 bpm	0-56,000 bpm	0-56,000 bpm	0-47,600 bpm
Capacity In Steel	1/2"	1/2"	1/2"	1/2"	1/2"	1/2"
Capacity In Wood	1-1/2"	1-1/4"	1-1/2"	1-1/2"	1-1/2"	1-1/4"
Concrete Optimum	5/32" - 3/8"	5/32" - 3/8"	5/32" - 7/16"	5/32" - 7/16"	5/32" - 7/16"	5/32" - 3/8"
Kit Box	No	No	No	Yes	Yes	No
Tool Length	13"	11-1/2"	14"	14"	13"	10.3"
Tool Weight	4.8 lbs	4.3 lbs	6.0 lbs	6.0 lbs	6.0 lbs	3.7 lbs
Includes	360° side handle, depth rod and chuck key	360° side handle, depth rod and chuck key	360° side handle, steel depth rod and chuck key	360° side handle, steel depth rod and chuck key	360° side handle, steel depth rod and chuck key with holder	360° side handle, steel depth rod and chuck key with holder

SDS+ ROTARY HAMMERS



1" (25 mm) Pistol Grip
SDS+ Hammer



20V MAX* XR 1" SDS+
D-Handle Rotary Hammer Kit



1" (25 mm)
SDS+ Hammer



1-1/8" (28.5 mm)
SDS+ Hammer

SPECIFICATIONS	D25133K	DCH133M2	D25262K	D25263K
Volts	Corded	20V Max*	Corded	Corded
Chuck Type	SDS+	SDS+	SDS+	SDS+
No Load Speed	0 - 1,500 rpm	0-1,100 rpm	0 - 1,500 rpm	0 - 1,450 rpm
Blows/Min	0 - 5,500 bpm	0-4,600 bpm	0 - 5,540 bpm	0 - 5,350 bpm
Impact Energy*	2.6 J	2.6 J	2.8 J	3.0 J
Vibration Measurement	15.4 m/s ²	N/A	9.6 m/s ²	9.8 m/s ²
Vibration Control	No	No	Yes - SHOCKS™	Yes - SHOCKS™
Torque Control	Integral Clutch	Integral Clutch	Integral Clutch	Integral Clutch
Chipping	Yes	Yes	Yes	Yes
Concrete Optimum	5/32" - 5/8"	5/32" - 5/8"	5/32" - 5/8"	1/4" - 3/4"
Weight	5.7 lbs	5 lbs	6.6 lbs	6.6 lbs
Charger / Batteries	N/A	Charger / (2) 20V MAX* XR Lithium Ion (4.0 Ah)	N/A	N/A
Includes	360° side handle with depth rod	360° side handle with depth rod	360° side handle with depth rod	360° side handle with depth rod



20V MAX* XR® SDS+
1" L-Shape Rotary
Hammer Kit



20V MAX* XR® SDS+ 1"
L-Shape Rotary Hammer Kit
with On Board Dust Extractor



20V MAX* XR® SDS+
1-1/8" L-Shape Rotary
Hammer Kit



20V MAX* XR® SDS+
1-1/8" L-Shape Rotary
Hammer Kit

SPECIFICATIONS	DCH273P2	DCH273P2DH0	DCH293R2	DCH293X2
Volts	20V MAX*	20V MAX*	20V MAX*	20V MAX*
Chuck Type	SDS+	SDS+	SDS+	SDS+
No Load Speed	0-1,100 rpm	0-1,100 rpm	0-1,000 rpm	0-1,000 rpm
Blows/Min	0-4,600 bpm	0-4,600 bpm	0-4,480 bpm	0-4,480 bpm
Impact Energy**	2.1 J	2.1 J	3.5 J	3.5 J
Vibration Measurement	6.6 m/s ²	6.6 m/s ²	7.5 m/s ²	7.5 m/s ²
Vibration Control	Yes - SHOCKS™	Yes - SHOCKS™	Yes - SHOCKS™	Yes - SHOCKS™
Torque Control	Integral Clutch	Integral Clutch	E-Clutch	E-Clutch
Chipping	Yes	Yes	Yes	Yes
Concrete Optimum	5/32" - 1/2"	5/32" - 1/2"	5/8" - 7/8"	5/8" - 7/8"
Weight	6.8 lbs	9.88 lbs	8.2 lbs	8.2 lbs
Charger / Batteries	Fast Charger / (2) 20V MAX* XR Lithium Ion (5.0 Ah)	Charger / (2) 20V MAX* XR Lithium Ion (5.0 Ah)	Fast Charger / (2) 20V MAX* XR Lithium Ion (6.0 Ah)	Fast Charger / (2) 20V/60V MAX* Lithium Ion (9.0 Ah)
Includes	360° side handle with depth rod	360° side handle with depth rod	360° side handle with depth rod	360° side handle with depth rod

**According to EPTA-Procedure 05/2009

SDS+ ROTARY HAMMERS



20V MAX* XR SDS+ 1-1/8" L-Shape Rotary Hammer Kit with On Board Dust Extractor



1-1/8" SDS+ Rotary Hammer Kit



1-1/8" SDS+ Rotary Hammer Kit with On Board Dust Extractor



1-1/8" (28.5mm) SDS+ L-Shape Rotary Hammer Kit

SPECIFICATIONS	DCH293R2DH	D25333K	D25333KDH	D25416K
Volts	20V MAX*	Corded	Corded	Corded
Chuck Type	SDS+	SDS+	SDS+	SDS+
No Load Speed	0-1,000 rpm	1-1,000 rpm	1-1,000 rpm	0-820 rpm
Blows/Min	0-4,480 bpm	0-4,480 bpm	0-4,480 bpm	0-4,700 bpm
Impact Energy*	3.5 J	3.5 J	3.5 J	4.2 J
Vibration Measurement	7.5 m/s ²	7.5 m/s ²	7.5 m/s ²	8.2 m/s ²
Vibration Control	Yes - SHOCKS™	Yes - SHOCKS™	Yes - SHOCKS™	Yes - SHOCKS™
Torque Control	E-Clutch	Integral Clutch	Integral Clutch	Integral Clutch
Chipping	Yes	Yes	Yes	Yes
Concrete Optimum	5/8" - 7/8"	3/16" - 7/8"	3/16" - 7/8"	5/32" - 7/8"
Weight	10 lbs	8.16 lbs	8.16 lbs	9.2 lbs
Charger / Batteries	Fast Charger / (2) 20V Max* XR Lithium Ion (6.0 Ah)	-	-	-
Includes	360° side handle with depth rod	360° side handle with depth rod	360° side handle with depth rod	360° side handle with depth rod

SDS MAX ROTARY HAMMERS



FLEXVOLT® 60V MAX* 1-9/16" SDS MAX Combination Hammer Kit



1-9/16" SDS MAX Combination Hammer Kit



1-3/4" (44.5 mm) SDS MAX Combination Hammer



1-3/4" (44.5 mm) SDS MAX Combination Hammer

SPECIFICATIONS	DCH481X2	D25481K	D25601K	D25603K
Volts	60V MAX*	Corded	Corded	Corded
Chuck Type	SDS MAX	SDS MAX	SDS MAX	SDS MAX
No Load Speed	0-540 rpm	0-540 rpm	210 - 415 rpm	210 - 415 rpm
Blows/Min	0-3,150 bpm	0-3,150 bpm	1,430 - 2,840 bpm	1,430 - 2,840 bpm
Impact Energy*	6.1 J	6.1 J	8.0 J	8 J
Vibration Measurement	9.4 m/s ²	9.4 m/s ²	9.1 m/s ²	9.1 m/s ²
Vibration Control	Yes - SHOCKS™	Yes - SHOCKS™	Yes - SHOCKS™	Yes - SHOCKS™
Chipping	Yes	Yes	Yes	Yes
Concrete Optimum	1/2" - 1-1/8"	1/2"-1-3/8"	1/2"-1-3/8"	5/32" - 7/8"
Weight	11.91 lbs	13 lbs	15.1 lbs	15.1 lbs
Charger / Batteries	Fast Charger / (2) 20V/60V MAX* Lithium Ion (9.0 Ah)	-	-	-
Includes	360° side handle with depth rod	360° side handle with depth rod	360° side handle with depth rod	360° side handle with depth rod



1-7/8" (47.6 mm) SDS MAX Combination Hammer Kit



1-7/8" (47.6 mm) SDS MAX Combination Hammer Kit



2" (50.8 mm) SDS MAX Combination Hammer Kit



2" (50.8 mm) SDS MAX Combination Hammer Kit

SPECIFICATIONS	D25721K	D25723K	D25761K	D25763K
Volts	Corded	Corded	Corded	Corded
Chuck Type	SDS MAX	SDS MAX	SDS MAX	SDS MAX
No Load Speed	137 - 275 rpm	137 - 275 rpm	125 - 250 rpm	125 - 250 rpm
Blows/Min	1,260 - 2,520 bpm	1,260 - 2,520 bpm	1,150 - 2,304 bpm	1,150 - 2,304 bpm
Impact Energy*	11 J	11 J	15.5 J	15.5 J
Vibration Measurement	7.8 m/s ²	7.8 m/s ²	9.3 m/s ²	9.3 m/s ²
Vibration Control	Yes - SHOCKS™	Yes - SHOCKS™	Yes - SHOCKS™	Yes - SHOCKS™
Torque Control	Integral Clutch	E-Clutch	Integral Clutch	E-Clutch
Chipping	Yes	Yes	Yes	Yes
Concrete Optimum	1"-1-5/8"	1"-1-5/8"	1" - 1-3/4"	1" - 1-3/4"
Weight	17.5 lbs	17.5 lbs	19.1 lbs	19.3 lbs
Charger / Batteries	-	-	-	-
Includes	360° side handle	360° side handle	360° side handle	360° side handle

*According to EPTA-Procedure 05/2009

CHIPPING HAMMERS



Compact SDS Chipping Hammer



SDS Max Chipping Hammer Kit



Spline Chipping Hammer Kit



SDS Max Chipping Hammer Kit

SPECIFICATIONS	D25330K	D25831K	D25851K	D25891K
Amps	6.3 Amps	13.5 Amps	13.5 Amps	15 Amps
Impact Energy*	2.8 J	8.0 J	8.0 J	15.5 J
Vibration Control	No	Yes - SHOCKS™	Yes - SHOCKS™	Yes - SHOCKS™
Vibration Measurement	17 m/s2	8.3 m/s2	8.3 m/s2	12.4 m/s2
Blows/Min	0 - 4,100 bpm	1,430 - 2,840 bpm	1,430 - 2,840 bpm	1,152 - 2,304 bpm
Variable Impact Control Dial	No	7 Settings	7 Settings	8 Settings
Chisel Rotation	Yes	Yes - Manual	Yes - Manual	Yes
Tool Length	11.5"	18.6"	18.6"	23"
Tool Weight	6.5 lbs	13.6 lbs	14 lbs	19 lbs
Limited Warranty - Service Contract	1 Yr.	2 Yr.	2 Yr.	2 Yr.
Includes	360° side handle	360° side handle	360° side handle	360° side handle

DEMOLITION HAMMERS



SDS MAX Demolition Hammer



SDS MAX Demolition Hammer Kit



3/4" (19 mm) Hex Demolition Hammer Kit



40 lb. Demolition Hammer

SPECIFICATIONS	D25899K	D25901K	D25941K	D25960K
Amps	14 Amps	14 Amps	15 Amps	15 Amps
Impact Energy*	17.9 J	19 J	22.5 J	35 J
Vibration Control	No	Yes - SHOCKS™	Yes - SHOCKS™	Yes - SHOCKS™
Vibration Measurement	11.5 m/s2	8.0 m/s2	9.0 m/s2	6.8 m/s2
Blows/Min	2,040 bpm	1,020 - 2,040 bpm	1,620 bpm	1,460 bpm
Variable Impact Control Dial	19 Settings	Yes	No	No
Chisel Rotation	One-step, 12 Positions	One-step, 12 Positions	One-step, 12 Positions	No
Tool Length	25.8"	26.8"	29.7"	30"
Tool Weight	21.2 lbs	23.4 lbs	27.2 lbs	40.5 lbs
Limited Warranty - Service Contract	1 Yr.	2 Yr.	2 Yr.	2 Yr.
Bit Type	SDS MAX	SDS MAX	3/4" Hex	1-1/8"
Includes	360° side handle	360° side handle	360° side handle	Bull point chisel and wheeled kit box

PAVEMENT BREAKER



Pavement Breaker



68 lb. Pavement Breaker with Wheel Cart



1-1/8" Hex Hammer Truck with Bits

SPECIFICATIONS	D25980	D25980K	D259804
Amps	15 Amps	15 Amps	-
Impact Energy*	62 J	62 J	-
Blows/Min	960 bpm	960 bpm	-
Vibration Control	Yes - SHOCKS™	Yes - SHOCKS™	-
Vibration Measurement	4.8 m/s2	4.8 m/s2	-
Tool Length	30.7"	30.7"	-
Tool Weight	68.3 lbs	129.3 lbs	61 lbs
Hand Truck	-	Multipurpose	Multipurpose
Limited Warranty - Service Contract	2 Yr.	2 Yr.	-
Includes	-	Hammer truck, flat foot plate for hammer truck, pegged foot plate for hammer truck, (1) bull point chisel, (1) 1" cold chisel and (1) 3" wide chisel	Hammer Truck, Bull Point Chisel, 1" Cold Chisel, and 3" Wide Chisel

SPLINE ROTARY HAMMERS



1-9/16" (25.9 mm) Spline Combination Hammer Kit



1-3/4" (44.5 mm) Spline Combination Hammer Kit

SPECIFICATIONS	D25553K	D25651K
Optimal Concrete Drilling	3/8" - 1-1/4"	1/2" - 1-3/8"
Amps	11 Amps	13.5 Amps
Impact Energy*	8.0 J	8.0 J
Vibration Control	No	Yes - SHOCKS™
No Load Speed	490 rpm	210 - 415 rpm
Blows/Min	3,300 bpm	1,430 - 2,840 bpm
Vibration Measurement	18.3 m/s2	9.1 m/s2
Clutch	Yes	Yes - 2 Stage
Tool Length	18.6"	18.6"
Tool Weight	14 lbs	15.5 lbs
Limited Warranty - Service Contract	1 Yr.	2 Yr.
Includes	360° side handle	360° side handle

DUST EXTRACTION FOR SDS ROTARY HAMMERS



OSHA Compliant Dust Box



1" SDS+ Cordless Dust Extractor



1-1/8" SDS+ Cordless Dust Extractor

SPECIFICATIONS

	DWH302DH	DWH303DH	DWH304DH
Compatible Tools	DWH303DH, DWH304DH	DCH273	DCH293
Filter Cleaning Mechanism	Yes	Yes	Yes



20V MAX* XR SDS+ 1" L-Shape Rotary Hammer Kit with On Board Dust Extractor



20V MAX* XR SDS+ 1-1/8" L-Shape Rotary Hammer Kit with On Board Dust Extractor



1-1/8" SDS+ Rotary Hammer Kit with On Board Dust Extractor

SPECIFICATIONS

	DCH273P2DHO	DCH293R2DH	D25333KDH
Volts	20V MAX*	20V MAX*	Corded
Chuck Type	SDS+	SDS+	SDS+
No Load Speed	0-1,100 rpm	0-1,000 rpm	1-1,000 rpm
Blows/Min	0-4,600 bpm	0-4,480 bpm	0-4,480 bpm
Impact Energy*	2.1 J	3.5 J	3.5 J
Vibration Measurement	6.6 m/s ²	7.5 m/s ²	7.5 m/s ²
Vibration Control	Yes - SHOCKS™	Yes - SHOCKS™	Yes - SHOCKS™
Chipping	Yes	Yes	Yes
Concrete Optimum	5/32" - 1/2"	5/8" - 7/8"	3/16" - 7/8"
Weight	9.88 lbs	8.2 lbs	8.16 lbs
Charger / Batteries	Charger / (2) 20V Max* XR Lithium Ion (5.0 Ah)	Fast Charger / (2) 20V Max* XR Lithium Ion (6.0 Ah)	-
Includes	360° side handle with depth rod	360° side handle with depth rod	360° side handle with depth rod



Large Hammer Dust Extraction - Hole Cleaning



Large Hammer Dust Extraction - Demolition



Large Hammer Dust Extraction - Chiseling

SPECIFICATIONS

	DWH050K	DWH052K	DWH053K
Application	Drilling (up to 2") & Hole Cleaning (3/8" and up)	Demolition	Chipping
Used With	All rotary hammers or hammerdrills	1-1/8" Demolition Hammers	DeWALT Spline, SDS Max, 3/4" Hex Chipping Hammers
Hose Port Inner Diameter	35 mm	35 mm	35 mm
Hose Port Outer Diameter	42 mm	42 mm	42 mm
Compatible with Universal Connector	Yes	Yes	Yes
Includes	5/16" hole cleaning tube, 9/16" hole cleaning tube, 1-1/2" hole drilling head attachment, 2" hole drilling head attachment and dust extractor body	Dust extractor base, (3) chisel nozzles and (3) tool adaptors	Dust extractor base, mounting bracket and mounting bracket strap



Dust Extractor Telescope w/ Hose for SDS Rotary Hammers

SPECIFICATIONS

	D25301D
Built-In Motor	N/A
2-Second Shut-Off Delay	N/A
Separate Vac Required	Yes
Fits DeWALT SDS Hammers	Corded & Cordless except D25413/D25416
Includes	Side handle



DUST EXTRACTORS



10 Gallon HEPA/RRP Wet/Dry Dust Extractor with Automatic Filter Cleaning



8 Gallon HEPA/RRP Wet/Dry Dust Extractor with Automatic Filter Clean

SPECIFICATIONS

	DWV012	DWV010
Tank Size	10 gal	8 gal
Amps	15 Amps	15 Amps
Max cfm	155 cfm	150 cfm
Max Water Lift	85"	85"
Size (L x H x W)	23.5 x 27.2 x 18.5	20 x 20 x 19
Weight	33.5 lbs	21 lbs
Variable-Speed Dial	Yes	No
Power Cord	8'	8'
Hose Diameter	1-1/4"	1-1/4" - 2-1/2"
Hose Length	15'	15'
Limited Warranty	1 Yr.	1 Yr.
Includes	(2) HEPA filters and 15' Anti-static hose	(2) HEPA filters and 15' Anti-static hose

DUST EXTRACTOR ACCESSORIES



DWV9314 – 8' x 2-1/2" Hose for DWV010 Dust Extractors



DWV9315 – 15' Kink Hose for DeWALT Dust Extractors



DWV9316 – 15' Anti Static Hose for DeWALT Dust Extractors



DWV9320 – Replacement HEPA Filter (2 Pack) for DWV012 Type 1



DWV9400 – Disposable Plastic Liner (5 Pack) for DeWALT Dust Extractors



DWV9401 – Paper Bag (5 Pack) for DeWALT Dust Extractors



DWV9402 – Fleece Bag (5 Pack) for DeWALT Dust Extractors



DWV9330 – Replacement HEPA Filter (2 Pack) for DWV010 and DWV012 Type 2

DUST EXTRACTOR ATTACHMENTS



5 Piece Dust Extractor Accessory Kit



Beater Floor Brush Kit

SPECIFICATIONS

	DWV2759	DWV2759B
Includes	Floor Sweeper, Rubber Squeegees, Steel Extension Wands, Crevice Tool, and AirLock™ Adaptor	Beater Bar Floor Brush, Steel Extension Wands, and AirLock™ Adaptor



DUST EXTRACTOR CONNECTORS



Universal Quick Connector



Tapered Adapter



Tapered Adapter



Tapered Adapter

SPECIFICATIONS

	DWV9000	DWV9110	DWV9120	DWV9130
Diameter	Universal quick connector for DeWALT dust extractor	1.14" - 1.45" 29 mm - 37 mm (Outer Diameter)	1.37" - 1.54" 35 mm - 39 mm (Outer Diameter)	1.37" 35 mm (Outer Diameter)



Tapered Large Diameter Adapter



Angled Adapter



Permanent Adapter for 1" (25.4 mm) OD Port



Tool Adapter

SPECIFICATIONS

	DWV9140	DWV9150	DWV9160	DWV9170
Diameter	2.17" - 2.36" 55 mm - 60 mm (Outer Diameter)	1.37" (Outer Diameter) 35 mm	1" (Inner Diameter) 25.4 mm	1.25" (Outer Diameter) 31mm



Drywall Sander Dust Extractor Attachment



Large Hose Adapter



1-1/4" (31.7 mm) Hose Cord Clip

SPECIFICATIONS

	DWV9180	DWV9190	D279058CL
Diameter	Allows PORTER-CABLE® 7800 drywall sander to be connected to DeWALT dust extractors	Connects to 2-1/2" (57.2 mm) hose O.D. for use with DWV9000	1-1/4" (31.7 mm)

PORTER-CABLE® is a registered trademark of The Black & Decker Corporation

RIDGID® is a registered trademark of RIDGID, Inc.

Shop-Vac® is a registered trademark of Shop-Vac Corporation

SMALL ANGLE GRINDERS



4-1/2" (115 mm) Small Angle Grinder



4-1/2" (115 mm) Paddle Small Angle Grinder



4-1/2" (115 mm) Paddle Small Angle Grinder



4-1/2" (115 mm) Paddle Small Angle Grinder



4-1/2" (115 mm) Small Angle Grinder, Grounded

SPECIFICATIONS	DWE4011	DWE4012	DWE4120	DWE4120N	DWE402G
Amps	7.0 AC/DC Amps	7.5 AC/DC Amps	9.0 AC/DC Amps	9.0 AC/DC Amps	11 AC/DC Amps
Max Watts Out/ Max Horsepower	850 W / 1.14 HP	850 W / 1.14 HP	1,140 W / 1.5 HP	1,140 W / 1.5 HP	1,400 W / 1.8 HP
No Load Speed	12,000 rpm	12,000 rpm	12,000 rpm	12,000 rpm	11,000 rpm
Spindle Thread	5/8"-11	5/8"-11	5/8"-11	5/8"-11	5/8"-11
Switch Type	Slide	Paddle w/ lock-on	Paddle w/ lock-on	Paddle w/ No lock-on	Paddle w/ lock-on
Dust Ejection System	No	No	No	No	Yes
Tool-Free Flange System	Yes	Yes	Yes	Yes	Yes
E-Clutch [®] System/ Overload Protection	No	No	No	No	No
Tool Length (inches)	10-3/4"	10-5/8"	10-3/4"	10-3/4"	12"
Tool Weight (lbs)	3.9	3.9	3.9 lbs	3.9 lbs	4.6 lbs
Power Loss Reset	No	No	No	No	No
Lanyard Ready™	No	No	No	No	No



4-1/2" (115 mm) Small Angle Grinder



4-1/2" (115 mm) Small Angle Grinder



4-1/2" (115 mm) Small Angle Grinder w/ No Lock-On



6" (150mm) No Lock Paddle Cutoff Tool with Adjustable Cutoff Guard



6" (150mm) No Lock Trigger Grip Cutoff Tool with Adjustable Cutoff Guard

SPECIFICATIONS	DWE402K	DWE402	DWE402N	DWE46144N	DWE46166N
Amps	11 AC/DC Amps	11 AC/DC Amps	11 AC/DC Amps	13.0 AC Amps	13.0 AC Amps
Max Watts Out/ Max Horsepower	1,400 W / 1.8 HP	1,400 W / 1.8 HP	1,400 W / 1.8 HP	1700W / 2.3HP	1700W / 2.3HP
No Load Speed	11,000 rpm	11,000 rpm	11,000 rpm	9,000 rpm	9,000 rpm
Spindle Thread	5/8"-11	5/8"-11	5/8"-11	5/8"-11	5/8"-11
Switch Type	Paddle w/ lock-on	Paddle w/ lock-on	Paddle w/ No lock-on	Paddle	Trigger
Dust Ejection System	Yes	Yes	Yes	Yes	Yes
Tool-Free Flange System	Yes	Yes	Yes	Yes	Yes
E-Clutch [®] System/ Overload Protection	No	No	No	Yes	Yes
Tool Length (inches)	12"	12"	12"	16.5	16.5
Tool Weight (lbs)	4.6 lbs	4.6 lbs	4.6 lbs	6.8	7.0
Power Loss Reset	No	No	No	Yes	Yes
Lanyard Ready™	No	No	No	Yes	Yes



4-1/2" (115mm) - 5" (125mm) High Performance Trigger Grip Grinder



4-1/2" (115mm) - 5" (125mm) High Performance Trigger Grip Grinder



4-1/2" (115mm) - 5"(125mm) High Performance No Lock Trigger Grip Grinder



6" (150mm) High Performance Trigger Grip Grinder



6" (150mm) High Performance No Lock Trigger Grip Grinder

SPECIFICATIONS	DWE43113	DWE43115	DWE43115N	DWE43066	DWE43066N
Amps	13 Amps AC/DC	13.0 AC Amps	13.0 AC Amps	13.0 AC Amps	13.0 AC Amps
Max Watts Out/ Max Horsepower	1,700 W / 2.3HP	1,700 W / 2.3HP	1,700 W / 2.3HP	1,700 W / 2.3HP	1,700 W / 2.3HP
No Load Speed	9,000 rpm	11,000 rpm	11,000 rpm	9,000 rpm	9,000 rpm
Spindle Thread	5/8"-11	5/8"-11	5/8"-11	5/8"-11	5/8"-11
Switch Type	Trigger	Trigger	Trigger	Trigger	Trigger
Dust Ejection System	Yes	Yes	Yes	Yes	Yes
Tool-Free Flange System	Yes	Yes	Yes	Yes	Yes
E-Clutch [®] System/ Overload Protection	No	Yes	Yes	Yes	Yes
Tool Length (inches)	16.5	16.5	16.5	16.5	16.5
Tool Weight (lbs)	5.7	5.7	5.7	5.7	5.7
Power Loss Reset	No	Yes	Yes	Yes	Yes
Lanyard Ready™	No	No	Compatible*	No	Compatible*

*Lanyard Ready™ connection point available to add to tool as a service part.

SMALL ANGLE GRINDERS



6" (150mm) High Performance Trigger Grip Grinder



4-1/2" (115mm) - 5" (125mm) High Performance Paddle Switch Grinder



4-1/2" (115mm) - 5" (125mm) High Performance Paddle Switch Grinder with No Lock On



4-1/2" (115mm) - 5" (125mm) High Performance Slide Switch Grinder



6" (150mm) High Performance Paddle Switch Grinder

SPECIFICATIONS	DWE43116	DWE43114	DWE43114N	DWE43131	DWE43144
Amps	13 Amps AC/DC	13.0 AC Amps	13.0 AC Amps	13.0 AC Amps	13.0 AC Amps
Max Watts Out/ Max Horsepower	1,700 W / 2.3HP	1,700 W / 2.3HP	1,700 W / 2.3HP	1,700 W / 2.3HP	1,700 W / 2.3HP
No Load Speed	9,000 rpm	11,000 rpm	11,000 rpm	11,000 rpm	9,000 rpm
Spindle Thread	5/8"-11	5/8"-11	5/8"-11	5/8"-11	5/8"-11
Switch Type	Trigger	Paddle	Paddle No Lock-on	Slide	Paddle
Dust Ejection System	Yes	Yes	Yes	Yes	Yes
Tool-Free Flange System	Yes	Yes	Yes	Yes	Yes
E-Clutch® System/ Overload Protection	No	Yes	Yes	Yes	Yes
Tool Length (inches)	16.5	13	13	13	13
Tool Weight (lbs)	5.7	5.5	5.5	5.5	6.2
Power Loss Reset	No	Yes	Yes	Yes	Yes
Lanyard Ready™	No	No	Compatible*	No	No



6" (150mm) High Performance Paddle Switch Grinder with No Lock-On



6" (150mm) High Performance Slide Grinder



5" (125mm) / 6" (150mm) High Performance Tuckpoint/Cutting Grinder



5" (125mm) Surfacing Shroud Kit with Bail Handle

SPECIFICATIONS	DWE43144N	DWE43140	DWE46103	DWE46153
Amps	13.0 AC Amps	13.0 AC Amps	13.0 AC Amps	11.0 Amps AC/DC
Max Watts Out/ Max Horsepower	1,700 W/2.3HP	1,700 W/2.3HP	1700W/2.3HP	1400W
No Load Speed	9,000 rpm	9,000 rpm	9,000 rpm	11,000 rpm
Spindle Thread	5/8"-11	5/8"-11	5/8"-11	5/8"-11
Switch Type	Paddle No Lock-on	Slide	Slide	Slide
Dust Ejection System	Yes	Yes	Yes	Yes
Tool-Free Flange System	Yes	Yes	Yes	Yes
E-Clutch® System/ Overload Protection	Yes	Yes	Yes	No
Tool Length (inches)	13	13	16.5	12
Tool Weight (lbs)	6.2	6.2	8.5	6.5
Power Loss Reset	Yes	Yes	Yes	No
Lanyard Ready™	Compatible*	No	Yes	No

*Lanyard Ready™ connection point available to add to tool as a service part.

MEDIUM ANGLE GRINDERS



5" (125 mm) Medium Angle Grinder



7" (180 mm) Medium Angle Grinder

SPECIFICATIONS	DW831	DW840
Amps	12 AC/DC Amps	13 AC/DC Amps
Max Watts Out / Max Horsepower	1,837 W / 2.5 HP	2,250 W / 3.0 HP
No Load Speed	10,000 rpm	8,000 rpm
Use Accessories rpm Above	10,000 rpm	8,000 rpm
Spindle Lock	Yes	Yes
Spindle Thread	5/8"-11	5/8"-11
Tool Length	14.33"	16.1"
Tool Weight	7.4 lbs	8.0 lbs
Includes	Grinding wheel, wrench, backing flange clamp nut, 5" type 27 keyless adjustable guard and 2-position side handle	Grinding wheel, wrench, backing flange clamp nut, 7" type 27 keyless adjustable guard and 2-position side handle



LARGE ANGLE GRINDERS



7" (180 mm) 8,500 rpm Angle Grinder



9" (230 mm) 6,500 rpm Angle Grinder



7" (180 mm) 8,500 rpm Angle Grinder



9" (230 mm) 6,500 rpm Angle Grinder



9" (230 mm) 6,500 rpm Pipeline Grinder

SPECIFICATIONS	DWE4517	DWE4519	DWE4557	DWE4559N	DWE4559CN
Amps	15 AC/DC Amps	15 AC/DC Amps	15 AC/DC Amps	15 AC/DC Amps	15 AC/DC Amps
Max Watts Out / Max Horsepower	3,000 W / 4 HP	3,000 W / 4 HP	3,450 W / 4.7 HP	3,450 W / 4.7 HP	3,450 W / 4.7 HP
No Load Speed	8,500 rpm	6,500 rpm	8,500 rpm	6,500 rpm	6,500 rpm
Lock-On Trigger	Yes	Yes	Yes	No	No
Lock-Off Trigger	Yes	Yes	Yes	Yes	Yes
Spindle Thread	5/8"-11	5/8"-11	5/8"-11	5/8"-11	5/8"-11
Motor Abrasion Protection	Epoxy	Epoxy	DES*	DES*	DES*
Steel-Cut Gears	Yes	Yes	Yes	Yes	Yes
Pipeline™ Grip	No	No	No	No	Yes
Tool Length	19.3"	19.3"	20.8"	20.8"	20.9"
Tool Weight	12.1 lbs	12.1 lbs	11.6 lbs	12.1 lbs	12.4 lbs
E-Clutch	No	No	No	No	No
Overload Protection	No	No	No	No	No
Soft-Start	No	No	No	No	No
Anti-Vibe Handle	No	No	No	No	No
Includes	7" Type 27 keyless adjustable guard and side handle	9" Type 27 keyless adjustable guard and side handle	7" Type 27 keyless adjustable guard and side handle	9" Type 27 keyless adjustable guard and side handle	9" Type 27 keyless adjustable guard, Pipeline™ Grip and side handle



7" / 9" (177.8 mm / 228.6 mm) Large Angle Grinder



7" (180 mm) 8,500 rpm Angle Grinder



7" (180 mm) 8,500 rpm Angle Grinder



9" (230 mm) 6,500 rpm Angle Grinder

SPECIFICATIONS	D28499X	DWE4597	DWE4597N	DWE4599N
Amps	15 AC/DC Amps	15 AC Amps	15 AC Amps	15 AC Amps
Max Watts Out / Max Horsepower	3,950 W / 5.3 HP	3,650 W / 4.9 HP	3,650 W / 4.9 HP	3,650 W / 4.9 HP
No Load Speed	6,000 rpm	8,500 rpm	8,500 rpm	6,500 rpm
Lock-On Trigger	Yes	Yes	No	No
Lock-Off Trigger	Yes	Yes	Yes	Yes
Spindle Thread	5/8"-11	5/8"-11	5/8"-11	5/8"-11
Motor Abrasion Protection	Epoxy	DES*	DES*	DES*
Steel-Cut Gears	Yes	Yes	Yes	Yes
Pipeline™ Grip	No	No	No	No
Tool Length	20.7"	21.4"	21.4"	21.4"
Tool Weight	14.5 lbs	12.3 lbs	12.3 lbs	12.8 lbs
E-Clutch	No	Yes	Yes	Yes
Overload Protection	No	Yes	Yes	Yes
Soft-Start	No	Yes	Yes	Yes
Anti-Vibe Handle	No	Yes	Yes	Yes
Includes	7" Type 27 keyless adjustable guard and side handle	7" Type 27 keyless adjustable guard and Anti-Vibration side handle	7" Type 27 keyless adjustable guard and Anti-Vibration side handle	9" Type 27 keyless adjustable guard and Anti-Vibration side handle

*DES = Dust Ejection System[®]

GRINDER ACCESSORIES

GUARDS



- D284931 7" (177.8 mm) Guard (Type 1 wheels)
- D284937 7" (177.8 mm) Keyless Guard (Type 27 wheels)
- D284938 9" (228.6 mm) Keyless Guard (Type 28 wheels)
- D284939 9" (228.6 mm) Keyless Guard (Type 27 wheels)
- D284991 4-1/2" (115 mm) Jumbo Flap Disc Grinder Guard
- D284992 5" (127 mm) Jumbo Flap Disc Keyless Guard for Small Angle Grinder
- D284993 6" (152.4 mm) Jumbo Flap Disc Keyless Grinder Guard for Small Angle Grinder
- DW4705 Diamond Blade Guard

SERVICE PARTS



- DWE46007 Bail Handle
- N228079 Pipeline™ Grip

FLANGES



- D284932 Type 1 Flange Set

FLARING CUP GUARDS



- D284933 Type 11 Flaring Cup Wheel Backing Flange
- D284934 4" (101.6 mm) Adjustable Flaring Cup Wheel Guard (Type 11 wheels)
- D284936 6" (152.4 mm) Adjustable Flaring Cup Wheel Guard (Type 11 wheels)

7" POLISHER ACCESSORIES

- DW4985CL 7" Wool Buffing Pad & Backing Pad Kit
- DW4985 7" Hook & Loop Backing Pad
- DW4988 7-1/2" Tie-On Wool Polishing Pad 1-1/2" Pile
- DW4989 7-1/2" Tie-On Blend Cutting Pad 1-1/2" Pile

DUST EXTRACTION FOR GRINDERS



5" / 6" (125 mm / 150 mm) Cutting/Tuck Pointing Shroud

6" (150 mm) High Performance Tuckpoint/Cutting Grinder Shroud Kit

5" (125 mm) Surface Grinding Dust Shroud Kit

5" (125 mm) Surface Grinding Dust Shroud

7" (180 mm) Surface Grinding Dust Shroud

7" (180 mm) Surface Grinding Dust Shroud

SPECIFICATIONS	DWE46100	DWE46103	DWE46153	DWE46152	DWE46170	DWE46172
Max Wheel Diameter	5" / 6"	6"	5"	5"	7"	7"
Hose Port Inner Diameter	35 mm	35 mm	35 mm	35 mm	35 mm	35 mm
Hose Port Outer Diameter	42 mm	42 mm	42 mm	42 mm	42 mm	42 mm
Tool Free Shroud Change	Yes	Yes	Yes	Yes	Yes	Yes
Tool Free Accessory Change	Yes	Yes	Yes	Yes	Yes	Yes
Includes	-	Grinder, Inner & Outer Flange, 6" Type 27 Guard, 6" Type 1 Guard, and Side Handle	Grinder, Shroud, Diamond Turbo Wheel, Universal Connector, and Bail Handle	-	-	-

DIE GRINDERS



2" (50 mm) Die Grinder

1-1/2" (40 mm) Die Grinder

1-1/2" (40 mm) Die Grinder

SPECIFICATIONS	DWE4887	DWE4887N	DW888
Amps	4.2 AC/DC Amps	4.2 AC/DC Amps	5.0 AC/DC Amps
Max Watts Out	330 W	330 W	485 W
No Load Speed	25,000 rpm	25,000 rpm	19,000 rpm
Spindle Thread	1/4" collet	1/4" collet	1/4" collet & 1/8" sleeve
Switch Type	Paddle w/ Lock-On	Paddle, No Lock	Trigger
Tool Length	14"	14"	19.2"
Tool Weight	3.65 lbs	3.65 lbs	6.0 lbs
Includes	(2) Wrenches, 1/4" collet and 1/8" reducing sleeve	(2) Wrenches and 1/4" collet	(2) Wrenches, 1/4" collet and 1/8" reducing sleeve

STRAIGHT GRINDERS



2-1/2" (65 mm) Straight Grinder

SPECIFICATIONS	DW880
Amps	5.0 AC/DC Amps
Max Watts Out	485 W
No Load Speed	19,000 rpm
Spindle Lock	No
Spindle Thread	3/8"-24
Tool Length	18.5"
Tool Weight	6.8 lbs
Includes	(2) Wrenches, arbor nuts and flanges

POLISHERS



7" / 9" (177.8 mm / 228.6 mm) Variable Speed Polisher with Soft Start

7" / 9" (177.8 mm / 228.6 mm) Variable Speed Polisher

SPECIFICATIONS	DWP849X	DWP849
Amps	12 AC Amps	12 AC Amps
Max Watts Out	1,250 W	1,250 W
No Load Speed	0-600 / 0-3,500 rpm	0-600 / 0-3,500 rpm
Spindle Thread	5/8"-11	5/8"-11
Spindle Lock	Yes	Yes
Tool Length	17.3"	17.3"
Tool Weight	6.7 lbs	6.6 lbs
Includes	Hook & loop backing pad and bale and straight side handle	Rubber backing pad and 2-position side handle

BENCH GRINDERS



8" (205 mm) Bench Grinder

6" (152.4 mm) Bench Grinder

SPECIFICATIONS	DW758	DW756
Amps	4.2 AC Amps	4.0 AC Amps
Max Horsepower	3/4 HP	5/8 HP
No Load Speed	3,600 rpm	3,450 rpm
Wheel Diameter	8"	6"
Spindle Diameter	5/8"	1/2"
Adjustable Tool Resets	Yes	Yes
Tool Length	16"	15"
Tool Weight	39.5 lbs	28.5 lbs



SHEARS



18 Gauge Swivel Head Shear



14 Gauge Swivel Head Shear



14 Gauge Shear



12 Gauge Shear



5/16" (7.9 mm) Variable Speed Fiber Cement Siding Shear

SPECIFICATIONS	DW890	DW891	DW892	DW893	D28605
Amps	5.0 AC/DC Amps	5.0 AC/DC Amps	3.0 AC/DC Amps	6.5 AC/DC Amps	6.5 AC/DC Amps
Max Watts Out	470 W	470 W	384 W	225 W	800 W
Strokes/Min	0-2,500 spm	0-2,500 spm	2,700 spm	1,950 spm	0-2,500 spm
Capacity (Mild Steel)	18 ga.	14 ga.	14 ga.	12 ga.	N/A
Capacity (Stainless Steel)	20 ga.	16 ga.	16 ga.	14 ga.	N/A
Replacement Blade – Left/Right	DW8999 / DW8900	DW8999 / DW8900	-	-	-
Replacement Blade – Center	DW8901	DW8902	DW8920	DW8930	-
Tool Length	9.1"	9.1"	9.5"	10.5"	9.1"
Tool Weight	5.0 lbs	5.0 lbs	5.5 lbs	4.5 lbs	4.5 lbs
Includes	-	-	Blade kit	-	-

NIBBLERS



16 Gauge Nibbler



16 Gauge Profile Nibbler



14 Gauge Nibbler

SPECIFICATIONS	DW896	DW897	DW898
Amps	3.0 AC/DC Amps	6.5 AC/DC Amps	6.5 AC/DC Amps
Max Watts Out	385 W	225 W	225 W
Strokes/Min	2,100 spm	1,950 spm	1,950 spm
Capacity (Mild Steel)	16 ga.	16 ga.	14 ga.
Capacity (Stainless Steel)	18 ga.	18 ga.	16 ga.
Starting Hole	1"	1"	5/8"
Tool Length	9.7"	10.5"	10.5"
Tool Weight	4.5 lbs	4.5 lbs	4.5 lbs



BAND SAW



Deep Cut Band Saw

SPECIFICATIONS	DWM120/K*
Amps	10 AC Amps
Ft./Min.	100 - 350 fpm
Max Capacity (Rectangular)	5" X 4-3/4"
Max Capacity (Round)	5"
Front Handle Style	Multi Position Bale
LED Light	Yes
AC/DC Capability	No
Rubber Bumpers	Yes w/ serviceable shroud
Tool Length	21"
Includes	Hex wrench and standard 44-7/8" x 1/2" x .020" blade

CUT-OFF MACHINE



12" (304.8 mm) Cut-Off Machine

SPECIFICATIONS	D28754
Amps	15 AC/DC Amps
No Load Speed	5,000 rpm
Depth of Cut	4-1/2"
Max Horsepower	5.3 Max HP
Dust Collection	No
Wheel Diameter	12"
Wheel Rotation	clockwise / counter clockwise
Motor Abrasion Protection	Yes
Tool Length	21"
Includes	Masonry wheel, metal cutting wheel and wrench

MULTI-CUTTER[®] SAW



14" (355 mm) Multi-Cutter[®] Saw

SPECIFICATIONS	DW872
Amps	15 AC/DC Amps
No Load Speed	1,300 rpm
Spindle Lock	Yes
Quick Lock Vise	Yes
Wheel Arbor	1"
Wheel Diameter	14"
Max Capacity (Round)	5-3/16"
Max Capacity (Rectangular)	6-1/2" x 4-1/2"
Tool Length	21"
Includes	14" carbide tipped blade, wrench and vertical clamp

CHOP SAWS



14" (355 mm) Chop Saw w/ QUIK-CHANGE[™] Keyless Blade Change System



14" (355 mm) Chop Saw

SPECIFICATIONS	D28715	D28710
Amps	15 AC/DC Amps	15 AC/DC Amps
No Load Speed	4,000 rpm	3,800 rpm
Max Horsepower	5.5 Max HP	4.0 Max HP
Quick Lock Vise	Yes	Yes
Wheel Arbor	1"	1"
Wheel Diameter	14"	14"
Max Capacity (Round)	5"	5"
Max Capacity (Rectangular)	4-1/2" x 6-1/2"	4" x 7-5/8"
Blade Change	QUIK-CHANGE [™]	Wrench
Includes	14" Abrasive wheel, fence wrench and tool free flange system	14" Abrasive wheel and wrench



RANDOM ORBITAL SANDERS



5" (127 mm)
VS Disc Sander
with Dust Shroud



5" (127 mm)
VS Random
Orbit Sander



5" (127 mm)
Random Orbit
Sander



5" (127 mm)
PSA Random
Orbit Sander



1/4 Sheet Palm
Grip Sander

SPECIFICATIONS	DWE6401DS	DWE6423K	DWE6421/K	DWE6420	DWE6411/K
Amps	6.0 Amps	3.0 Amps	3.0 Amps	3.0 Amps	2.3 Amps
Orbits/Min	0 - 3,700 opm	8,000 - 12,000 opm	12,000 opm	12,000 opm	14,000 opm
Orbit Diameter	N/A	3/32"	3/32"	3/32"	N/A
Dust Collection	Yes	Yes	Yes	Yes	Yes
Paper Size/Type	5" / 8 Hole Hook & Loop	5" / 8 Hole Hook & Loop	5" / 8 Hole Hook & Loop	5" / 8 Hole PSA Paper	1/4 Sheet
Dust Sealed Switch	No	Yes	Yes	Yes	Yes
Pad Break	No	Yes	Yes	Yes	N/A
Tool Weight	4.0 lbs	2.9 lbs	2.9 lbs	2.9 lbs	2.8 lbs
Includes	5" 8 Hole hook & loop pad, dust shroud, and wrench	Dust bag	Dust bag	Dust bag	Dust bag

* (K) Includes Kitbag

SANDING PADS



5" (127 mm)
Medium Sanding Pad



5" (127 mm)
Medium Sanding Pad



5" (127 mm)
Medium Sanding Pad



5" (127 mm)
Medium Sanding Pad

SPECIFICATIONS	DWE64233	DW4382	DW4385	DW4388
# of Holes	8	None	8	8
Mounting Method	Hook & Loop	PSA	PSA	Hook & Loop
Diameter	5" (127mm)	5" (127mm)	5" (127mm)	5" (127mm)
For Use with Dust Extraction	Yes	No	Yes	Yes
Related Sander	DWE6423K, DWE6421(K)	D26450, D26451, D26451K, D26453K, D26456	DW421(D), DW422(D), DW423(D)	D26450, D26451, D26451K, D26453K, D26456

SANDING DUST EXTRACTOR ADAPTOR



SPECIFICATIONS	DW4930
Description	Dust extraction adapter fits 1-1/4" (32 mm), 1-3/8" (35 mm) & 1-1/2" (38 mm) standard vacuum hoses (Sold at service ONLY)
Related Sander	DW443

PLATE JOINER



Plate Joiner Kit

SPECIFICATIONS	DW682K
Amps	6.5 Amps
No Load Speed	10,000 rpm
Depth Of Cut (mm)	20 mm
Arbor Size	7/8"
Fence Type	Dual Rack and Pinion
Biscuits Accepted	0, 10, 20
Tool Weight	6.6 lbs
Includes	Carbide blade, dust bag vacuum adapter, Torx® key and wrench

PLATE JOINER ACCESSORIES



DW6805 – Plate Joiner Blade

BISCUITS



DW6800 -
Bag of 75 No. 0 size Biscuits



DW6804 -
Tube of 150 No. 0 size Biscuits



DW6810 -
Bag of 75 No. 10 size Biscuits



DW6815 -
Tube of 125 No. 10 size Biscuits



DW6820 -
Bag of 75 No. 20 size Biscuits



DW6825 -
Tube of 150 No. 20 size Biscuits

TORX® is a registered trademark of Acument Intellectual Properties, LLC.

ROUTERS



1.25 HP Max Torque Variable Speed Compact Router with LED's



1.25 HP Max Torque Variable Speed Compact Router Combo Kit with LED's



1-3/4 HP (Max. Motor HP) Fixed Base / Plunge Router Combo Kit



1-3/4 HP (Max. Motor HP) Fixed Base Router



2-1/4 HP (Max. Motor HP) EVS D-Handle Router w/ Soft Start

SPECIFICATIONS	DWP611	DWP611PK	DW616PK	DW616K*	DW618D
Amps	7.0 Amps	7.0 Amps	11 Amps	11 Amps	12 Amps
Max Horsepower	1-1/4 HP	1-1/4 HP	1-3/4 HP	1-3/4 HP (Motor)	2-1/4 HP (Motor)
No Load Speed	16,000 - 27,000 rpm	16,000 - 27,000 rpm	24,500 rpm	24,500 rpm	8,000 - 24,000 rpm
Collet Diameter	1/4"	1/4"	1/2", 1/4"	1/2", 1/4"	1/2", 1/4"
Plunge Stroke	N/A	2"	2-1/2"	N/A	N/A
Depth Stop	Micro-fine Ring	Micro-fine Ring	Micro-fine Ring	Micro-fine Ring	Micro-fine Ring
Base Dimension	4"	4" (standard), 4-3/8" x 5-3/4" (plunge)	6"	6"	6"
Spindle Lock	Yes - 12 position	Yes - 12 position	No	No	Yes
Tool Weight	5.5 lbs	8.0 lbs	10 lbs	7.1 / 7.1	8.2 lbs
Includes	Standard base and wrench	Extended sub-base, standard base and wrench	Plunge base, 1/4" and 1/2" collets, sub-base concentricity gauge and (2) wrenches	1/4" and 1/2" collets, sub-base concentricity gauge and (2) wrenches	D-handle base, 1/4" and 1/2" collets and wrench



2-1/4 HP (Max. Motor HP) EVS Fixed Base Router w/ Soft Start



2-1/4 HP (Max. Motor HP) EVS Fixed Base / Plunge Router Combo Kit w/ Soft Start



2-1/4 HP (Max. Motor HP) Three Base Router Kit



3 HP (Max. Motor HP) EVS Plunge Router



2 HP (Max. Motor HP) EVS Plunge Router

SPECIFICATIONS	DW618K*	DW618PK	DW618B3	DW625	DW621K*
Amps	12 Amps	12 Amps	12 Amps	15 Amps	10 Amps
Max Horsepower	2-1/4 HP (Motor)	2-1/4 HP (Motor)	2-1/4 HP (Motor)	3 HP (Motor)	2 HP (Motor)
No Load Speed	8,000 - 24,000 rpm	8,000 - 24,000 rpm	8,000 - 24,000 rpm	8,000 - 22,000 rpm	8,000 - 24,000 rpm
Collet Diameter	1/2", 1/4"	1/2", 1/4"	1/2", 1/4"	1/2", 1/4"	1/2", 1/4"
Plunge Stroke	N/A	2-1/2"	2-1/2"	2-7/16"	2-1/8"
Depth Stop	Micro-fine Ring	Micro-fine Ring / 3 Stage Turret Stop	Micro-fine Ring / 3 Stage Turret Stop	3 Stage Turret Stop	3 Stage Turret Stop
Base Dimension	6"	6"	6"	5-5/8 x 6-11/16"	4-5/16 x 6-1/4"
Spindle Lock	Yes	Yes	Yes	Yes	Yes
Tool Weight	7.2 / 7.2	10.1 lbs	10.1 lbs	11.2 lbs	9.0 lbs
Includes	Fixed base, 1/4" and 1/2" collets, large hole sub base and wrench	Fixed base, plunge base, 1/4" and 1/2" collets, large hole sub base and wrench	Fixed base, plunge base, D-handle base, 1/4" and 1/2" collets, concentricity gauge, large hole sub base and wrench	1/4" and 1/2" collets, dust adapter, guide adapter and wrench	1/4" and 1/2" collets, guide adapter and wrench

ROUTER ACCESSORIES

	DNP613 - Round Sub Base for Compact Routers		DW6184 - Fixed Base for DW616/DW618
	DNP614 - D-Shaped Sub Base for Compact Routers		DW6188** - Template Guide Set
	DNP615 - Compact Router Dust Collection Adapter for Fixed Base Routers		DW6902** - 1/4" (6.3 mm) Collet for use with DW625
	DNP616 - Compact Router Dust Collection Adapter for Plunge Base Routers		DW6904** - 3/8" (9.5 mm) Collet for use with DW625
	DNP617 - Centering Cone for Fixed Base Compact Routers		DW6905** - 1/2" (12.7 mm) Collet for use with DW625
	DNP618 - Edge Guide for Fixed Base Compact Routers		DW6913 - Universal Edge Guide with Dust Collection
	DW6182 - Plunge Base for DW616/DW618		DW6966** - Fine Depth Adjuster
	DW6183 - D-Handle Base for DW616/618		DWE6014 - Laminate Trimmer D-Shaped Sub Base

LAMINATE TRIMMER



Laminate Trimmer

SPECIFICATIONS	DWE6000
Amps	4.5 Amps
Max Horsepower	N/A
No Load Speed	31,000 rpm
Collet Diameter	1/4"
Plunge Stroke	N/A
Depth Stop	N/A
Base Dimension	N/A
Spindle Lock	Yes
Tool Weight	5 lbs
Includes	Standard base and wrench

* (K) Includes Kitbox or Kitbag ** Service part

THICKNESS PLANERS



**13" (330.2 mm)
Three Knife, Two Speed
Thickness Planer**



**13" (330.2 mm)
Three Knife, Two Speed
Thickness Planer**



**12-1/2" (317.5 mm)
Thickness Planer w/
Three Knife Cutter-Head**



DW7350 - Mobile Stand

SPECIFICATIONS

	DW735X	DW735	DW734
Amps	15 Amps	15 Amps	15 Amps
Max. Depth of Cut	1/8"	1/8"	1/8"
Depth Capacity	6"	6"	6"
Width Capacity	13"	13"	12-1/2"
Speeds	2	2	1
Cuts Per Inch	96 and 179	96 and 179	96
Tool Weight	92 lbs	92 lbs	80 lbs
Includes	Infeed and outfeed tables, dust hose adapter and an extra set of knives	Dust hose adapter	Dust hood

THICKNESS PLANER ACCESSORIES

DW735/X

DW7350 - Mobile Stand

DW7351 - 13" (330.2 mm) Folding Tables

DW7352 - 13" (330.2 mm) Disposable, Reversible Knives

DW7352-2 - 13" (330.2 mm) Vacuum Treated Double Sided Two Pack Replacement Planer Knives

DW734

DW7342 - 12-1/2" (317.5 mm) Disposable, Reversible Knives

HAND PLANERS

NOTE: For Cordless Planers - see page 18



**3-1/4" (82.5 mm)
Planer Kit with 3/32"
(2.5 mm) Depth of Cut**



**3-1/4"
(82.5 mm) Portable
Hand Planer**



**3-1/4"
(82.5 mm) Portable
Hand Planer Kit**

SPECIFICATIONS

	DW680K	D26676	D26677K
No Load Speed	15,000 rpm	17,000 rpm	17,000 rpm
Amps	7.0 Amps	5.5 Amps	5.5 Amps
Depth Of Cut (mm)	2.5 mm	1.5 mm	1.5 mm
Depth Of Cut (inches)	3/32"	1/16"	1/16"
Planing Width	3-1/4"	3-1/4"	3-1/4"
Rabbeting Depth	1/2"	23/64"	23/64"
Tool Weight	6.2 lbs	6.0 lbs	6.0 lbs
Includes	(2) reversible carbide blades and rabbeting fence	(2) resharpenable high-speed steel blades (installed), rabbeting fence, blade depth setting gage, blade resharpening tool and socket wrench	(2) High Speed Blades (installed), rabbeting fence, blade depth setting gage, dust adaptor and socket wrench

HAND PLANER ACCESSORIES

DW6654 - Pair of Reversible Carbide Blades

DW6655 - High Speed Steel Blades

HEAT GUNS



Heat Gun



LCD Heat Gun



**Heat Gun Kit with
LCD Display**

SPECIFICATIONS

	D26950	D26960	D26960K
Watts	1550W	1550W	1550W
Voltage	120V	120V	120V
Amps	13 Amps	13 Amps	13 Amps
Temperature	120° to 1100° F	150° to 1100° F	150° to 1100° F
Max. cfm	16 cfm	17.7 cfm	17.7 cfm
LCD	No	Yes	Yes
Power Cord	10'	10'	10'
Weight	2.1 lbs	2.3 lbs	2.3 lbs
Includes	Cone nozzle and fishtail surface nozzle	Cone nozzle and fishtail surface nozzle	Cone nozzle, fishtail surface nozzle and (10) other common accessories

MEASURER



**Laser Distance
Measurer**

SPECIFICATIONS

	DW030P
Operating Range	100'
Accuracy	1/8"
Laser Class	II (<1mW) @ 635nm
Power Supply	(2) AAA Alkaline Batteries (Included)
Includes	Tool pouch and Lanyard

PNEUMATIC TOOLS



FINISH NAILERS



18 Gauge Brad Nailer



16 Gauge Finish Nailer



15 Gauge "DA" Style Finish Nailer



18 Gauge Narrow Crown Stapler

SPECIFICATIONS	DWFP12233	DWFP71917	DWFP72155	DWFP1838
Fastener Type/Gauge	18 Gauge Brad Nails	16 Gauge Straight Finish Nails	15 Gauge "DA" Style Finish Nails	18 Gauge Narrow Crown Staples
Fastener Length Capacity	5/8" - 2-1/8"	1-1/4" - 2-1/2"	1-1/4" - 2-1/2"	1/2" - 1-1/2"
Staple Crown Width	N/A	N/A	N/A	1/4" Crown
Magazine Angle	Straight	Straight	34 Degree	Straight
Magazine Capacity	100 nails	100 nails	100 nails	100 staples
Magazine Loading	Side	Rear	Rear	Bottom
Operating Pressure	70 PSI - 120 PSI	70 PSI - 120 PSI	70 PSI - 120 PSI	70 PSI - 120 PSI
Depth Setting	Tool-Free	Tool-Free	Tool-Free	Tool-Free
Belt Hook	Adjustable	Adjustable	Adjustable	Adjustable
Jam Clearing	Tool-Free	Tool-Free	Tool-Free	Tool-Free
Includes	Carrying Case, 1/4" Fitting, and Sample Fasteners	Carrying Case, 1/4" Fitting, and Sample Fasteners	Carrying Case, 1/4" Fitting, and Sample Fasteners	Carrying Case, 1/4" Fitting, and Sample Fasteners



18 Gauge Brad Nailer



16 Gauge Finish Nailer



15 Gauge "DA" Style Finish Nailer



18 Gauge Narrow Crown Stapler

SPECIFICATIONS	DWFP12231	D51257K	D51276K	DWFP12232
Fastener Type/Gauge	18 Gauge Brad Nails	16 Gauge Straight Finish Nails	15 Gauge "DA" Style Finish Nails	18 Gauge Narrow Crown Staples
Fastener Length Capacity	5/8" - 2-1/8"	1" - 2-1/2"	1" - 2-1/2"	1/2" - 1-1/2"
Staple Crown Length	N/A	N/A	N/A	1/4" Crown
Magazine Angle	Straight	Straight	34 Degree	Straight
Magazine Capacity	100 nails	100 nails	100 nails	100 staples
Magazine Loading	Side	Rear	Rear	Bottom
Operating Pressure	70 PSI - 120 PSI	70 PSI - 120 PSI	70 PSI - 120 PSI	70 PSI - 120 PSI
Depth Setting	Tool-Free	Tool-Free	Tool-Free	Tool-Free
Belt Hook	Adjustable	Adjustable	Adjustable	Adjustable
Jam Clearing	Tool-Free	Tool-Free	Tool-Free	Tool-Free
Includes	Carrying Case, 1/4" Fitting, and Sample Fasteners	Carrying Case, 1/4" Fitting, and Sample Fasteners	Carrying Case, 1/4" Fitting, and Sample Fasteners	Carrying Case, 1/4" Fitting, and Sample Fasteners

FINISH FASTENERS

CAT # DESCRIPTION LENGTH BOX QTY.

18 GAUGE Straight Brad Nails

DBN18063	Brad Nail	5/8" (15.8 mm)	5,000
DBN18125	Brad Nail	1-1/4" (31.7 mm)	5,000
DBN18150	Brad Nail	1-1/2" (38.1 mm)	5,000
DBN18200	Brad Nail	2" (50.8 mm)	5,000
DBN18163-2	Brad Nail	5/8" (15.8 mm)	2,500
DBN18100-2	Brad Nail	1" (25.4 mm)	2,500
DBN18125-2	Brad Nail	1-1/4" (31.7 mm)	2,500
DBN18150-2	Brad Nail	1-1/2" (38.1 mm)	2,500
DBN18175-2	Brad Nail	1-3/4" (44.5 mm)	2,500
DBN18200-2	Brad Nail	2" (50.8 mm)	2,500
DWBN18PP	Brad Nail Project Pack	3/4", 1", 2" (300 each)	900



18 GAUGE 1/4" Narrow Crown Staples

DNS18050-2	Narrow Crown Staples	1/2" (12.7 mm)	2,500
DNS18063-2	Narrow Crown Staples	5/8" (15.8 mm)	2,500
DNS18075-2	Narrow Crown Staples	3/4" (19.1 mm)	2,500
DNS18088-2	Narrow Crown Staples	7/8" (22.2 mm)	2,500
DNS18100-2	Narrow Crown Staples	1" (25.4 mm)	2,500
DNS18125-2	Narrow Crown Staples	1-1/4" (31.7 mm)	2,500
DNS18150-2	Narrow Crown Staples	1-1/2" (38.1 mm)	2,500
DWNS18PP	Narrow Crown Staples	1/2", 3/4", 1" (300 each)	900



18 GAUGE 7/32" Narrow Crown Staple

DWSX50353/4	Narrow Crown Staples	3/4" (19.1 mm)	5,000
DWSX50351	Narrow Crown Staples	1" (25.4 mm)	5,000
DWSX503511/4	Narrow Crown Staples	1-1/4" (31.7 mm)	3,000
DWSX503511/2	Narrow Crown Staples	1-1/2" (38.1 mm)	3,000



CAT # DESCRIPTION LENGTH BOX QTY.

15 GAUGE 34° Angled Finish Nails

DCA15150-2	34° Angled Nails	1-1/2" (38.1 mm)	2,500
DCA15200-2	34° Angled Nails	2" (50.8 mm)	2,500
DCA15200G-2	34° Angled Nails (Galvanized)	2" (50.8 mm)	2,500
DCA15250-2	34° Angled Nails	2"-1/2" (63.5 mm)	2,500
DCA15250G-2	34° Angled Nails (Galvanized)	2"-1/2" (63.5 mm)	2,500
DWDA15PP	34° Angled Nails	1-1/2", 2", 2-1/2" (300 each)	900



15 GAUGE 25° Angled Finish Nails

DWFN1524-1	25° Angled Finish Nails	1-1/2" (38.1 mm)	1,000
DWFN1532-1	25° Angled Finish Nails	2" (50.8 mm)	1,000
DWFN1540-1	25° Angled Finish Nails	2-1/2" (63.5 mm)	1,000



16 GAUGE 20° Angled Finish Nails

DCA16125	20° Angled Finish Nails	1-1/2" (38.1 mm)	2,500
DWAN1615SS	20° Angled Finish Nails (Stainless)	1-1/2" (38.1 mm)	500
DCA16150	20° Angled Finish Nails	2" (50.8 mm)	2,500
DWAN1620SS	20° Angled Finish Nails (Stainless)	2" (50.8 mm)	500
DCA16200	20° Angled Finish Nails	2-1/2" (63.5 mm)	2,500
DCA16250	20° Angled Finish Nails	2-1/2" (63.5 mm)	2,500
DWAN1625SS	20° Angled Finish Nails (Stainless)	2-1/2" (63.5 mm)	500



16 GAUGE Straight Finish Nails

DCS16125	Straight Finish Nails	1-1/4" (31.7 mm)	2,500
DCS16150	Straight Finish Nails	1-1/2" (38.1 mm)	2,500
DCS16175	Straight Finish Nails	1-3/4" (44.5 mm)	2,500
DCS16200	Straight Finish Nails	2" (50.8 mm)	2,500
DCS16250	Straight Finish Nails	2-1/2" (63.5 mm)	2,500



FLOORING TOOLS



**2-in-1
Flooring Tool**



**15.5 Gauge
Flooring Stapler**



**16 Gauge
Flooring Stapler**

SPECIFICATIONS	DWFP12569	DWMIIIIFS	DWMIIIIFN
Fastener Type/Gauge	15.5 Gauge Staples and 16 Gauge "L" Cleat Nails	15.5 Gauge Staple	16 Gauge "L" Cleat
Fastener Length	1-1/2" to 2"	1-1/2" to 2"	1-1/2" to 2"
Magazine Capacity	115 staples / 135 cleats	92 staples	110 staples
Operating Pressure	70 - 120 PSI	70 - 120 PSI	70 - 120 PSI
Weight	10.9 lbs	11.2 lbs	11.2 lbs
Tool Base	Non-marring, interchangeable base plates	Non-marring, interchangeable base plates	Non-marring, interchangeable base plates
Trigger	Mallet Actuation	Mallet Actuation	Mallet Actuation
Jam Clearing	Manual	Manual	Manual
Includes	Mallet, Base Plates, Wrenches, 1/4" Fitting	Mallet, Base Plates, Rolling Base, 3/8" Fitting	Mallet, Base Plates, Rolling Base, 3/8" Fitting



**16 Gauge Manual
Flooring Cleat Nailer**



**18 Gauge
Flooring Stapler**



**20 Gauge
Flooring Stapler**

SPECIFICATIONS	DWMFN-201	DWEHF1838K	DWLHF2025K
Fastener Type/Gauge	16 Gauge "L" Cleat Nails	18 Gauge 1/4" Crown Staple	20 Gauge 3/16" Crown Staple
Fastener Length	1-1/2" to 2"	1-1/2" to 2"	1"
Magazine Capacity	120 cleats	100 staples	140 staples
Operating Pressure	Manual Actuation	70 - 120 PSI	70 - 100 PSI
Weight	8.6 lbs	3.47 lbs	2.5 lbs
Tool Base	Non-marring, interchangeable base plates	Tool Free Adjustable Base	Tool Free Adjustable Base
Trigger	Ratcheting Drive	Selectable Actuation Modes	Selectable Actuation Modes
Jam Clearing	Manual	Tool Free	Tool Free
Includes	Mallet, Base Plates	Carrying Case, No Mar Tips, Installation Block	Carrying Case, No Mar Tips, Installation Block

FLOORING FASTENERS

CAT #	STYLE	LENGTH	BOX QTY.
16 GAUGE Flooring Cleats			
DWFLN-150	L-Cleat Nail	1-1/2"	1000
DWFLN-200	L-Cleat Nail	2"	1000
15.5 GAUGE Hardwood Flooring Staples			
DWCS1512-1	1/2" Crown Staples	1-1/2"	1000
DWCS1512-7	1/2" Crown Staples	1-1/2"	7700
DWCS1516	1/2" Crown Staples	2"	7700
DWCS1516-1	1/2" Crown Staples	2"	1000
19 GAUGE Carpet Pad Staples			
DWCS19038	15/32" Crown Staple	3/8"	5000
20 GAUGE Carpet Staples			
DWCS20056	3/16" Crown Staple	9/16"	5000



FRAMING NAILERS



21° Plastic Collated Framing Nailer



30° Paper Tape Framing Nailer



15° Coil Framing Nailer



28° Wire Weld Framing Nailer

SPECIFICATIONS

	DWF83PL	DWF83PT	DWF83C	DWF83WW
Fastener Type/Gauge	21° Plastic Collated Stick	30° Paper Collated Stick	15° Coil Framing Nail	28° Wire Weld Stick
Fastener Length Capacity	2" – 3-1/4"	2" – 3-1/4"	2" – 3-1/4"	2" – 3-1/4"
Nail Diameter	.113" – .148"	.113" – .131"	.099" – .148"	.113" – .131"
Magazine Capacity	64 Nails	90 Nails	200 – 300 Nails	100 Nails
Magazine Loading	Top Load	Top Load	Coil	Top Load
Operating Pressure	70 PSI – 120 PSI	70 PSI – 120 PSI	70 PSI – 120 PSI	70 PSI – 120 PSI
Depth Setting	Tool-Free	Tool-Free	Tool-Free	Tool-Free
Tool Weight	8 lbs	8.1 lbs	8.5 lbs	8.2 lbs
Belt Hook	Adjustable	Adjustable	Adjustable	Adjustable
Includes	Rafter Hook, 1/4" Industrial Fitting	Rafter Hook, 1/4" Industrial Fitting	Rafter Hook, 1/4" Industrial Fitting	Rafter Hook, 1/4" Industrial Fitting

FRAMING FASTENERS



CAT # HEAD TYPE LGTH DIA SHANK FINISH BOX QTY.

30° Paper Tape Framing Nails

DPT-10D120FH	Off-Set Round Head	3"	.120"	Smooth	Bright	2500
DPT-10D120GFH	Off-Set Round Head	3"	.120"	Smooth	Galvanized	2000
DPT-10D131FH	Off-Set Round Head	3"	.131"	Smooth	Bright	2500
DPT-10DR120GFH	Off-Set Round Head	3"	.120"	Ring	Galvanized	2000
DPT-12D120FH	Off-Set Round Head	3-1/4"	.120"	Smooth	Bright	2500
DPT-12D131FH	Off-Set Round Head	3-1/4"	.131"	Smooth	Bright	2500
DPT-12D131GFH	Off-Set Round Head	3-1/4"	.131"	Smooth	Galvanized	2000
DPT-16D131FH	Off-Set Round Head	3-1/2"	.131"	Smooth	Bright	2000
DPT-6D113FH	Off-Set Round Head	2"	.113"	Smooth	Bright	5000
DPT-8D113FH	Off-Set Round Head	2-3/8"	.113"	Smooth	Bright	5000
DPT-8DR113GFH	Off-Set Round Head	2-3/8"	.113"	Ring	Galvanized	2000

Compatible with most cordless and pneumatic paper tape nailers, including those made by DEWALT®, BOSTITCH®, PORTER-CABLE®, Paslode®, and Senco®

CAT # LGTH DIA FINISH BOX QTY.

15° Coil Framing Nails

DWC6P99D	2"	.099"	Bright	3600
DWC6R99BCG	2"	.099"	Galvanized	2700
DWC8P99D	2-1/2"	.099"	Bright	3600
DWC8P99DG	2-1/2"	.099"	Galvanized	3600
DWC8R99BD	2-3/8"	.099"	Bright	3600
DWC8R99BCG	2-3/8"	.099"	Bright	3600
DWC8R99BD	2-3/8"	.113"	Galvanized	3600
DWC8R99BD	2-3/8"	.120"	Bright	3600
DWC10P120D	3"	.120"	Bright	2700
DWC12P120D	3-1/4"	.120"	Bright	2700
DWC12P120DG	3-1/4"	.120"	Galvanized	2700
DWC12P131D	3-1/4"	.120"	Bright	2700



21° Plastic Collated Framing Nails

DWRHS8D113	2-3/8"	.113"	Bright	2000
DWRHS8D148	2-3/8"	.148"	Bright	2000
DWRHS8DR113	2-3/8"	.113"	Bright	2000
DWRHS8DR113G	2-3/8"	.113"	Galvanized	2000
DWRHS8D131	2-3/8"	.131"	Bright	2000
DWRHS10D131	3"	.131"	Bright	2000
DWRHS10DR120G	3"	.120"	Galvanized	2000
DWRHS10DR131G	3"	.131"	Galvanized	2000
DWRHS12D131	3-1/4"	.131"	Bright	2000
DWRHS12D131G	3-1/4"	.131"	Galvanized	2000
DWRHS12D148	3-1/4"	.148"	Bright	2000



28° Wire Weld Fasteners

DWS10D-FH	3"	.120"	Bright	2000
DWS10DG-FH	3"	.120"	Galvanized	2000
DWS10DRG-FH	3"	.120"	Galvanized	2000
DWS12D-FH	3-1/4"	.120"	Bright	2000
DWS16D131-FH	3-1/2"	.131"	Bright	2000
DWS16D131G-FH	3-1/2"	.131"	Galvanized	2000
DWS6DR113G-FH	2"	.113"	Galvanized	2000
DWS8D-FH	2-3/8"	.120"	Bright	2000
DWS8DRG-FH	2-3/8"	.120"	Galvanized	2000



Visit www.DEWALT.com for the full listing of DEWALT nails and staples

*PORTER-CABLE C2002 and DWFP55130 measured per ISO 3744 **Tested per ISO 1217

ROOFING & SIDING NAILERS



35° Paper Collated Metal Connector Nailer



15° Coil Siding Nailer



15° Coil Roofing Nailer

SPECIFICATIONS	DWMC150	DW66C-1	DW45RN
Fastener Style	35° Paper Collated Stick	15° Coil Siding Nail	15 Degree Coil Roofing Nail
Fastener Length Capacity	1-1/2"	1-1/4" – 2-1/2"	3/4" to 1-3/4"
Nail Diameter	.131" – .148"	.080" – .092"	.120"
Magazine Capacity	29 Nails	300 Nails	120 Nails
Magazine Loading	Rear Load By-Pass Pusher	Coil	Dual Door Load
Operating Pressure	70 PSI – 120 PSI	70 PSI – 120 PSI	70 PSI – 120 PSI
Depth Setting	No	Tool-Free	Tool Free Adjustable
Tool Weight	4.6 lbs	4.9 lbs	5.2 lbs
Belt Hook	Adjustable	Adjustable	–
Includes	Rafter Hook	Rafter Hook, No-mar tip	1/4" Industrial Fitting

SPECIALTY NAILERS



16 Gauge Wide Crown Lathing Stapler



18 Gauge Cap Stapler

SPECIFICATIONS	DW450S2	DWSL18CAP
Fastener Style	16 Gauge 1" Crown Staple	18 Gauge
Fastener Length Capacity	1/2" – 2"	1" – 1-1/2"
Crown Length	1"	N/A
Magazine Capacity	160	160 Staples, 100 Caps
Magazine Loading	Lock Back Pusher	Lock Back
Operating Pressure	70 PSI – 120 PSI	70 PSI – 120 PSI
Depth Setting	Power Control Valve	Tool-Free Adjustable
Tool Weight	4.5 lbs	5.4 lbs
Belt Hook	No	Included
Jam Clearing	No	Tool-Free
Includes	–	Sample Staples and Caps, 1/4" Industrial Fitting

ROOFING AND SIDING FASTENERS

CAT #	STYLE	LGTH	BOX QTY.
15° Coil Roofing Nails			
DWCR3DGAL	15° Coil Roofing Nail	1-1/4"	7200
15° Coil Siding Nails			
DWCSR80BDG	15° Coil Siding Nail	1-1/2"	4200
DWCSR80BDG	15° Coil Siding Nail	1-3/4"	4200
DWCSR90BDSS	15° Coil Siding Nail	1-3/4"	3600
DWC6R90BDG	15° Coil Siding Nail	2"	3600
DWC6R90BDG	15° Coil Siding Nail	2-3/16"	3600
16 GAUGE 1" Wide Crown Staples			
DW16S2-19GAL	16 Gauge 1" Wide Crown Staple	3/4"	2000
DW16S2-25GAL	16 Gauge 1" Wide Crown Staple	1"	2000
DW16S2-38GAL	16 Gauge 1" Wide Crown Staple	1-2/4"	2000
DW16S219G-135M	16 Gauge 1" Wide Crown Staple	3/4"	13500
Cap & Staple Pack			
DWCAP1M	Caps & 18 Gauge 5/16" Crown SL Staples	1"	1000
DWCAP5M	Caps & 18 Gauge 5/16" Crown SL Staples	5/16"	5000

HAND CARRY - OIL-FREE COMPRESSORS



1 Gallon, 135 Max PSI, Trim Compressor



6 Gallon, 165 Max PSI, Pancake Compressor



2.5 Gallon, 200 Max PSI, Quiet Trim Compressor

SPECIFICATIONS	D55140	DWFP55126	DWFP55130
Tank/Max PSI	1 Gallon / 135 PSI Max	6 Gallon / 165 PSI Max	2.5 Gallon / 200 PSI Max
SCFM@90 PSI	.75 SCFM**	2.6 SCFM**	3.0 SCFM**
Pump Type	Belt Drive Oil-Free	Belt Drive Oil-Free	Belt Drive Oil-Free
Amp Draw/Voltage	2.6A, 120V	10A, 120V	12A, 120V
Motor Type	Permanent Magnet	Universal	Universal
HP	0.3 Continuous HP	0.9 Continuous HP	1.1 Continuous HP
Noise Level	71.5 dBA*	75.5 dBA*	71.5 dBA*
Tool Length	19"	16"	20.5"
Tool Width	14.5"	16"	16.75"
Tool Height	9"	17.5"	12.5"
Tool Weight	24 lbs	30 lbs	36 lbs
Includes	–	–	–

HAND CARRY - OIL-LUBE COMPRESSORS



4 Gallon, 125 Max PSI, Stacked Tank Compressor



4 Gallon, 125 Max PSI, Stacked Tank Compressor



4 Gallon, 125 Max PSI, Wheeled Dolly-Style Air Compressor with Panel

SPECIFICATIONS	D55151	D55153	D55154
Tank/Max PSI	4 Gallon / 125 PSI Max	4 Gallon / 125 PSI Max	4 Gallon / 125 PSI Max
SCFM@90 PSI	3.4 SCFM**	4.0 SCFM**	4.0 SCFM**
Pump Type	Direct Drive Oil-Lube	Direct Drive Oil-Lube	Direct Drive Oil-Lube
Amp Draw/Voltage	14A, 120V	14A, 120V	14A, 120V
Motor Type	Induction	Induction	Induction
HP	1.1 Continuous HP	1.1 Continuous HP	1.1 Continuous HP
Noise Level	83.0 dBA*	83.0 dBA*	83.0 dBA*
Tool Length	18.5"	18.5"	22"
Tool Width	15.5"	15.5"	18.5"
Tool Height	14.75"	14.75"	23"
Tool Weight	53 lbs	56 lbs	87 lbs
Includes	Compressor Oil Installed in Crankcase	Compressor Oil Installed in Crankcase	Compressor Oil Installed in Crankcase

WHEELED PORTABLE - OIL-FREE COMPRESSORS



4.5 Gallon, 200 Max PSI, Jobsite Compressor



15 Gallon, 200 Max PSI, Horizontal Workshop Compressor



15 Gallon, 200 Max PSI, Vertical Workshop Compressor

SPECIFICATIONS	D55146	D55167	D55168
Tank/Max PSI	4.5 Gallon / 225 PSI Max	15 Gallon / 200 PSI Max	15 Gallon / 200 PSI Max
SCFM@90 PSI	3.0 SCFM**	5.0 SCFM**	5.0 SCFM**
Pump Type	Belt Drive Oil-Free	Belt Drive Oil-Free	Belt Drive Oil-Free
Amp Draw/Voltage	15A, 120V	15A, 120V	15A, 120V
Motor Type	Universal	Universal	Universal
HP	1.6 Continuous HP	1.6 Continuous HP	1.6 Continuous HP
Noise Level	71.5 dBA*	78.5 dBA*	78.5 dBA*
Tool Length	33.5"	39.6"	24.5"
Tool Width	23.5"	16.5"	22"
Tool Height	12.5"	30"	44.75"
Tool Weight	83 lbs	83 lbs	92 lbs

AIR HOSE



PVC/Rubber Blend Air Hose

SPECIFICATIONS	DWFP1450D
Fittings	1/4" Industrial Plug, 1/4" Universal Coupler
Hose Length	50'
Hose Thread	1/4" NPT
Max PSI	300 PSI Max
Temperature	-30°F - 150°F

LUBRICATION



Pneumatic Tool Lubricant

SPECIFICATIONS	DWFP1450D
Grade	Premium
Volume	4 Oz.

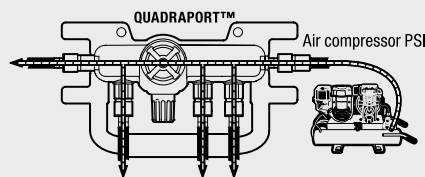
AIR DISTRIBUTION



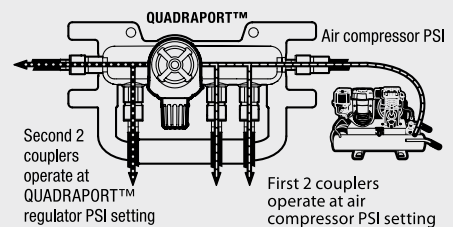
QUADRAPORT® Air Line Splitter with Regulator & 1/4" Couplers

SPECIFICATIONS	D55040
Inlet Fitting Size	3/8" Industrial Series
Coupler Size	1/4" Industrial Series
Tool Length	12.5"
Tool Width	7"
Tool Height	4"
Tool Weight	4 lbs
Includes	1/4" Industrial Series Fitting

AIR COMPRESSOR REGULATED: Regulator fully open allows all 4 ports to operate at air compressor PSI setting



AIR COMPRESSOR AND QUADRAPORT™ REGULATED: Regulator adjustment allows for 2 different pressure settings off one air compressor



**Tested per ISO 3744

OUTDOOR POWER EQUIPMENT



BLOWERS



12 Amp Handheld Blower

20V
LITHIUM-ION



20V MAX* Handheld Blower (Tool Only)

20V
LITHIUM-ION



20V MAX* Handheld Blower

60V
LITHIUM-ION
the POWER of CORDED



60V MAX* FLEXVOLT® Handheld Blower

SPECIFICATIONS

	DWBL700	DCBL720B	DCBL720P1	DCBL770X1
Amps/Volts	12 Amp	20V MAX*	20V MAX*	60V MAX*
Air Volume	Up to 409 cfm	Up to 400 cfm	Up to 400 cfm	Up to 423 cfm
Air Speed	Up to 145 mph (Up to 210 MPH with 1" round concentrator nozzle)	Up to 90 mph	Up to 90 mph	Up to 129 mph (up to 175 mph with flat concentrator nozzle)
Runtime (at max trigger)	N/A	N/A	18 min	15 min
Weight (with battery)	9.8 lbs	7.1 lbs	7.1 lbs	9.8 lbs
Noise Rating	69 dB(A)	61 dB(A)	61 dB(A)	67 dB(A)
Charger/Batteries	N/A	Sold Separately	Charger / (1) 20V MAX* 5 Ah Battery	Charger / (1) FLEXVOLT Battery 9 Ah
Includes	Flat Concentrator Nozzle, 1" Round Concentrator Nozzle	-	-	Flat Concentrator Nozzle

40V
LITHIUM-ION



40V MAX* Handheld Blower (Tool Only)

40V
LITHIUM-ION



40V MAX* Handheld Blower

40V
LITHIUM-ION



40V MAX* Handheld Blower

40V
LITHIUM-ION



40V MAX* Handheld Blower

SPECIFICATIONS

	DCBL790B	DCBL790M1	DCBL790H1	DCBL790X1
Amps/Volts	40V MAX*	40V MAX*	40V MAX*	40V MAX*
Air Volume	Up to 400 cfm	Up to 400 cfm	Up to 400 cfm	Up to 400 cfm
Air Speed	Up to 120 mph	Up to 120 mph	Up to 120 mph	Up to 120 mph
Runtime (at max trigger)	N/A	15 min	22 min	27 min
Weight (with battery)	10.4 lbs	10.4 lbs	11.3 lbs	11.4 lbs
Noise Rating	67 dB(A)	67 dB(A)	67 dB(A)	67 dB(A)
Charger/Batteries	Sold Separately	Charger / (1) 40V MAX* 4 Ah Battery	Charger / (1) 40V MAX* 6 Ah Battery	Charger / (1) 40V MAX* 7.5 Ah Battery
Includes	-	-	-	Flat Concentrator Nozzle

40V
LITHIUM-ION



40V MAX* Backpack Blower

40V
LITHIUM-ION



40V MAX* Backpack Blower

40V
LITHIUM-ION



40V MAX* Backpack Blower

SPECIFICATIONS

	DCBL590B	DCBL590X1	DCBL590X2
Amps/Volts	40V MAX*	40V MAX*	40V MAX*
Air Volume	Up to 450 cfm	Up to 450 cfm	Up to 450 cfm
Air Speed	Up to 142 mph	Up to 142 mph	Up to 142 mph
Runtime (at max trigger)	N/A	19.5 min	39 min
Weight (with battery)	22.8 lbs	22.8 lbs	27 lbs
Noise Rating	63 dB(A)	63 dB(A)	63 dB(A)
Charger/Batteries	Sold Separately	Charger / (1) 40V MAX* 7.5 Ah Battery	Charger / (2) 40V MAX* 7.5 Ah Batteries
Includes	-	-	-



STRING TRIMMERS

20V
LITHIUM-ION




20V MAX* String Trimmer (Tool Only)

20V
LITHIUM-ION



20V MAX* String Trimmer

60V
LITHIUM-ION
the POWER of CORDED



60V MAX* FLEXVOLT® String Trimmer

SPECIFICATIONS

	DCST920B	DCST920P1	DCST970X1
Amps/Volts	20V MAX*	20V MAX*	60V MAX*
Swath	13"	13"	15"
DeWALT Line Diameter	.080"	.080"	.080" / .095"
RPM	0 - 4,600 low / 0 - 6,000 high	0 - 4,600 low / 0 - 6,000 high	0 - 5,600 low / 0 - 6,600 high
Runtime (at max trigger)	N/A	30 min	30 min
Weight (with battery)	N/A	8.5 lbs	12 lbs
Charger/Batteries	Sold Separately	Charger / (1) 20V MAX* 5 Ah Battery	Charger / (1) FLEXVOLT Battery 9 Ah
Includes	-	-	-



STRING TRIMMERS



SPECIFICATIONS	DCST990B	DCST990M1	DCST990H1	DCST990X1
Amps/Volts	40V MAX*	40V MAX*	40V MAX*	40V MAX*
Swath	15"	15"	15"	15"
DEWALT Line Diameter	.080" / .095"	.080" / .095"	.080" / .095"	.080" / .095"
RPM	0 - 5,600 low / 0 - 6,600 high	0 - 5,600 low / 0 - 6,600 high	0 - 5,600 low / 0 - 6,600 high	0 - 5,600 low / 0 - 6,600 high
Runtime (at max trigger)	N/A	27 min	40 min	50 min
Weight (with battery)	N/A	13 lbs	13.9 lbs	14 lbs
Charger/Batteries	Sold Separately	Charger / (1) 40V MAX* 4 Ah Battery	Charger / (1) 40V MAX* 6 Ah Battery	Charger / (1) 40V MAX* 7.5 Ah Battery
Includes	-	-	-	-

CHAINSaws



SPECIFICATIONS	DCCS670X1	DCCS690B	DCCS690M1	DCCS690H1	DCCS690X1
Amps/Volts	60V MAX*	40V MAX*	40V MAX*	40V MAX*	40V MAX*
Cutting Capacity	16"	16"	16"	16"	16"
Chain Pitch	3/8"	3/8"	3/8"	3/8"	3/8"
Chain Gauge	0.043"	0.043"	0.043"	0.043"	0.043"
RPM	7500 rpm	7500 rpm	7500 rpm	7500 rpm	7500 rpm
Runtime	Up to 70 cuts (6"x6" pressure-treated pine wood)	N/A	Up to 70 cuts (6"x6" pressure-treated pine wood)	Up to 100 cuts (6"x6" pressure-treated pine wood)	Up to 125 cuts (6"x6" pressure-treated pine wood)
Weight (with battery)	12.2 lbs	N/A	12.3 lbs	13.2 lbs	13.3 lbs
Charger/Batteries	Charger / (1) FLEXVOLT Battery 9 Ah	Sold Separately	Charger / (1) 40V MAX* 4 Ah Battery	Charger / (1) 40V MAX* 6 Ah Battery	Charger / (1) 40V MAX* 7.5 Ah Battery
Includes	Bar Sheath	Bar Sheath	Bar Sheath	Bar Sheath	Bar Sheath

HEDGE TRIMMERS



SPECIFICATIONS	DCHT820B	DCHT820P1	DCHT860B	DCHT860M1	DCHT860X1
Amps/Volts	20V MAX*	20V MAX*	40V MAX*	40V MAX*	40V MAX*
Blade Length	22"	22"	22"	22"	22"
Cutting Capacity	3/4"	3/4"	3/4"	3/4"	3/4"
Strokes Per Minute	2800 spm	2800 spm	3100 spm	3100 spm	3100 spm
Shaft Length	N/A	N/A	N/A	N/A	N/A
Runtime (at max trigger)	N/A	75 min	N/A	80 min	150 min
Weight (with battery)	N/A	7.5 lbs	N/A	11.9 lbs	12.9 lbs
Charger/Batteries	Sold Separately	Charger / (1) 20V MAX* 5 Ah Battery	Sold Separately	Charger / (1) 40V MAX* 4 Ah Battery	Charger / (1) 40V MAX* 7.5 Ah Battery
Includes	Blade Sheath	Blade Sheath	Blade Sheath	Blade Sheath	Blade Sheath



SPECIFICATIONS	DCHT895B	DCHT895M1	DCHT895X1
Amps/Volts	40V MAX*	40V MAX*	40V MAX*
Blade Length	22"	22"	22"
Cutting Capacity	1"	1"	1"
Strokes Per Minute	3700 spm	3700 spm	3700 spm
Shaft Length	45" - 70" (8 locking positions in 15 degree increments)	45" - 70" (8 locking positions in 15 degree increments)	45" - 70" (8 locking positions in 15 degree increments)
Runtime (at max trigger)	N/A	90 min	Over 3 hours
Weight (with battery)	N/A	15.75 lbs	16.75 lbs
Charger/Batteries	Sold Separately	Charger / (1) 40V MAX* 4 Ah Battery	Charger / (1) 40V MAX* 7.5 Ah Battery
Includes	Blade Sheath	Blade Sheath	Blade Sheath



REPLACEMENT STRING



50 Ft Trimmer Line



225 Ft Trimmer Line



144 Ft Spool Trimmer Line

SPECIFICATIONS

	DW01DT801	DW01DT802	DW01DT915
Length	50 ft	225 ft	144 ft
Line Diameter	.080"	.080"	.095"
Material	Combination of flexible and impact-resistant nylon	Combination of flexible and impact-resistant nylon	Combination of flexible and impact-resistant nylon

REPLACEMENT SAW CHAIN



16" Replacement Saw Chain

SPECIFICATIONS

	DW01DT616
Chain Length	16"
Chain Pitch	3/8"
Drive Links	56
Chain Gauge	0.043"
Water Resistance	Yes
File Size	5/32"
Includes	1 chain loop, instructions

REPLACEMENT TRIMMER HEAD



Trimmer Replacement Head and Line

SPECIFICATIONS

	DW01DT980
Head Fits	All DEWALT string trimmers
Head Accepts	DEWALT 0.080" and 0.095" line



BATTERIES



20V MAX* 5 Ah Battery



FLEXVOLT® 9 Ah Battery



40V MAX* 4 Ah Battery



40V MAX* 6 Ah Battery



40V MAX* 7.5 Ah Battery

SPECIFICATIONS

	DCB205	DCB609	DCB404	DCB406	DCB407
Voltage	20V MAX*	20V MAX* / 60V MAX*	40V MAX*	40V MAX*	40V MAX*
Amp Hours	5 Ah	3 Ah (9 Ah when in 20V MAX* tools)	4 Ah	6 Ah	7.5 Ah
Watt Hours	100	180	160	240	300

CHARGERS

NOTE:
For 20V MAX* and FLEXVOLT® Chargers see page 32



40V MAX* Standard Charger



40V MAX* Mower/Vehicle Charger



40V MAX* 6-Pack Charging Station

SPECIFICATIONS
















	DCB114	DCB412	DCB116
Voltage	40V MAX*	40V MAX*	40V MAX*
Charge Rate	3 Amps	2 Amps	10 Amps
Charge Time	4 Ah - 90 min 6 Ah - 130 min 7.5 Ah - 170 min	4 Ah - 128 min 6 Ah - 192 min 7.5 Ah - 240 min	4 Ah - 30 min 6 Ah - 45 min 7.5 Ah - 60 min



POWER TOOL ACCESSORIES

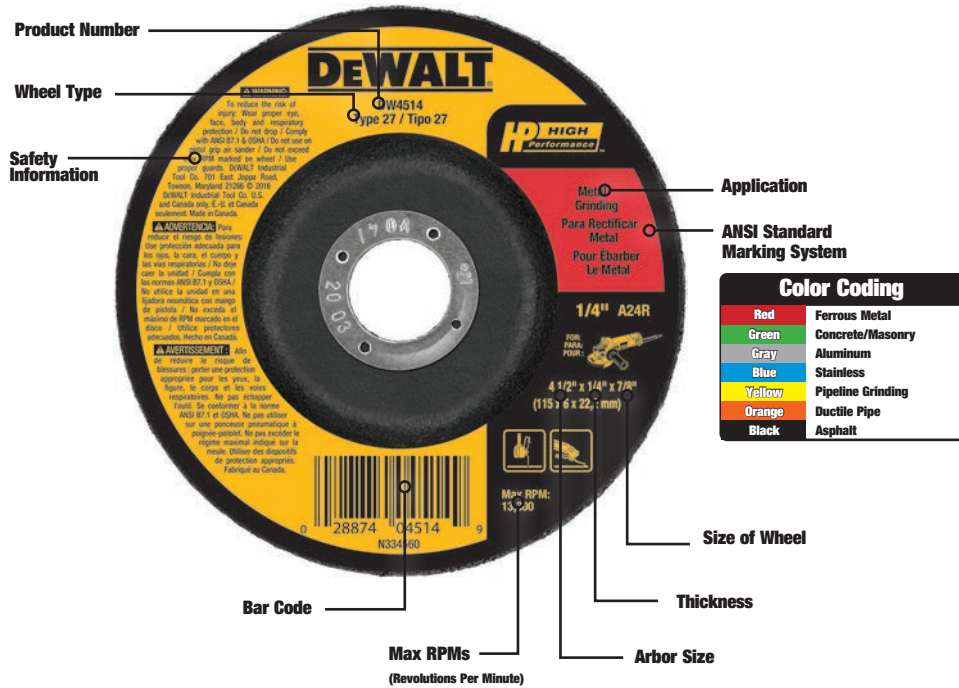




	Bonded	Coated & Non-Woven	Diamonds	Wire Wheels
BEST	<p>XP™ CERAMIC PERFORMANCE</p> 	<p>XP3™ Ceramic</p> 	<p>XP4™</p> 	
BETTER	<p>XP™ EXTENDED PERFORMANCE</p> 	<p>XP EXTENDED Performance Zirconia COOL DISC™</p> 	<p>XP™ EXTENDED PERFORMANCE</p> 	<p>XP™ EXTENDED PERFORMANCE</p> 
GOOD	<p>HP HIGH Performance™</p> 	<p>XP™ EXTENDED PERFORMANCE</p> 	<p>HP HIGH Performance™</p> 	<p>HP HIGH Performance™</p> 
	<p>HP HIGH Performance™</p> 	<p>HP HIGH Performance™</p> 	<p>HP HIGH Performance™</p> 	<p>HP HIGH Performance™</p> 

DEWALT ABRASIVE PRODUCT IDENTIFICATION

DEWALT utilizes an industry recognized color coding and identification system to help users identify the right bonded abrasive wheel for their application. There are also several other key identifiers to look for on a wheel; s, wheel size, thickness, and arbor size to ensure the correct product is used.



American National Standards Institute (ANSI)

A			
Primary grain used to make the wheel			
A - Aluminum Oxide TA - Treated Aluminum Oxide C - Silicon Carbide Z - Aluminum Zirconia SG - Ceramic			
24			
Size of the abrasive grain			
Coarse	Medium	Fine	Very Fine
16	30	100	220
20	36	120	240
24	46	180	280
	60		
R			
Hardness of the bond			
Soft Medium Hard			
A N R T Z			
BF			
Type of bond used			
B - Resinoid BF - Resinoid Reinforced RF - Rubber Reinforced S - Silicate V - Vitrified			

TYPES OF ABRASIVE GRAINS



-A-
ALUMINUM OXIDE

Tough, durable grain used for cutting, grinding, and finishing of metal in bonded abrasives- and metal, wood, and coatings in coated abrasives.



-TA-
TREATED ALUMINUM OXIDE

Aluminum oxide grain with a coating that increases bond strength for harder, longer lasting bonded abrasives.



-Z-
ZIRCONIA

Tough, durable grain with fine crystal structure used for rugged stock removal of metal in bonded abrasives, and metal, and wood in coated abrasives.



-C-
SILICON CARBIDE

Very hard and brittle grain used on concrete and very soft or very hard metals in bonded abrasives. For very fine finishing of metal and coatings in coated abrasives.



CERAMIC

Tough, durable grain with very fine crystal structure to create many more cutting edges in each grain. Used for the highest stock removal of metal in bonded and coated abrasives.



DIAMOND

Very hard and durable grain for use in cutting and grinding concrete and metal.

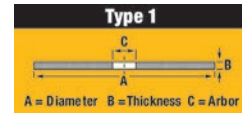
TYPE 1 BONDED ABRASIVES

XP™ CERAMIC PERFORMANCE

CAT #	DIA.	THICKNESS	ARBOR	GRIT	MAX RPM	PACK
Metal & Stainless Cutting						
DW8051	4-1/2"	.040"	7/8"	Z60T-BF	13,300	25
DW8052	5"	.040"	7/8"	Z60T-BF	12,200	25
DWA8951	4-1/2"	.045"	7/8"	SG60T	13,300	25
DWA8952	5"	.045"	7/8"	SG60T	12,200	10
DWA8953	6"	.045"	7/8"	SG60T	10,100	10
DWA8954	7"	.045"	7/8"	SG60T	8,700	10
DWA8951F	4-1/2"	.045"	7/8"	46U-BF	13,300	25
DWA8952F	5"	.045"	7/8"	46U-BF	12,200	25
DWA8953F	6"	.045"	7/8"	46U-BF	10,100	25
DWA8951L	4-1/2"	1/16"	7/8"	SG60T	12,200	25
DWA8952L	5"	1/16"	7/8"	SG60T	12,200	25
DWA8953L	6"	1/16"	7/8"	SG60T	10,100	25
DWA8954L	7"	1/16"	7/8"	SG60T	8,700	25

XP™ EXTENDED PERFORMANCE

CAT #	DIA.	THICKNESS	ARBOR	GRIT	MAX RPM	PACK
Metal & Stainless Cutting						
DW8850	4"	.045"	5/8"	Z60T	15,200	25
DW8851	4-1/2"	.045"	7/8"	Z60T	13,300	25
DW8852	5"	.045"	7/8"	Z60T	12,200	25
DW8853	6"	.045"	7/8"	Z60T	10,100	25
DW8854	7"	.045"	7/8"	Z60T	8,700	25
Metal Abrasive Saw Blades						
DW8057	12"	7/64"	1"	TA24T	5,000	10
DW8059	14"	7/64"	1"	TA24T	4,300	10
Metal Chop Saw Blade						
DW8056	7"	1/8"	5/8" - ♦	TA24T	8,700	25



HP HIGH PERFORMANCE SMALL DIAMETER CUTTING WHEELS

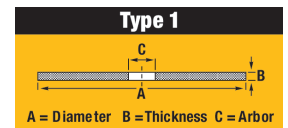
CAT #	DIA.	THICKNESS	ARBOR	GRIT	MAX RPM	PACK
Metal & Stainless Cutting						
DW8061	4"	.045"	5/8"	A60T	15,200	25
DW8062	4-1/2"	.045"	7/8"	A60T	13,300	25
DW8063	5"	.045"	7/8"	A60T	12,200	25
DW8725	6"	.040"	7/8"	A60T	10,100	25
DW8065	7"	.045"	7/8"	A60T	8,700	25
DWA8062F	4-1/2"	.040"	7/8"	A60T	13,300	25
DWA8063F	5"	.040"	7/8"	A60T	12,200	25
DWA8726F	6"	.040"	7/8"	A60T	10,100	25
DWA8062L	4-1/2"	1/16"	7/8"	A60T	13,300	25
DWA8063L	5"	1/16"	7/8"	A60T	12,200	25
DWA8426L	6"	1/16"	7/8"	A60T	10,100	25
Masonry Cutting						
DW8071	4"	.045"	5/8"	C60T	15,200	25
DW8072	4-1/2"	.045"	7/8"	C60T	13,300	25
Aluminum Cutting						
DW8062A	4-1/2"	.045"	7/8"	A60N	13,200	25
DW8725A	6"	.045"	7/8"	A60N	10,000	25
Stainless Steel Cutting Wheels CONTAMINANT-FREE						
DW8062S	4-1/2"	.045"	7/8"	A60S	13,300	25
DW8063S	5"	.045"	7/8"	A60S	12,200	25
DW8075S	6"	.045"	7/8"	A60S	10,100	25
DW8065S	7"	.045"	7/8"	A60S	8,700	25
DW8080	4-1/2"	3/32"	7/8"	A30S	13,300	25

HP HIGH PERFORMANCE DIE GRINDER WHEELS

CAT #	DIA.	THICKNESS	ARBOR	GRIT	MAX RPM	PACK
Metal & Stainless Cutting & Grinding						
DW8701	2-1/2"	.035"	1/4"	A60T	30,500	50
DW8702	2-1/2"	.035"	3/8"	A36T	30,500	50
DW8703	2-1/2"	.035"	1/4"	A36T	30,500	50
DW8700	2-1/2"	.035"	3/8"	A60T	30,500	50
DW8708	3"	.035"	1/4"	A36T	24,400	50
DW8706	3"	.035"	3/8"	A36T	24,400	50
DW8712	3"	.035"	3/8"	A60T	24,400	50
DW8704	3"	1/16"	1/4"	A36T	24,400	50
DW8705	3"	1/16"	3/8"	A36T	24,400	50
DW8711	3"	1/16"	3/8"	A60T	24,400	50
DW8710	3"	1/8"	1/4"	A24R	24,400	50
DW8709	3"	1/8"	3/8"	A24R	24,400	50
DW8717	4"	.035"	3/8"	A36T	19,000	25
DW8720	4"	.035"	3/8"	A60T	19,000	25
DW8724	4"	.035"	5/8"	A60T	19,000	25
DW8713	4"	1/16"	1/4"	A36T	19,000	25
DW8715	4"	1/16"	1/4"	A60T	19,000	25
DW8716	4"	1/16"	3/8"	A36T	19,000	25
DW8719	4"	1/16"	3/8"	A60T	19,000	25
DW8722	4"	1/16"	5/8"	A36T	19,000	25
DW8723	4"	1/16"	5/8"	A60T	19,000	25
DW8718	4"	1/8"	3/8"	A24R	19,000	25



TYPE 1 BONDED ABRASIVES *(continued)*



SMALL DIAMETER CUTTING WHEELS

CAT #	DIA.	THICKNESS	ARBOR	GRIT	MAX RPM	PACK
Metal Cutting						
DWA8050	4"	.045"	5/8"	A60T	15,200	25
DWA8051	4-1/2"	.045"	7/8"	A60T	13,300	25
DWA8054	6"	.045"	7/8"	A60T	10,100	25

CAT #	DIA.	THICKNESS	ARBOR	GRIT	MAX RPM	PACK
Masonry Cutting						
DWA8050C	4"	.045"	5/8"	C60T	15,200	25
DWA8051C	4-1/2"	.045"	7/8"	C60T	13,300	25



HP HIGH Performance CHOP SAW WHEELS

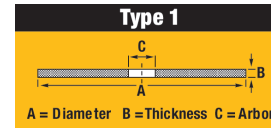
CAT #	DIA.	THICKNESS	ARBOR	GRIT	APPLICATION	MAX RPM	PACK
Metal Chop Saw Wheels							
DW8005	10"	7/64"	5/8"	A24R	General Purpose Metal Cutting	6,100	10
DW8004	12"	7/64"	1"	A24R	General Purpose Metal Cutting	5,000	10
DW8001	14"	7/64"	1"	A24R	General Purpose Metal Cutting	4,300	10
DW8002	14"	7/64"	1"	A24S	Fabrication Cutting	4,300	10
DW8003	14"	7/64"	1"	A24T	Stud Cutting	4,300	10
DW8010	16"	7/64"	1"	A24R	General Purpose Metal Cutting	3,800	10
DW8019	20"	3/16"	1"	A24R	General Purpose Metal Cutting	3,000	10
Masonry Stationary & Chop Saw Wheels							
DW8009	10"	1/8"	5/8"	C24R	Masonry Cutting	6,100	10
Stainless Steel Stationary & Chop Saw Wheels CONTAMINANT-FREE							
DW8016	14"	3/32"	1"	A30S	Stainless Steel Cutting	4,300	10
Metal Circular Saw Wheels							
DW3508	6-1/2"	1/8"	5/8"-♦	A24R	Metal Cutting	9,400	25
DW3511	7"	1/8"	5/8"-♦	A24R	Metal Cutting	8,700	25
DW3531	8"	1/8"	5/8"-♦	A24R	Metal Cutting	7,600	25
Masonry Circular Saw Wheels							
DW3509	6-1/2"	1/8"	5/8"-♦	C24R	Masonry Cutting	9,400	25
DW3521	7"	1/8"	5/8"-♦	C24R	Masonry Cutting	8,700	25
DW3532	8"	1/8"	5/8"-♦	C24R	Masonry Cutting	7,600	25
Metal Circular Saw Wheels							
DWA8011	14"	7/64"	1"	A24N	Fast General Purpose Metal Cutting	4,300	10
Metal Circular Saw Wheels							
DWA3501	7"	1/8"	5/8"-♦	A24N	Fast Metal Cutting	8,700	25
Masonry Circular Saw Wheels							
DWA3502	7"	1/8"	5/8"-♦	C24R	Fast Masonry Cutting	8,700	25



TYPE 1 BONDED ABRASIVES *(continued)*

HP HIGH PERFORMANCE HIGH SPEED WHEELS

CAT #	DIA.	THICKNESS	ARBOR	GRIT	APPLICATION	MAX RPM	PACK
Metal & Masonry Cutting							
DWA8020D	12"	1/8"	1"/20mm	A24/C24P	High Speed Metal & Concrete Cutting	6,400	10
DWA8021D	14"	1/8"	1"/20mm	A24/C24P	High Speed Metal & Concrete Cutting	5,500	10
Metal Cutting							
DW8020	14"	1/8"	1"	A24R	High Speed Metal Cutting	5,500	10
DW8021	14"	1/8"	20mm	A24R	High Speed Metal Cutting	5,500	10
DW8022	12"	1/8"	1"	A24R	High Speed Metal Cutting	6,400	10
DW8023	12"	1/8"	20mm	A24R	High Speed Metal Cutting	6,400	10
Masonry Cutting							
DW8024	14"	1/8"	1"	C24P	High Speed Concrete Cutting	5,500	10
DW8025	14"	1/8"	20mm	C24P	High Speed Concrete Cutting	5,500	10
DW8026	12"	1/8"	1"	C24P	High Speed Concrete Cutting	6,400	10
DW8027	12"	1/8"	20mm	C24P	High Speed Concrete Cutting	6,400	10
DW8039	14"	3/16"	1" pinhole	C24N	Walk Behind Green Concrete & Asphalt Cutting	4,300	10
DW8030	14"	1/8"	1"	A24/C24P	High Speed Ductile Cutting	5,500	10
Ductile Pipe Cutting							
DW8031	14"	1/8"	20mm	A24/C24P	High Speed Ductile Cutting	5,500	10
DW8032	12"	1/8"	1"	A24/C24P	High Speed Ductile Cutting	6,400	10
DW8033	12"	1/8"	20mm	A24/C24P	High Speed Ductile Cutting	6,400	10
Asphalt Cutting							
DW8034	14"	5/32"	1"	C24N	High Speed Asphalt Cutting	5,500	10
DW8035	14"	1/8"	20mm	C24N	High Speed Asphalt Cutting	5,500	10
DW8036	12"	1/8"	1"	C24N	High Speed Asphalt Cutting	6,400	10
Metal Cutting							
DW8020R3	14"	1/8"	1"	A24R	Metal Cutting	5,500	10
3-LAYER FIBERGLASS							
DWA8039R3	16"	5/32"	1"	A24R	Metal Cutting	4,700	10
DWA8038R3	16"	5/32"	20mm	A24R	Metal Cutting	4,700	10
Masonry Cutting							
DW8024R3	14"	1/8"	1"	C24R	Concrete Masonry	5,500	10
DW8025R3	14"	1/8"	20mm	C24R	Concrete Masonry	5,500	10
DWA8038CR3	16"	5/32"	20mm	C24R	Concrete Masonry	4,700	10
DWA8039CR3	16"	5/32"	1"	C24R	Concrete Masonry	4,700	10
Ductile Pipe Cutting							
DW8030R3	14"	1/8"	1"	A24/C24P	Ductile Pipe	5,500	10
DW8031R3	14"	1/8"	20mm	A24/C24P	Ductile Pipe	5,500	10
DWA8039DR3	16"	5/32"	1"	A24/C24P	Ductile Pipe	4,700	10
DWA8038DR3	16"	5/32"	20mm	A24/C24P	Ductile Pipe	4,700	10
High Speed Rail Cutting							
DW8021R	14"	1/8"	20mm	A24P	High Speed Rail Cutting	5,500	10
DWA8039RR3	16"	5/32"	1"	A24P	High Speed Rail Cutting	4,700	10
DW8020ZR	14"	1/8"	1"	Z24R	High Speed Rail Cutting	5,500	10
DW8020R	14"	1/8"	1"	A24P	High Speed Rail Cutting	5,500	10



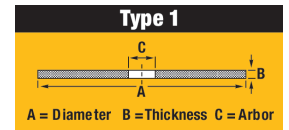
XP EXTENDED PERFORMANCE HIGH SPEED WHEELS

CAT #	DIA.	THICKNESS	ARBOR	GRIT	APPLICATION	MAX RPM	PACK
Metal Cutting							
DWA8021XP	14"	1/8"	1"/20mm	TA24T	High Speed Metal Cutting	5,500	10

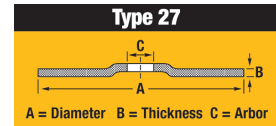
TYPE 1 BONDED ABRASIVES *(continued)*

HIGH SPEED WHEELS

CAT #	DIA.	THICKNESS	ARBOR	GRIT	APPLICATION	MAX RPM	PACK
Metal Cutting							
DWA8030	14"	1/8"	1"	A24N	High Speed Metal Cutting	5,500	10
DWA8031	14"	1/8"	20mm	A24N	High Speed Metal Cutting	5,500	10
DWA8032	12"	1/8"	1"	A24N	High Speed Metal Cutting	6,400	10
DWA8033	12"	1/8"	20mm	A24N	High Speed Metal Cutting	6,400	10
Masonry Cutting							
DWA8034	14"	1/8"	1"	C24R	High Speed Concrete Cutting	5,500	10
DWA8035	14"	1/8"	20mm	C24R	High Speed Concrete Cutting	5,500	10
DWA8036	12"	1/8"	1"	C24R	High Speed Concrete Cutting	6,400	10
DWA8037	12"	1/8"	20mm	C24R	High Speed Concrete Cutting	6,400	10



TYPE 27 BONDED ABRASIVES



XP™ CERAMIC PERFORMANCE

CAT #	DIA.	THICKNESS	ARBOR	GRIT	MAX RPM	PACK
Metal & Stainless Cutting						
DWA8957	4.5"	.045"	7/8"	SG60T	13,300	25
DWA8958	5"	.045"	7/8"	SG60T	12,200	10
DWA8959	6"	.045"	7/8"	SG60T	10,100	10
DWA8957F	4-1/2"	.045"	7/8"	SG60T	13,300	25
DWA8959F	6"	.045"	7/8"	SG60T	10,100	25
DWA8958F	5"	.045"	7/8"	SG60T	12,200	25
DWA8957L	4-1/2"	1/16"	7/8"	SG60T	13,300	25
DWA8958L	5"	1/16"	7/8"	SG60T	12,200	25
DWA8959L	6"	1/16"	7/8"	SG60T	10,100	25
DWA8960L	7"	1/16"	7/8"	SG60T	8,700	25
Metal & Stainless Cutting & Notching						
DWA8904	4.5"	3/32"	7/8"	SG24N	13,300	25
DWA8905	4.5"	3/32"	5/8"-11	SG24N	13,300	10
DWA8910	5"	3/32"	7/8"	SG24N	12,200	25
DWA8911	5"	3/32"	5/8"-11	SG24N	12,200	10
DWA8916	6"	3/32"	7/8"	SG24N	10,100	10
DWA8917	6"	3/32"	5/8"-11	SG24N	10,100	10
DWA8922	7"	3/32"	7/8"	SG24N	8,700	10
DWA8923	7"	3/32"	5/8"-11	SG24N	8,700	10

CAT #	DIA.	THICKNESS	ARBOR	GRIT	MAX RPM	PACK
Metal & Stainless Cutting & Grinding						
DWA8928	9"	3/32"	7/8"	SG24N	6,600	10
DWA8929	9"	3/32"	5/8"-11	SG24N	6,600	10
DWA8929	9"	3/32"	5/8"-11	SG24N	6,600	10
Metal & Stainless Cutting & Grinding						
DWA8906	4.5"	1/8"	7/8"	SG24N	13,300	25
DWA8907	4.5"	1/8"	5/8"-11	SG24N	13,300	10
DWA8912	5"	1/8"	7/8"	SG24N	12,200	25
DWA8913	5"	1/8"	5/8"-11	SG24N	12,200	10
DWA8918	6"	1/8"	7/8"	SG24N	10,100	10
DWA8919	6"	1/8"	5/8"-11	SG24N	10,100	10
DWA8924	7"	1/8"	7/8"	SG24N	8,700	10
DWA8925	7"	1/8"	5/8"-11	SG24N	8,700	10
DWA8930	9"	1/8"	7/8"	SG24N	6,600	10
DWA8931	9"	1/8"	5/8"-11	SG24N	6,600	10
Metal & Stainless Grinding						
DWA8908	4.5"	1/4"	7/8"	SG24N	13,300	25
DWA8909	4.5"	1/4"	5/8"-11	SG24N	13,300	10
DWA8914	5"	1/4"	7/8"	SG24N	12,200	25
DWA8915	5"	1/4"	5/8"-11	SG24N	12,200	10
DWA8920	6"	1/4"	7/8"	SG24N	10,100	10
DWA8921	6"	1/4"	5/8"-11	SG24N	10,100	10
DWA8926	7"	1/4"	7/8"	SG24N	8,700	10
DWA8927	7"	1/4"	5/8"-11	SG24N	8,700	10
DWA8932	9"	1/4"	7/8"	SG24N	6,600	10
DWA8933	9"	1/4"	5/8"-11	SG24N	6,600	10



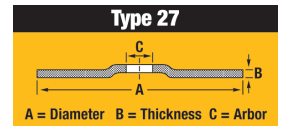
XP EXTENDED PERFORMANCE

CAT #	DIA.	THICKNESS	ARBOR	GRIT	MAX RPM	PACK
Metal & Stainless Cutting						
DW8856	4"	.045"	5/8"	Z60T	15,200	25
DW8857	4-1/2"	.045"	7/8"	Z60T	13,300	25
DW8857H	4-1/2"	.045"	5/8"-11	Z60T	13,300	10
DW8858	5"	.045"	7/8"	Z60T	12,200	25
DW8858H	5"	.045"	5/8"-11	Z60T	12,200	10
DW8859	6"	.045"	7/8"	Z60T	10,100	25
DW8859H	6"	.045"	5/8"-11	Z60T	10,100	10
DW8860	7"	.045"	7/8"	Z60T	8,700	25
DW8860H	7"	.045"	5/8"-11	Z60T	8,700	10
Metal & Stainless Cutting & Notching						
DW8800	4"	3/32"	5/8"	Z24R	15,200	25
DW8804	4-1/2"	3/32"	7/8"	Z24R	15,200	25
DW8805	4-1/2"	3/32"	5/8"-11	Z24R	15,200	10
DW8810	5"	3/32"	7/8"	Z24R	15,200	25
DW8811	5"	3/32"	5/8"-11	Z24R	15,200	10
DW8816	6"	3/32"	7/8"	Z24R	10,100	10
DW8817	6"	3/32"	5/8"-11	Z24R	10,100	10
DW8822	7"	3/32"	7/8"	Z24R	8,700	10
DW8823	7"	3/32"	5/8"-11	Z24R	8,700	10
DW8828	9"	3/32"	7/8"	Z24R	6,600	10
DW8829	9"	3/32"	5/8"-11	Z24R	6,600	10
DW8801	4"	1/8"	3/8"	Z24R	15,200	25
DW8802	4"	1/8"	5/8"	Z24R	15,200	25
DW8806	4-1/2"	1/8"	7/8"	Z24R	13,300	25
DW8807	4-1/2"	1/8"	5/8"-11	Z24R	13,300	10

CAT #	DIA.	THICKNESS	ARBOR	GRIT	MAX RPM	PACK
Metal & Stainless Cutting & Grinding						
DW8812	5"	1/8"	7/8"	Z24R	12,200	25
DW8807	4-1/2"	1/8"	5/8"-11	Z24R	13,300	10
DW8813	5"	1/8"	5/8"-11	Z24R	12,200	10
DW8818	6"	1/8"	7/8"	Z24R	10,100	10
DW8819	6"	1/8"	5/8"-11	Z24R	10,100	10
DW8824	7"	1/8"	7/8"	Z24R	8,700	10
DW8825	7"	1/8"	5/8"-11	Z24R	8,700	10
DW8830	9"	1/8"	7/8"	Z24R	6,600	10
DW8831	9"	1/8"	5/8"-11	Z24R	6,600	10
Metal & Stainless Grinding						
DW8803	4"	1/4"	5/8"	Z24R	15,200	25
DW8808	4-1/2"	1/4"	7/8"	Z24R	13,300	25
DW8809	4-1/2"	1/4"	5/8"-11	Z24R	13,300	10
DW8814	5"	1/4"	7/8"	Z24R	12,200	25
DW8815	5"	1/4"	5/8"-11	Z24R	12,200	10
DW8820	6"	1/4"	7/8"	Z24R	10,100	10
DW8821	6"	1/4"	5/8"-11	Z24R	10,100	10
DW8826	7"	1/4"	7/8"	Z24R	8,700	10
DW8827	7"	1/4"	5/8"-11	Z24R	8,700	10
DW8832	9"	1/4"	7/8"	Z24R	6,600	10
DW8833	9"	1/4"	5/8"-11	Z24R	6,600	10



TYPE 27 BONDED ABRASIVES (continued)



CAT #	DIA.	THICKNESS	ARBOR	GRIT	MAX RPM	PACK
Metal & Stainless Cutting						
DWA8424F	4-1/2"	.040"	7/8"	A60T	13,300	25
DWA8426F	6"	.040"	7/8"	A60T	10,100	25
DW8420	4"	.045"	5/8"-11	A60T	15,200	25
DW8424	4-1/2"	.045"	7/8"	A60T	13,300	25
DW8424H	4-1/2"	.045"	5/8"-11	A60T	13,300	10
DW8425	5"	.045"	7/8"	A60T	12,200	25
DW8425H	5"	.045"	5/8"-11	A60T	12,200	10
DW8426	6"	.045"	7/8"	A60T	10,100	25
DW8426H	6"	.045"	5/8"-11	A60T	10,100	10
DW8427H	7"	.045"	7/8"	A60T	8,700	25
DW8426MH	7"	.045"	5/8"-11	A60T	8,700	10
DWA8424L	4-1/2"	1/16"	7/8"	A60T	13,300	25
DWA8426L	6"	1/16"	7/8"	A60T	10,100	25
Metal Cutting & Notching						
DW8750	4-1/2"	3/32"	7/8"	A24R	13,300	25
DW8751	4-1/2"	3/32"	5/8"-11	A24R	13,300	10
DW8752	5"	3/32"	7/8"	A24R	12,200	25
DW8753	5"	3/32"	5/8"-11	A24R	12,200	10
DW8754	6"	3/32"	7/8"	A24R	10,100	10
DW8755	6"	3/32"	5/8"-11	A24R	10,100	10
DW8756	7"	3/32"	7/8"	A24R	8,700	10
DW8757	7"	3/32"	5/8"-11	A24R	8,700	10
DW8758	9"	3/32"	7/8"	A24R	6,600	10
DW8759	9"	3/32"	5/8"-11	A24R	6,600	10
Pipeline Metal & Stainless Cutting & Grinding						
DW4418	4"	1/8"	5/8"	A24R	15,200	25

CAT #	DIA.	THICKNESS	ARBOR	GRIT	MAX RPM	PACK
Pipeline Metal & Stainless Cutting & Grinding						
DW8434	4-1/2"	1/8"	7/8"	A24R	13,300	25
DW8435	4-1/2"	1/8"	5/8"-11	A24R	13,300	10
DW8484	5"	1/8"	7/8"	A24R	12,200	25
DW8436	5"	1/8"	5/8"-11	A24R	12,200	10
DW8485	6"	1/8"	7/8"	A24R	10,100	10
DW8438	6"	1/8"	5/8"-11	A24R	10,100	10
DW8486	7"	1/8"	7/8"	A24R	8,700	10
DW8437	7"	1/8"	5/8"-11	A24R	8,700	10
DW8487	9"	1/8"	7/8"	A24R	6,600	10
DW8439	9"	1/8"	5/8"-11	A24R	6,600	10
Metal & Stainless Grinding						
DW4419	4"	1/4"	5/8"	A24R	15,200	25
DW4514	4-1/2"	1/4"	7/8"	A24R	13,300	25
DW4514B5	4-1/2"	1/4"	7/8"	A24R	13,300	5
DW4523	4-1/2"	1/4"	5/8"-11	A24R	13,300	10
DW4619	5"	1/4"	7/8"	A24R	12,200	25
DW4623	5"	1/4"	5/8"-11	A24R	12,200	10
DW4624	6"	1/4"	7/8"	A24R	10,100	10
DW4626	6"	1/4"	5/8"-11	A24R	10,100	10
DW4719	7"	1/4"	7/8"	A24R	8,700	10
DW4999	7"	1/4"	5/8"-11	A24R	8,700	10
DW4999RT	7"	1/4"	5/8"-11	A24R	8,700	10
DW4949	9"	1/4"	7/8"	A24R	6,600	10
DW4954	9"	1/4"	5/8"-11	A24R	6,600	10
DW4954RT	9"	1/4"	5/8"-11	A24R	6,600	10



CAT #	DIA.	THICKNESS	ARBOR	GRIT	MAX RPM	PACK
Stainless Steel Cutting Wheels CONTAMINANT-FREE						
DW8424S	4-1/2"	.045"	7/8"	A60S	13,300	25
DW8425S	5"	.045"	7/8"	A60S	12,200	25

CAT #	DIA.	THICKNESS	ARBOR	GRIT	MAX RPM	PACK
Stainless Steel Cutting Wheels CONTAMINANT-FREE						
DW8426S	6"	.045"	7/8"	A60S	10,100	25
DW8427S	7"	.045"	7/8"	A60S	8,700	25



METAL CUTTING & GRINDING

CAT #	DIA.	THICKNESS	ARBOR	GRIT	MAX RPM	PACK
Metal & Stainless Fast Cutting						
DWA4530	4"	.045"	5/8"	A60T	15,200	25
DWA4531	4-1/2"	.045"	7/8"	A60T	13,300	25
DWA4534	7"	.045"	7/8"	A60T	8,700	25
Metal & Stainless Fast Cutting & Grinding						
DWA4510	4"	1/8"	5/8"	A24N	15,200	25
DWA4511	4-1/2"	1/8"	7/8"	A24N	13,300	25
DWA4511H	4-1/2"	1/8"	5/8"-11	A24N	13,300	10
DWA4512	5"	1/8"	7/8"	A24N	12,200	25
DWA4512H	5"	1/8"	5/8"-11	A24N	12,200	10
DWA4513	6"	1/8"	7/8"	A24N	10,100	10
DWA4513H	6"	1/8"	5/8"-11	A24N	10,100	10
DWA4514	7"	1/8"	7/8"	A24N	8,700	10
DWA4514H	7"	1/8"	5/8"-11	A24N	8,700	10
DWA4515	9"	1/8"	7/8"	A24N	6,600	10

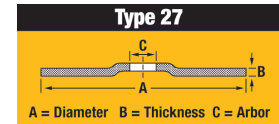
CAT #	DIA.	THICKNESS	ARBOR	GRIT	MAX RPM	PACK
Metal & Stainless Fast Grinding						
DWA4515H	9"	1/8"	5/8"-11	A24N	6,600	10
DWA4500	4"	1/4"	5/8"	A24N	15,200	25
DW4541	4-1/2"	1/4"	7/8"	A24N	13,300	25
DW4542	4-1/2"	1/4"	5/8"-11	A24N	13,300	10
DW4543	5"	1/4"	7/8"	A24N	12,200	25
DW4544	5"	1/4"	5/8"-11	A24N	12,200	10
DW4545	6"	1/4"	7/8"	A24N	10,100	10
DW4546	6"	1/4"	5/8"-11	A24N	10,100	10
DW4547	7"	1/4"	7/8"	A24N	8,700	10
DW4548	7"	1/4"	5/8"-11	A24N	8,700	10
DW4549	9"	1/4"	7/8"	A24N	6,600	10
DW4550	9"	1/4"	5/8"-11	A24N	6,600	10



TYPE 27 BONDED ABRASIVES *(continued)*

HP HIGH Performance MASONRY CUTTING & GRINDING WHEELS

CAT #	DIA.	THICKNESS	ARBOR	GRIT	MAX RPM	PACK	CAT #	DIA.	THICKNESS	ARBOR	GRIT	MAX RPM	PACK
Masonry Cutting							Masonry Grinding						
DW4428	4"	1/8"	5/8"	C24R	15,200	25	DW4429	4"	1/4"	5/8"	C24R	15,200	25
DW4528	4-1/2"	1/8"	7/8"	C24R	13,300	25	DW4524	4-1/2"	1/4"	7/8"	C24R	13,300	25
DW4552	4-1/2"	1/8"	5/8"-11	C24R	13,300	10	DW4551	4-1/2"	1/4"	5/8"-11	C24R	13,300	10
DW4628	5"	1/8"	7/8"	C24R	12,200	25	DW4629	5"	1/4"	7/8"	C24R	12,200	25
DW4728	7"	1/8"	7/8"	C24R	8,700	10	DW4554	7"	1/4"	7/8"	C24R	8,700	10
DW4758	7"	1/8"	5/8"-11	C24R	8,700	10	DW4759	7"	1/4"	5/8"-11	C24R	8,700	10
DW4928	9"	1/8"	7/8"	C24R	6,600	10	DW4959	9"	1/4"	5/8"-11	C24R	6,600	10



MASONRY GRINDING

CAT #	DIA.	THICKNESS	ARBOR	GRIT	APPLICATION	MAX RPM	PACK
Masonry Grinding							
DWA4500C	4"	1/4"	5/8"	C24R	Fast Masonry Grinding	15,200	25
DWA4501C	4-1/2"	1/4"	7/8"	C24R	Fast Masonry Grinding	13,300	25
DWA4514CH	7"	1/4"	5/8"-11	C24R	Fast Masonry Grinding	8,700	10



HP HIGH Performance STAINLESS CUTTING & GRINDING WHEELS

CAT #	DIA.	THICKNESS	ARBOR	GRIT	MAX RPM	PACK	CAT #	DIA.	THICKNESS	ARBOR	GRIT	MAX RPM	PACK
Stainless Steel Cutting							Stainless Steel Grinding						
CONTAMINANT-FREE													
DW8410	4"	1/4"	5/8"	A30S	15,200	25	DW8414	4-1/2"	1/4"	7/8"	A30S	13,300	25
DW8452	4-1/2"	1/8"	7/8"	A30S	13,300	25	DW8415	4-1/2"	1/4"	5/8"-11	A30S	13,300	10
DW8452H	4-1/2"	1/8"	5/8"-11	A30S	13,300	10	DW8464	5"	1/4"	7/8"	A30S	12,200	25
DW8454	5"	1/8"	7/8"	A30S	12,200	25	DW8416	5"	1/4"	5/8"-11	A30S	12,200	10
DW8457	6"	1/8"	7/8"	A30S	10,100	10	DW8465	6"	1/4"	7/8"	A30S	10,100	10
DW8457H	6"	1/8"	5/8"-11	A30S	10,100	10	DW8465H	6"	1/4"	5/8"-11	A30S	10,100	10
DW8456	7"	1/8"	7/8"	A30S	8,700	10	DW8466	7"	1/4"	7/8"	A30S	8,700	10
DW8456H	7"	1/8"	5/8"-11	A30S	8,700	10	DW8417	7"	1/4"	5/8"-11	A30S	8,700	10
DW8458	9"	1/8"	7/8"	A30S	6,600	10	DW8419	9"	1/4"	5/8"-11	A30S	6,600	10
DW8458H	9"	1/8"	5/8"-11	A30S	6,600	10							



HP HIGH Performance GRINDING WHEELS

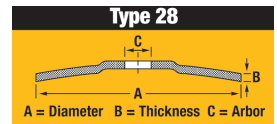
CAT #	DIA.	THICKNESS	ARBOR	GRIT	APPLICATION	MAX RPM	PACK
Aluminum Grinding							
DW8400	4"	1/4"	5/8"	A30N	Aluminum Grinding	15,200	25
DW8404	4-1/2"	1/4"	7/8"	A30N	Aluminum Grinding	13,300	25
DW8405	4-1/2"	1/4"	5/8"-11	A30N	Aluminum Grinding	13,300	10
DW8474	5"	1/4"	7/8"	A30N	Aluminum Grinding	12,200	25
DW8406	5"	1/4"	5/8"-11	A30N	Aluminum Grinding	12,200	10
DW8475	6"	1/4"	7/8"	A30N	Aluminum Grinding	10,100	10
DW8475H	1/4"	1/4"	5/8"-11	A30N	Aluminum Grinding	10,100	10
DW8476	7"	1/4"	7/8"	A30N	Aluminum Grinding	8,700	10
DW8407	7"	1/4"	5/8"-11	A30N	Aluminum Grinding	8,700	10
DW8409	9"	1/4"	5/8"-11	A30N	Aluminum Grinding	6,600	10
DW8477	9"	1/4"	7/8"	A30N	Aluminum Grinding	6,600	19



TYPE 28 BONDED ABRASIVES

HP HIGH Performance GRINDING WHEELS

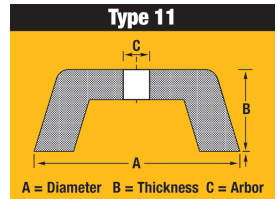
CAT #	DIA.	THICKNESS	ARBOR	GRIT	APPLICATION	MAX RPM	PACK
Metal Grinding							
DW8445	7"	1/4"	7/8"	A24R	Flat Metal Grinding	8,700	10
DW8446	7"	1/4"	5/8"-11	A24R	Flat Metal Grinding	8,700	10
DW8447	9"	1/4"	7/8"	A24R	Flat Metal Grinding	6,600	10
DW8448	9"	1/4"	5/8"-11	A24R	Flat Metal Grinding	6,600	10



TYPE 11 BONDED ABRASIVES

XP EXTENDED Performance CUP WHEELS

CAT #	DIA.	THICKNESS	ARBOR	GRIT	APPLICATION	MAX RPM	PACK
Metal Grinding							
DWA4965	6"	2"	5/8"-11	ZA16Q	Cast Iron, Bronze, Brass, Steel Castings	6,000	10



HP HIGH Performance CUP WHEELS

CAT #	DIA.	THICKNESS	ARBOR	GRIT	APPLICATION	MAX RPM	PACK
Metal Grinding							
DW4960	4"	2"	5/8"-11	A16R	Metal Surface Grinding	9,000	10
DW4962	5"	2"	5/8"-11	A16R	Metal Surface Grinding	7,000	10
DW4964	6"	2"	5/8"-11	A16R	Metal Surface Grinding	6,000	10
Masonry Grinding							
DW4961	4"	2"	5/8"-11	C16R	Masonry Surface Grinding	9,000	10
DW4965	6"	2"	5/8"-11	C16R	Masonry Surface Grinding	6,000	10



HP HIGH Performance FLEXIBLE GRINDING DISC

CAT #	DIA.	ARBOR	GRIT	APPLICATION	MAX RPM	PACK
Concrete, Masonry, Aluminum, Paint / General Purpose						
DWAH216C	4-1/2"	7/8"	C16	Concrete, Masonry, Aluminum, Paint / General Purpose	13,200	10
DWAH224C	4-1/2"	7/8"	C24	Concrete, Masonry, Aluminum, Paint / General Purpose	13,200	10
DWAH236C	4-1/2"	7/8"	C36	Concrete, Masonry, Aluminum, Paint / General Purpose	13,200	10
DWAH716C	7"	7/8"	C16	Concrete, Masonry, Aluminum, Paint / General Purpose	8,600	10
DWAH724C	7"	7/8"	C24	Concrete, Masonry, Aluminum, Paint / General Purpose	8,600	10
DWAH736C	7"	7/8"	C36	Concrete, Masonry, Aluminum, Paint / General Purpose	8,600	10



STONE RUBS

HP HIGH Performance HAND & FLOOR RUB

CAT #	DIA.	THICKNESS	HEIGHT	GRIT	APPLICATION	TYPE	PACK
Plain							
DWA4960	4"	2"	2"	C10	Concrete, Stone & Brick Flooring	Plain	6
DWA4961	4"	2"	2"	C24	Concrete, Stone & Brick Flooring	Plain	6
DWA4963F	6"	2"	2"	C24	Concrete, Stone & Brick Flooring	Fluted	6
DWA4963	6"	3"	1"	C24	Concrete, Stone & Brick Flooring	Handle	1
DWA4964	8"	3-1/2"	1-1/2"	C24	Concrete, Stone & Brick Flooring	Handle	1

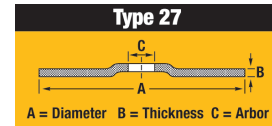


TYPE 27 FLAP DISCS

XP EXTENDED
Performance

**WEARABLE
BACKING FLAP
DISCS**

CAT #	DIA.	ARBOR	GRIT	MAX RPM	PACK
DW8210	4-1/2"	7/8"	Z40	13,300	10
DW8211	4-1/2"	7/8"	Z60	13,300	10
DW8212	4-1/2"	7/8"	Z80	13,300	10
DW8213	4-1/2"	7/8"	Z120	13,300	10
DW8210H	4-1/2"	5/8"-11	Z40	13,300	5



CAT #	DIA.	ARBOR	GRIT	MAX RPM	PACK
DW8211H	4-1/2"	5/8"-11	Z60	13,300	5
DW8212H	4-1/2"	5/8"-11	Z80	13,300	5
DW8213H	4-1/2"	5/8"-11	Z120	13,300	5
DW8218H	7"	5/8"-11	Z40	8,700	5
DW8219H	7"	5/8"-11	Z60	8,700	5
DW8220H	7"	5/8"-11	Z80	8,700	5



XP EXTENDED
Performance

**FLAP
DISCS**

CAT #	DIA.	ARBOR	GRIT	MAX RPM	PACK
CONTAMINANT-FREE					
DW8250	4-1/2"	7/8"	Z40	13,300	10
DW8251	4-1/2"	7/8"	Z60	13,300	10
DW8252	4-1/2"	7/8"	Z80	13,300	10
DW8253	4-1/2"	7/8"	Z120	13,300	10
DW8254	4-1/2"	5/8"-11	Z40	13,300	5
DW8255	4-1/2"	5/8"-11	Z60	13,300	5
DW8256	4-1/2"	5/8"-11	Z80	13,300	5
DW8257	4-1/2"	5/8"-11	Z120	13,300	5

CAT #	DIA.	ARBOR	GRIT	MAX RPM	PACK
DW8258	5"	7/8"	Z40	12,200	10
DW8259	5"	7/8"	Z60	12,200	10
DW8260	5"	7/8"	Z80	12,200	10
DW8274	6"	7/8"	Z40	10,100	10
DW8275	6"	7/8"	Z60	10,100	10
DW8276	6"	7/8"	Z80	10,100	10
DW8277	6"	7/8"	Z120	10,100	10
DW8276H	6"	5/8"-11	Z80	10,100	5
DW8266	7"	7/8"	Z40	8,700	10
DW8270	7"	5/8"-11	Z40	8,700	5
DW8271	7"	5/8"-11	Z60	8,700	5
DW8272	7"	5/8"-11	Z80	8,700	5



HP HIGH
Performance

**FLAP
DISCS**

CAT #	DIA.	ARBOR	GRIT	MAX RPM	PACK
CONTAMINANT-FREE					
DW8300	4"	5/8"	Z36	15,200	10
DW8302	4"	5/8"	Z60	15,200	10
DW8303	4"	5/8"	Z80	15,200	10
DW8304	4"	5/8"	Z120	15,200	10
DW8350	4-1/2"	7/8"	Z24	13,300	10
DW8351	4-1/2"	7/8"	Z40	13,300	10
DW8352	4-1/2"	7/8"	Z60	13,300	10
DW8353	4-1/2"	7/8"	Z80	13,300	10
DW8354	4-1/2"	7/8"	Z120	13,300	10
DW8355	4-1/2"	5/8"-11	Z24	13,300	5
DW8356	4-1/2"	5/8"-11	Z40	13,300	5
DW8357	4-1/2"	5/8"-11	Z60	13,300	5
DW8358	4-1/2"	5/8"-11	Z80	13,300	5
DW8359	4-1/2"	5/8"-11	Z120	13,300	5

CAT #	DIA.	ARBOR	GRIT	MAX RPM	PACK
DW8361	5"	7/8"	Z40	12,200	10
DW8362	5"	7/8"	Z60	12,200	10
DW8363	5"	7/8"	Z80	12,200	10
DW8367	5"	5/8"-11	Z60	12,200	5
DW8368	5"	5/8"-11	Z80	12,200	5
DW8370	7"	7/8"	Z24	8,700	10
DW8371	7"	7/8"	Z40	8,700	10
DW8372	7"	7/8"	Z60	8,700	10
DW8373	7"	7/8"	Z80	8,700	10
DW8374	7"	7/8"	Z120	8,700	5
DW8375	7"	5/8"-11	Z24	8,700	5
DW8376	7"	5/8"-11	Z40	8,700	5
DW8377	7"	5/8"-11	Z60	8,700	5
DW8378	7"	5/8"-11	Z80	8,700	5
DW8379	7"	5/8"-11	Z120	8,700	5



TYPE 29 FLAP DISCS

XP CERAMIC™
PERFORMANCE



CAT #	DIA.	ARBOR	GRIT	PACK
DW8280	4-1/2"	7/8"	40	10
DWA8281	4-1/2"	7/8"	60	10
DWA8282	4-1/2"	7/8"	80	10
DWA8280H	4-1/2"	5/8"-11	40	5
DWA8281H	4-1/2"	5/8"-11	60	5
DWA8282H	4-1/2"	5/8"-11	80	5
DWA8283	5"	7/8"	40	10
DWA8284	5"	7/8"	60	10
DWA8285	5"	7/8"	80	10
DWA8286	7"	7/8"	40	10
DWA8287	7"	7/8"	60	10
DWA8288	7"	7/8"	80	10
DWA8286H	7"	5/8"-11	40	5
DWA8287H	7"	5/8"-11	60	5
DWA8288H	7"	5/8"-11	80	5

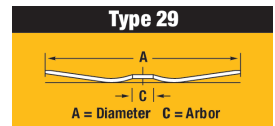


TYPE 29 FLAP DISCS (continued)



CAT #	DIA.	ARBOR	GRIT	MAX RPM	PACK
DW8380	6"	7/8"	Z40	10,100	10
DW8381	6"	7/8"	Z60	10,100	10
DW8382	6"	7/8"	Z80	10,100	10
DW8380H	6"	5/8"-11	Z40	10,100	5
DW8381H	6"	5/8"-11	Z60	10,100	5
DW8382H	6"	5/8"-11	Z80	10,100	5
DW8321	7"	7/8"	Z36	8,700	10
DW8323	7"	7/8"	Z60	8,700	10
DW8341	7"	5/8"-11	Z24	8,700	5
DW8327	7"	5/8"-11	Z36	8,700	5
DW8329	7"	5/8"-11	Z60	8,700	5
DW8330	7"	5/8"-11	Z80	8,700	5
CONTAMINANT-FREE					
DW8336	4-1/2"	7/8"	Z24	13,300	10
DW8306	4-1/2"	7/8"	Z36	13,300	10

CAT #	DIA.	ARBOR	GRIT	MAX RPM	PACK
DW8308	4-1/2"	7/8"	Z60	13,300	10
DW8309	4-1/2"	7/8"	Z80	13,300	10
DW8310	4-1/2"	7/8"	Z120	13,300	10
DW8337	4-1/2"	5/8"-11	Z24	13,300	5
DW8311	4-1/2"	5/8"-11	Z36	13,300	5
DW8312	4-1/2"	5/8"-11	Z60	13,300	5
DW8313	4-1/2"	5/8"-11	Z80	13,300	5
DW8314	4-1/2"	5/8"-11	Z120	13,300	5
DW8315	5"	7/8"	Z36	12,200	10
DW8317	5"	7/8"	Z60	12,200	10
DW8318	5"	7/8"	Z80	12,200	10
DW8332	5"	5/8"-11	Z36	12,200	5
DW8333	5"	5/8"-11	Z60	12,200	5
DW8334	5"	5/8"-11	Z80	12,200	5



FLAP DISCS

CAT #	DIA.	ARBOR	GRIT	MAX RPM	PACK
CONTAMINANT-FREE					
DWA8201	4"	5/8"	40	15,200	10
DWA8202	4"	5/8"	60	15,200	10
DWA8203	4"	5/8"	80	15,200	10
DWA8206	4-1/2"	7/8"	40	13,300	10
DWA8206H	4-1/2"	5/8"-11	40	13,300	5
DWA8207	4-1/2"	7/8"	60	13,300	10
DWA8207H	4-1/2"	5/8"-11	60	13,300	5
DWA8208	4-1/2"	7/8"	80	13,300	10
DWA8208H	4-1/2"	5/8"-11	80	13,300	5
DWA8216H	7"	5/8"-11	40	8,700	5
DWA8217H	7"	5/8"-11	60	8,700	5
DWA8218H	7"	5/8"-11	80	8,700	5

FIBER DISCS



CAT #	DIA.	ARBOR	GRIT	MAX RPM	PACK
DARB6G0225	4-1/2"	7/8"	24	13,300	25
DARB6G0325	4-1/2"	7/8"	36	13,300	25
DARB6G0525	4-1/2"	7/8"	50	13,300	25
DARB6H0225	5"	7/8"	24	12,200	25
DARB6H0325	5"	7/8"	36	12,200	25
DARB6H0525	5"	7/8"	50	12,200	25
DARB6K0225	7"	7/8"	24	8,700	25
DARB6K0325	7"	7/8"	36	8,700	25
DARB6K0525	7"	7/8"	50	8,700	25

CAT #	DIA.	ARBOR	GRIT	MAX RPM	PACK
DARC6G0215	4-1/2"	Quick Lock	24	13,300	15
DARC6G0315	4-1/2"	Quick Lock	36	13,300	15
DARC6G0515	4-1/2"	Quick Lock	50	13,300	15
DARC6H0215	5"	Quick Lock	24	12,200	15
DARC6K0215	7"	Quick Lock	24	8,700	15
DARC6K0315	7"	Quick Lock	36	8,700	15



CAT #	DIA.	ARBOR	GRIT	MAX RPM	PACK
DARB5G0225	4-1/2"	7/8"	24	13,300	25
DARB5G0325	4-1/2"	7/8"	36	13,300	25
DARB5G0525	4-1/2"	7/8"	50	13,300	25
DARB5G0625	4-1/2"	7/8"	60	13,300	25
DARB5G0825	4-1/2"	7/8"	80	13,300	25
DARB5G1025	4-1/2"	7/8"	100	13,300	25
DARB5G1225	4-1/2"	7/8"	120	13,300	25
DARB5H0225	5"	7/8"	24	12,200	25
DARB5H0325	5"	7/8"	36	12,200	25
DARB5H0525	5"	7/8"	50	12,200	25
DARB5H0625	5"	7/8"	60	12,200	25
DARB5H1225	5"	7/8"	120	12,200	25

CAT #	DIA.	ARBOR	GRIT	MAX RPM	PACK
DARB5K0225	7"	7/8"	24	8,700	25
DARB5K0325	7"	7/8"	36	8,700	25
DARB5K0525	7"	7/8"	50	8,700	25
DARB5K0625	7"	7/8"	60	8,700	25
DARB5K0825	7"	7/8"	80	8,700	25
DARB5K1025	7"	7/8"	100	8,700	25
DARB5K1225	7"	7/8"	120	8,700	25



CAT #	DIA.	ARBOR	GRIT	MAX RPM	PACK
DARC5G0215	4-1/2"	Quick Lock	24	13,300	15
DARC5G0315	4-1/2"	Quick Lock	36	13,300	15
DARC5G0615	4-1/2"	Quick Lock	60	13,300	15
DARC5G0815	4-1/2"	Quick Lock	80	13,300	15
DARC5H0315	5"	Quick Lock	36	12,200	15
DARC5H0815	5"	Quick Lock	80	12,200	15
DARC5K0215	7"	Quick Lock	24	8,700	15
DARC5K0515	7"	Quick Lock	50	8,700	15
DARC5K0615	7"	Quick Lock	60	8,700	15
DARC5K0815	7"	Quick Lock	80	8,700	15



CAT #	DIA.	ARBOR	GRIT	MAX RPM	PACK
DARB4G0225	4-1/2"	7/8"	24	13,300	25
DARB4G0325	4-1/2"	7/8"	36	13,300	25
DARB4G0625	4-1/2"	7/8"	60	13,300	25

CAT #	DIA.	ARBOR	GRIT	MAX RPM	PACK
DARB4G0825	4-1/2"	7/8"	80	13,300	25
DARB4H0225	5"	7/8"	24	12,200	25
DARB4H0325	5"	7/8"	36	12,200	25

CAT #	DIA.	ARBOR	GRIT	MAX RPM	PACK
DARB4H0525	5"	7/8"	50	12,200	25
DARB4H0625	5"	7/8"	60	12,200	25

FIBER DISCS (continued)

XP EXTENDED Performance ZIRCONIA

CAT #	DIA.	ARBOR	GRIT	MAX RPM	PACK
DARB4H0825	5"	7/8"	80	12,200	25
DARB4K0225	7"	7/8"	24	8,700	25
DARB4K0325	7"	7/8"	36	8,700	25
DARB4K0525	7"	7/8"	50	8,700	25
DARB4K0625	7"	7/8"	60	8,700	25
DARB4K0825	7"	7/8"	80	8,700	25
DARC4G0215	4-1/2"	Quick Lock	24	13,300	15
DARC4G0315	4-1/2"	Quick Lock	36	13,300	15
DARC4G0515	4-1/2"	Quick Lock	50	13,300	15
DARC4G0615	4-1/2"	Quick Lock	60	13,300	15
DARC4G0815	4-1/2"	Quick Lock	80	13,300	15

CAT #	DIA.	ARBOR	GRIT	MAX RPM	PACK
DARC4H0215	5"	Quick Lock	24	12,200	15
DARC4H0315	5"	Quick Lock	36	12,200	15
DARC4K0215	7"	Quick Lock	24	8,700	15
DARC4K0515	7"	Quick Lock	50	8,700	15
DARC4K0815	7"	Quick Lock	80	8,700	15



HP HIGH Performance ALUMINUM OXIDE

CAT #	DIA.	ARBOR	GRIT	MAX RPM	PACK
DARB1F0305	4"	5/8"	36	15,200	5
DARB1F0605	4"	5/8"	60	15,200	5
DARB1F0805	4"	5/8"	80	15,200	5
DARB1G0205	4-1/2"	7/8"	24	13,300	5
DARB1G0305	4-1/2"	7/8"	36	13,300	5
DARB1G0605	4-1/2"	7/8"	60	13,300	5
DARB1G0805	4-1/2"	7/8"	80	13,300	5
DARB1H0205	5"	7/8"	24	12,200	5
DARB1H0305	5"	7/8"	36	12,200	5
DARB1H0605	5"	7/8"	60	12,200	5
DARB1H0805	5"	7/8"	80	12,200	5
DARB1K0205	7"	7/8"	24	8,700	5
DARB1K0305	7"	7/8"	36	8,700	5
DARB1K0605	7"	7/8"	60	8,700	5
DARB1K0805	7"	7/8"	80	8,700	5



CAT #	DIA.	ARBOR	GRIT	MAX RPM	PACK
DARB1F0325	4"	5/8"	36	15,200	25
DARB1F0525	4"	5/8"	50	15,200	25
DARB1F0625	4"	5/8"	60	15,200	25
DARB1F0825	4"	5/8"	80	15,200	25
DARB1F1025	4"	5/8"	100	15,200	25
DARB1F1225	4"	5/8"	120	15,200	25
DARB1G0125	4-1/2"	7/8"	16	13,300	25
DARB1G0225	4-1/2"	7/8"	24	13,300	25
DARB1G0325	4-1/2"	7/8"	36	13,300	25
DARB1G0525	4-1/2"	7/8"	50	13,300	25
DARB1G0625	4-1/2"	7/8"	60	13,300	25
DARB1G0825	4-1/2"	7/8"	80	13,300	25
DARB1G1025	4-1/2"	7/8"	100	13,300	25
DARB1G1225	4-1/2"	7/8"	120	13,300	25
DARB1H0125	5"	7/8"	16	15,200	25

CAT #	DIA.	ARBOR	GRIT	MAX RPM	PACK
DARB1H0225	5"	7/8"	24	15,200	25
DARB1H0325	5"	7/8"	36	13,300	25
DARB1H0525	5"	7/8"	50	13,300	25
DARB1H0625	5"	7/8"	60	13,300	25
DARB1H0825	5"	7/8"	80	12,200	25
DARB1H1025	5"	7/8"	100	12,200	25
DARB1H1225	5"	7/8"	120	12,200	25
DARB1K0125	7"	7/8"	16	8,700	25
DARB1K0225	7"	7/8"	24	8,700	25
DARB1K0325	7"	7/8"	36	8,700	25
DARB1K0525	7"	7/8"	50	8,700	25
DARB1K0625	7"	7/8"	60	8,700	25
DARB1K0825	7"	7/8"	80	8,700	25
DARB1K1025	7"	7/8"	100	8,700	25
DARB1K1225	7"	7/8"	120	8,700	25

HP HIGH Performance ALUMINUM OXIDE

CAT #	DIA.	ARBOR	GRIT	MAX RPM	PACK
DARC1G0115	4-1/2"	Quick Lock	16	13,300	15
DARC1G0215	4-1/2"	Quick Lock	24	13,300	15
DARC1G0315	4-1/2"	Quick Lock	36	13,300	15
DARC1G0515	4-1/2"	Quick Lock	50	13,300	15
DARC1G0615	4-1/2"	Quick Lock	60	13,300	15
DARC1G0815	4-1/2"	Quick Lock	80	13,300	15
DARC1H0115	5"	Quick Lock	16	12,200	15
DARC1H0215	5"	Quick Lock	24	12,200	15
DARC1H0315	5"	Quick Lock	36	12,200	15
DARC1H0615	5"	Quick Lock	60	12,200	15
DARC1H0815	5"	Quick Lock	80	12,200	15
DARC1K0115	7"	Quick Lock	16	8,700	15
DARC1K0215	7"	Quick Lock	24	8,700	15
DARC1K0315	7"	Quick Lock	36	8,700	15
DARC1K0515	7"	Quick Lock	50	8,700	15
DARC1K0615	7"	Quick Lock	60	8,700	15
DARC1K0815	7"	Quick Lock	80	8,700	15



FLAP WHEELS

HP HIGH Performance ANGLE GRINDER FLAP WHEELS

CAT #	DIA.	ARBOR	GRIT	MAX RPM	PACK
DAGH1G0410	4-1/2"	5/8"-11	40	13,300	10
DAGH1G0610	4-1/2"	5/8"-11	60	13,300	10
DAGH1G0810	4-1/2"	5/8"-11	80	13,300	10
DAGH1G1210	4-1/2"	5/8"-11	120	13,300	10



HP HIGH Performance FINISHING FLAP WHEELS

CAT #	DIA.	WIDTH	SHAFT	GRIT	MAX RPM	PACK
DAFE7F0610	2"	1"	1/4"	60	12,000	10
DAFE7F1010	2"	1"	1/4"	100	12,000	10
DAFE7F1510	2"	1"	1/4"	150	12,000	10
DAFE7K0610	3"	1-3/4"	1/4"	60	8,000	10
DAFE7K1010	3"	1-3/4"	1/4"	100	8,000	10
DAFE7K1510	3"	1-3/4"	1/4"	150	8,000	10
DAFE7L0610	4"	1-3/4"	1/4"	60	6,000	10
DAFE7L1010	4"	1-3/4"	1/4"	100	6,000	10
DAFE7L1510	4"	1-3/4"	1/4"	150	6,000	10



FLAP WHEELS *(continued)*



CAT #	DIA.	WIDTH	SHAFT	GRIT	MAX RPM	PACK	CAT #	DIA.	WIDTH	SHAFT	GRIT	MAX RPM	PACK
DAFE1P0410	3/4"	3/4"	1/4"	40	25,000	10	DAFE1R2410	2"	3/4"	1/4"	240	25,000	10
DAFE1P0610	3/4"	3/4"	1/4"	60	25,000	10	DAFE1F0410	2"	1"	1/4"	40	25,000	10
DAFE1P0810	3/4"	3/4"	1/4"	80	25,000	10	DAFE1F0610	2"	1"	1/4"	60	25,000	10
DAFE1P1210	3/4"	3/4"	1/4"	120	25,000	10	DAFE1F0810	2"	1"	1/4"	80	25,000	10
DAFE1A0410	1"	1/2"	1/4"	40	25,000	10	DAFE1F1210	2"	1"	1/4"	120	25,000	10
DAFE1A0610	1"	1/2"	1/4"	60	25,000	10	DAFE1F1810	2"	1"	1/4"	180	25,000	10
DAFE1A0810	1"	1/2"	1/4"	80	25,000	10	DAFE1F2410	2"	1"	1/4"	240	25,000	10
DAFE1A1210	1"	1/2"	1/4"	120	25,000	10	DAFE1Q0410	2-1/2"	1"	1/4"	40	25,000	10
DAFE1A1810	1"	1/2"	1/4"	180	25,000	10	DAFE1Q0610	2-1/2"	1"	1/4"	60	25,000	10
DAFE1A2410	1"	1/2"	1/4"	240	25,000	10	DAFE1Q0810	2-1/2"	1"	1/4"	80	25,000	10
DAFE1B0410	1"	1"	1/4"	40	25,000	10	DAFE1Q1210	2-1/2"	1"	1/4"	120	25,000	10
DAFE1B0610	1"	1"	1/4"	60	25,000	10	DAFE1Q1810	2-1/2"	1"	1/4"	180	25,000	10
DAFE1B0810	1"	1"	1/4"	80	25,000	10	DAFE1Q2410	2-1/2"	1"	1/4"	240	25,000	10
DAFE1B1210	1"	1"	1/4"	120	25,000	10	DAFE1G0410	3"	1/2"	1/4"	40	20,000	10
DAFE1B1810	1"	1"	1/4"	180	25,000	10	DAFE1G0610	3"	1/2"	1/4"	60	20,000	10
DAFE1B2410	1"	1"	1/4"	240	25,000	10	DAFE1G0810	3"	1/2"	1/4"	80	20,000	10
DAFE1D0410	1-1/2"	1"	1/4"	40	25,000	10	DAFE1G1210	3"	1/2"	1/4"	120	20,000	10
DAFE1D0610	1-1/2"	1"	1/4"	60	25,000	10	DAFE1G1810	3"	1/2"	1/4"	180	20,000	10
DAFE1D0810	1-1/2"	1"	1/4"	80	25,000	10	DAFE1G2410	3"	1/2"	1/4"	240	20,000	10
DAFE1D1210	1-1/2"	1"	1/4"	120	25,000	10	DAFE1H0410	3"	1"	1/4"	40	20,000	10
DAFE1D1810	1-1/2"	1"	1/4"	180	25,000	10	DAFE1H0610	3"	1"	1/4"	60	20,000	10
DAFE1D2410	1-1/2"	1"	1/4"	240	25,000	10	DAFE1H0810	3"	1"	1/4"	80	20,000	10
DAFE1E0410	2"	1/2"	1/4"	40	25,000	10	DAFE1H1210	3"	1"	1/4"	120	20,000	10
DAFE1E0610	2"	1/2"	1/4"	60	25,000	10	DAFE1H1810	3"	1"	1/4"	180	20,000	10
DAFE1E0810	2"	1/2"	1/4"	80	25,000	10	DAFE1H2410	3"	1"	1/4"	240	20,000	10
DAFE1E1210	2"	1/2"	1/4"	120	25,000	10	DAFK1M0510	6-1/2"	1"	1"	50	5,800	10
DAFE1E1810	2"	1/2"	1/4"	180	25,000	10	DAFK1M0610	6-1/2"	1"	1"	60	5,800	10
DAFE1E2410	2"	1/2"	1/4"	240	25,000	10	DAFK1M0810	6-1/2"	1"	1"	80	5,800	10
DAFE1R0410	2"	3/4"	1/4"	40	25,000	10	DAFK1M1210	6-1/2"	1"	1"	120	5,800	10
DAFE1R0610	2"	3/4"	1/4"	60	25,000	10	DAFK1N0510	6-1/2"	2"	1"	50	5,800	10
DAFE1R0810	2"	3/4"	1/4"	80	25,000	10	DAFK1N0610	6-1/2"	2"	1"	60	5,800	10
DAFE1R1210	2"	3/4"	1/4"	120	25,000	10	DAFK1N0810	6-1/2"	2"	1"	80	5,800	10
DAFE1R1810	2"	3/4"	1/4"	180	25,000	10	DAFK1N1210	6-1/2"	2"	1"	120	5,800	10



QUICK CHANGE DISCS



CAT #	DIA.	ARBOR	GRIT	MAX RPM	PACK	CAT #	DIA.	ARBOR	GRIT	MAX RPM	PACK	CAT #	DIA.	ARBOR	GRIT	MAX RPM	PACK
DALD6C031A	2"	QDC	36	20,000	100	DALN6C051A	2"	QRC	50	20,000	100	DALP6E0350	3"	QMC	36	20,000	50
DALD6C051A	2"	QDC	50	20,000	100	DALN6C061A	2"	QRC	60	20,000	100	DALP6E0650	3"	QMC	60	20,000	50
DALD6C061A	2"	QDC	60	20,000	100	DALN6E0350	3"	QRC	36	20,000	50						
DALD6E0550	3"	QDC	50	20,000	50	DALN6E0550	3"	QRC	50	20,000	50						
DALD6E0650	3"	QDC	60	20,000	50	DALN6E0650	3"	QRC	60	20,000	50						
DALN6C031A	2"	QRC	36	20,000	100	DALP6C031A	2"	QMC	36	20,000	100						



CAT #	DIA.	ARBOR	GRIT	MAX RPM	PACK	CAT #	DIA.	ARBOR	GRIT	MAX RPM	PACK
DALD5A031A	1"	QDC	36	30,000	100	DALD5C081A	2"	QDC	80	20,000	100
DALD5A081A	1"	QDC	80	30,000	100	DALD5C121A	2"	QDC	120	20,000	100
DALD5B061A	1-1/2"	QDC	60	30,000	100	DALD5E0350	3"	QDC	36	20,000	50
DALD5B081A	1-1/2"	QDC	80	30,000	100	DALD5E0550	3"	QDC	50	20,000	50
DALD5C031A	2"	QDC	36	20,000	100	DALD5E0650	3"	QDC	60	20,000	50
DALD5C051A	2"	QDC	50	20,000	100	DALD5E0850	3"	QDC	80	20,000	50
DALD5C061A	2"	QDC	60	20,000	100	DALD5E1250	3"	QDC	120	20,000	50
						DALN5B031A	1-1/2"	QRC	36	30,000	100

QUICK CHANGE DISCS *(continued)*

XP EXTENDED Performance **ZIRCONIA COOL DISC™**



CAT #	DIA.	ARBOR	GRIT	MAX RPM	PACK
DALN5B051A	1-1/2"	QRC	50	30,000	100
DALN5B061A	1-1/2"	QRC	60	30,000	100
DALN5B081A	1-1/2"	QRC	80	30,000	100
DALN5B121A	1-1/2"	QRC	120	30,000	100
DALN5C031A	2"	QRC	36	20,000	100
DALN5C051A	2"	QRC	50	20,000	100
DALN5C061A	2"	QRC	60	20,000	100
DALN5C081A	2"	QRC	80	20,000	100
DALN5C121A	2"	QRC	120	20,000	100
DALN5E0350	3"	QRC	36	20,000	50

CAT #	DIA.	ARBOR	GRIT	MAX RPM	PACK
DALN5E0550	3"	QRC	50	20,000	50
DALN5E0650	3"	QRC	60	20,000	50
DALN5E0850	3"	QRC	80	20,000	50
DALN5E1250	3"	QRC	120	20,000	50
DALP5C031A	2"	QMC	36	20,000	100
DALP5C051A	2"	QMC	50	20,000	100
DALP5C061A	2"	QMC	60	20,000	100
DALP5C081A	2"	QMC	80	20,000	100
DALP5C121A	2"	QMC	120	20,000	100
DALP5E0350	3"	QMC	36	20,000	50
DALP5E0550	3"	QMC	50	20,000	50

XP EXTENDED Performance **ZIRCONIA**



CAT #	DIA.	ARBOR	GRIT	MAX RPM	PACK
DALD4A031A	1"	QDC	36	30,000	100
DALD4B041A	1-1/2"	QDC	40	30,000	100
DALD4C021A	2"	QDC	24	20,000	100
DALD4C051A	2"	QDC	50	20,000	100
DALD4C061A	2"	QDC	60	20,000	100
DALD4C081A	2"	QDC	80	20,000	100
DALD4C121A	2"	QDC	120	20,000	100
DALD4E0350	3"	QDC	36	20,000	50
DALD4E0450	3"	QDC	40	20,000	50
DALD4E0850	3"	QDC	80	20,000	50
DALN4B021A	1-1/2"	QRC	24	30,000	100
DALN4B051A	1-1/2"	QRC	50	30,000	100
DALN4B081A	1-1/2"	QRC	80	30,000	100
DALN4B121A	1-1/2"	QRC	120	30,000	100
DALN4C021A	2"	QRC	24	20,000	100
DALN4C031A	2"	QRC	36	20,000	100
DALN4C041A	2"	QRC	40	20,000	100
DALN4C051A	2"	QRC	50	20,000	100
DALN4C061A	2"	QRC	60	20,000	100
DALN4C081A	2"	QRC	80	20,000	100
DALN4C121A	2"	QRC	120	20,000	100
DALN4E0250	3"	QRC	24	20,000	50
DALN4E0350	3"	QRC	36	20,000	50
DALN4E0450	3"	QRC	40	20,000	50

CAT #	DIA.	ARBOR	GRIT	MAX RPM	PACK
DALN4E0550	3"	QRC	50	20,000	50
DALN4E0650	3"	QRC	60	20,000	50
DALN4E0850	3"	QRC	80	20,000	50
DALN4E1250	3"	QRC	120	20,000	50
DALP4B051A	1-1/2"	QMC	50	30,000	100
DALP4B121A	1-1/2"	QMC	120	30,000	100
DALP4C031A	2"	QMC	36	20,000	100
DALP4C041A	2"	QMC	40	20,000	100
DALP4C051A	2"	QMC	50	20,000	100
DALP4C061A	2"	QMC	60	20,000	100
DALP4C081A	2"	QMC	80	20,000	100
DALP4C121A	2"	QMC	120	20,000	100
DALP4E0650	3"	QMC	60	20,000	50
DALP4E0850	3"	QMC	80	20,000	50
DALP4E1250	3"	QMC	120	20,000	50

HP HIGH Performance **ALUMINUM OXIDE**



CAT #	DIA.	ARBOR	GRIT	MAX RPM	PACK
DALD1A021A	1"	QDC	24	30,000	100
DALD1A031A	1"	QDC	36	30,000	100
DALD1A041A	1"	QDC	40	30,000	100
DALD1A051A	1"	QDC	50	30,000	100
DALD1A061A	1"	QDC	60	30,000	100
DALD1A081A	1"	QDC	80	30,000	100
DALD1A121A	1"	QDC	120	30,000	100
DALD1B021A	1-1/2"	QDC	24	30,000	100
DALD1B031A	1-1/2"	QDC	36	30,000	100
DALD1B041A	1-1/2"	QDC	40	30,000	100
DALD1B051A	1-1/2"	QDC	50	30,000	100
DALD1B061A	1-1/2"	QDC	60	30,000	100

CAT #	DIA.	ARBOR	GRIT	MAX RPM	PACK
DALD1B081A	1-1/2"	QDC	80	30,000	100
DALD1B121A	1-1/2"	QDC	120	30,000	100
DALD1C021A	2"	QDC	24	20,000	100
DALD1C031A	2"	QDC	36	20,000	100
DALD1C041A	2"	QDC	40	20,000	100
DALD1C051A	2"	QDC	50	20,000	100
DALD1C061A	2"	QDC	60	20,000	100
DALD1C081A	2"	QDC	80	20,000	100
DALD1C121A	2"	QDC	120	20,000	100
DALD1E0250	3"	QDC	24	20,000	50
DALD1E0350	3"	QDC	36	20,000	50
DALD1E0450	3"	QDC	40	20,000	50

CAT #	DIA.	ARBOR	GRIT	MAX RPM	PACK
DALD1E0550	3"	QDC	50	20,000	50
DALD1E0650	3"	QDC	60	20,000	50
DALD1E0850	3"	QDC	80	20,000	50
DALD1E1250	3"	QDC	120	20,000	50
DALN1B021A	1-1/2"	QRC	24	30,000	100
DALN1B031A	1-1/2"	QRC	36	30,000	100
DALN1B041A	1-1/2"	QRC	40	30,000	100
DALN1B051A	1-1/2"	QRC	50	30,000	100
DALN1B061A	1-1/2"	QRC	60	30,000	100
DALN1B081A	1-1/2"	QRC	80	30,000	100
DALN1B121A	1-1/2"	QRC	120	30,000	100
DALN1C021A	2"	QRC	24	20,000	100

QUICK CHANGE DISCS (continued)

HP HIGH Performance ALUMINUM OXIDE (continued)



CAT #	DIA.	ARBOR	GRIT	MAX RPM	PACK
DALN1C031A	2"	QRC	36	20,000	100
DALN1C041A	2"	QRC	40	20,000	100
DALN1C051A	2"	QRC	50	20,000	100
DALN1C061A	2"	QRC	60	20,000	100
DALN1C081A	2"	QRC	80	20,000	100
DALN1C121A	2"	QRC	120	20,000	100
DALN1E0250	3"	QRC	24	20,000	50
DALN1E0350	3"	QRC	36	20,000	50
DALN1E0450	3"	QRC	40	20,000	50
DALN1E0550	3"	QRC	50	20,000	50
DALN1E0650	3"	QRC	60	20,000	50
DALN1E0850	3"	QRC	80	20,000	50

CAT #	DIA.	ARBOR	GRIT	MAX RPM	PACK
DALN1E1250	3"	QRC	120	20,000	50
DALP1B021A	1-1/2"	QMC	24	30,000	100
DALP1B031A	1-1/2"	QMC	36	30,000	100
DALP1B041A	1-1/2"	QMC	40	30,000	100
DALP1B051A	1-1/2"	QMC	50	30,000	100
DALP1B061A	1-1/2"	QMC	60	30,000	100
DALP1B081A	1-1/2"	QMC	80	30,000	100
DALP1B121A	1-1/2"	QMC	120	30,000	100
DALP1C021A	2"	QMC	24	20,000	100
DALP1C031A	2"	QMC	36	20,000	100
DALP1C041A	2"	QMC	40	20,000	100

CAT #	DIA.	ARBOR	GRIT	MAX RPM	PACK
DALP1C051A	2"	QMC	50	20,000	100
DALP1C061A	2"	QMC	60	20,000	100
DALP1C081A	2"	QMC	80	20,000	100
DALP1C121A	2"	QMC	120	20,000	100
DALP1E0250	3"	QMC	24	20,000	50
DALP1E0350	3"	QMC	36	20,000	50
DALP1E0450	3"	QMC	40	20,000	50
DALP1E0550	3"	QMC	50	20,000	50
DALP1E0650	3"	QMC	60	20,000	50
DALP1E0850	3"	QMC	80	20,000	50
DALP1E1250	3"	QMC	120	20,000	50

HP HIGH Performance SURFACE FINISHING, NON-WOVEN



CAT #	DIA.	ARBOR	GRIT	MAX RPM	PACK
DALD7ACR25	1"	QDC	Coarse	30,000	25
DALD7AMD25	1"	QDC	Medium	30,000	25
DALD7AFN25	1"	QDC	Fine	30,000	25
DALD7CCR25	2"	QDC	Coarse	20,000	25
DALD7CMD25	2"	QDC	Medium	20,000	25
DALD7CFN25	2"	QDC	Fine	20,000	25
DALD7ECR25	3"	QDC	Coarse	20,000	25

CAT #	DIA.	ARBOR	GRIT	MAX RPM	PACK
DALD7EMD25	3"	QDC	Medium	20,000	25
DALD7EFN25	3"	QDC	Fine	20,000	25
DALN7CCR25	2"	QRC	Coarse	20,000	25
DALN7CMD25	2"	QRC	Medium	20,000	25
DALN7CFN25	2"	QRC	Fine	20,000	25
DALN7ECR25	3"	QRC	Coarse	20,000	25
DALN7EMD25	3"	QRC	Medium	20,000	25

CAT #	DIA.	ARBOR	GRIT	MAX RPM	PACK
DALN7EFN25	3"	QRC	Fine	20,000	25
DALP7CCR25	2"	QMC	Coarse	20,000	25
DALP7CMD25	2"	QMC	Medium	20,000	25
DALP7CFN25	2"	QMC	Fine	20,000	25
DALP7ECR25	3"	QMC	Coarse	20,000	25
DALP7EMD25	3"	QMC	Medium	20,000	25
DALP7EFN25	3"	QMC	Fine	20,000	25

XP EXTENDED Performance ZIRCONIA



CAT #	WIDTH	LENGTH	GRIT	PACK
DABB4D0310	1/4"	18"	36	10
DABB4D0410	1/4"	18"	40	10
DABB4D0610	1/4"	18"	60	10
DABB4D0810	1/4"	18"	80	10
DABB4D1210	1/4"	18"	120	10
DABB4E0310	1/4"	24"	36	10
DABB4E0410	1/4"	24"	40	10
DABB4E0610	1/4"	24"	60	10
DABB4E0810	1/4"	24"	80	10
DABB4E1210	1/4"	24"	120	10

CAT #	WIDTH	LENGTH	GRIT	PACK
DABC4G0410	3/8"	13"	40	10
DABC4G0610	3/8"	13"	60	10
DABC4G0810	3/8"	13"	80	10
DABC4G1210	3/8"	13"	120	10
DABD4D0410	1/2"	18"	40	10
DABD4D0610	1/2"	18"	60	10
DABD4D0810	1/2"	18"	80	10
DABD4D1210	1/2"	18"	120	10
DABD4E0410	1/2"	24"	40	10
DABD4E0610	1/2"	24"	60	10

CAT #	WIDTH	LENGTH	GRIT	PACK
DABD4E0810	1/2"	24"	80	10
DABD4E1210	1/2"	24"	120	10
DABF4D0410	3/4"	18"	40	10
DABF4D0610	3/4"	18"	60	10
DABF4D0810	3/4"	18"	80	10
DABF4D1210	3/4"	18"	120	10
DABF4H0410	3/4"	20-1/2"	40	10
DABF4H0610	3/4"	20-1/2"	60	10
DABF4H0810	3/4"	20-1/2"	80	10
DABF4H1210	3/4"	20-1/2"	120	10

HP HIGH Performance SURFACE FINISHING, NON-WOVEN



CAT #	WIDTH	LENGTH	GRIT	PACK
DABD7DCR10	1/2"	18"	Coarse	10
DABD7DMD10	1/2"	18"	Medium	10
DABD7ECR03	1/2"	24"	Coarse	5

CAT #	WIDTH	LENGTH	GRIT	PACK
DABD7EMD05	1/2"	24"	Medium	5
DABF7DCR05	3/4"	18"	Coarse	5
DABF7DM05	3/4"	18"	Medium	5

QUICK CHANGE DISCS *(continued)*

HP HIGH Performance ALUMINUM OXIDE



CAT #	WIDTH	LENGTH	GRIT	PACK	CAT #	WIDTH	LENGTH	GRIT	PACK	CAT #	WIDTH	LENGTH	GRIT	PACK
DABB1D0410	1/4"	18"	40	10	DABD1D0410	1/2"	18"	40	10	DABF1D0610	3/4"	18"	60	10
DABB1D0610	1/4"	18"	60	10	DABD1D0610	1/2"	18"	60	10	DABF1D0810	3/4"	18"	80	10
DABB1D0810	1/4"	18"	80	10	DABD1D0810	1/2"	18"	80	10	DABF1D1210	3/4"	18"	120	10
DABB1D1210	1/4"	18"	120	10	DABD1D1210	1/2"	18"	120	10	DABF1H0410	3/4"	20-1/2"	40	10
DABB1E0610	1/4"	24"	60	10	DABD1E0410	1/2"	24"	40	10	DABF1H0610	3/4"	20-1/2"	60	10
DABB1E0810	1/4"	24"	80	10	DABD1E0610	1/2"	24"	60	10	DABF1H0810	3/4"	20-1/2"	80	10
DABC1G0410	3/8"	13"	40	10	DABD1E0810	1/2"	24"	80	10	DABF1H1210	3/4"	20-1/2"	120	10
DABC1G0610	3/8"	13"	60	10	DABD1E1210	1/2"	24"	120	10					
DABC1G0810	3/8"	13"	80	10	DABF1D0410	3/4"	18"	40	10					
DABC1G1210	3/8"	13"	120	10										

CARTRIDGE ROLLS

HP HIGH Performance ALUMINUM OXIDE



CAT #	DIA.	LENGTH	PILOT	SHAPE	GRIT	MAX RPM	PACK	CAT #	DIA.	LENGTH	PILOT	SHAPE	GRIT	MAX RPM	PACK
DACG1B061A	3/8"	1-1/2"	1/8"	Straight	60	25,000	100	DACG1F081A	3/4"	1-1/2"	1/8"	Straight	80	25,000	100
DACG1B081A	3/8"	1-1/2"	1/8"	Straight	80	25,000	100	DATG1A061A	3/8"	1"	1/8"	Taper	60	25,000	50
DACG1B121A	3/8"	1-1/2"	1/8"	Straight	120	25,000	100	DATG1A081A	3/8"	1"	1/8"	Taper	80	25,000	50
DACG1B181A	3/8"	1-1/2"	1/8"	Straight	180	25,000	100	DATG1A181A	3/8"	1"	1/8"	Taper	180	25,000	100
DACG1C061A	1/2"	1"	1/8"	Straight	60	25,000	100	DATG1B081A	3/8"	1-1/2"	1/8"	Taper	80	25,000	100
DACG1C081A	1/2"	1"	1/8"	Straight	80	25,000	100	DATG1B121A	3/8"	1-1/2"	1/8"	Taper	120	25,000	100
DACG1C121A	1/2"	1"	1/8"	Straight	120	25,000	100	DATG1C061A	1/2"	1"	1/8"	Taper	60	25,000	100
DACG1D041A	1/2"	1-1/2"	1/8"	Straight	40	25,000	100	DATG1D061A	1/2"	1-1/2"	1/8"	Taper	60	25,000	100
DACG1D061A	1/2"	1-1/2"	1/8"	Straight	60	25,000	100	DATG1D081A	1/2"	1-1/2"	1/8"	Taper	80	25,000	100
DACG1D081A	1/2"	1-1/2"	1/8"	Straight	80	25,000	100	DATG1E061A	1/2"	2"	1/8"	Taper	60	25,000	100
DACG1D121A	1/2"	1-1/2"	1/8"	Straight	120	25,000	100	DATG1E081A	1/2"	2"	1/8"	Taper	80	25,000	100
DACG1D181A	1/2"	1-1/2"	1/8"	Straight	180	25,000	100	DATG1E121A	1/2"	2"	1/8"	Taper	120	25,000	100
DACG1D241A	1/2"	1-1/2"	1/8"	Straight	240	25,000	100								
DACG1E061A	1/2"	2"	1/8"	Straight	60	25,000	50								
DACG1E081A	1/2"	2"	1/8"	Straight	80	25,000	50								
DACG1E121A	1/2"	2"	1/8"	Straight	120	25,000	50								
DACG1F061A	3/4"	1-1/2"	1/8"	Straight	60	25,000	100								

PAPER DISCS

HOOK & LOOP RANDOM ORBIT DISCS

CAT #	HOLES	DIA.	GRIT	PACK
DW4301	8	5"	80	5
DW4303	8	5"	120	5
DW4304	8	5"	150	5
DW4306	8	5"	220	5
DW4309	8	5"	80	25
DW4310	8	5"	100	25
DW4311	8	5"	120	25
DW4312	8	5"	150	25
DW4314	8	5"	220	25
DW4333	6	6"	120	5
DW4334	6	6"	150	5

ROLLS

PAPER ROLLS ALUMINUM OXIDE

CAT #	TYPE	WIDTH	LENGTH	GRIT
DAK2110801	PSA	2-3/4"	10 Meters	80
DAK2111001	PSA	2-3/4"	10 Meters	100
DAK2111201	PSA	2-3/4"	10 Meters	120
DAK2111501	PSA	2-3/4"	10 Meters	150
DAK2111801	PSA	2-3/4"	10 Meters	180
DAK2112201	PSA	2-3/4"	10 Meters	220
DAK2113201	PSA	2-3/4"	10 Meters	320

MESH SANDPAPER



CAT#	TYPE	GRIT
DWAM4321	1/4 Sheet	80
DWAM4323	1/4 Sheet	120
DWAM4326	1/4 Sheet	220
DWAM4301	5" ROS	80
DWAM4303	5" ROS	120
DWAM4306	5" ROS	220
DWASPTRIM80	Oscillating Triangle	80
DWASPTRIM120	Oscillating Triangle	120
DWASPTRIM220	Oscillating Triangle	220

SHOP ROLLS

XP[™] EXTENDED Performance ALUMINUM OXIDE



CAT #	LGTH	WIDTH	GRIT	CAT #	LGTH	WIDTH	GRIT	CAT #	LGTH	WIDTH	GRIT	CAT #	LGTH	WIDTH	GRIT
DANG120401	50 Yards	1"	40	DANL121001	50 Yards	2"	100	DANN122201	50 Yards	3"	220	DANR123201	50 Yards	4"	320
DANG120601	50 Yards	1"	60	DANL121201	50 Yards	2"	120	DANN122401	50 Yards	3"	240	DANR124001	50 Yards	4"	400
DANG120801	50 Yards	1"	80	DANL121501	50 Yards	2"	150	DANN123201	50 Yards	3"	320	DANS120601	50 Yards	4-1/2"	60
DANG121001	50 Yards	1"	100	DANL121801	50 Yards	2"	180	DANN124001	50 Yards	3"	400	DANS120801	50 Yards	4-1/2"	80
DANG121201	50 Yards	1"	120	DANL122201	50 Yards	2"	220	DANP120401	50 Yards	3-1/2"	40	DANS121001	50 Yards	4-1/2"	100
DANG121501	50 Yards	1"	150	DANL122401	50 Yards	2"	240	DANP120601	50 Yards	3-1/2"	60	DANS121201	50 Yards	4-1/2"	120
DANG121801	50 Yards	1"	180	DANL123201	50 Yards	2"	320	DANP120801	50 Yards	3-1/2"	80	DANS121501	50 Yards	4-1/2"	150
DANG122201	50 Yards	1"	220	DANL124001	50 Yards	2"	400	DANP121001	50 Yards	3-1/2"	100	DANS121801	50 Yards	4-1/2"	180
DANG122401	50 Yards	1"	240	DANM120401	50 Yards	2-1/2"	40	DANP121201	50 Yards	3-1/2"	120	DANU120401	50 Yards	6"	40
DANG123201	50 Yards	1"	320	DANM120601	50 Yards	2-1/2"	60	DANP121801	50 Yards	3-1/2"	180	DANU120601	50 Yards	6"	60
DANG124001	50 Yards	1"	400	DANM120801	50 Yards	2-1/2"	80	DANP122201	50 Yards	3-1/2"	220	DANU120801	50 Yards	6"	80
DANK120401	50 Yards	1-1/2"	40	DANM121001	50 Yards	2-1/2"	100	DANP122401	50 Yards	3-1/2"	240	DANU121001	50 Yards	6"	100
DANK120601	50 Yards	1-1/2"	60	DANM121201	50 Yards	2-1/2"	120	DANP123201	50 Yards	3-1/2"	320	DANU121201	50 Yards	6"	120
DANK120801	50 Yards	1-1/2"	80	DANM121501	50 Yards	2-1/2"	150	DANP124001	50 Yards	3-1/2"	400	DANU121501	50 Yards	6"	150
DANK121001	50 Yards	1-1/2"	100	DANM121801	50 Yards	2-1/2"	180	DANR120401	50 Yards	4"	40	DANU121801	50 Yards	6"	220
DANK121201	50 Yards	1-1/2"	120	DANM122201	50 Yards	2-1/2"	220	DANR120601	50 Yards	4"	60	DANU122401	50 Yards	6"	240
DANK121501	50 Yards	1-1/2"	150	DANM122401	50 Yards	2-1/2"	240	DANR120801	50 Yards	4"	80	DANU123201	50 Yards	6"	320
DANK121801	50 Yards	1-1/2"	180	DANM123201	50 Yards	2-1/2"	320	DANR121001	50 Yards	4"	100	DANU124001	50 Yards	6"	400
DANK122201	50 Yards	1-1/2"	220	DANN120401	50 Yards	3"	40	DANR121201	50 Yards	4"	120				
DANK122401	50 Yards	1-1/2"	240	DANN120601	50 Yards	3"	60	DANR121801	50 Yards	4"	180				
DANK123201	50 Yards	1-1/2"	320	DANN120801	50 Yards	3"	80	DANR122201	50 Yards	4"	220				
DANK124001	50 Yards	1-1/2"	400	DANN121001	50 Yards	3"	100	DANR122401	50 Yards	4"	240				
DANL120401	50 Yards	2"	40	DANN121201	50 Yards	3"	120								
DANL120601	50 Yards	2"	60	DANN121501	50 Yards	3"	150								
DANL120801	50 Yards	2"	80												

HP[™] HIGH Performance ALUMINUM OXIDE



CAT #	LGTH	WIDTH	GRIT	CAT #	LGTH	WIDTH	GRIT	CAT #	LGTH	WIDTH	GRIT	CAT #	LGTH	WIDTH	GRIT
DANG220401	50 Yards	1"	40	DANK221501	50 Yards	1-1/2"	150	DANL224001	50 Yards	2"	400	DANR221201	50 Yards	4"	120
DANG220601	50 Yards	1"	60	DANK221801	50 Yards	1-1/2"	180	DANN220401	50 Yards	3"	40	DANR221501	50 Yards	4"	150
DANG220801	50 Yards	1"	80	DANK222201	50 Yards	1-1/2"	220	DANN220601	50 Yards	3"	60	DANR221801	50 Yards	4"	180
DANG221001	50 Yards	1"	100	DANK222401	50 Yards	1-1/2"	240	DANN220801	50 Yards	3"	80	DANR222201	50 Yards	4"	220
DANG221201	50 Yards	1"	120	DANK223201	50 Yards	1-1/2"	320	DANN221001	50 Yards	3"	100	DANR223201	50 Yards	4"	320
DANG221501	50 Yards	1"	150	DANK224001	50 Yards	1-1/2"	400	DANN221201	50 Yards	3"	120	DANR224001	50 Yards	4"	400
DANG221801	50 Yards	1"	180	DANL220401	50 Yards	2"	40	DANN221501	50 Yards	3"	150	DANU220601	50 Yards	6"	60
DANG222201	50 Yards	1"	220	DANL220601	50 Yards	2"	60	DANN221801	50 Yards	3"	180	DANU220801	50 Yards	6"	80
DANG222401	50 Yards	1"	240	DANL220801	50 Yards	2"	80	DANN222201	50 Yards	3"	220	DANU221001	50 Yards	6"	100
DANG223201	50 Yards	1"	320	DANL221001	50 Yards	2"	100	DANN222401	50 Yards	3"	240	DANU221201	50 Yards	6"	120
DANG224001	50 Yards	1"	400	DANL221201	50 Yards	2"	120	DANN223201	50 Yards	3"	320	DANU221801	50 Yards	6"	180
DANK220401	50 Yards	1-1/2"	40	DANL221501	50 Yards	2"	150	DANN224001	50 Yards	3"	400	DANU222201	50 Yards	6"	220
DANK220601	50 Yards	1-1/2"	60	DANL221801	50 Yards	2"	180	DANR220401	50 Yards	4"	40	DANU222401	50 Yards	6"	240
DANK220801	50 Yards	1-1/2"	80	DANL222201	50 Yards	2"	220	DANR220601	50 Yards	4"	60	DANU223201	50 Yards	6"	320
DANK221001	50 Yards	1-1/2"	100	DANL222401	50 Yards	2"	240	DANR220801	50 Yards	4"	80	DANU224001	50 Yards	6"	400
DANK221201	50 Yards	1-1/2"	120	DANL223201	50 Yards	2"	320	DANR221001	50 Yards	4"	100				

SHEETS

WATERPROOF SHEETS SILICON CARBIDE

CAT #	WIDTH	LENGTH	GRIT	PACK	CAT #	WIDTH	LENGTH	GRIT	PACK
DASY3J0850	9"	11"	80	50	DASY3J2250	9"	11"	220	50
DASY3J1050	9"	11"	100	50	DASY3J2450	9"	11"	240	50
DASY3J1250	9"	11"	120	50	DASY3J2850	9"	11"	280	50
DASY3J1550	9"	11"	150	50	DASY3J3250	9"	11"	320	50
DASY3J1850	9"	11"	180	50	DASY3J3650	9"	11"	360	50

CAT #	WIDTH	LENGTH	GRIT	PACK
DASY3J4050	9"	11"	400	50
DASY3J5050	9"	11"	500	50
DASY3J6050	9"	11"	600	50
DASY3J8050	9"	11"	800	50
DASY3J1A50	9"	11"	1000	50
DASY3J1B50	9"	11"	1200	50
DASY3J1C50	9"	11"	1500	50

NON-WOVEN

NON-WOVEN DISCS**



CAT #	DIA.	ARBOR	GRIT	PACK
DADA7NCR10	4"	No Hole	Coarse	10
DADA7NMD10	4"	No Hole	Medium	10
DADA7NFN10	4"	No Hole	Fine	10
DADB7NCR10	4"	5/8"	Coarse	10
DADC7NCR10	4-1/2"	No Hole	Coarse	10
DADC7NMD10	4-1/2"	No Hole	Medium	10

CAT #	DIA.	ARBOR	GRIT	PACK
DADC7NFN10	4-1/2"	No Hole	Fine	10
DADD7NCR10	4-1/2"	7/8"	Coarse	10
DADD7NMD10	4-1/2"	7/8"	Medium	10
DADD7NFN10	4-1/2"	7/8"	Fine	10
DADE7NCR10	5"	No Hole	Coarse	10
DADE7NMD10	5"	No Hole	Medium	10
DADE7NFN10	5"	No Hole	Fine	10
DADF7NCR10	5"	7/8"	Coarse	10

CAT #	DIA.	ARBOR	GRIT	PACK
DADF7NMD10	5"	7/8"	Medium	10
DADG7NCR10	7"	No Hole	Coarse	10
DADG7NMD10	7"	No Hole	Medium	10
DADG7NFN10	7"	No Hole	Fine	10
DADH7NCR10	7"	7/8"	Coarse	10
DADH7NMD10	7"	7/8"	Medium	10
DADH7NFN10	7"	7/8"	Fine	10

**Use with long hook backing pads – found on page ?

NON-WOVEN HAND PADS

CAT #	LGTH	WIDTH	GRIT	COLOR	PACK
DAXU7ACR10	6"	9"	Coarse	Brown	10
DAXU7AGP10	6"	9"	General Purpose	Green	10
DAXU7AFN10	6"	9"	Fine	Maroon	10
DAXU7AVF10	6"	9"	Very Fine	Green	10
DAXU7AUF10	6"	9"	Ultra Fine	Gray	10
DAXU7ANA10	6"	9"	No Abrasive	White	10

NON-WOVEN FLAP DISCS

CAT #	DIA.	ARBOR	GRIT	MAX RPM	PACK
DAAB7GCR05	4-1/2"	7/8"	Coarse	13,300	5
DAAB7GMD05	4-1/2"	7/8"	Medium	13,300	5
DAAB7GVF05	4-1/2"	7/8"	Very Fine	13,300	5
DAAH7GCR05	4-1/2"	5/8"-11	Coarse	13,300	5
DAAH7GMD05	4-1/2"	5/8"-11	Medium	13,300	5
DAAH7GVF05	4-1/2"	5/8"-11	Very Fine	13,300	5

POWER STRIP DISCS

CAT #	DIA.	ARBOR	MAX RPM	PACK
DAAB7GPW05	4-1/2"	7/8"	13,300	10
DAAH7GPW05	4-1/2"	5/8"-11	13,300	10


COATED FLOORING

HP HIGH Performance EDGE SANDING DISC



CAT #	DIA.	ARBOR	GRIT	TYPE	APPLICATION	PACK
DWAB0716P	7"	7/8"	C16	Paper	Wooden, Tile, & Concrete Floors	25
DWAB0720P	7"	7/8"	C20	Paper	Wooden, Tile, & Concrete Floors	25
DWAB0724P	7"	7/8"	C24	Paper	Wooden, Tile, & Concrete Floors	25
DWAB0736	7"	7/8"	C36	Paper	Wooden, Tile, & Concrete Floors	25
DWAB0740	7"	7/8"	C40	Paper	Wooden, Tile, & Concrete Floors	25
DWAB0750	7"	7/8"	C50	Paper	Wooden, Tile, & Concrete Floors	25
DWAB0760	7"	7/8"	C60	Paper	Wooden, Tile, & Concrete Floors	25
DWAB0780	7"	7/8"	C80	Paper	Wooden, Tile, & Concrete Floors	25
DWAB0710	7"	7/8"	C100	Paper	Wooden, Tile, & Concrete Floors	25
DWAB0712	7"	7/8"	C120	Paper	Wooden, Tile, & Concrete Floors	25

HP HIGH Performance FLOOR SANDING BELT



CAT #	WIDTH	LENGTH	GRIT	APPLICATION	PACK
DWAC8924	8"	19"	C24	Wooden, Tile, & Concrete Floors	5
DWAC8936	8"	19"	C36	Wooden, Tile, & Concrete Floors	5
DWAC8940	8"	19"	C40	Wooden, Tile, & Concrete Floors	10
DWAC8950	8"	19"	C50	Wooden, Tile, & Concrete Floors	10
DWAC8960	8"	19"	C60	Wooden, Tile, & Concrete Floors	10
DWAC8980	8"	19"	C80	Wooden, Tile, & Concrete Floors	10
DWAC8910	8"	19"	C100	Wooden, Tile, & Concrete Floors	10
DWAC8912	8"	19"	C120	Wooden, Tile, & Concrete Floors	10

HP HIGH Performance FLOOR SANDING DISC



CAT #	DIA.	ARBOR	GRIT	TYPE	APPLICATION	PACK
DWAB1612P	16"	2"	C12	Paper	Wooden, Tile, Concrete Floors	25
DWAB1616P	16"	2"	C16	Paper	Wooden, Tile, Concrete Floors	25
DWAB1620P	16"	2"	C20	Paper	Wooden, Tile, Concrete Floors	25
DWAB1624P	16"	2"	C24	Paper	Wooden, Tile, Concrete Floors	25
DWAB1636	16"	2"	C36	Paper	Wooden, Tile, Concrete Floors	25
DWAB1640	16"	2"	C40	Paper	Wooden, Tile, Concrete Floors	25
DWAB1660	16"	2"	C60	Paper	Wooden, Tile, Concrete Floors	25
DWAB1680	16"	2"	C80	Paper	Wooden, Tile, Concrete Floors	25
DWAB1610	16"	2"	C100	Paper	Wooden, Tile, Concrete Floors	25
DWAB1712P	17"	2"	C12	Paper	Wooden, Tile, Concrete Floors	25
DWAB1716P	17"	2"	C16	Paper	Wooden, Tile, Concrete Floors	25
DWAB1720P	17"	2"	C20	Paper	Wooden, Tile, Concrete Floors	25
DWAB1724P	17"	2"	C24	Paper	Wooden, Tile, Concrete Floors	25
CAT #	DIA.	ARBOR	GRIT	TYPE	APPLICATION	PACK
DWAB1736	17"	2"	C36	Paper	Wooden, Tile, Concrete Floors	25
DWAB1740	17"	2"	C40	Paper	Wooden, Tile, Concrete Floors	25
DWAB1760	17"	2"	C60	Paper	Wooden, Tile, Concrete Floors	25
DWAB1780	17"	2"	C80	Paper	Wooden, Tile, Concrete Floors	25
DWAB1710	17"	2"	C100	Paper	Wooden, Tile, Concrete Floors	25
DWAB2012P	20"	2"	C12	Paper	Wooden, Tile, Concrete Floors	25
DWAB2016P	20"	2"	C16	Paper	Wooden, Tile, Concrete Floors	25
DWAB2020P	20"	2"	C20	Paper	Wooden, Tile, Concrete Floors	25
DWAB2036	20"	2"	C36	Paper	Wooden, Tile, Concrete Floors	25
DWAB2060	20"	2"	C60	Paper	Wooden, Tile, Concrete Floors	25
DWAB2080	20"	2"	C80	Paper	Wooden, Tile, Concrete Floors	25
DWAB2010	20"	2"	C100	Paper	Wooden, Tile, Concrete Floors	25

COATED FLOORING *(continued)*

FLOOR SANDING SHEET

CAT #	WIDTH	LENGTH	GRIT	TYPE	APPLICATION	PACK
DWAB5216P	8"	19-1/2"	C16	Paper	Wooden, Tile, Concrete Floors	25
DWAB5220P	8"	19-1/2"	C20	Paper	Wooden, Tile, Concrete Floors	25
DWAB5224P	8"	19-1/2"	C24	Paper	Wooden, Tile, Concrete Floors	25
DWAB5236	8"	19-1/2"	C36	Paper	Wooden, Tile, Concrete Floors	25
DWAB5240	8"	19-1/2"	C40	Paper	Wooden, Tile, Concrete Floors	25
DWAB5250	8"	19-1/2"	C50	Paper	Wooden, Tile, Concrete Floors	25
DWAB5260	8"	19-1/2"	C60	Paper	Wooden, Tile, Concrete Floors	25
DWAB5280	8"	19-1/2"	C80	Paper	Wooden, Tile, Concrete Floors	25
DWAB5210	8"	19-1/2"	C100	Paper	Wooden, Tile, Concrete Floors	25
DWAB5212	8"	19-1/2"	C120	Paper	Wooden, Tile, Concrete Floors	25
DWAB3616P	8"	20"	C16	Paper	Wooden, Tile, Concrete Floors	25
DWAB3620P	8"	20"	C20	Paper	Wooden, Tile, Concrete Floors	25
DWAB3624P	8"	20"	C24	Paper	Wooden, Tile, Concrete Floors	25
DWAB3636	8"	20"	C36	Paper	Wooden, Tile, Concrete Floors	25
DWAB3640	8"	20"	C40	Paper	Wooden, Tile, Concrete Floors	25

CAT #	WIDTH	LENGTH	GRIT	TYPE	APPLICATION	PACK
DWAB3650	8"	20"	C50	Paper	Wooden, Tile, Concrete Floors	25
DWAB3660	8"	20"	C60	Paper	Wooden, Tile, Concrete Floors	25
DWAB3680	8"	20"	C80	Paper	Wooden, Tile, Concrete Floors	25
DWAB3610	8"	20"	C100	Paper	Wooden, Tile, Concrete Floors	25
DWAB3612	8"	20"	C120	Paper	Wooden, Tile, Concrete Floors	25
DWAB1816P	12"	18" PSA	C16	Paper	Wooden, Tile, Concrete Floors	10
DWAB1820P	12"	18" PSA	C20	Paper	Wooden, Tile, Concrete Floors	10
DWAB1824P	12"	18" PSA	C24	Paper	Wooden, Tile, Concrete Floors	10
DWAB1836	12"	18" PSA	C36	Paper	Wooden, Tile, Concrete Floors	10
DWAB1850	12"	18" PSA	C50	Paper	Wooden, Tile, Concrete Floors	10
DWAB1860	12"	18" PSA	C60	Paper	Wooden, Tile, Concrete Floors	10
DWAB1880	12"	18" PSA	C80	Paper	Wooden, Tile, Concrete Floors	10
DWAB1810	12"	18" PSA	C100	Paper	Wooden, Tile, Concrete Floors	10
DWAB1812	12"	18" PSA	C120	Paper	Wooden, Tile, Concrete Floors	10

NON-WOVEN FLOORING

FLOOR MESH SCREEN DISCS & SHEETS

CAT #	DIA	GRIT	APPLICATION	PACK
DWAJ1760	17"	C60	Wood, Concrete, Tile Flooring	10
DWAJ1780	17"	C80	Wood, Concrete, Tile Flooring	10
DWAJ1710	17"	C100	Wood, Concrete, Tile Flooring	10
DWAJ1712	17"	C120	Wood, Concrete, Tile Flooring	10
DWAJ1715	17"	C150	Wood, Concrete, Tile Flooring	10
DWAJ1718	17"	C180	Wood, Concrete, Tile Flooring	10
DWAJ1722	17"	C220	Wood, Concrete, Tile Flooring	10

CAT #	WIDTH	LENGTH	GRIT	APPLICATION	PACK
DWAJ1822	12"	18"	C220	Wood, Concrete, Tile Flooring	10
DWAJ1860	12"	18"	C60	Wood, Concrete, Tile Flooring	10
DWAJ1880	12"	18"	C80	Wood, Concrete, Tile Flooring	10
DWAJ1810	12"	18"	C100	Wood, Concrete, Tile Flooring	10
DWAJ1812	12"	18"	C120	Wood, Concrete, Tile Flooring	10
DWAJ1815	12"	18"	C150	Wood, Concrete, Tile Flooring	10
DWAJ1818	12"	18"	C180	Wood, Concrete, Tile Flooring	10

FLOOR NYLON PADS

CAT #	DIA	APPLICATION	PACK
DWAJ172B	17"	Wood & Tile Heavy Duty Finishing	5
DWAJ172G	17"	Wood & Tile Cleaning & Scrubbing	5
DWAJ172R	17"	Wood & Tile Light Polishing After Treatment	5
DWAJ172T	17"	Wood & Tile Light Polishing & Buffing	5
DWAJ172W	17"	Wood & Tile Fine Polishing	5

CAT #	WIDTH	LENGTH	APPLICATION	PACK
DWAJ182R	12"	18"	Wood & Tile Light Polishing After Treatment	5
DWAJ182W	12"	18"	Wood & Tile Fine Polishing	5

(continued on next page)

WIRE BRUSHES

XP EXTENDED Performance WIRE WHEELS



CAT #	DIA.	WIRE SIZE	ARBOR	WIRE STYLE	MATERIAL	MAX RPM	PACK	CAT #	DIA.	WIRE SIZE	ARBOR	WIRE STYLE	MATERIAL	MAX RPM	PACK
DW4926	4"	.020"	5/8"-11	Stringer Bead	Carbon	20,000	6	DW49254	5"	.020"	5/8"-11	Cable Twist	Carbon	12,000	6
DW49250	5"	.020"	5/8"-11	Stringer Bead	Carbon	12,000	6	DW4938	6"	.020"	5/8"-11	Cable Twist	Carbon	12,000	6
DW4936	6"	.020"	5/8"-11	Stringer Bead	Carbon	12,000	6	DW49255	4"	.020"	5/8"-11	Cable Twist	Stainless	20,000	6
DW4927	4"	.020"	5/8"-11	Stringer Bead	Stainless	20,000	6	DW49256	5"	.020"	5/8"-11	Cable Twist	Stainless	12,000	6
DW49251	5"	.020"	5/8"-11	Stringer Bead	Stainless	12,000	6	DW49257	6"	.020"	5/8"-11	Cable Twist	Stainless	12,000	6
DW49252	6"	.020"	5/8"-11	Stringer Bead	Stainless	12,000	6								

HP HIGH Performance WIRE WHEELS



CAT #	DIA.	WIRE SIZE	ARBOR	WIRE STYLE	MATERIAL	MAX RPM	PACK	CAT #	DIA.	WIRE SIZE	ARBOR	WIRE STYLE	MATERIAL	MAX RPM	PACK
DW4925	4"	.020"	5/8"-11	Stringer Bead	Carbon	20,000	1	DW49253	4"	.020"	5/8"-11	Cable Twist	Carbon	20,000	6
DW4925B	4"	.020"	5/8"-11	Stringer Bead	Carbon	20,000	6	DW4930	4"	.020"	5/8"-11	Cable Twist	Carbon	20,000	1
DW49201	5"	.020"	5/8"-11	Stringer Bead	Carbon	12,000	1	DW4937	6"	.020"	5/8"-11	Cable Twist	Carbon	6,000	1
DW49202B	6"	.020"	5/8"-11	Stringer Bead	Carbon	12,000	6								
DW49204	4"	.020"	5/8"-11	Stringer Bead	Stainless Steel	20,000	1								
DW49504B	4"	.020"	5/8"-11	Stringer Bead	Stainless Steel	20,000	6								

HP HIGH Performance SMALL WIRE WHEELS

CAT #	DIA.	WIRE SIZE	FACE WIDTH	TRIM LENGTH	SHANK	WIRE STYLE	WHEEL TYPE	MATERIAL	MAX RPM	PACK
DW4903	3"	.014"	1/2"	3/4"	1/4"	Crimped	Circular	Carbon	20,000	12
DW49007	2"	.014"	1/2"	1/2"	1/4"	Crimped	Flared	Carbon	20,000	12
DW49008	3"	.014"	1/2"	15/16"	1/4"	Crimped	Flared	Carbon	20,000	12



XP EXTENDED Performance CUP BRUSHES

CAT #	DIA.	WIRE SIZE	WIRE STYLE	MATERIAL	ARBOR	TRIM LENGTH	MAX RPM	PACK
DW49150	3"	.014"	Crimped	Carbon	5/8"-11	13/16"	14,000	6
DW49151	4"	.014"	Crimped	Carbon	5/8"-11	1-1/8"	9,000	6
DW49157	3"	.020"	Knotted	Carbon	5/8"-11	7/8"	14,000	6
DW49158	4"	.020"	Knotted	Carbon	5/8"-11	1-1/8"	9,000	6
DW49159	6"	.020"	Knotted	Carbon	5/8"-11	1-3/8"	6,600	4
DW49160	3"	.020"	Knotted	Stainless	5/8"-11	7/8"	14,000	6
DW49161	4"	.020"	Knotted	Stainless	5/8"-11	1-1/8"	9,000	6
DW49162	6"	.020"	Knotted	Stainless	5/8"-11	1-3/8"	6,600	4



HP HIGH Performance CUP BRUSHES

CAT #	DIA.	WIRE SIZE	WIRE STYLE	MATERIAL	ARBOR	TRIM LENGTH	MAX RPM	PACK
DW4920	3"	.014"	Crimped	Carbon	5/8"-11	13/16"	14,000	1
DW49101	4"	.014"	Crimped	Carbon	5/8"-11	1-1/8"	9,000	1
DW4922	5"	.014"	Crimped	Carbon	5/8"-11	1-3/8"	8,000	1
DW49102	6"	.014"	Crimped	Carbon	5/8"-11	1-3/8"	6,600	1
DW4910	3"	.020"	Knotted	Carbon	5/8"-11	7/8"	14,000	1
DW4915	3"	.020"	Knotted	Carbon	10mm x 1.25"	7/8"	14,000	1
DW4916	4"	.020"	Knotted	Carbon	5/8"-11	1-1/8"	9,000	1
DW4917	6"	.020"	Knotted	Carbon	5/8"-11	1-3/8"	6,600	1
DW4910S	3"	.020"	Knotted	Stainless	5/8" - 11	???	14,000	1



WIRE BRUSHES *(continued)*

XP EXTENDED Performance END BRUSHES



CAT #	DIA.	WIRE SIZE	WIRE STYLE	MATERIAL	TRIM LENGTH	MAX RPM	PACK
DW49055	1"	.020"	Knotted	Carbon	1"	20,000	12
DW49057	1"	.020"	Knotted	Stainless	1"	20,000	12

HP HIGH Performance END BRUSHES



CAT #	DIA.	WIRE SIZE	WIRE STYLE	MATERIAL	TRIM LENGTH	MAX RPM	PACK	CAT #	DIA.	WIRE SIZE	WIRE STYLE	MATERIAL	TRIM LENGTH	MAX RPM	PACK
DW4901	1"	.014"	Crimped	Carbon	1-1/8"	20,000	1	DW49004	3/4"	.014"	Knotted	Carbon	7/8"	20,000	12
DW4901B	1"	.014"	Crimped	Carbon	1-3/8"	20,000	12	DW49005	1"	.014"	Knotted	Carbon	1-3/8"	20,000	12
DW49003	1"	.020"	Crimped	Carbon	1-1/8"	20,000	12	DW4902	1"	.020"	Knotted	Carbon	1"	20,000	1
								DW4902B	1"	.020"	Knotted	Carbon	1"	20,000	12

SCRATCH BRUSHES



CAT #	SIZE	HANDLE STYLE	WIRE SIZE	MATERIAL	PACK	CAT #	SIZE	HANDLE STYLE	WIRE SIZE	MATERIAL	PACK
DW49701	4 x 16	Shoe Handle	.014"	Carbon	12	DW49705	3 x 7	Angled Back	.014"	Carbon	36
DW49702	4 x 16	Shoe Handle	.012"	Stainless	12	DW49706	3 x 7	Angled Back	.012"	Stainless	36
DW49703	3 x 19	Curved Handle	.014"	Carbon	12	DW49707	3 x 7	Small Plastic	.006"	Brass	36
DW49704	3 x 19	Curved Handle	.012"	Stainless	12	DW49708	3 x 7	Small Plastic	.006"	Stainless	36

XP EXTENDED Performance CUP GRINDING WHEELS - SINGLE ROW



CAT #	DIA.	ARBOR	APPLICATION	MAX RPM
DW4770	4"	5/8"-11	Heavy-Duty Masonry Grinding	15,200
DW4771	7"	5/8"-11	Heavy-Duty Masonry Grinding	8,600

DIAMOND BLADES



100X LIFE*
*vs. Standard DeWalt Chip Saw Blades

CAT #	DIA.	EDGE THICKNESS	ARBOR SIZE	APPLICATION	MAX RPM
DW8500	14"	3/32"	1"	Metal Cutting	4,300

XP EXTENDED Performance CUP GRINDING WHEELS - TURBO



CAT #	DIA.	ARBOR	APPLICATION	MAX RPM
DW4772T	4"	5/8"-11	Smooth Finish Masonry Grinding	15,200
DW4777T	5"	5/8"-11	Smooth Finish Masonry Grinding	12,200
DW4773T	7"	5/8"-11	Smooth Finish Masonry Grinding	8,600

XP EXTENDED Performance CUP GRINDING WHEELS - DOUBLE ROW



CAT #	DIA.	ARBOR	APPLICATION	MAX RPM
DW4772	4"	5/8"-11	General Purpose Masonry Grinding	15,200
DW4774	4-1/2"	5/8"-11	General Purpose Masonry Grinding	13,300
DW4777	5"	5/8"-11	General Purpose Masonry Grinding	12,200
DW4773	7"	5/8"-11	General Purpose Masonry Grinding	8,600



(continued on next page)

DIAMOND BLADES *(continued)*

XP EXTENDED Performance SEGMENTED BLADES

CAT #	DIA.	EDGE THICKNESS	SEGMENT HEIGHT	ARBOR SIZE	APPLICATION	MAX RPM
DW4711	4"	.080"	10mm	5/8", 7/8", 20mm	Masonry Cutting	15,200
DW4713	4-1/2"	.080"	10mm	7/8"	Masonry Cutting	13,300
DW4714	7"	.095"	10mm	5/8", 7/8", ◆	Masonry Cutting	8,700
DW4747	12"	.125"	10mm	1", 20mm	Fast Cutting	6,300
DW4743	12"	.125"	10mm	1", 20mm	Cured Concrete Cutting	6,300
DW4745	12"	.125"	10mm	1", 20mm	Asphalt or Green Concrete Cutting	6,300
DWA47421	14"	.125"	10mm	1", 20mm	General Purpose Cutting	5,400
DWA47421B2	14"	.125"	10mm	1", 20mm	General Purpose Cutting	5,400
DW4748	14"	.125"	10mm	1", 20mm	Fast Cutting	5,400
DW4746	14"	.125"	10mm	1", 20mm	Asphalt or Green Concrete Cutting	5,400



XP EXTENDED Performance SEGMENTED BLADES

CAT #	DIA.	EDGE THICKNESS	SEGMENT HEIGHT	ARBOR SIZE	APPLICATION	MAX RPM
DW4716	12"	.125"	7mm	1", 20mm	General Purpose Cutting	6,300
DW4744	14"	.125"	7mm	1", 20mm	Cured Concrete Cutting	5,400

HP HIGH Performance SEGMENTED BLADES

CAT #	DIA.	EDGE THICKNESS	SEGMENT HEIGHT	ARBOR SIZE	APPLICATION	MAX RPM
DW4781	4"	.080"	10mm	5/8", 7/8", 20mm	Masonry Cutting	15,200
DW4782	4-1/2"	.080"	10mm	7/8"	Masonry Cutting	13,300
DW4783	5"	.080"	10mm	7/8"	Masonry Cutting	12,200
DW4784	7"	.095"	10mm	5/8", 7/8", ◆	Masonry Cutting	8,700



XP EXTENDED Performance TUCK POINTING BLADES - STANDARD

CAT #	DIA.	EDGE THICKNESS	SEGMENT HEIGHT	ARBOR SIZE	APPLICATION	MAX RPM
DW4710	4"	.25"	8mm	5/8", 7/8", 20mm	Tuck Pointing	15,200
DW4740	4-1/2"	.25"	8mm	7/8"	Tuck Pointing	13,300
DW4741	5"	.25"	8mm	7/8"	Tuck Pointing	12,200
DW4739	6"	.25"	8mm	7/8"	Tuck Pointing	10,100

XP EXTENDED Performance TUCK POINTING BLADES - SANDWICH

CAT #	DIA.	EDGE THICKNESS	SEGMENT HEIGHT	ARBOR SIZE	APPLICATION	MAX RPM
DW4740S	4-1/2"	.25"	8mm	7/8"	Tuck Pointing	13,300
DW4741S	5"	.25"	8mm	7/8"	Tuck Pointing	12,200
DW4739S	6"	.25"	8mm	7/8"	Tuck Pointing	10,100



XP EXTENDED Performance TURBO BLADES

CAT #	DIA.	EDGE THICKNESS	SEGMENT HEIGHT	ARBOR SIZE	APPLICATION	MAX RPM	PACK
DW4700	4"	.080"	7.5mm	5/8", 7/8", 20mm	Masonry Cutting	15,200	1
DW4701	4-1/2"	.080"	7.5mm	7/8"	Masonry Cutting	13,300	1
DW4701B**	4-1/2"	.080"	7.5mm	7/8"	Masonry Cutting	13,300	10
DW4702	7"	.090"	7.5mm	5/8", 7/8", ◆	Masonry Cutting	8,700	1
DW4702B**	7"	.090"	7.5mm	5/8", 7/8", ◆	Masonry Cutting	8,700	10
DW4703	8"	.090"	7.5mm	5/8", 7/8", ◆	Masonry Cutting	8,700	1
DW4704	12"	.110"	7.5mm	1", 20mm	Masonry Cutting	6,300	1



**Bulk

(continued on next page)

DIAMOND BLADES *(continued)*

HP HIGH Performance™ TURBO BLADES

CAT #	DIA.	EDGE THICKNESS	SEGMENT HEIGHT	ARBOR SIZE	APPLICATION	MAX RPM	PACK
DW4724	4"	.080"	7mm	5/8", 7/8", 20mm	Masonry Cutting	15,200	1
DW4724B**	4"	.080"	7mm	5/8", 7/8", 20mm	Masonry Cutting	15,200	10
DW4725	4-1/2"	.080"	7mm	7/8"	Masonry Cutting	13,300	1
DW4725B**	4-1/2"	.080"	7mm	7/8"	Masonry Cutting	13,300	10
DW4712	7"	.090"	7mm	5/8", 7/8", ◆	Masonry Cutting	8,700	1
DW4712B**	7"	.090"	7mm	5/8", 7/8", ◆	Masonry Cutting	8,700	10



**Bulk

XP4™ TILE BLADES

CAT #	DIA.	EDGE THICKNESS	SEGMENT HEIGHT	ARBOR SIZE	APPLICATION	MAX RPM
DW4735	4"	.060"	8mm	5/8", 7/8", 20mm	Porcelain Tile - Wet or Dry	15,200
DW4738	4-3/8"	.060"	8mm	5/8", 7/8"	Porcelain Tile - Wet or Dry	13,300
DW4765	4-1/2"	.060"	8mm	5/8", 7/8", 20mm	Porcelain Tile - Wet or Dry	13,300
DW4766	7"	.060"	8mm	5/8"	Porcelain Tile - Wet	8,700
DW4764	10"	.060"	8mm	5/8"	Porcelain Tile - Wet	5,400



XP EXTENDED Performance™ TILE BLADES

CAT #	DIA.	EDGE THICKNESS	SEGMENT HEIGHT	ARBOR SIZE	APPLICATION	MAX RPM
DW4729	4"	.060"	5mm	5/8", 7/8", 20mm	Ceramic Tile - Wet or Dry	15,200
DW4760	7"	.060"	6.5mm	5/8"	Ceramic Tile - Wet	8,700
DW4767	8"	.060"	6.0mm	5/8"	Ceramic Tile - Wet	7,600
DW4761	10"	.060"	6.5mm	5/8"	Ceramic Tile - Wet	5,400
DW4762	10"	.060"	8mm	5/8"	Porcelain Tile - Wet	5,400



HP HIGH Performance™ TILE BLADES

CAT #	DIA.	EDGE THICKNESS	SEGMENT HEIGHT	ARBOR SIZE	APPLICATION	MAX RPM
DW4790	4"	.060"	5mm	5/8", 7/8", 20mm	Tile - Wet	15,200
DW4791	7"	.060"	5mm	5/8"	Tile - Wet	8,700
DW4792	10"	.060"	5mm	5/8"	Tile - Wet	5,400



XP4™ GLASS TILE BLADES

CAT #	DIA.	SIZE	ARBOR SIZE	SEGMENT HEIGHT	MAX RPM	WET OR DRY
DWA4768	7"	7"	5/8"	8mm	8,700	Wet
DWA4769	10"	10"	5/8"	8mm	6,00	Wet



POLISHING

POLISHING PADS

CAT #	DIA.	ARBOR	MATERIAL	PACK
DW4980	6"	5/8"	Cotton	1
DW4988	7"	-	Wool	1
DW4989	7"	-	Cotton Blend	1
DW4985	7"	5/8"-11	Rubber Backing Pad	1
DW4985CL	7"	5/8"-11	Cotton & Backing Pad	1



ROAD CONSTRUCTION



CONSTRUCTION WIRE BRUSH

CAT #	DIA.	WIRE SIZE	WIDTH	ARBOR	APPLICATION	MATERIAL	RPM	PACK
DW49259	12"	.035"	3/8"	1"	Concrete Masonry	Carbon	5,000	2



BENCH GRINDER BRUSHES

CAT #	DIA.	WIRE SIZE	WIRE STYLE	MATERIAL	ARBOR	WIDTH	LENGTH	MAX RPM	PACK
DW4904	6"	.014"	Crimped	Carbon	5/8"-1/2"	3/4"	1-1/8"	6,000	1
DW4905	6"	.014"	Crimped	Carbon	5/8"-1/2"	1"	1-1/8"	6,000	1
DW4906	8"	.014"	Crimped	Carbon	5/8"	3/4"	1-9/16"	4,000	1
DW4907	8"	.014"	Crimped	Carbon	5/8"	1"	1-9/16"	4,000	1
DW4908	10"	.014"	Crimped	Carbon	3/4"	1-9/16"	2-1/2"	3,600	1



ABRASIVE ACCESSORIES

FIBER DISC BACKING PADS



CAT #	DIA.	ARBOR	MATERIAL	MAX RPM
DW4939	4-1/2"	7/8"	Paper	16,000
DW4940	4"	5/8"-11 & M10 x 1.25"	Medium Rubber	12,000
DW4942	4-1/2"	5/8"-11	Paper	16,000
DW4945	4-1/2"	5/8"-11	Rubber	12,000
DW4950	5"	7/8"	Phenolic Disc	6,000
DW4955	7"	7/8"	Phenolic Disc	6,000
DW4956	9"	7/8"	Phenolic Disc	6,000
DAJHXGMD01	4-1/2"	5/8"-11	Medium Rubber Turbo	11,000
DAJHXHMD01	5"	5/8"-11	Medium Rubber Turbo	10,000
DAJHXKMD01	7"	5/8"-11	Medium Rubber Turbo	8,500
DAJHXKH01	7"	5/8"-11	Firm Rubber Turbo	8,500
DAJHXMMD01	9"	5/8"-11	Medium Rubber Turbo	6,500
DAJHXMHD01	9"	5/8"-11	Firm Rubber Turbo	6,500

QUICK LOCK FIBER DISC BACKING PADS

CAT #	DIA.	ARBOR	MATERIAL	MAX RPM
DAJHXGQM01	4-1/2"	5/8"-11	Medium	13,300
DAJHXHQM01	5"	5/8"-11	Medium	12,200
DAJHXKQM01	7"	5/8"-11	Medium	8,700
DAJHXKQH01	7"	5/8"-11	Firm	8,700



HANDLE



CAT #	DESCRIPTION	SIZE
DAMHXXX01	Hand Pad Handle	6" x 4-1/2"

ADAPTERS



CAT #	DESCRIPTION
DW4900	Spindle Adapter M10 x 1.25" to 5/8"-11
DW4706	Backing Flange for 5/8"-11 Shaft Grinders to Mount Type 1 Cutoff Wheels

QUICK CHANGE MANDRELS



CAT #	DESCRIPTION	DIA.	ARBOR	SHANK	MAX RPM
DAMQ1XXX01	Small	1"-1-1/2"	QDC	1/4"	30,000
DAMQ2XXX01	Large	2"-4"	QDC	1/4"	20,000
DAMR1MXX01	Medium	1"-1-1/2"	QRC	1/4"	25,000
DAMR1FXX01	Firm	1"-1-1/2"	QRC	1/4"	30,000
DAMR2MXX01	Medium	2"	QRC	1/4"	25,000
DAMR2FXX01	Firm	2"	QRC	1/4"	30,000
DAMR3MXX01	Medium	3"	QRC	1/4"	20,000
DAMR3FXX01	Firm	3"	QRC	1/4"	20,000
DAMM1MXX01	Medium	1-1/2"	QMC	1/4"	25,000
DAMM1FXX01	Firm	1-1/2"	QMC	1/4"	30,000
DAMM2MXX01	Medium	2"	QMC	1/4"	25,000
DAMM2FXX01	Firm	2"	QMC	1/4"	30,000
DAMM3MXX01	Medium	3"	QMC	1/4"	20,000
DAMM3FXX01	Firm	3"	QMC	1/4"	20,000

CARTRIDGE ROLL MANDRELS



CAT #	PILOT SIZE	PILOT LENGTH	ROLL LENGTH	SHANK SIZE	SHANK LENGTH	OVERALL LENGTH	MAX RPM
DAMCX83401	1/8"	3/4"	1"	1/4"	1-1/4"	2-1/2"	25,000
DAMCX81001	1/8"	1"	1-1/2"	1/4"	1-1/4"	2-3/4"	25,000
DAMCX81501	1/8"	1-1/2"	2"	1/4"	1-1/4"	3-1/4"	25,000

HOOK & LOOP BACKING PADS**

CAT #	DESCRIPTION	DIA.	ARBOR	MAX RPM
DAPHXGLH01	Long Hook	4-1/2"	5/8"-11	13,300
DAPHXHLH01	Long Hook	5"	5/8"-11	12,200
DAPHXKLH01	Long Hook	7"	5/8"-11	8,700



**For use with non-woven discs




A COMPLETE RANGE OF PRECISION BLADES

PRECISION[™]

IDEAL FOR TRIM CARPENTERS:

Trim Installation, Stair Installation,
Cabinet Installation

- Trim
- Hardwood Floor
- Maple
- Oak
- Molding



A COMPLETE RANGE OF CONSTRUCTION BLADES

CONSTRUCTION[™]

IDEAL FOR GENERAL CONTRACTORS:

Framing, Deck Building

- Dimensional Lumber
- OSB
- Plywood



A COMPLETE RANGE OF WOODWORKING BLADES

WOODWORKING[™]

IDEAL FOR WOODWORKERS:

Cabinet Manufacturing, Production
Woodshops and Furniture Shops

- Hardwoods
- Cherry
- Maple
- Oak
- Hickory
- Melamine

DEMOLITION SAW BLADES

2X SAW BLADES

CAT#	DIAMETER	TEETH	PACK
DWA31724D	7-1/4"	24	1
DWA35724DB10	7-1/4"	24	10



PRECISION SAW BLADES

PRECISION Framing™

CAT #	DESCRIPTION	KERF TYPE	DIA.	TEETH	ARBOR	HOOK ANGLE	KERF	PLATE THICKNESS	TOOTH GRIND
DW9199	Framing Blade	Thin Kerf	6-1/2"	24	5/8"	18°	.063"	.039"	ATB
DW9196	Cross Cutting Blade	Thin Kerf	6-1/2"	40	5/8"	18°	.063"	.039"	ATB
DW3199	Framing Blade	Thin Kerf	7-1/4"	24	5/8" - ◆	18°	.063"	.039"	ATB
DW3599B10**	Framing Blade	Thin Kerf	7-1/4"	24	5/8" - ◆	18°	.063"	.039"	ATB
DW3194	Cross Cutting Blade	Thin Kerf	7-1/4"	40	5/8" - ◆	18°	.063"	.039"	ATB
DW3594B10**	Cross Cutting Blade	Thin Kerf	7-1/4"	40	5/8" - ◆	18°	.063"	.039"	ATB
DW3196	Fine Cutting Blade	Thin Kerf	7-1/4"	60	5/8" - ◆	18°	.063"	.039"	ATB
DW3596B10**	Fine Cutting Blade	Thin Kerf	7-1/4"	60	5/8" - ◆	18°	.063"	.039"	ATB
DW3185	Cross Cutting Blade	Thin Kerf	8-1/4"	40	5/8" - ◆	18°	.071"	.047"	ATB



PRECISION Trim™

CAT #	DESCRIPTION	DIA.	TEETH	ARBOR	HOOK ANGLE	KERF	PLATE THICKNESS	TOOTH GRIND	MAX RPM
DW7112PT	General Purpose	7-1/4"	24	5/8"	7°	.063"	.039"	ATB	7,000
DW7114PT	Smooth Cross Cutting	7-1/4"	40	5/8"	7°	.063"	.039"	ATB	7,000
DW7116PT	Ultra Fine Finish	7-1/4"	60	5/8"	7°	.063"	.039"	ATB	7,000
DW7118PT	Premium Finish	8-1/2"	60	5/8"	-5°	.094"	.063"	ATB	9,000
DW7124PT	Fast Ripping	10"	24	5/8"	20°	.098"	.071"	FT	6,000
DW7140PT	General Purpose	10"	40	5/8"	20°	.098"	.071"	ATB	6,000
DW7150PT	Combination	10"	50	5/8"	15°	.098"	.071"	ATB+R	6,000
DW3215PT	Smooth Cross Cutting	10"	60	5/8"	7°	.098"	.071"	ATB	6,000
DW3218PT	Ultra Fine Finish	10"	80	5/8"	7°	.098"	.071"	ATB	6,000
DW3216PT	Smooth Cross Cutting	12"	60	1"	7°	.106"	.079"	ATB	4,800
DW3232PT	Ultra Fine Finish	12"	80	1"	7°	.106"	.079"	ATB	4,800
DW72100PT	Ultra Miter	12"	100	1"	-5°	.106"	.079"	ATB+R	4,800
Specialty									
DW3219PT	Non-Ferrous/Plastic/Fine Trim	10"	80	5/8"	-5°	.098"	.071"	TCG	6,000
DW7296PT	Non-Ferrous/Plastic/Fine Trim	12"	96	1"	-5°	.102"	.079"	TCG	4,800



CONSTRUCTION SAW BLADES

SMALL DIAMETER

CAT #	DESCRIPTION	KERF TYPE	DIA.	TEETH	ARBOR	HOOK ANGLE	KERF	PLATE THICKNESS	TOOTH GRIND
DW3161	Circular Saw Blade	Thin Kerf	6-1/2"	18	5/8" - ◆	25°	.071"	.045"	ATB
DW3192	Circular Saw Blade	Thin Kerf	7-1/4"	18	5/8" - ◆	15°	.071"	.045"	ATB
DW3592B10*	Circular Saw Blade	Thin Kerf	7-1/4"	18	5/8" - ◆	15°	.071"	.045"	ATB
DW3178	Framing Blade	Thin Kerf	7-1/4"	24	5/8" - ◆	18°	.071"	.045"	ATB
DW3578B10*	Framing Blade	Thin Kerf	7-1/4"	24	5/8" - ◆	18°	.071"	.045"	ATB
DW3176	Circular Saw Blade	Thin Kerf	7-1/4"	36	5/8" - ◆	15°	.071"	.045"	ATB
DW3576B10*	Circular Saw Blade	Thin Kerf	7-1/4"	36	5/8" - ◆	15°	.071"	.045"	ATB
DW3182	Framing Blade	Thin Kerf	8-1/4"	24	5/8" - ◆	20°	.076"	.050"	ATB
DW3582B10*	Framing Blade	Thin Kerf	8-1/4"	24	5/8" - ◆	20°	.076"	.050"	ATB
DW3184	Circular Saw Blade	Thin Kerf	8-1/4"	40	5/8" - ◆	15°	.076"	.050"	ATB
DW9055	Carbide - Fast Woodcutting	Ultra Thin Kerf	5-3/8"	16	10mm	20°	.059"	.039"	ATB
DW9054	Carbide - Smooth Woodcutting	Ultra Thin Kerf	5-3/8"	24	10mm	20°	.059"	.039"	ATB
DW9155	Carbide - Fast Cutting	Ultra Thin Kerf	6-1/2"	18	5/8"	20°	.059"	.039"	ATB
DW9154	Carbide - Framing	Ultra Thin Kerf	6-1/2"	24	5/8"	20°	.059"	.039"	ATB
DW9066	Circular Saw Blade	Thin Kerf	5 1/2"	24	5/8"	18°	.071"	0.45"	ATB
Specialty									
DW3191	Nail Cutting Circular Saw Blade	Thin Kerf	7-1/4"	18	5/8" - ◆	15°	.071"	.045"	ATB
DW3591B10*	Nail Cutting Circular Saw Blade	Thin Kerf	7-1/4"	18	5/8" - ◆	15°	.071"	.045"	ATB
DW3174	Pressure Treated/Wet Lumber	Thin Kerf	7-1/4"	20	5/8" - ◆	25°	.071"	.045"	ATB
DW9053	Steel - Vinyl/Paneling	Ultra Thin Kerf	5-3/8"	80	10mm	-10°/-45°	.059"	.039"	Alt. Set
DW9153	Steel - Vinyl/Paneling	Ultra Thin Kerf	6-1/2"	90	5/8"	18°/45°/20°	.059"	.039"	FTG
DW9058X	Combo PACK (DW9052 & DW9055)	Ultra Thin Kerf	5-3/8"	16, 30	10mm	3°, 20°	.059"	.039"	FTG/ATB
DW9059C5	Combo PACK (DW9052, DW9053 & DW9054)	Ultra Thin Kerf	5-3/8"	24, 30, 78	10mm	20°	.059"	.039"	ATB
DW9158X	Combo PACK (DW9155 & DW9154)	Ultra Thin Kerf	6-1/2"	18, 24	5/8"	20°	.059"	.039"	ATB



*10-PACK

LARGE DIAMETER

CAT #	DESCRIPTION	DIA.	TEETH	ARBOR	HOOK ANGLE	KERF	PLATE THICKNESS	TOOTH GRIND
DW3112**	Fast Ripping Table Saw Blade	10"	24	5/8"	15°	.095"	.069"	ATB
DW3103	General Purpose Saw Blade	10"	32	5/8"	7°	.095"	.069"	ATB
DW3114**	General Purpose Saw Blade	10"	40	5/8"	10°	.095"	.069"	ATB
DW3106	Fine Finish Saw Blade	10"	60	5/8"	7°	.095"	.069"	ATB
DW3123	General Purpose Saw Blade	12"	32	1"	7°	.095"	.069"	ATB
DW3126	Fine Finish Saw Blade	12"	60	1"	7°	.095"	.069"	ATB
DW3128	Fine Finish Saw Blade	12"	80	1"	7°	.095"	.069"	ATB
COMBO PACKS								
DW3106P5	Construction 10" Combo PACK (DW3106 & DW3103)	10"	32, 60	5/8"	7°	.095"	.069"	ATB
DW3128P5	Construction 12" Combo PACK (DW3128 & DW3123)	12"	32, 80	1"	7°	.095"	.069"	ATB



**To be used on table saws only

CONSTRUCTION SAW BLADES *(continued)*

LAMINATE SAW BLADES & FIBER CEMENT SAW BLADE

CAT #	DIA.	TEETH
DWA31216PCD	12"	16
DWA31012PCD	10"	12
DWA3193PCD	7-1/4"	4



COMPOSITE DECKING SAW BLADE

CAT#	DIA.	TEETH
DWA31740	7-1/4"	40



METAL CUTTING SAW BLADES

STEEL CUTTING BLADES

CAT #	DESCRIPTION	DIA.	TEETH	ARBOR	HOOK ANGLE	KERF	PLATE THICKNESS	TOOTH GRIND	MAX RPM
DWA7538	Ferrous Metal Cutting	5-3/8"	30	20mm	1.5°	.059"	.044"	TCG	4,200
DWA7770	Ferrous Metal Cutting	5-1/2"	30	20mm	1.5°	.059"	.044"	TCG	4,200
DWA7762	Ferrous Metal Cutting	6-1/2"	48	5/8"	1.5°	.061"	.047"	TCG	4,200
DWA7763	Ferrous Metal Cutting	6-3/4"	40	20mm	1.5°	.061"	.047"	TCG	4,200
DWA7766	errous Metal Cutting	7-1/4"	48	5/8"	1.5°	.077"	.063"	TCG	4,000
DWA7840	Ferrous Metal Cutting	8"	48	5/8"	1.5°	.077"	.063"	TCG	4,000
DWA7948	Ferrous Metal Cutting	9"	48	1"	1.5°	.083"	.069"	TCG	3,600
DWA7759	Ferrous Metal Cutting	10"	52	5/8"	1.5°	.091"	.077"	TCG	1,800
DWA7737	Heavy Gauge Ferrous Metal Cutting	12"	60	1"	1.5°	.091"	.077"	TCG	1,800
DWA7740	Light Gauge Ferrous Metal Cutting	12"	80	1"	1.5°	.091"	.077"	TCG	1,800
DWA7747	Heavy Gauge Ferrous Metal Cutting	14"	66	1"	1.5°	.091"	.077"	TCG	1,800
DWA7745	Light Gauge Ferrous Metal Cutting	14"	90	1"	1.5°	.091"	.077"	TCG	1,800



STAINLESS STEEL CUTTING BLADES

CAT #	DESCRIPTION	DIA.	TEETH	ARBOR	HOOK ANGLE	KERF	PLATE THICKNESS	TOOTH GRIND	MAX RPM
DWA7771	5-1/2" 40T Stainless Steel Metal Cutting	5-1/2"	40	20mm	10°	.060"	.044"	MTCG	4,200
DWA7748	7-1/4" 48T Stainless Steel Metal Cutting	7-1/4"	48	5/8"	10°	.079"	.063"	MTCG	4,000
DWA7739	12" 80T Stainless Steel Metal Cutting	12"	80	1"	10°	.085"	.069"	MTCG	1,800
DWA7749	14" 90T Stainless Steel Metal Cutting	14"	90	1"	10°	.085"	.069"	MTCG	1,800



ALUMINUM METAL CUTTING BLADES

CAT #	DESCRIPTION	DIA.	TEETH	ARBOR	HOOK ANGLE	KERF	PLATE THICKNESS	TOOTH GRIND	MAX RPM
DW9052	5-3/8" 30T Aluminum Metal Cutting	5-3/8"	30	20mm	3°	.059"	.039"	FLAT TOP	7,000
DWA7760	5 1/2" 30T Aluminum Metal Cutting	5-1/2"	30	5/8"	3°	.059"	.039"	FLAT TOP	7,000
DW9152	6-1/2" 36T Aluminum Metal Cutting	6-1/2"	36	5/8"	3°	.059"	.039"	FLAT TOP	7,000
DWA7761	7-1/4" 48T Aluminum Metal Cutting	7-1/4"	48	5/8"	-5°	.083"	.063"	TCG	4,000
DWA7758	7-1/4" 60T Aluminum Metal Cutting	7-1/4"	60	5/8"	-5°	.083"	.063"	TCG	4,000
DWA7664	9" 72T Aluminum Metal Cutting	9"	72	1"	-5°	.083"	.063"	TCG	6,000
DW7665	10" 80T Aluminum Thin Plate Metal Cutting	10"	80	5/8"	-5°	.110"	.069"	TCG	6,000
DW71080T5	10" 80T Aluminum Thick Plate Metal Cutting	10"	80	5/8"	-5°	.126"	.087"	TCG	6,000
DW7666	12" 80T Aluminum Thin Plate Metal Cutting	12"	80	1"	-5°	.110"	.077"	TCG	4,800
DW71280T5	12" 80T Aluminum Thick Plate Metal Cutting	12"	80	1"	-5°	.126"	.098"	TCG	4,800
DWA7889	14" 100T Aluminum Metal Cutting	14"	100	1"	-5°	.126"	.098"	TCG	4,800



WOODWORKING SAW BLADES



SPECIALTY WOODWORKING SAW BLADES

CAT #	DESCRIPTION	KERF TYPE	DIA.	TEETH	ARBOR	HOOK ANGLE	KERF	PLATE THICKNESS	TOOTH GRIND
General Purpose									
DW7657	General Purpose	Thin Kerf	10"	40	5/8"	20°	.110"	.069"	ATB
DW7658	General Purpose	Thin Kerf	12"	48	1"	10°	.110"	.077"	ATB
DW7659	General Purpose	Thin Kerf	14"	48	1"	10°	.110"	.079"	ATB
Ripping									
DW7642	Fast Ripping	Thin Kerf	10"	24	5/8"	20°	.110"	.069"	FTG
DW7655	Finish Ripping	Thin Kerf	12"	40	1"	10°	.110"	.079"	TCG
Cross Cutting									
DW7648	Fine Crosscuts	Thin Kerf	12"	60	1"	-5°	.110"	.077"	ATB
DW7647	Ultra-Fine Crosscuts	Thin Kerf	10"	80	5/8"	-5°	.110"	.069"	ATB
DW7650	Ultra-Fine Crosscuts	Thin Kerf	12"	96	1"	-5°	.110"	.079"	ATB
Dado									
DW7670	Stacked Dado Set		8"	24	5/8"	0°	.925"	.125"	ATB /FTG
Combination									
DW7640	Combination	Thin Kerf	10"	50	5/8"	15°	.110"	.069"	4ATB+R
DW7641	Combination	Thin Kerf	12"	60	1"	15°	.110"	.079"	4ATB+R
Specialty Applications									
DW7667	Solid Surface & Plastics	Thin Kerf	10"	80	5/8"	0°	.110"	.069"	M-TCG

STEEL CIRCULAR SAW BLADES


STEEL SAW BLADES

CAT #	DESCRIPTION	DIA.	TEETH	ARBOR
DW3323	Fast Cut	7-1/4"	26	5/8"-◆
DW3324	Crosscut	7-1/4"	100	5/8"-◆
DW3325	Combo	7-1/4"	40	5/8"-◆
DW3326	Hollow Ground Plywood	7-1/4"	140	5/8"-◆
DW3329	Non-Ferrous	7-1/4"	68	5/8"-◆
DW3330	Iron/Steel	7-1/4"	16 Slots	5/8"-◆
DW3332	Master Combo	8-1/4"	60	5/8"-◆
DW3372	Hollow Ground Planer	7-1/4"	80	5/8"-◆
DW3526	Hollow Ground Plywood Bulk	7-1/4"	140	5/8"-◆



RECIPROCATING SAW BLADES

RECIPROCATING SAW BLADE SELECTION GUIDE

MATERIALS	WOOD	NAIL-EMBEDDED WOOD	WOOD SCROLLING	DEMOLITION/FIRE & RESCUE	PVC	CAST IRON	THICK METAL ≥ 1/8"	MEDIUM METAL 1/16" - 1/8"	THIN METAL ≤ 1/16"	METAL SCROLLING	DRYWALL/PLASTER	CEMENT BOARD
BEST	2X Demolition with <i>PlungePoint</i> DWA4166 DWA4169 DWA41612		Wood Scrolling Blade DW4816	2X First Response DWA4174 DWA4176 DWA4179 DWA41712	Bi-Metal DW4802 DW4803 DW4804	2X  DWA4186 DWA4188 DWA41812			Metal Scrolling DW4815	Drywall/Plaster DW4851	Carbide Grit DW4843 DW4844	
BETTER	Bi-Metal with <i>PlungePoint</i> DW4802 DW4803 DW4804		Multi-Material DW4845 DW4846 DW4839B25		Bi-Metal 14 TPI 4" DW4807 Bi-Metal DW4808 DW4809 DW4838		Bi-Metal DW4810 DW4811 DW4812 DW4822B25		Bi-Metal DW4812 DW4813	Multi-Material DW4845 DW4846 DW4839B25		
GOOD	Bi-Metal DW4847 DW4848 DW4849											

2X LONG LIFE WOOD CUTTING



CAT #	BLADE LENGTH	TPI	BLADE TYPE
5 PACKS			
DWA4166	6"	6	Taper
DWA4169	9"	6	Taper
DWA41612	12"	6	Taper
25 PACKS			
DWA4166B25	6"	6	Taper
DWA4169B25	9"	6	Taper
DWA41612B25	12"	6	Taper
100 PACKS			
DWA4166B	6"	6	Taper
DWA4169B	9"	6	Taper
DWA41612B	12"	6	Taper

2X LONG LIFE METAL CUTTING



CAT #	BLADE LENGTH	TPI	BLADE TYPE
5 PACKS			
DWA4186	6"	14/18	Straight
DWA4188	8"	14/18	Straight
DWA41812	12"	14/18	Straight
25 PACKS			
DWA4186B25	6"	14/18	Straight
DWA4188B25	8"	14/18	Straight
DWA41812B25	12"	14/18	Straight
100 PACKS			
DWA4186B	6"	14/18	Straight
DWA4188B	8"	14/18	Straight
DWA41812B	12"	14/18	Straight

2X LONG LIFE GENERAL PURPOSE



CAT #	BLADE LENGTH	TPI	BLADE TYPE
5 PACKS			
DWA4174	4"	10	Straight
DWA4176	6"	10	Straight
DWA4179	9"	10	Straight
DWA41712	12"	10	Straight
25 PACKS			
DWA4176B25	6"	10	Straight
DWA4179B25	9"	10	Straight
DWA41712B25	12"	10	Straight
100 PACKS			
DWA4176B	6"	10	Straight
DWA4179B	9"	10	Straight
DWA41712B	12"	10	Straight

RECIPROCATING SAW BLADE SETS



CAT #	DESCRIPTION	INCLUDES
DWA4101	8 PC. 2X™ Recip Set with Telescoping Case	(3) DWA4166, (3) DWA4186, DWA4179, DWA4188

RECIPROCATING SAW BLADES *(continued)*

WOOD CUTTING



CAT #	BLADE LENGTH	TPI	BLADE TYPE
2 PACKS			
DW4802-2	6"	6	Taper
DW4804-2	12"	6	Taper
DW4847-2	6"	5/8	Taper
5 PACKS			
DW4801	6"	3	Taper
DW4802	6"	6	Taper
DW4803	9"	6	Taper
DW4804	12"	6	Taper
DW4847	6"	5/8	Taper
DW4848	9"	5/8	Taper
DW4849	12"	5/8	Taper
DW4850	6"	6	Straight
25 PACKS			
DW4802B25	6"	6	Taper
DW4803B25	9"	6	Taper
DW4804B25	12"	6	Taper
DW4847B25	6"	5/8	Taper
100 PACKS			
DW4802B	6"	6	Taper
DW4803B	9"	6	Taper
DW4804B	12"	6	Taper

METAL CUTTING



CAT #	BLADE LENGTH	TPI	BLADE TYPE
2 PACKS			
DW4808-2	6"	14	Straight
DW4810-2	4"	18	Straight
DW4811-2	6"	18	Straight
DW4813-2	6"	24	Straight
5 PACKS			
DW4807	4"	14	Straight
DW4808	6"	14	Straight
DW4809	8"	14	Straight
DW4838	12"	14	Straight
DW4810	4"	18	Straight
DW4811	6"	18	Straight
DW4821	8"	18	Straight
DW4812	4"	24	Straight
DW4813	6"	24	Straight
25 PACKS			
DW4807B25	4"	14	Straight
DW4808B25	6"	14	Straight
DW4809B25	8"	14	Straight
DW4810B25	4"	18	Straight
DW4811B25	6"	18	Straight
DW4821B25	8"	18	Straight
DW4822B25	12"	18	Straight
DW4812B25	4"	24	Straight
DW4813B25	6"	24	Straight
100 PACKS			
DW4807B	4"	14	Straight
DW4808B	6"	14	Straight
DW4809B	8"	14	Straight
DW4811B	6"	18	Straight
DW4821B	8"	18	Straight
DW4813B	6"	24	Straight

GENERAL PURPOSE



CAT #	BLADE LENGTH	TPI	BLADE TYPE
2 PACKS			
DW4806-2	6"	10	Straight
DW4845-2	6"	10/14	Straight
5 PACKS			
DW4845	6"	10/14	Straight
DW4846	8"	10/14	Straight
25 PACKS			
DW4806B25	6"	10	Straight
DW4846B25	8"	10/14	Straight
DW4839B25	12"	10/14	Straight
100 PACKS			
DW4806B	6"	10	Straight
DW4845B	6"	10/14	Straight
DW4846B	8"	10/14	Straight
DW4839B	12"	10/14	Straight

BREAKAWAY™ RECIPROCATING SAW BLADE



CAT #	BLADE LENGTH	TPI	QTY
Metal Cutting Blades			
DWABK461418P3	6"	14/18	3
DWABK461418	6"	14/18	5
DWABK461418B25	6"	14/18	25
DWABK491418P3	9"	14/18	3
DWABK491418	9"	14/18	5
DWABK491418B25	9"	14/18	25
DWABK48SETCS	8 PC. Set w/ Case	14/18	8
DWABK410SETCS	10 PC. Set w/ Case	14/18	10

SPECIALTY




CAT #	BLADE LENGTH	TPI	BLADE TYPE
Scroll Cutting Blades			
DW4814	3-1/2"	14	General Purpose
DW4815	3-1/2"	18	Metal
DW4816	6"	6	Wood
Drywall Cutting Blades			
DW4851	6"	6	Taper
Carbide Grit Edge Blades			
DW4844	6"	Coarse	Straight
DW4843	8"	Coarse	Straight
Cordless Bi-Metal Blades			
DW4876	6"	5/8	Taper
DW4878	6"	18	Straight

RECIPROCATING SAW BLADE SETS



CAT #	DESCRIPTION	INCLUDES
DW4853	3 PC. Bi-Metal Saw Blade Set	DW4802, DW4806, DW4811
DW4875	3 PC. Cordless Bi-Metal Saw Blade Set	DW4876, DW4877, DW4878
DW4857	5 PC. Bi-Metal Saw Blade Set	(2) DW4802, DW4808, DW4811, DW4813
DW4856	6 PC. Bi-Metal Saw Blade Set	DW4802, DW4847, DW4806, DW4808, DW4811, DW4813
DW4896	6 PC. Bi-Metal Saw Blade Set with Telescoping Case	(2) DW4809, (2) DW4803, (2) DW4865
DW4892	12 PC. Bi-Metal Saw Blade Set with Telescoping Case	(3) DW4802, (2) DW4811, (2) DW4809, (2) DW4803, DW4865
DW4890	15 PC. Bi-Metal Saw Blade Set with Medium TOUGH CASE®	(5) DW4802, (5) DW4808, (5) DW4811
DW4897	15 PC. Bi-Metal Saw Blade Set with Telescoping Case	(4) DW4802, (4) DW4811, (3) DW4809, (3) DW4803, DW4865
DW4898	10 PC. Bi-Metal Reciprocating Saw Blade Set with Case	(4) DW4802, (4) DW4811, (1) DW4809, (1) DW4803
DW4899	16 PC. Bi-Metal Reciprocating Saw Blade Set with Case	(6) DW4802, (5) DW4811, (2) DW4809, (2) DW4803, DW4865

JIG SAW BLADES



T-SHANK

CAT #	DESCRIPTION	CUTTING LENGTH	TPI	QTY.
High Performance WOOD Cutting (HCS)				
DW3750H2	Fast Cutting	4"	6	2
DW3750H	Fast Cutting	4"	6	5
DW3750H50	Fast Cutting	4"	6	50
DW3753H2	Clean Cutting	4"	6	2
DW3753H	Clean Cutting	4"	6	5
DW3753H50	Clean Cutting	4"	6	50
DW3755H2	Aluminum/Fiberglass	4"	8	2
DW3755H	Aluminum/Fiberglass	4"	8	5
DW3755H50	Aluminum/Fiberglass	4"	8	50
DW3760H2	Fine Cut Smooth Finish	4"	10	2
DW3760H	Fine Cut Smooth Finish	4"	10	5
DW3760H50	Fine Cut Smooth Finish	4"	10	50
DW3762H2	Laminate Down Cutting	4"	10	2
DW3762H	Laminate Down Cutting	4"	10	5
DW3762H50	Laminate Down Cutting	4"	10	50
DW3765H2	Trim Coping	3"	12	2
DW3765H	Trim Coping	3"	12	5

CAT #	DESCRIPTION	CUTTING LENGTH	TPI	QTY.
Cobalt Steel WOOD Cutting				
DW3750-5	Fast Cutting	4"	6	5
DW3751-5	Wide Body	4"	6	5
DW3753-5	Clean Cutting	4"	6	5
DW3755-5	Aluminum/Fiberglass	4"	8	5
DW3760-5	Fine Cut Smooth Finish	4"	10	5
DW3762-5	Laminate Down Cutting	4"	10	5
DW3765-5	Scrolling	3"	12	5
METAL Cutting				
DW3770-5	Metal Cutting	3"	14	5
DW3770B50	Metal Cutting	3"	14	50
DW3774-5	Metal Cutting	3"	18	5
DW3774B50	Metal Cutting	3"	18	50
DW3776-5	Metal Cutting	3"	24	5
DW3776B50	Metal Cutting	3"	24	50
DW3778-5	Metal Cutting	3"	32	5
DW3778B50	Metal Cutting	3"	32	50
MASONRY Cutting				
DW3768-5	Carbide Grit Cobalt Steel	3"	-	5

T-SHANK SETS

CAT #	DESCRIPTION
DW3795H	5 PC. T-Shank Jig Saw Blade Set
DW3791	8 PC. T-Shank Jig Saw Blade Set
DW3741C	10 PC. T-Shank Jig Saw Blade Set w/ Case
DW3742C	14 PC. T-Shank Jig Saw Blade Set w/ Case



U-SHANK



CAT #	DESCRIPTION	CUTTING LENGTH	TPI	QTY.
High Performance WOOD Cutting (HCS)				
DW3700H2	Fast Cutting	4"	6	2
DW3700H	Fast Cutting	4"	6	5
DW3701H2	Fast Cutting	4"	6	2
DW3703H2	Clean Cutting	4"	6	2
DW3703H	Clean Cutting	4"	6	5
DW3705H	Aluminum/Fiberglass	4"	8	5
DW3710H2	Fine Cut Smooth Finish	4"	10	2
DW3710H	Fine Cut Smooth Finish	4"	10	5
DW3712H2	Laminate Down Cutting	4"	10	2
DW3712H	Laminate Down Cutting	4"	10	5
DW3715H2	Wood Scrolling	3"	12	2
DW3715H	Wood Scrolling	3"	12	5
WOOD Cutting				
DW3700-5	Fast Cutting	4"	6	5
DW3701-5	Wide Body	4"	6	5
DW3703-5	Clean Cutting	4"	6	5
DW3705-5	Aluminum/Fiberglass	4"	8	5
DW3710-5	Fine Cut Smooth Finish	4"	10	5
DW3712-5	Laminate Down Cutting	4"	10	5
DW3715-5	Scrolling	3"	12	5

CAT #	DESCRIPTION	CUTTING LENGTH	TPI	QTY.
METAL Cutting				
DW3724H2	Medium Metal Cutting	3"	18	2
DW3724-5	Medium Metal Cutting	3"	18	5
DW3726H2	Thin Metal Cutting	3"	24	2
DW3726-5	Thin Metal Cutting	3"	24	5
DW3728H2	Sheet Metal Cutting	3"	32	2
DW3728-5	Sheet Metal Cutting	3"	32	5
MASONRY Cutting				
DW3718-5	Carbide Grit Cobalt Steel	3"	-	5

U-SHANK SETS

CAT #	DESCRIPTION
DW3790	8 PC. U-Shank Jig Saw Blade Set
DW3798	15 PC. U-Shank Jig Saw Blade Set
DW3799	25 PC. U-Shank Jig Saw Blade Set
DW3744C	10 PC. U-Shank Jig Saw Blade Set w/ Case



OSCILLATING BLADES

CUTTING



CAT #	DESCRIPTION
DWA4203	Oscillating Wood w/ Nails Blade
DWA4203-3	Oscillating Wood w/ Nails Blade - 3 PACK
DWA4204	Wide Titanium Oscillating Wood w/ Nails Blade
DWA4205	Oscillating Hardwood Blade
DWA4206	Oscillating Wood Blade
DWA4207	Wide Oscillating Wood Blade
DWA4208	Oscillating Wood Detail Blade
DWA4209	Oscillating Titanium Metal Blade
DWA4210	Oscillating Semicircle Blade
DWA4211	Oscillating Titanium Semicircle Blade
DWA4212	Oscillating Flush Cut Blade
DWA4212-3	Oscillating Flush Cut Blade - 3 PACK
DWA4213	Titanium Oscillating Flush Cut Blade
DWA4214	Oscillating Multi-Material Blade
DWA4270-3	1-1/4" Precision Tooth Blade - 3 PACK
DWA4271-3	2-1/2" Precision Tooth Blade - 3 PACK
DWA4271	2-1/2" Precision Tooth Blade
DWA4270	1-1/4" Precision Tooth Blade
DWA4250-2	1-3/8" Carbide Blade - 2 PACK
DWA4250	1-3/8" Carbide Blade
DWA4241	Diamond Swing Blade
DWA4240	Diamond Half Moon Blade
DWA4242	Diamond Flush Cut Blade
DWA4281	2-1/2" Titanium Coated Wood w/ Nails Blade
DWA4280	2-1/2" Bi-Metal Wood w/ Nails Blade
DWA4243	Carbide Flush Cut Finger Blade
DWA4209B	Oscillating Titanium Metal Blade - 10 PACK
DWA4204B	Wide Titanium Oscillating Wood w/ Nails Blade - 10 PACK
DWA4203B	Oscillating Wood w/ Nails Blade - 10 PACK
DWA4270B	1-1/4" Precision Tooth - 10 PACK
DWA4271B	2-1/2" Precision Tooth - 10 PACK

OSCILLATING SETS



CAT #	DESCRIPTION
DWA4215	Oscillating 3 PC. Set
DWA4216	Oscillating 5 PC. Set

SANDING



CAT #	DESCRIPTION
DWA4200	Oscillating Sanding Pad
DWASPTRI3**	Dw H&L Triangle Assortment 12 Pk
DWASPTRI223**	Dw H&L Triangle 220G Sdpr 12 Pk
DWASPTRI22*	Dw PC.. H&L Triangle 220G Sdpr 12 Pk
DWASPTRI123**	Dw H&L Triangle 120G Sdpr 12 Pk
DWASPTRI12*	Dw PC.. H&L Triangle 120G Sdpr 12 Pk
DWASPTRIO83**	Dw H&L Triangle 80G Sdpr 12 Pk
DWASPTRIO8*	Dw PC.. H&L Triangle 80G Sdpr 12 Pk
DWASPTRI*	Dw PC.. H&L Triangle Assorted 12 Pk
DWA4235	Caulk Removing (Wide) Blade

SCRAPING



CAT #	DESCRIPTION
DWA4217	Oscillating Rigid Scraper Blade
DWA4218	Oscillating Flexible Scraper Blade
DWA4232	Triangular Rigid Scraping Blade
DWA4232	Triangular Rigid Scraping Blade
DWA4234	Rectangular Scraping (Flush) Blade

GROUT REMOVAL



CAT #	DESCRIPTION
DWA4219	Oscillating Carbide Grout Removal Blade
DWA4220	Oscillating Fast Cutting Carbide Grout Removal Blade
DWA4221	Oscillating Carbide Rasp
DWA4240	Diamond Swing Blade
DWA4241	Diamond Half Moon
DWA4242	Diamond Flush Cut
DWA4243	Carbide Flush Cut Finger

BAND SAW BLADES

BI-METAL PORTABLE BAND SAW BLADES



CAT #	TPI	THICKNESS	LENGTH	HEIGHT	PACK	CAT #	TPI	THICKNESS	LENGTH	HEIGHT	PACK	CAT #	TPI	THICKNESS	LENGTH	HEIGHT	PACK
DW3981	10	.020"	44-7/8"	1/2"	3	DW3984	24	.020"	44-7/8"	1/2"	3	DW3987	10	.025"	44-7/8"	1/2"	3
DW3981B	10	.020"	44-7/8"	1/2"	100	DW3984B	24	.020"	44-7/8"	1/2"	100	DW3988	14	.025"	44-7/8"	1/2"	3
DW3982	14	.020"	44-7/8"	1/2"	3	DW3985	10/14	.020"	44-7/8"	1/2"	3	DW3989	18	.025"	44-7/8"	1/2"	3
DW3982B	14	.020"	44-7/8"	1/2"	100	DW3985B	10/14	.020"	44-7/8"	1/2"	100	DW3991	10/14	.025"	44-7/8"	1/2"	3
DW3983	18	.020"	44-7/8"	1/2"	3	DW3986	14/18	.020"	44-7/8"	1/2"	3	DW3992	14/18	.025"	44-7/8"	1/2"	3
DW3983B	18	.020"	44-7/8"	1/2"	100	DW3986B	14/18	.020"	44-7/8"	1/2"	100						

BI-METAL CORDLESS BAND SAW BLADES



CAT #	TPI	THICKNESS	LENGTH	HEIGHT	PACK
DW3982C	14	.020"	32-7/8"	1/2"	3
DW3986C	14/18	.020"	32-7/8"	1/2"	3
DW3983C	18	.020"	32-7/8"	1/2"	3
DW3984C	24	.020"	32-7/8"	1/2"	3

HOLE SAW BLADES

CARBIDE HOLE SAWS



CAT #	SIZE INCHES	SIZE METRIC
DWACM1809	9/16"	14 mm
DWACM1812	3/4"	19 mm
DWACM1813	13/16"	21 mm
DWACM1814	7/8"	22 mm
DWACM1816	1"	25 mm
DWACM1818	1-1/8"	29 mm
DWACM1819	1-7/32"	31 mm
DWACM1820	1-1/4"	32 mm
DWACM1822	1-3/8"	35 mm
DWACM1824	1-1/2"	38 mm
DWACM1826	1-5/8"	41 mm
DWACM1828	1-3/4"	44 mm
DWACM1832	2"	51 mm
DWACM1834	2-1/8"	54 mm
DWACM1836	2-1/4"	57 mm
DWACM1838	2-3/8"	61 mm
DWACM1840	2-1/2"	64 mm
DWACM1842	2-5/8"	67 mm
DWACM1846	2-7/8"	73 mm
DWACM1848	3"	76 mm
DWACM1856	3-1/2"	89 mm
DWACM1858	3-5/8"	92 mm
DWACM1864	4"	102 mm
DWACM1802	3PC.Metal Cutting Carbide Hole Saw Set	
DWACM1808	Carbide Metal Hole Saw Replacement Pilot Bit	

HOLE SAWS

CAT #	SIZE INCHES	SIZE METRIC
D180012IR	3/4"	19mm
D180014IR	7/8"	22mm
D180016IR	1"	25mm
D180018IR	1-1/8"	29mm
D180020IR	1-1/4"	32mm
D180022IR	1-3/8"	35mm
D180024IR	1-1/2"	38mm
D1800IR5 TOUGH CASE® 5 PC. Set	3/4", 7/8", (2) 1-1/8", 1-3/8" 19, 22, (2) 29, 35mm	



DRILLING

MANDRELS



CAT #	TYPE	SHANK SIZE	CHUCK SIZE	HOLE SAW SIZE
DW1800	Standard	1/4"	1/4"	9/16" to 1-3/16"
DW1801	Standard	3/8"	3/8"	9/16" to 1-3/16"
DW1810	Quick Change	3/8"	3/8"	9/16" to 1-3/16"
DW1818	Standard	3/8"	3/8"	1-1/4" to 3"
DW1805	Quick Change	3/8"	3/8"	1-1/4" to 3"

MANDRELS



CAT #	TYPE	SHANK SIZE	CHUCK SIZE	HOLE SAW SIZE
DW1802	Standard	7/16"	1/2"	1-1/4" to 6"
DW1803	Quick Change	7/16"	1/2"	1-1/4" to 6"
DW1807	Short Replacement Pilot Bit - 3"			
DW1808	Long Replacement Pilot Bit - 4"			

HOLE SAW BLADES *(continued)*

2X LONG LIFE PREMIUM HOLE SAWS



CAT #	SIZE INCHES	SIZE METRIC	MAX SPEED
DWA1809	9/16"	14mm	550
DWA1810	5/8"	16mm	530
DWA1811	11/16"	17mm	500
DWA1812	3/4"	19mm	460
DWA1813	13/16"	21mm	425
DWA1814	7/8"	22mm	390
DWA1815	15/16"	24mm	370
DWA1816	1"	25mm	350
DWA1817	1-1/16"	27mm	325
DWA1818	1-1/8"	29mm	300
DWA1819	1-3/16"	30mm	285
DWA1820	1-1/4"	32mm	275

CAT #	SIZE INCHES	SIZE METRIC	MAX SPEED
DWA1821	1-5/16"	33mm	260
DWA1822	1-3/8"	35mm	250
DWA1823	1-7/16"	37mm	240
DWA1824	1-1/2"	38mm	230
DWA1825	1-9/16"	40mm	220
DWA1826	1-5/8"	41mm	210
DWA1827	1-11/16"	43mm	205
DWA1828	1-3/4"	44mm	195
DWA1829	1-13/16"	46mm	190
DWA1830	1-7/8"	48mm	180
DWA1832	2"	51mm	170
DWA1833	2-1/16"	52mm	165
DWA1834	2-1/8"	54mm	160

CAT #	SIZE INCHES	SIZE METRIC	MAX SPEED
DWA1836	2-1/4"	57mm	150
DWA1838	2-3/8"	60mm	140
DWA1840	2 1/2"	64mm	135
DWA1841	2-9/16"	65mm	130
DWA1842	2-5/8"	67mm	130
DWA1844	2-3/4"	70mm	125
DWA1846	2-7/8"	73mm	120
DWA1848	3"	76mm	115
DWA1850	3-1/8"	79mm	110
DWA1852	3-1/4"	83mm	105
DWA1854	3-3/8"	86mm	100
DWA1856	3-1/2"	89mm	95

CAT #	SIZE INCHES	SIZE METRIC	MAX SPEED
DWA1858	3-5/8"	92mm	95
DWA1860	3-3/4"	95mm	90
DWA1862	3-7/8"	98mm	85
DWA1864	4"	102mm	85
DWA1866	4-1/8"	105mm	85
DWA1868	4-1/4"	108mm	80
DWA1872	4-1/2"	114mm	75
DWA1876	4-3/4"	121mm	70
DWA1880	5"	127mm	65
DWA1888	5-1/2"	140mm	60
DWA1896	6"	152mm	55

2X LONG LIFE PREMIUM SETS



CAT #	DESCRIPTION	INCLUDES
DWA1801	9 PC. Plumber's Hole Saw Set	3/4", 7/8", 1-1/8", 1-1/2", 1-3/4", 2-1/4", Small Quick Change Mandrel, Large Quick Change Mandrel, Replacement Parts
DWA1802	9 PC. Electrician's Hole Saw Set	7/8", 1-1/8", 1-3/8", 1-3/4", 2", 2-1/2", Small Quick Change Mandrel, Large Quick Change Mandrel, Replacement Parts
DWA1805	13 PC. Master Hole Saw Set	3/4", 7/8", 1", 1-1/8", 1-3/8", 1-1/2", 1-3/4", 2", 2-1/8", 2-1/2", Small Quick Change Mandrel, Large Quick Change Mandrel, Replacement Parts



BI-METAL HOLE SAWS



CAT #	SIZE INCHES	SIZE METRIC	MAX SPEED
D180009	9/16"	14mm	550
D180010	5/8"	16mm	530
D180011	11/16"	17mm	500
D180012	3/4"	19mm	460
D180098	-	20mm	425
D180013	13/16"	21mm	425
D180014	7/8"	22mm	390
D180015	15/16"	24mm	370
D180016	1"	25mm	350
D180017	1-1/16"	27mm	325
D180018	1-1/8"	29mm	300
D180019	1-3/16"	30mm	285
D180020	1-1/4"	32mm	275

CAT #	SIZE INCHES	SIZE METRIC	MAX SPEED
D180021	1-5/16"	33mm	260
D180022	1-3/8"	35mm	250
D180023	1-7/16"	37mm	240
D180024	1-1/2"	38mm	230
D180025	1-9/16"	40mm	220
D180026	1-5/8"	41mm	210
D180027	1-11/16"	43mm	205
D180028	1-3/4"	44mm	195
D180029	1-13/16"	46mm	190
D180030	1-7/8"	48mm	180
D180032	2"	51mm	170
D180033	2-1/16"	52mm	165
D180034	2-1/8"	54mm	160

CAT #	SIZE INCHES	SIZE METRIC	MAX SPEED
D180036	2-1/4"	57mm	150
D180038	2-3/8"	60mm	140
D180040	2 1/2"	64mm	135
D180041	2-9/16"	65mm	130
D180042	2-5/8"	67mm	130
D180043	-	68mm	125
D180044	2-3/4"	70mm	125
D180046	2-7/8"	73mm	120
D180048	3"	76mm	115
D180050	3-1/8"	79mm	110
D180052	3-1/4"	83mm	105
D180054	3-3/8"	86mm	100
D180056	3-1/2"	89mm	95

CAT #	SIZE INCHES	SIZE METRIC	MAX SPEED
D180058	3-5/8"	92mm	95
D180060	3-3/4"	95mm	90
D180062	3-7/8"	98mm	85
D180064	4"	102mm	85
D180066	4-1/8"	105mm	85
D180068	4-1/4"	108mm	80
D180072	4-1/2"	114mm	75
D180076	4-3/4"	121mm	70
D180080	5"	127mm	65
D180088	5-1/2"	140mm	60
D180096	6"	152mm	55

HOLE SAW SETS

CAT #	DESCRIPTION	INCLUDES
D180001	9 PC. Plumber's Hole Saw Set	3/4", 7/8", 1-1/8", 1-1/2", 1-3/4", 2-1/4", Small Quick Change Mandrel, Large Quick Change Mandrel, Replacement Parts
D180002	9 PC. Electrician's Hole Saw Set	7/8", 1-1/8", 1-3/8", 1-3/4", 2", 2-1/2", Small Quick Change Mandrel, Large Quick Change Mandrel, Replacement Parts
D180005	13 PC. Master Hole Saw Set	3/4", 7/8", 1", 1-1/8", 1-3/8", 1-1/2", 1-3/4", 2", 2-1/8", 2-1/2", Small Quick Change Mandrel, Large Quick Change Mandrel, Replacement Parts
D180004	Door Lock Installation Kit	1", 2-1/8" Hole Saws, Mandrel, Adapter, Drill Guide



IMPACT READY[®] DRILLING

IMPACT DRIVER ACCESSORIES

MASONRY DRILLING



CAT #	DIA.	FLUTE	OVERALL
DWA5100	5/32"	4"	6"
DWA5101	3/16"	4"	6"
DWA5102	1/4"	4"	6"
DWA5103	3PC. IMPACT READY [®] Masonry Bit Set		

TITANIUM DRILL BITS



CAT #	DIA.	PACK
DD5108B6	1/8"	6
DD5112B6	3/16"	6
DD5116B6	1/4"	6
DD5120B3	5/16"	3
DD5124B3	3/8"	3
DD5132B3	1/2"	3
DD5108	1/8"	1
DD5109	9/64"	1
DD5110	5/32"	1
DD5111	11/64"	1
DD5112	3/16"	1
DD5113	13/64"	1
DD5114	7/32"	1
DD5115	15/64"	1
DD5116	1/4"	1
DD5118	9/32"	1
DD5120	5/16"	1
DD5122	11/32"	1
DD5124	3/8"	1
DD5128	7/16"	1
DD5132	1/2"	1

COMBINATION TAP & DRILL BITS



CAT #	DESCRIPTION
DWADT832	8-32 UNC Drill Tap
DWADT1024	10-24 UNF Drill Tap
DWADT1032	10-32 UNF Drill Tap
DWADT1224	12-24 UNC Drill Tap
DWADT1420	1/4" 20 Drill Tap
DWADT3816	3/8"-16 UNC Drill Tap
DWADT51618	5/16" - 18 UNC Drill Tap
DWADT5SET	5 PC. Drill Tap Set
DWADTQTR832	8-32 UNC Drill Tap
DWADTQTR1024	10-24 UNC Drill Tap
DWADTQTR1032	10-32 UNF Drill Tap
DWADTQTR1224	12-24 UNC Drill Tap
DWADTQTR1420	1/4" - 20 Drill Tap
DWADTQTR3816	3/8" - 16 UNC Drill Tap
DWADTQTR51618	5/16" - 18 UNC Drill Tap
DWADTQTR5SET	5 PC. Drill Tap Set
DWADTQTR3MM5	3mm x .5 Drill Tap
DWADTQTR4MM7	4mm x .7 Drill Tap
DWADTQTR5MM8	5mm x .8 Drill Tap
DWADTQTR6MM1	6mm x 1 Drill Tap
DWADTQTR8MM125	8mm x 1.25 Drill Tap
DWADTQTR10MM15	10mm x 1.5 Drill Tap

TITANIUM DRILL BIT SETS

CAT #	DESCRIPTION
DD5155	5 PC. Titanium IMPACT READY [®] Set
DD5157	7 PC. Titanium IMPACT READY [®] Set
DD5160	10 PC. Titanium IMPACT READY [®] Set



STEP DRILL BITS



CAT #	DESCRIPTION	# OF HOLES	STEP INCREMENTS	SHANK DIA.	MAX. MAT. THICKNESS
Hex Shank - IMPACT READY[®]					
DWA1783IR	1/8" - 1/2" Step Drill Bit - IMPACT READY [®]	13	1/32"	1/4"	1/8"
DWA1784IR	3/16" - 1/2" Step Drill Bit - IMPACT READY [®]	6	1/16"	1/4"	5/16"
DWA1786IR	3/16" - 7/8" Step Drill Bit - IMPACT READY [®]	12	1/16"	1/4"	1/8"
DWA1789IR	7/8" - 1-1/8" Step Drill Bit - IMPACT READY [®]	2	-	1/4"	1/8"
DWA1790IR	3 PC. Step Drill Bit Set - IMPACT READY [®]	19 Total	1/32" 1/16" 1/16"	1/4" 1/4" 1/4"	1/8" 5/16" 1/8"

DRILLING SETS



CAT #	DESCRIPTION	INCLUDES
DD5055	5 PC. Drilling Set - IMPACT READY [®]	(2) 1/8", 5/32", 3/16", 1/4"
DD5057	7 PC. Drilling Set - IMPACT READY [®]	(2) 1/8", 5/32", 3/16", 7/32", 1/4", 5/16"
DD5060	10 PC. Drilling Set - IMPACT READY [®]	(2) 1/8", 9/64", 5/32", 11/64", 3/16", 7/32", 1/4", 5/16", 3/8", TOUGH CASE [®] Container

POWER SHEER ATTACHMENT

CAT #	DESCRIPTION
DWASHRIR	18 GA Shear Attachment



METAL & WOOD DRILLING

BLACK OXIDE



CAT #	DIAMETER	DRILLING DEPTH	OVERALL LENGTH	QTY.
DW1104	1/16"	0.88"	1.88"	2
DW1105	5/64"	1"	2"	2
DW1106	3/32"	1.25"	2.25"	2
DW1107	7/64"	1.5"	2.62"	2
DW1108	1/8"	1.62"	2.75"	2
DW1109	9/64"	1.75"	2.88"	1
DW1110	5/32"	2"	3.12"	1
DW1111	11/64"	2.12"	3.25"	1
DW1112	3/16"	2.31"	3.5"	1
DW1113	13/64"	2.44"	3.62"	1
DW1114	7/32"	2.5"	3.75"	1
DW1115	15/64"	2.62"	3.88"	1
DW1116	1/4"	2.75"	4.00"	1
DW1117	17/64"	2.88"	4.12"	1
DW1118	9/32"	2.94"	4.25"	1
DW1119	19/64"	3.06"	4.38"	1
DW1120	5/16"	3.19"	4.5"	1
DW1121	21/64"	3.31"	4.62"	1
DW1122	11/32"	3.44"	4.75"	1
DW1123	23/64"	3.5"	4.88"	1
DW1124	3/8"	3.62"	5.00"	1
DW1125	25/64"	3.75"	5.12"	1
DW1126	13/32"	3.88"	5.25"	1
DW1127	27/64"	3.94"	5.50"	1
DW1128	7/16"	4.06"	5.59"	1
DW1129	29/64"	4.19"	5.75"	1

CAT #	DIAMETER	DRILLING DEPTH	OVERALL LENGTH	QTY.
DW1130	15/32"	4.31"	5.87"	1
DW1131	31/64"	4.38"	5.98"	1
DW1132	1/2"	4.5"	6.00"	1

Reduced Shank				
DW1620	9/16"	3"	6"	1
DW1622	5/8"	3"	6"	1
DW1623	11/16"	3"	6"	1
DW1625	3/4"	3"	6"	1
DW1627	7/8"	3"	6"	1
DW1629	1"	3"	6"	1

6" Extended Length Bit				
DW1603	1/8"	1.65"	6"	1
DW1605	3/16"	2.36"	6"	1
DW1607	1/4"	2.83"	6"	1
DW1609	5/16"	3.27"	6"	1
DW1611	3/8"	3.74"	6"	1
DW1615	1/2"	4.65"	6"	1

12" Extended Length Bit				
DW1602	1/8"	1.65"	12"	1
DW1604	3/16"	2.36"	12"	1
DW1606	1/4"	2.83"	12"	1
DW1608	5/16"	3.26"	12"	1
DW1610	3/8"	3.74"	12"	1
DW1612	7/16"	4.17"	12"	1
DW1614	1/2"	4.64"	12"	1



BLACK OXIDE SETS

CAT #	DESCRIPTION	INCLUDES
DW1163	13 PC. Black Oxide Drill Bit Set	(2) 1/16", 5/64", (2) 3/32", 7/64", (2) 1/8", 9/64", 5/32", 3/16", 7/32", 1/4", TOUGH CASE [®] Container
DW1167	17 PC. Black Oxide Drill Bit Set	(2) 1/16", 5/64", 3/32", 7/64", 1/8", 9/64", 5/32", 11/64", 3/16", 13/64", 7/32", 15/64", 1/4", 5/16", 3/8", 1/2", TOUGH CASE [®] Container
DW1176	16 PC. Black Oxide Drill Bit Set	(2) 1/16", 5/64", 3/32", 7/64", 1/8", 9/64", (2) 5/32", 11/64", (2) 3/16", 7/32", 1/4", 5/16", 3/8", TOUGH CASE [®] Container
DW1177	20 PC. Black Oxide Drill Bit Set	(3) 1/16", 5/64", (2) 3/32", 7/64", (2) 1/8", 9/64", 5/32", 11/64", 3/16", 13/64", 7/32", 15/64", 1/4", 5/16", 3/8", 1/2", TOUGH CASE [®] Container
DW1162	14 PC. Black Oxide Drill Bit Set	(2) 1/16", 5/64", 3/32", 7/64", (2) 1/8", 9/64", 5/32", 3/16", 7/32", 1/4", 5/16", 3/8", TOUGH CASE [®] Container



TITANIUM SPEED TIP



CAT #	QTY./CARD	DIA. INCHES	DIA. DECIMAL	DRILLING DEPTH	OVERALL LENGTH
DW1304	2	1/16"	.0625"	.88"	1.88"
DW1305	2	5/64"	.0781"	1.00"	2.00"
DW1306	2	3/32"	.0938"	1.25"	2.25"
DW1307	2	7/64"	.1094"	1.50"	2.62"
DW1308	2	1/8"	.1250"	1.62"	2.75"
DW1309	1	9/64"	.1406"	1.75"	2.88"
DW1310	1	5/32"	.1562"	2.00"	3.12"
DW1311	1	11/64"	.1719"	2.12"	3.25"
DW1312	1	3/16"	.1875"	2.31"	3.50"

CAT #	QTY./CARD	DIA. INCHES	DIA. DECIMAL	DRILLING DEPTH	OVERALL LENGTH
DW1313	1	13/64"	.2031"	2.44"	3.62"
DW1314	1	7/32"	.2188"	2.50"	3.75"
DW1315	1	15/64"	.2344"	2.62"	3.88"
DW1316	1	1/4"	.2500"	2.75"	4.00"
DW1320	1	5/16"	.3125"	3.19"	4.50"
DW1324	1	3/8"	.3750"	3.62"	5.00"
DW1328**	1	7/16"	.4375"	4.06"	5.50"
DW1332**	1	1/2"	.5000"	4.50"	6.00"

**3/8" Reduced shank

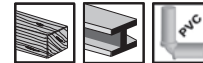
METAL & WOOD DRILLING *(continued)*

TITANIUM SETS

CAT #	DESCRIPTION	INCLUDES
DW1363	13 PC. Titanium Drill Bit Set	(2) 1/16", 5/64", (2) 3/32", 7/64", (2) 1/8", 9/64", 5/32", 3/16", 7/32", 1/4", TOUGH CASE® Container
DW1341	14 PC. Titanium Speed Tip Drill Bit Set	(2) 1/16", 5/64", 3/32", 7/64", (2) 1/8", 9/64", 3/16", 7/32", 1/4", 5/16", 3/8", 1/2", TOUGH CASE® Container
DW1342	21 PC. Titanium Speed Tip Drill Bit Set	(2) 1/16", (2) 5/64", 3/32", 7/64", (2) 1/8", 9/64", 5/32", 11/64", (2) 3/16", (2) 13/64", 7/32", 15/64", 1/4", 5/16", 3/8", 1/2", TOUGH CASE® Container
DW1354	14 PC. Titanium PILOT POINT® Drill Bit Set	1/16", 5/64", 3/32", 7/64", (2) 1/8", 9/64", 5/32", 3/16", 7/32", 1/4", 5/16", 3/8", 1/2", TOUGH CASE® Container
DW1361	21 PC. Titanium PILOT POINT® Drill Bit Set	(2) 1/16", (2) 5/64", 3/32", 7/64", (2) 1/8", 9/64", 5/32", 11/64", (2) 3/16", 13/64", 7/32", 15/64", (2) 1/4", 5/16", 3/8", 1/2", TOUGH CASE® Container
DW1369	29 PC. Titanium PILOT POINT® Drill Bit Set	1/16", 5/64", 3/32", 7/64", 1/8", 9/64", 5/32", 11/64", 3/16", 13/64", 7/32", 15/64", 1/4", 17/64", 9/32", 19/64", 5/16", 21/64", 11/32", 23/64", 3/8", 25/64", 13/32", 27/64", 7/16", 29/64", 15/32", 31/64", 1/2", TOUGH CASE® Container



GOLD FERROUS PILOT POINT®



CAT #	QTY./CARD	BULK	BULK QTY.	DIA. INCHES	DIA. DECIMAL	DRILLING DEPTH	OVERALL LENGTH	CAT #	QTY./CARD	BULK	BULK QTY.	DIA. INCHES	DIA. DECIMAL	DRILLING DEPTH	OVERALL LENGTH
DW1904	2	DW1904B	12	1/16"	.0625"	.88"	1.88"	DW1919	1	DW1919B	12	19/64"	.2969"	3.06"	4.38"
DW1905	2	DW1905B	12	5/64"	.0781"	1.00"	2.00"	DW1920	1	DW1920B	6	5/16"	.3125"	3.19"	4.50"
DW1906	2	DW1906B	12	3/32"	.0938"	1.25"	2.25"	DW1921	1	DW1921B	6	21/64"	.3281"	3.31"	4.62"
DW1907	2	DW1907B	12	7/64"	.1094"	1.50"	2.62"	DW1922	1	DW1922B	6	11/32"	.3438"	3.44"	4.75"
DW1908	2	DW1908B	12	1/8"	.1250"	1.62"	2.75"	DW1923	1	DW1923B	6	23/64"	.3594"	3.50"	4.88"
DW1909	1	DW1909B	12	9/64"	.1406"	1.75"	2.88"	DW1924	1	DW1924B	6	3/8"	.3750"	3.62"	5.00"
DW1910	1	DW1910B	12	5/32"	.1562"	2.00"	3.12"	DW1925**	1	DW1925B**	6	25/64"	.3906"	3.75"	5.12"
DW1911	1	DW1911B	12	11/64"	.1719"	2.12"	3.25"	DW1926**	1	DW1926B**	6	13/32"	.4062"	3.88"	5.25"
DW1912	1	DW1912B	12	3/16"	.1875"	2.31"	3.50"	DW1927**	1	DW1927B**	6	27/64"	.4219"	3.94"	5.50"
DW1913	1	DW1913B	12	13/64"	.2031"	2.44"	3.62"	DW1928**	1	DW1928B**	6	7/16"	.4375"	4.06"	5.59"
DW1914	1	DW1914B	12	7/32"	.2188"	2.50"	3.75"	DW1929**	1	DW1929B**	6	29/64"	.4531"	4.19"	5.75"
DW1915	1	DW1915B	12	15/64"	.2344"	2.62"	3.88"	DW1930**	1	DW1930B**	6	15/32"	.4688"	4.31"	5.87"
DW1916	1	DW1916B	12	1/4"	.2500"	2.75"	4.00"	DW1931**	1	DW1931B**	6	31/64"	.4844"	4.38"	5.98"
DW1917	1	DW1917B	12	17/64"	.2656"	2.88"	4.12"	DW1932**	1	DW1932B**	6	1/2"	.5000"	4.5"	6.00"
DW1918	1	DW1918B	12	9/32"	.2812"	2.94"	4.25"								

**3/8" Reduced shank

GOLD FERROUS PILOT POINT® SETS

CAT #	DESCRIPTION	INCLUDES
DW1169	14 PC. PILOT POINT® Drill Bit Set	(2) 1/16", 5/64", 3/32", 7/64", (2) 1/8", 9/64", 5/32", 3/16", 7/32", 1/4", 5/16", 3/8", TOUGH CASE® Container
DW1956	16 PC. PILOT POINT® Drill Bit Set	(2) 1/16", 5/64", 3/32", 7/64", 1/8", 9/64", 5/32", 11/64", 3/16", 13/64", 7/32", 1/4", 5/16", 3/8", 1/2", TOUGH CASE® Container
DW1969	29 PC. PILOT POINT® Drill Bit Set	1/16", 5/64", 3/32", 7/64", 1/8", 9/64", 5/32", 11/64", 3/16", 13/64", 7/32", 15/64", 1/4", 17/64", 9/32", 19/64", 5/16", 21/64", 11/32", 23/64", 3/8", 25/64", 13/32", 27/64", 7/16", 29/64", 15/32", 31/64", 1/2", Metal Index Container



METAL & WOOD DRILLING *(continued)*

COBALT



Ideal for Drill Press, CNC, Corded & Cordless Drills

CAT #	DIAMETER	FLUTE LENGTH	OVERALL LENGTH
Fractional Jobber			
DD4004B12	1/16"	7/8"	1-7/8"
DD4005B12	5/64"	1"	2"
DD4006B12	3/32"	1-1/4"	2-1/4"
DD4007B12	7/64"	1-1/2"	2-5/8"
DD4008B12	1/8"	1-1/8"	2-3/4"
DD4009B12	9/64"	1-1/4"	2-7/8"
DD4010B12	5/32"	1-1/2"	3-1/8"
DD4011B12	11/64"	1-5/8"	3-1/4"
DD4012B12	3/16"	1-3/4"	3-1/2"
DD4013B12	13/64"	1-7/8"	3-5/8"
DD4014B12	7/32"	2"	3-3/4"
DD4015B12	15/64"	2-1/8"	3-7/8"
DD4016B12	1/4"	2-1/4"	4"
DD4017B12	17/64"	2-3/8"	4-1/8"
DD4018B12	9/32"	2-1/2"	4-1/4"
DD4019B12	19/64"	2-5/8"	4-3/8"
DD4020B6	5/16"	2-3/4"	4-1/2"
DD4021B6	21/64"	2-7/8"	4-5/8"
DD4022B6	11/32"	3"	4-3/4"
DD4023B6	23/64"	3-1/8"	4-7/8"
DD4024B6	3/8"	3-1/4"	5"
DD4025B6	25/64"	3-5/16"	5-1/8"
DD4026B6	13/32"	3-3/8"	5-1/4"
DD4027B6	27/64"	3-1/2"	5-3/8"
DD4028B6	7/16"	3-5/8"	5-1/2"
DD4029B6	29/64"	3-3/4"	5-5/8"
DD4030B6	15/32"	3-7/8"	5-3/4"
DD4031B6	31/64"	4"	5-7/8"
DD4032B6	1/2"	4-1/8"	6"

INDUSTRIAL COBALT



CAT #	DIA.	PACK
DWA1204	1/16"	1
DWA1205	5/64"	1
DWA1206	3/32"	1
DWA1207	7/64"	1
DWA1208	1/8"	1
DWA1209	9/64"	1
DWA1210	5/32"	1
DWA1211	11/64"	1
DWA1212	3/16"	1
DWA1213	13/64"	1
DWA1214	7/32"	1
DWA1215	15/64"	1
DWA1216	1/4"	1
DWA1220	5/16"	1
DWA1224	3/8"	1
DWA1228	7/16"	1
DWA1232	1/2"	1

COBALT SETS

CAT #	DESCRIPTION	INCLUDES
Industrial Cobalt		
DWA1240	14 PC. Industrial Cobalt Set	1/16", 5/64", 3/32", 7/64", 1/8", 9/64", 5/32", 11/64", 3/16", 13/64", 7/32", 15/64", 1/4", 17/64", 9/32", 19/64", 5/16", 21/64", 11/32", 23/64", 3/8", 25/64", 13/32", 27/64", 7/16", 29/64", 15/32", 31/64", 1/2"
DWA1269	29 PC. Industrial Cobalt Set	2) 1/16", 5/64", 3/32", 7/64", 1/8", 9/64", (2) 3/16", 7/32", 1/4", 5/16", 3/8"
Cobalt		
DD4069	29 PC. Cobalt Set	1/16", 5/64", 3/32", 7/64", 1/8", 9/64", 5/32", 11/64", 3/16", 13/64", 7/32", 15/64", 1/4", 17/64", 9/32", 19/64", 5/16", 21/64", 11/32", 23/64", 3/8", 25/64", 13/32", 27/64", 7/16", 29/64", 15/32", 31/64", 1/2", TOUGH CASE [®] Container



WOOD DRILLING

HEAVY-DUTY SPADE BITS



CAT #	DESCRIPTION	CAT #	DESCRIPTION	CAT #	DESCRIPTION
DW1570	1/4" x 6"	DW1579	13/16" x 6"	DW1590	3/8" x 16"
DW1571	5/16" x 6"	DW1580*	7/8" x 6"	DW1591	1/2" x 16"
DW1572	3/8" x 6"	DW1581	15/16" x 6"	DW1592	5/8" x 16"
DW1573	7/16" x 6"	DW1582*	1" x 6"	DW1593	3/4" x 16"
DW1574	1/2" x 6"	DW1583*	1-1/8" x 6"	DW1594	7/8" x 16"
DW1575*	9/16" x 6"	DW1584*	1-1/4" x 6"	DW1595	1" x 16"
DW1576*	5/8" x 6"	DW1585	1-3/8" x 6"	DW1588	6" Extension
DW1577	11/16" x 6"	DW1586	1-1/2" x 6"	DW1589	12" Extension
DW1578*	3/4" x 6"				

*Available in bulk 25 PACKS

HEAVY-DUTY SPADE BIT SET

CAT #	DESCRIPTION	INCLUDES
DW1587	6 PC. Wood Boring Bit Set	3/8", 1/2", 5/8", 3/4", 7/8", 1"



HEAVY-DUTY SELF FEED BITS



CAT #	DESCRIPTION
DW1630	1"
DW1631	1-1/8"
DW1632	1-1/4"
DW1633	1-3/8"
DW1634	1-1/2"
DW1635	1-3/4"
DW1636	2"
DW1637	2-1/8"
DW1638	2-1/4"
DW1639	2-9/16"
DW1640	3"
DW1641	3-5/8"
DW1642	4-5/8"
DW1646	5-1/2" Extension
DW1647	12" Extension
DW1650	Replacement Parts (DW1630-DW1639)
DW1651	Replacement Parts (DW1640-DW1642)

HEAVY-DUTY SELF FEED BIT SETS

CAT #	DESCRIPTION	INCLUDES
DW1648	5 PC. Self Feed Bit Set	1-3/8", 1-1/2", 2-1/8", 2-9/16", 5-1/2" Extension
DW1649	8 PC. Self Feed Bit Set	1", 1-1/8", 1-1/4", 1-1/2", 1-3/4", 2-1/8", 2-9/16", 5-1/2" Extension



BRAD POINT



CAT #	DIA. INCHES	DIA. DECIMAL	FLUTE LENGTH	OVERALL LENGTH	QTY./CARD
DW1702	1/8"	.1250"	1.75"	2.75"	1
DW1704	3/16"	.1875"	2.25"	3.38"	1
DW1706	1/4"	.2500"	2.50"	4.00"	1
DW1708	5/16"	.3125"	3.13"	4.75"	1
DW1710	3/8"	.3750"	3.50"	5.25"	1
DW1714	1/2"	.500"	4.00"	6.00"	1

BELL HANGER BITS



CAT #	DIA.	LENGTH
DW1768	1/4"	12"
DW1769	5/16"	12"
DW1770	3/8"	12"
DW1773	1/4"	18"
DW1774	5/16"	18"
DW1775	3/8"	18"
DW1776	7/16"	18"
DW1777	1/2"	18"
DW1778	1/4"	24"
DW1779	5/16"	24"
DW1780	3/8"	24"
DW1781	7/16"	24"
DW1782	1/2"	24"

BRAD POINT SETS

CAT #	DESCRIPTION	INCLUDES
DW1720	6 PC. Brad Point Bit Set	1/8", 3/16", 1/4", 5/16", 3/8", 1/2"



WOOD DRILLING *(continued)*

POWER SHIP AUGER BITS**



CAT #	DIA.	FLUTE LENGTH	OVERALL LENGTH
Short			
DW1665	5/8"	4"	6"
DW1667	3/4"	4"	6"
DW1668	13/16"	4"	6"
DW1669	7/8"	4"	6"
DW1670	15/16"	4"	6"
DW1671	1"	4"	6"
DW1673	1-1/8"	4"	6"
DW1674	1-1/4"	4"	6"
DW1675	1-3/8"	4"	6"
DW1676	1-1/2"	4"	6"
Long			
DW1680	9/16"	12"	17"
DW1681	5/8"	12"	17"
DW1682	11/16"	12"	17"
DW1683	3/4"	12"	17"
DW1684	13/16"	12"	17"
DW1685	7/8"	12"	17"
DW1686	15/16"	12"	17"
DW1687	1"	12"	17"
DW1688	1-1/16"	12"	17"
DW1689	1-1/8"	12"	17"
DW1690	1-1/4"	12"	17"
DW1691	1-3/8"	12"	17"
DW1692	1-1/2"	12"	17"

**7/16" Quick change shank



QUICK CHANGE ACCESSORIES

RAPID LOAD[®] HOLDER



CAT #	DESCRIPTION
DW2505	RAPID LOAD [®] Hex Holder
DWA2500	RAPID LOAD [®] Holder with SureSet [™] System

QUICK CHANGE ACCESSORIES



CAT #	DESCRIPTION
Countersinks	
DW2537	#6 Countersink Replacement Drill Bit 9/64"
DW2538	#8 Countersink Replacement Drill Bit 11/64"
DW2539	#10 Countersink Replacement Drill Bit 3/16"
DW2540	#12 Countersink Replacement Drill Bit 7/32"
DW2567	#6 Countersink with 9/64" Drill Bit
DW2568	#8 Countersink with 11/64" Drill Bit
DW2569	#10 Countersink with 3/16" Drill Bit
DW2570	#12 Countersink with 7/32" Drill Bit
DW2535	3 PC. Countersink Set #6, #8, #10
Rotary Masonry Drill Bits	
DW2572	5/32" Rotary Masonry Bit
DW2573	3/16" Rotary Masonry Bit
DW2574	1/4" Rotary Masonry Bit
DW2571	3 PC. Countersink Set 5/32", 3/16", 1/4"
Socket Adapters	
DW2541	1/4" Socket Adapter
DW2542	3/8" Socket Adapter

RAPID LOAD[®] SETS

CAT #	DESCRIPTION
DW2502	17 PC. RAPID LOAD [®] Set
DW2503	20 PC. RAPID LOAD [®] Set
DW2504	27 PC. RAPID LOAD [®] Set with Magnetic Compact
DW2507	6 PC. RAPID LOAD [®] Set with Magnetic Compact
DW2513	15 PC. RAPID LOAD [®] Set
DW2518	30 PC. RAPID LOAD [®] Set
DW2521	28 PC. RAPID LOAD [®] Set
DW2522	32 PC. RAPID LOAD [®] Set
DW2530	35 PC. RAPID LOAD [®] Set



DRILL DRIVE SETS



CAT #	DESCRIPTION	INCLUDES
DW2730	8 PC. Drill Drive Set	Drill Drive Holder, Drill Drive Connector, #6 & #8 Drill Bits with Countersinks, #8 Replacement Drill Bit, 3 Screwdriver Bit Tips, Heavy-Duty Container
DW2735P	12 PC. Drill Drive Set	Drill Drive Holder, Drill Drive Connector, #6, #8 & #10 Drill Bits with Countersinks, #6 (2), #8 & #10 Replacement Drill Bits, 3 Screwdriver Bit Tips, Heavy-Duty Container

CONCRETE & MASONRY DRILLING

PERCUSSION BITS



CAT #	DIA.	USABLE LENGTH	OVERALL LENGTH	CAT #	DIA.	USABLE LENGTH	OVERALL LENGTH	CAT #	DIA.	USABLE LENGTH	OVERALL LENGTH
DW5221	1/8"	2"	3"	DW5232	3/8"	16"	18"	DW5249	1"	7"	12"
DW5209	5/32"	2"	3"	DW5234	7/16"	4"	6"	Bulk PACKS			
DW5227	5/32"	4"	6"	DW5235	1/2"	4"	6"	DW5221B25	1/8"	2"	3"
DW5222	3/16"	2"	3"	DW5236	1/2"	10"	12"	DW5227B25	5/32"	4"	6"
DW5223	3/16"	4"	6"	DW5237	1/2"	16"	18"	DW5222B25	3/16"	2"	3"
DW5224	1/4"	2"	4"	DW5238	1/2"	22"	24"	DW5223B25	3/16"	4"	6"
DW5225	1/4"	4"	6"	DW5241	5/8"	4"	6"	DW5224B25	1/4"	2"	4"
DW5226	1/4"	7"	12"	DW5242	5/8"	7"	12"	DW5225B25	1/4"	4"	6"
DW5228	5/16"	4"	6"	DW5244	3/4"	4"	6"	DW5228B25	5/16"	4"	6"
DW5229	5/16"	7"	12"	DW5245	3/4"	7"	12"	DW5230B25	3/8"	4"	6"
DW5230	3/8"	4"	6"	DW5219	7/8"	7"	12"	DW5235B10	1/2"	4"	6"
DW5231	3/8"	10"	12"								

SDS PLUS ROTARY HAMMER DRILL BITS



CAT#	DIAMETER	FLUTE	OVERALL	PACK
DWAF5401	5/32"	4-1/2"	6-1/2"	1
DWAF5401B25	5/32"	4-1/2"	6-1/2"	25
DWAF5403B25	3/16"	4-1/2"	6-1/2"	25
DWAF5403	3/16"	4-1/2"	6-1/2"	1
DWAF5404	3/16"	6-1/2"	8-1/2"	1
DWAF5417B25	1/4"	4"	6"	25
DWAF5417	1/4"	4"	6"	1
DWAF5427	3/8"	4"	6"	1
DWAF5427B25	3/8"	4"	6"	25
DWAF5430	3/8"	10"	12"	1
DWAF5437	1/2"	4"	6"	1
DWAF5437B25	1/2"	4"	6"	25
DWAF5439	1/2"	10"	12"	1
DWAF5446	5/8"	6"	8"	1
DWAF5447	5/8"	10"	12"	1
DWAF5453	3/4"	6"	8"	1
DWAF5455	3/4"	10"	12"	1
DWAF5461	7/8"	10"	12"	1
DWAF5464	1"	10"	10"	1
DWAF5466	1"	16"	18"	1
DWAF5470	5 PC. SDS Plus 2 Cutter Set			



PERCUSSION SETS

CAT #	DESCRIPTION	INCLUDES
DW5204	4 PC. Premium Percussion Masonry Drill Bit Set	3/16" x 3", 1/4" x 4", 5/16" x 6", 3/8" x 6"
DW5205	5 PC. Premium Percussion Masonry Drill Bit Set	5/32" x 6", 3/16" x 6", 1/4" x 6", 5/16" x 6", 3/8" x 6", Medium TOUGH CASE® Container
DW5207	7 PC. Premium Percussion Masonry Drill Bit Set	3/16" x 3", (2)1/4" x 4", 1/4" x 6", 5/16" x 6", 3/8" x 6", 1/2" x 6"

MULTI-MATERIAL DRILL BITS



CAT #	DIA.	OVERALL LENGTH
DWA56084	1/8"	4-1/2"
DWA56104	5/32"	4"
DWA56124	3/16"	4-1/2"
DWA56165	1/4"	4-3/4"
DWA56205	5/16"	5-1/4"
DWA56245	3/8"	5-1/4"
5 PC. Drill Bit Set		
DWA56015	1/8", 3/16", 1/4", 5/16", 3/8"	



Fits all brands Electric and Cordless Hammerdrills including DEWALT, Bosch*** and Hilti***.

**Bosch® is a registered trademark of Robert Bosch GmbH and Hilti® is a registered trademark of Hilti Aktiengesellschaft

CONCRETE & MASONRY DRILLING *(continued)*

HIGH IMPACT CARBIDE		SDS plus	
CAT #	DIA.	USABLE LENGTH	OVERALL LENGTH
Full Head Carbide SDS Plus			
DW5503	3/16"	4"	6-1/2"
DW5504	3/16"	6"	8-1/2"
DW5506	3/16"	10"	12"
DW5512	7/32"	8"	10"
DW5517	1/4"	4"	6"
DW5518	1/4"	6"	8-1/2"
DW55200	1/4"	10"	12"
DW5521	1/4"	12"	14"
DW5524	5/16"	4"	6-1/2"
DW5526	5/16"	10"	12"
DW5527	3/8"	4"	6-1/2"
DW5529	3/8"	8"	10"
DW55300	3/8"	10"	12"
DW5531	3/8"	16"	18"
DW5537	1/2"	4"	6"
DW5538	1/2"	8"	10-1/2"
DW5539	1/2"	10"	12"
DW5540	1/2"	16"	18"
DW55410	1/2"	22"	24"
4 Cutter SDS Plus			
DW5471	5/8"	8"	10"
DW5472	5/8"	16"	18"
DW5474	3/4"	8"	10"
DW5475	3/4"	16"	18"
DW5477	7/8"	8"	10"
DW5478	7/8"	16"	18"
DW5479	1"	8"	10"
DW5480	1"	16"	18"
DW5481	1-1/8"	8"	10"
DW5482	1-1/8"	16"	18"
SDS Plus Bulk PACKS			
DW5503B25	3/16"	4"	6-1/2"
DW5504B25	3/16"	6"	8-1/2"
DW55050B25	3/16"	8"	10-1/2"
DW5506B25	3/16"	10"	12"
DW5517B25	1/4"	4"	6"
DW5518B25	1/4"	6"	8-1/2"
DW5524B25	5/16"	4"	6-1/2"
DW5527B25	3/8"	4"	6-1/2"
DW5537B25	1/2"	4"	6"

MASONRY DRILLING		SDS plus	
CAT #	DIA.	USABLE LENGTH	OVERALL LENGTH
2 Cutter SDS Plus			
DW5400	5/32"	2"	4"
DW5401	5/32"	4-1/2"	6-1/2"
DW5402	3/16"	2"	4"
DW5403	3/16"	4-1/2"	6-1/2"
DW5404	3/16"	6-1/2"	8-1/2"
DW5405	3/16"	8"	10"
DW5406	3/16"	10"	12"
DW5407	3/16"	12"	14"
DW5408	3/16"	14"	16"
DW5410	7/32"	4"	6"
DW5412	7/32"	8"	10"
DW5416	1/4"	2"	4"
DW5417	1/4"	4"	6"
DW5418	1/4"	6-1/2"	8-1/2"
DW5420	1/4"	10"	12"
DW5421	1/4"	12"	14"
DW5424	5/16"	4"	6"
DW5426	5/16"	10"	12"
DW5427	3/8"	4"	6"
DW5429	3/8"	8"	10"
DW5430	3/8"	10"	12"
DW5431	3/8"	16"	18"
DW5432	3/8"	22"	24"
DW5433	7/16"	4"	6"
DW5435	7/16"	10"	12"
DW5436	7/16"	16"	18"
DW5437	1/2"	4"	6"
DW5438	1/2"	8"	10"
DW5439	1/2"	10"	12"
DW5440	1/2"	16"	18"
DW5441	1/2"	22"	24"
DW5442	9/16"	4"	6"
DW5443	9/16"	10"	12"
DW5444	9/16"	16"	18"
DW5445	9/16"	22"	24"
DW5446	5/8"	6"	8"
DW5447	5/8"	10"	12"
DW5448	5/8"	16"	18"
DW5449	5/8"	22"	24"
DW5450	11/16"	6"	8"
DW5453	3/4"	6"	8"
DW5455	3/4"	10"	12"
DW5456	3/4"	16"	18"
DW5457	3/4"	22"	24"
DW5460	7/8"	6"	8"
DW5461	7/8"	10"	12"
DW5462	7/8"	16"	18"
DW5464	1"	8"	10"
DW5466	1"	16"	18"
DW5468	1-1/8"	8"	10"
DW5469	1-1/8"	16"	18"


SDS plus		SDS plus	
CAT #	DIA.	USABLE LENGTH	OVERALL LENGTH
SDS Plus Bulk PACKS			
DW5401B25	5/32"	4-1/2"	6-1/2"
DW5402B25	3/16"	2"	4"
DW5403B25	3/16"	4-1/2"	6-1/2"
DW5404B25	3/16"	6-1/2"	8-1/2"
DW5405B25	3/16"	8"	10"
DW5406B25	3/16"	10"	12"
DW5410B25	7/32"	4"	6"
DW5416B25	1/4"	2"	4"
DW5417B25	1/4"	4"	6"
DW5418B25	1/4"	6-1/2"	8-1/2"
DW5424B25	5/16"	4"	6"
DW5427B25	3/8"	4"	6"
DW5437B25	1/2"	4"	6"
DW5446B10	5/8"	6"	8"
SDS Plus Sets			

DW5470 5 PC. SDS Plus Hammer Bit Set
 INCLUDES: 3/16" x 4-1/2" x 6-1/2", 1/4" x 2" x 4", 1/4" x 4" x 6", 3/8" x 4" x 6", 1/2" x 4" x 6"






Fits All Brands Electric and Cordless SDS Plus Rotary Hammers including DeWALT, Bosch* and Hilti.**

*Bosch® is a registered trademark of Robert Bosch GmbH and Hilti® is a registered trademark of Hilti Aktiengesellschaft



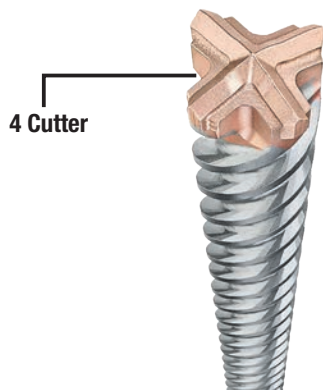
CONCRETE & MASONRY DRILLING *(continued)*

 			
CAT #	DIA.	USABLE LENGTH	OVERALL LENGTH
4 Cutter SDS Max			
DW5806	5/8"	8"	13-1/2"
DW5809	5/8"	16"	21-1/2"
DW5807	5/8"	31"	36"
DW5808	11/16"	16"	21-1/2"
DW5810	3/4"	8"	13-1/2"
DW5812	3/4"	16"	21-1/2"
DW5813	3/4"	31"	36"
DW5814	13/16"	16"	21-1/2"
DW5815	7/8"	8"	13-1/2"
DW5816	7/8"	16"	21-1/2"
DW5851	7/8"	31"	36"
DW5817	27/32"	16"	21-1/2"
DW5818	1"	8"	13-1/2"
DW5819	1"	16"	21-1/2"
DW5852	1"	24"	29"
DW5820	1"	31"	36"
DW5821	1-1/8"	10"	15"
DW5822	1-1/8"	18"	22-1/2"
DW5853	1-1/8"	24"	29"
DW5854	1-1/8"	31"	36"
DW5824	1-1/4"	10"	15"
DW5825	1-1/4"	18"	22-1/2"
DW5855	1-1/4"	24"	29"
DW5826	1-1/4"	31"	36"
DW5860	1-5/16"	18"	22-1/2"
DW5827	1-3/8"	18"	22-1/2"
DW5856	1-3/8"	24"	29"
DW5857	1-3/8"	31"	36"
DW5828	1-1/2"	18"	22-1/2"
DW5858	1-1/2"	24"	29"
DW5859	1-1/2"	31"	36"
DW5861	1-9/16"	18"	22-1/2"
DW5830	1-3/4"	18"	22-1/2"
DW5831	2"	18"	22-1/2"

 			
CAT #	DIA.	USABLE LENGTH	OVERALL LENGTH
4 Cutter Spline			
DW5740	5/8"	5"	10"
DW5741	5/8"	11"	16"
DW5742	5/8"	17"	22"
DW5743	5/8"	22"	27"
DW5744	5/8"	31"	36"
DW5746	3/4"	5"	10"
DW5747	3/4"	11"	16"
DW5748	3/4"	17"	22"
DW5749	3/4"	22"	27"
DW5750	3/4"	31"	36"
DW5751	27-32"	11"	16"
DW5752	7/8"	11"	16"
DW5753	7/8"	17"	22"
DW5755	1"	11"	16"
DW5756	1"	17"	22"
DW5757	1"	31"	36"
DW5758	1-1/8"	11"	16"
DW5759	1-1/8"	17"	22"
DW5760	1-1/4"	11"	16"
DW5761	1-1/4"	17"	22"
DW5762	1-1/4"	31"	36"
DW5763	1-3/8"	11"	16"
DW5765	1-3/8"	17"	22"
DW5764	1-1/2"	17"	22"
DW5768	1-3/4"	17"	22"
DW5769	2"	17"	22"



*Bosch® is a registered trademark of Robert Bosch GmbH and Hilti® is a registered trademark of Hilti Aktiengesellschaft




CONCRETE & MASONRY DRILLING *(continued)*

MASONRY DRILLING			
SDS max			
CAT #	DIA.	USABLE LENGTH	OVERALL LENGTH
2 Cutter SDS Max			
DW5803	1/2"	8"	13-1/2"
DW5804	1/2"	16"	21-1/2"
DW5801	9/16"	8"	13-1/2"
DW5802	9/16"	16"	21-1/2"
DW5870	5/8"	8"	13-1/2"
DW5871	5/8"	16"	21-1/2"
DW5872	3/4"	8"	13-1/2"
DW5873	3/4"	16"	21-1/2"
DW5875	7/8"	16"	21-1/2"
DW5877	1"	16"	21-1/2"

MASONRY DRILLING			
SDS plus			
CAT #	DIA.	USABLE LENGTH	OVERALL LENGTH
SDS Plus Hex Bits			
DW5360	5/32"	3"	6"
DW5361	5/32"	4"	7"
DW5363	3/16"	3"	6"
DW5364	3/16"	4"	7"
SDS Plus Hex Bulk PACK			
DW5364B25	3/16"	4"	7"
SDS Plus Hex Bit Kit			
DW5366	10 PC. Anchor Drive Installation Kit	5/32" x 4" x 7", 3/16" x 4" x 7", Drive Sleeve, Percussion Bit Holder, Insert Bit Adapter, #2 & #3 Insert Bits, 1/4" & 5/16" Nutsetter, Hex Key, Medium TOUGH CASE [®] Container	



MASONRY DRILLING			
SPLINE			
CAT #	DIA.	USABLE LENGTH	OVERALL LENGTH
2 Cutter Spline			
DW5700	3/8"	5"	10"
DW5701	3/8"	8"	13"
DW5702	7/16"	5"	10"
DW5703	1/2"	5"	10"
DW5704	1/2"	11"	16"
DW5705	1/2"	17"	22"
DW5706	1/2"	22"	27"
DW5707	1/2"	31"	36"
DW5708	9/16"	5"	10"
DW5735	9/16"	17"	22"
DW5709	5/8"	5"	10"
DW5710	5/8"	11"	16"
DW5711	5/8"	17"	22"
DW5712	5/8"	22"	27"
DW5713	11/16"	5"	10"
DW5714	3/4"	5"	10"
DW5715	3/4"	11"	16"
DW5716	3/4"	17"	22"
DW5717	3/4"	22"	27"
DW5719	7/8"	11"	16"
DW5720	7/8"	17"	22"
DW5721	1"	11"	16"
DW5722	1"	17"	22"
DW5723	1"	31"	36"
DW5724	1-1/8"	5"	10"
DW5725	1-1/8"	11"	16"
DW5726	1-1/8"	17"	22"
DW5727	1-1/4"	11"	16"
DW5728	1-1/4"	17"	22"
DW5729	1-3/8"	11"	16"
DW5730	1-3/8"	17"	22"



CONCRETE & MASONRY DRILLING *(continued)*

ONE PIECE CARBIDE CORE BITS



CAT #	DIA.	LENGTH
SDS Max <i>(continued)</i>		
DW5924	4"	12"
DW5925	4"	22"
DW5926	5"	22"
DW5927	6"	22"
Spline		
DW5931	1-3/4"	22"
DW5933	2"	22"

CAT #	DIA.	LENGTH
Spline <i>(continued)</i>		
DW5935	2-3/4"	22"
DW5937	3-1/4"	22"
DW5939	3-1/2"	22"
DW5941	4"	22"
DW5942	5"	22"
DW5943	6"	22"
DW5945	Replacement Centering Bit	


DIAMOND DRILL BITS FOR TILE

CAT #	DESCRIPTION
DW5570	3/16" Diamond Drill Bit
DW5572	1/4" Diamond Drill Bit
DW5574	5/16" Diamond Drill Bit
DW5576	3/8" Diamond Drill Bit
DW5578	1/2" Diamond Drill Bit
DW5580	5/8" Diamond Drill Bit
DW5582	3/4" Diamond Drill Bit
DW5584	1" Diamond Drill Bit
DW5586	1-3/8" Diamond Drill Bit



TWO PIECE CARBIDE CORE BITS



CAT #	DESCRIPTION	DIA.	CAT #	DESCRIPTION
DW5900	1-1/2" x 4" Core Bit Body	1-1/2"	DW5907	Centering Core Bit Body
DW5901	2" x 4" Core Bit Body	2"	DW5909	7" Spline Core Bit Shank
DW5902	2-1/2" x 4" Core Bit Body	2-1/2"	DW5910	16" Spline Core Bit Shank
DW5903	3" x 4" Core Bit Body	3"	DW5911	7" SDS Max Core Bit Shank
DW5904	3-1/2" x 4" Core Bit Body	3-1/2"	DW5912	16" SDS Max Core Bit Shank
DW5905	4" x 4" Core Bit Body	4"		
DW5906	5" x 4" Core Bit Body	5"	DW5908	Thread Adapter 



CONCRETE & MASONRY DRILLING *(continued)*

HIGH IMPACT STEEL











CAT #	DESCRIPTION	CAT #	DESCRIPTION
SDS Plus		3/4" Hex	
DWA5320	12" Bull Point	DWA5970	16" Bull Point 3/4" Hex
DWA5321	1-1/2" x 12" Scaling Chisel	DWA5973	1" x 16" Cold Chisel 3/4" Hex
DWA5322	3/4" x 12" Cold Chisel		
SDS Max			
DWA5850	12" Bull Point		
DWA5851	16" Bull Point Bit		
DWA5852	1" x 12" Cold Chisel		
DWA5853	1" x 16" Cold Chisel		
DWA5854	2" x 16" Scaling Chisel		
DWA5855	3" x 16" Scaling Chisel		
DWA5856	10" Carbide Bushing Tool		






LONGER LIFE***



***Vs. competitive products

CHISELS & DEMOLITION STEEL






CAT #	DESCRIPTION	CAT #	DESCRIPTION	CAT #	DESCRIPTION
SDS Plus Steel		Spline - 3/4" Hex x 21/32" Round Spline Shank		3/4" Hex	
DW5348	10" Bull Point	DW5770	12" Bull Point	DW5950	12" Bull Point
DW5349	10" Scaling Chisel	DW5771	18" Bull Point	DW5951	18" Bull Point
DW5350	10" Cold Chisel	DW5779	1" x 12" Cold Chisel	DW5953	1" x 12" Cold Chisel
		DW5780	1" x 18" Cold Chisel	DW5954	1" x 18" Cold Chisel
SDS Max				1-1/8" Hex	
DW5832	12" Bull Point	DW5773	1-1/2" x 12" Scaling Chisel	DW5952	3" x 12" Scaling Chisel
DW5833	18" Bull Point	DW5774	2" x 12" Scaling Chisel	DW5959B	4-1/2" Clay Spade
DW5834	1" x 12" Cold Chisel	DW5775	3" x 12" Scaling Chisel	DW5949	10" Bushing Tool
DW5835	1" x 18" Cold Chisel	DW5786B	4-1/2" Clay Spade	DW5958	3/4" Ground Rod Driver
DW5837	2" x 12" Scaling Chisel	DW5783	10" Bushing Tool	DW5949B10	10" Bushing Tool
DW5838	3" x 12" Scaling Chisel	DW5785	3/4" Ground Rod Driver	DW5950B15	12" Bull Point Chisel
DW5848B	4" Clay Spade	DW5772	12" Slotting Tool	DW5951B15	18" Bull Point
DW5843	10" Bushing Tool	DW5770B15**	12" Bull Point	DW5953B15	1" x 12" Cold Chisel
DW5847	3/4" Ground Rod Driver	DW5771B15**	18" Bull Point		
DW5846	Asphalt Cutter	DW5775B10**	3" Scaling Chisel		
DW5832B15**	12" Bull Point Bit	DW5779B15**	12" Cold Chisel		
DW5833B15**	18" Bull Point Bit	DW5780B15**	18" Cold Chisel		
DW5834B15**	12" Cold Chisel	DW5783B10**	10" Bushing Tool		
DW5835B15**	18" Cold Chisel				
DW5838B10**	3" Scaling Chisel				
DW5843B10**	Bushing Tool				






****Bulk**

Fits All Brands of 3/4" Hex Chipping and Demolition Hammers.

Fits All Brands of 1-1/8" Hex Pavement Breakers.
Ring and notch retentions allow for use in electric and pneumatic hammers.

SHANK ADAPTERS



CAT #	DESCRIPTION	CAT #	DESCRIPTION	CAT #	DESCRIPTION
DW5351	SDS Plus to 1/2" Chuck Adapter	DW5353	1/2" Chuck & Key	DW5891	SDS Max to SDS Plus Adapter
DW5790	Spline to 1/2" Chuck Adapter	DW5791	Spline to SDS Plus Adapter		

FASTENING ACCESSORIES

1" BIT TIPS



CAT #	DESCRIPTION	QTY.
⊕ 1" Phillips Bit Tips		
DW2001	#1 Phillips	2
DW2001BL*	#1 Phillips	100
DW2002	#2 Phillips	2
DW2002B10	#2 Phillips	10
DW2002BL**	#2 Phillips	100
DW2003	#3 Phillips	2
DW2003BL*	#3 Phillips	100
DW2002B30	#2 Phillips - Bit Box	30
⊕ 1" Drywall Bit Tips		
DW2125	#2 Drywall	25
DW2004BL*	#2 Drywall	100
⊕ 1" Deck Bit Tip		
DW2025	Deck Bit Tip	3

CAT #	DESCRIPTION	QTY.
⊖ 1" Slotted Bit Tips		
DW2006	#6 Slotted	2
DW2008	#8 Slotted	2
DW2008BL*	#8 Slotted	100
DW2010	#10 Slotted	2
DW2010BL*	#10 Slotted	100
DW2012	#12 Slotted	2
□ 1" Square Recess Bit Tips		
DW2201	#1 Square Recess	2
DW2202	#2 Square Recess	2
DW2202B10	#2 Square Recess	10
DW2200	#2 Square Recess	25
DW2203	#3 Square Recess	2
DW2203BL*	#3 Square Recess	100

CAT #	DESCRIPTION	QTY.
⊙ 1" Star Bit Tips		
DW2615B*	T15 Star	50
DW2620B*	T20 Star	50
DW2625B*	T25 Star	50
DW2627B*	T27 Star	50
DW2630B*	T30 Star	50

*Bulk

POWER BITS



CAT #	DESCRIPTION	LENGTH	QTY.
⊕ Phillips Power Bits			
DW2021	#1 Phillips	2"	1
DW2022	#2 Phillips	2"	1
DW2115	#2 Phillips - Multi-PACK	2"	5
DW2022B*	#2 Phillips	2"	100
DW2023	#3 Phillips	2"	1
DW2023B*	#3 Phillips	2"	100
DW2031	#1 Phillips	3-1/2"	1
DW2032	#2 Phillips	3-1/2"	1
DW2033	#3 Phillips	3-1/2"	1
DW2061	#1 Phillips	6"	1
DW2062	#2 Phillips	6"	1
DW2063	#3 Phillips	6"	1
DW2022B6	#1 Phillips	2"	6
⊕ Deck Power Bits			
DW2021	Deck	2"	3

CAT #	DESCRIPTION	LENGTH	QTY.
⊖ Slotted Power Bits			
DW2015	#6 Slotted	2"	1
DW2016	#8 Slotted	2"	1
DW2017	#10 Slotted	2"	1
DW2036	#6 Slotted	3-1/2"	1
DW2038	#8 Slotted	3-1/2"	1
DW2040	#10 Slotted	3-1/2"	1
DW2065	#8 Slotted	6"	1
□ Square Recess Power Bits			
DW2211	#1 Square Recess	2"	1
DW2212	#2 Square Recess	2"	1
DW2212B	#2 Square Recess	2"	100
DW2213	#3 Square Recess	2"	1
DW2231	#1 Square Recess	3-1/2"	1
DW2232	#2 Square Recess	3-1/2"	1
DW2233	#3 Square Recess	3-1/2"	1

CAT #	DESCRIPTION	LENGTH	QTY.
□ Square Recess Power Bit (continued)			
DW2261	#1 Square Recess	6"	1
DW2262	#2 Square Recess	6"	1
DW2263	#3 Square Recess	6"	1
⊙ Star Power Bit			
DW2645B*	T10 Star	2"	50
DW2648B*	T15 Star	2"	50
DW2660B*	T20 Star	2"	50
DW2665B*	T25 Star	2"	50
DW2670B*	T30 Star	2"	50
DW2680B*	T40 Star	2"	50
DW2648	T15 Star	2"	1
DW2660	T20 Star	2"	1
DW2665	T25 Star	2"	1
DW2670	T30 Star	2"	1

*Bulk

DOUBLE ENDED BITS



CAT #	DESCRIPTION	QTY.	CAT #	DESCRIPTION	QTY.
DW2024	PH#2/SL#8	1	DW2029	PH#2/PH#2	5
DW2024B*	PH#2/SL#8	100	DW2215	PH#2/SQ#2	3
DW2028	PH#2/PH#2	1	DW2024B6	PH#2/SL#6	6
DW2028B*	PH#2/PH#2	100	DW2028B6	PH#2/PH#2	6

*Bulk

BIT TIP HOLDERS



CAT #	DESCRIPTION
DW2046	2" Magnetic Bit Tip Holder
DW2050	Quick Change Magnetic
Hog Ring**	
DW2045	3" Magnetic with Hog Ring

**Hog ring helps secure bit, must use pliers to remove bit

SHANK ADAPTERS



CAT #	DESCRIPTION
DW5351	SDS Plus to 1/2" Chuck Adapter
DW5790	Spline to 1/2" Chuck Adapter
DW5353	1/2" Chuck & Key
DW5791	Spline to SDS Plus Adapter
DW5891	SDS Max to SDS Plus Adapter

FASTENING ACCESSORIES *(continued)*

MAGNETIC DRIVE GUIDES



CAT #	DESCRIPTION	QTY.
DW2054	Compact Magnetic Drive Guide	1
DW2055	6" Magnetic Drive Guide	1
DW2055B*	6" Magnetic Drive Guide	25

*Bulk

MAGNETIC DRIVE GUIDE SETS

CAT #	DESCRIPTION
DW2095	7 PC. Magnetic Drive Guide Set
DW2052	10 PC. Magnetic Drive Guide Set with #2 Square Recess Bit Tips
DW2053	16 PC. Magnetic Drive Guide Set
DW2089CS	12 PC. Magnetic Drive Guide Set - Clipstrip
DW2097CS	14 PC. Magnetic Drive Guide Set - Clipstrip
DW2053CS	16 PC. Magnetic Drive Guide Set - Clipstrip



MAGNETIC NUT DRIVERS



CAT #	DESCRIPTION	QTY.	CAT #	DESCRIPTION	QTY.	CAT #	DESCRIPTION	QTY.
DW2218	1/4" x 1-7/8"	1	DW2222	5/16" x 2-9/16"	1	DW2219B2	5/16" x 1-7/8"	2
DW2218B*	1/4" x 1-7/8"	50	DW2222B*	5/16" x 2-9/16"	50	DW2219B3	5/16" x 1-7/8"	3
DW2219	5/16" x 1-7/8"	1	DW2223	3/8" x 1-7/8"	1	DW2218B3	1/4" x 2-9/16"	3
DW2219B*	5/16" x 1-7/8"	50	DW2223B*	3/8" x 1-7/8"	50	DW2227	7/8" x 1-7/8"	3
DW2220	3/8" x 1-7/8"	1	DW2224	3 PC. Nutdriver Set (1/4", 5/16", 3/8")	1	DW2227B*	7/8" x 1-7/8"	50
DW2220B*	3/8" x 1-7/8"	50	DW2225	Acoustical Eye Lag Driver	1	DW2224	3 PC. Nut Driver Set (1/4", 5/16", 3/8")	1
DW2221	1/4" x 2-9/16"	1	DW2225B*	Acoustical Eye Lag Driver	50	DW2228	7/16" x 2-9/16"	1
DW2221B*	1/4" x 2-9/16"	50	DW2218B2	1/4" x 1-7/8"	2	DW2228B*	7/16" x 2-9/16"	50

*Bulk

SCREWDRIVING SETS



CAT #	DESCRIPTION
TOUGH CASE[®] Sets	
DW2160	13 PC. Screwdriving Set with TOUGH CASE [®] Container
DW2161	21 PC. Screwdriving Set with TOUGH CASE [®] Container
DW2162	29 PC. Screwdriving Set with TOUGH CASE [®] Container
DW2163	37 PC. Screwdriving Set with TOUGH CASE [®] Container
DW2166	45 PC. Screwdriving Set with TOUGH CASE [®] Container
DW2167	25 PC. Screwdriving Set with TOUGH CASE [®] Container
DW2174	18 PC. Screwdriving Set with TOUGH CASE [®] Container
DW2176	37 PC. Screwdriving Set with TOUGH CASE [®] Container
DW2587	80 PC. Screwdriving Set with TOUGH CASE [®] Container

Magnetic TOUGH CASE[®] Sets

DWMTC15	15 PC. Screwdriving Set with Magnetic TOUGH CASE [®] Container
---------	---

Compact TOUGH CASE[®] Sets

DWAX100	31 PC. Screwdriving Set with Compact TOUGH CASE [®] Container
DWAX200	31 PC. Security Set with Compact TOUGH CASE [®] Container

Cases

DW2190	Medium TOUGH CASE [®] Container - Case Only
DWMTC	Magnetic TOUGH CASE [®] Container - Case Only

SPECIALTY BIT PACKS

CAT #	DESCRIPTION	INCLUDES
DW2067	7 PC. Star Bit Set	T10, T15, T20, T25, T27, T30, T40
DW2067SCR	7 PC. Security Star Set	T10, T15, T20, T25, T27, T30, T40
DW2068	9 PC. 1" Hex Bit Set	5/64", 3/32", 7/64", 1/16", 1/8", 9/64", 5/32", 3/16", 1/4"
DW2069	3 PC. POZIDRIV [®] ** 1" Bit Set #1, #2, #3	

**POZIDRIV[®] is a registered trademark of the Philips Screw Company



SCREW SETTERS



CAT #	DESCRIPTION	QTY.
DW2014	Drywall Screw Setter	1
DW2014B*	Drywall Screw Setter	100
DW2043	Adjustable Screw Setter - Non Magnetic	1

*Bulk

IMPACT READY FASTENING

IMPACT DRIVER ACCESSORIES

FLEX TORQ "EXTENDED" POWER BITS



CAT #	DESCRIPTION	LENGTH	QTY.
6" Phillips Power Bits			
DWA6PH1IRB	#1 IMPACT READY® FlexTorq™	6"	50
DWA6PH2IR	#2 IMPACT READY® FlexTorq™	6"	1
DWA6PH2IRB	#2 IMPACT READY® FlexTorq™	6"	50
DWA6PH3IRB	#3 IMPACT READY® FlexTorq™	6"	50
6" Pozi Power Bits			
DWA6PZ1IRB	#1 IMPACT READY® FlexTorq™	6"	50
DWA6PZ2IRB	#2 IMPACT READY® FlexTorq™	6"	50
DWA6PZ3IRB	#3 IMPACT READY® FlexTorq™	6"	50
6" Slotted Power Bits			
DWA6SL2IRB	2-4 IMPACT READY® FlexTorq™	6"	50
DWA6SL4IRB	4-6 IMPACT READY® FlexTorq™	6"	50
DWA6SL6IRB	6-8 IMPACT READY® FlexTorq™	6"	50
DWA6SL8IRB	8-10 IMPACT READY® FlexTorq™	6"	50
DWA6SL10IRB	10-12 IMPACT READY® FlexTorq™	6"	50
DWA6SL12IRB	12-14 IMPACT READY® FlexTorq™	6"	50
6" Square Power Bits			
DWA6SQ1IRB	#1 IMPACT READY® FlexTorq™	6"	50
DWA6SQ2IRB	#2 IMPACT READY® FlexTorq™	6"	50
DWA6SQ3IRB	#3 IMPACT READY® FlexTorq™	6"	50

SOCKETS



CAT #	SOCKET SIZE	DRIVE SIZE
DW2281	1/4"	3/8"
DW2282	5/16"	3/8"
DW2283	11/32"	3/8"
DW2284	3/8"	3/8"
DW2285	7/16"	3/8"
DW2286	1/2"	3/8"
DW2287	9/16"	3/8"
DW2288	5/8"	3/8"
DW2289	11/16"	3/8"
DW2290	3/4"	3/8"
DW22842	3/8"	1/2"
DW22852	7/16"	1/2"
DW22862	1/2"	1/2"
DW22872	9/16"	1/2"
DW22882	5/8"	1/2"
DW22892	11/16"	1/2"
DW22902	3/4"	1/2"
DW22912	13/16"	1/2"
DW22922	7/8"	1/2"
DW22932	15/16"	1/2"
DW22942	1"	1/2"
DW22952	1-1/16"	1/2"
DW22962	1-1/8"	1/2"
DW22972	1-1/4"	1/2"



FLEX TORQ SETS

CAT #	DESCRIPTION	INCLUDES
DWA2T35IR	35 PC. IMPACT READY® FlexTorq™ Screwdriving Set	(11) 1" Phillips IMPACT READY® Bits: PH1, (9) PH2, PH3, (6) 1" Square IMPACT READY® Bits: SQ1, (4) SQ2, SQ3, (6) 1" Star IMPACT READY® Bits: (3) T20, (3) T25, (4) IMPACT READY® Socket Adapters: 3/8", 7/16", 1/2", 9/16", (3) IMPACT READY® Nutsetters: 5/16", 3/8", 1/4", (2) 1" Slotted Bits: SL6, SL8, (1) IMPACT READY® 1/4" Hex Shank Adapter, (1) 3" IMPACT READY® Screw Lock Holder, (1) 2" PH2 IMPACT READY® Bits
DWA2FT540IR	40 PC. IMPACT READY® FlexTorq™ Screwdriving Set	(6) 2" PH2 IMPACT READY® Bit, (4) 1" PH2 Bit, (3) 1" PH2, (3) 1" T20 IMPACT READY® Bit, (3) 1" T25 IMPACT READY® Bit, (2) 1" SL8 IMPACT READY® Bit, (2) 1" SQ2 IMPACT READY® Bit, (1) 3/8" Nutsetter, (1) 1/4" Nutsetter, (1) 5/16" Nutsetter, (1) IMPACT READY® Sleeve, (1) 3" IMPACT READY® Screw Lock Holder, (1) 2" SQ2 IMPACT READY® Bit, (1) 2" T25 IMPACT READY® Bit, (1) 2" SL8 IMPACT READY® Bit, (1) 1" SL6 IMPACT READY® Bit, (1) 1" PH1 IMPACT READY® Bit, (1) 1" PH3 IMPACT READY® Bit, (1) 1" SL10 IMPACT READY® Bit, (1) 1" T15 IMPACT READY® Bit, (1) 1" T30 IMPACT READY® Bit, (1) 1" SQ3 IMPACT READY® Bit, (1) 1" SQ1 IMPACT READY® Bit, (1) 3.5" PH2 IMPACT READY® Bit
DWA2FTS30IR	30 PC. IMPACT READY® FlexTorq™ Screwdriving Set	(8) 1" Phillips IMPACT READY® Bits: PH1, (6) PH2, PH3, (4) 2" PH2 IMPACT READY® Bit, (4) 1" Square IMPACT READY® Bits: SQ1, (2) SQ2, SQ3, (4) 1" Slotted IMPACT READY® Bits: SL6, (2) SL8, SL10, (6) 1" Star IMPACT READY® Bits: (2) T20, (3) T25, T27, (1) Holders: Magnetic Screw Lock™ Sleeve, (1) 3/8" Socket Adapter, (2) Nut Drivers: 1/4", 5/16"
DWA2FTS35IR	35 PC. IMPACT READY® FlexTorq™ Screwdriving Set	(7) 1" Phillips IMPACT READY® Bits: PH1, (5) PH2, PH3, (5) 2" PH2 IMPACT READY® Bit, (4) 1" Square IMPACT READY® Bits: SQ1, (2) SQ2, SQ3, (4) 1" Slotted IMPACT READY® Bits: SL6, (2) SL8, SL10, (6) 1" Star IMPACT READY® Bits: T15, T20, (3) T25, T27, (2) 2" T25 IMPACT READY® Bit, (2) Nutsetter: 1/4", 5/16", (2) Holders: Magnetic Screw Lock™ Sleeve, Magnetic Bit Tip Holder, (1) 3/8" Socket Adapter, (2) Sockets: 3/8", 1/2"
DWAX101IR	31 PC. IMPACT READY® FlexTorq™ Screwdriving Set	(10) 1" Phillips IMPACT READY® Bits: (2) PH1, (6) PH2, (2) PH3, (5) 1" Slotted IMPACT READY® Bits: SL6, (3) SL8, SL10, (5) 1" Square IMPACT READY® Bits: SQ1, (2) SQ2, SQ3, (10) 1" Star IMPACT READY® Bits: (2) T20, (6) T25, (2) T27, (1) Holders: Magnetic Screw Lock™ Holder
DWA2FTS25IR	25 PC. IMPACT READY® FlexTorq™ Screwdriving Set	(7) 1" Phillips IMPACT READY® Bits: (1) PH1, (5) PH2, (1) PH3, (3) 2" Phillips PH2 IMPACT READY® Bits, (1) 3.5" Phillips PH2 IMPACT READY® Bit, (3) 1" Square IMPACT READY® Bits: (2) SQ2, (1) SQ3, (1) 2" Square SQ2 IMPACT READY® Bit, (1) Slotted SL8 IMPACT READY® Bit, (3) 1" Star IMPACT READY® Bits: (1) T20, (2) T25, (2) 2" Star IMPACT READY® Bits: (1) T20, (1) T25, (1) Magnetic Bit Tip Holder, (1) Magnetic Screw Lock™ Sleeve, (1) 1/4" IMPACT READY® Nut Driver, (1) 5/16" IMPACT READY® Nut Driver
DWA20IRTIN	20 PC. IMPACT READY® FlexTorq™ Screwdriving & Drilling Set	(4) 1" Phillips IMPACT READY® Bits: (1) PH1, (3) PH2, (3) 2" Phillips PH2 IMPACT READY® Bits, (2) 1" Square SQ2 IMPACT READY® Bits, (1) 2" Square SQ2 IMPACT READY® Bit, (1) 1" Slotted SL10 IMPACT READY® Bit, (1) 1" Star T25 IMPACT READY® Bit, (1) 2" Star T25 IMPACT READY® Bit, (1) Magnetic Bit Tip Holder, (1) Magnetic Screw Lock™ Sleeve, (5) IMPACT READY® Titanium Drill Bits: 9/64", 5/32", 3/16", 7/32", 1/4" (4) 1" Phillips IMPACT READY® Bits: (1) PH1, (3) PH2, (3) 2" Phillips PH2 IMPACT READY® Bits, (2) 1" Square SQ2 IMPACT READY® Bits, (1) 2" Square SQ2 IMPACT READY® Bit, (1) 1" Slotted SL10 IMPACT READY® Bit, (1) 1" Star T25 IMPACT READY® Bit, (1) 2" Star T25 IMPACT READY® Bit, (1) Magnetic Bit Tip Holder, (1) Magnetic Screw Lock™ Sleeve, (5) IMPACT READY® Titanium Drill Bits: 9/64", 5/32", 3/16", 7/32", 1/4"

FLEX TORQ SLEEVES & HOLDERS



CAT #	DESCRIPTION	LENGTH	QTY.
Sleeves			
DWA2PH2IR2S	#2 IMPACT READY® FlexTorq™ & Magnetic Sleeve	2"	2
DWA2SLVIR	2" IMPACT READY® FlexTorq™ Bit & Magnetic Screw Lock™ Sleeve	2"	1
DWA2SLVIRB	2" IMPACT READY® FlexTorq™ Bit & Magnetic Screw Lock™ Sleeve System	2"	25
DWA2SQ2IR2S	#2 IMPACT READY® FlexTorq™	2"	2
Holders			
DWA3HLDIR	IMPACT READY® FlexTorq™ Bit Tip Holder w/ Magnetic Screw Lock™ System		1
DWA3HLDIRB	IMPACT READY® FlexTorq™ Bit Tip Holder w/ Magnetic Screw Lock™ System		25
DWA3SL8IRB	8-10 PC. IMPACT READY® FlexTorq™		50

IMPACT READY® FASTENING (continued)

IMPACT DRIVER ACCESSORIES

SOCKET ADAPTERS



CAT #	DESCRIPTION
DW2541IR	1/4" Hex Shank to 1/4" Socket Adapter
DW2542IR	1/4" Hex Shank to 3/8" Socket Adapter
DW2547IR	1/4" Hex Shank to 1/2" Socket Adapter
DW2298	1/2" Square to 1/4" RAPID LOAD® Adapter
DW2299	1/2" to 3/8" Reducer

BIT TIP HOLDERS



CAT #	DESCRIPTION	PACK
DWA3HLDIRB	3" Bit Tip Holder	25
DWA3HLDIR	3" Bit Tip Holder	1
DWARAFS	12" Right Angle Flex Shaft Holder	1
DWAIRDG	Drive Guide with (2) 1" PH2 Bits	1
DWHJHLD	IMPACT CLUTCH® Holder	1
DWA2509	RAPID LOAD® Holder with Screw Lock™ System	1
DWARA100	Right Angle Attachment with Screw Lock™ System	1
Hog Ring*		
DWPVTHLD	Magnetic Pivot Holder with Hog Ring	1

*Hog ring helps secure bit, must use pliers to remove bit

PIVOTING NUT DRIVERS



CAT #	DESCRIPTION
DW2221IRP	1/4" Magnetic Pivoting Nut Driver - IMPACT READY®
DW2219IRP	5/16" Magnetic Pivoting Nut Driver - IMPACT READY®
DW2223IRP	3/8" Magnetic Pivoting Nut Driver - IMPACT READY®
DW2228IRP	7/16" Magnetic Pivoting Nut Driver - IMPACT READY®
DW2234IRP	1/2" Magnetic Pivoting Nut Driver - IMPACT READY®
DWPVTDRV3	3 PC. Pivoting Nutsetters (1/4", 5/16", 3/8") - IMPACT READY®
DWPVTDRV	4 PC. Pivoting Nutsetters (1/4", 5/16", 3/8", 7/16") - IMPACT READY®
DWPVTSET	10 PC. Screwdriving Set - IMPACT READY®

SOCKET SETS



DW22838

CAT #	DESCRIPTION	INCLUDES
DW22838	3/8" 10 PC. Socket Set - IMPACT READY®	5/16", 3/8", 7/16", 1/2", 9/16", 5/8", 11/16", 3/4", 1/2" & (2) 1/4"-3/8" Adapters
DW22812	1/2" 10 PC. Socket Set - IMPACT READY®	7/16", 1/2", 9/16", 5/8", 11/16", 3/4", 13/16", 7/8" & (2) 1/4"-1/2" Adapters

CLEANABLE NUT DRIVERS



CAT #	DESCRIPTION
DWA2221IR	1/4" IMPACT READY® Cleanable Nut Driver
DWA2222IR	5/16" IMPACT READY® Cleanable Nut Driver
DWA2223IR	3/8" IMPACT READY® Cleanable Nut Driver
DWA2228IR	7/16" IMPACT READY® Cleanable Nut Driver
DWA2230IR	1/2" IMPACT READY® Cleanable Nut Driver
DWA2240IR	3 PC. IMPACT READY® Cleanable Nut Driver

NUT DRIVERS



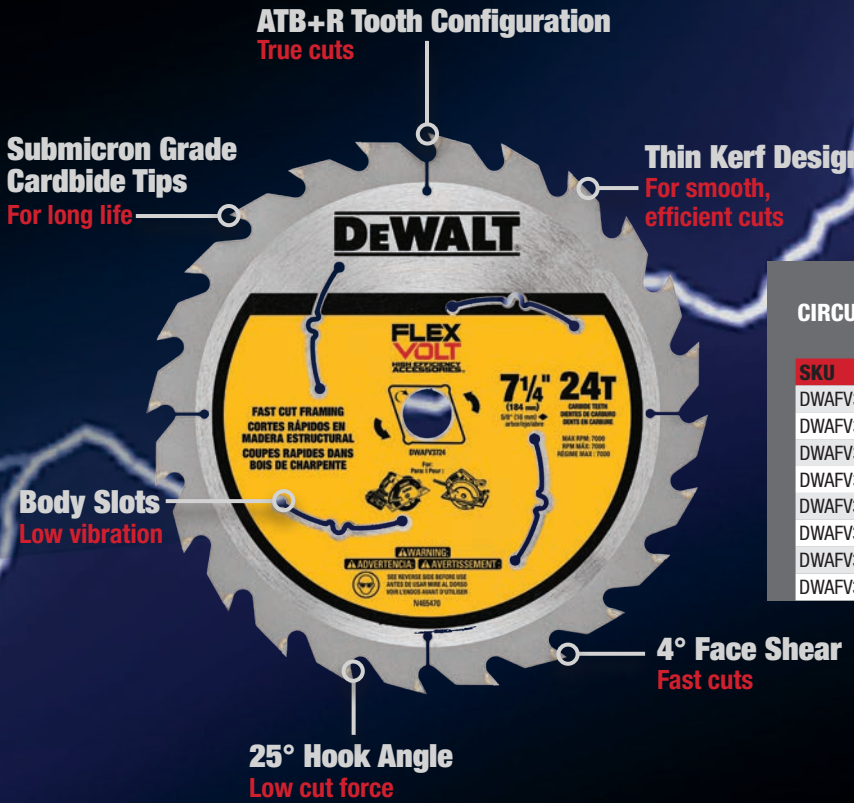
CAT #	DESCRIPTION
DW2218IR	1/4" x 1-7/8" Magnetic Nut Driver - IMPACT READY®
DW2219IR	5/16" x 1-7/8" Magnetic Nut Driver - IMPACT READY®
DW2220IR	3/8" x 1-7/8" Magnetic Nut Driver - IMPACT READY®
DW2227IR	7/16" x 1-7/8" Magnetic Nut Driver - IMPACT READY®
DW2230IR	1/2" x 1-7/8" Magnetic Nut Driver - IMPACT READY®
DW2221IR	1/4" x 2-9/16" Magnetic Nut Driver - IMPACT READY®
DW2222IR	5/16" x 2-9/16" Magnetic Nut Driver - IMPACT READY®
DW2223IR	3/8" x 2-9/16" Magnetic Nut Driver - IMPACT READY®
DW2228IR	7/16" x 2-9/16" Magnetic Nut Driver - IMPACT READY®
DW2234IR	1/2" x 2-9/16" Magnetic Nut Driver - IMPACT READY®
DW2235IR	5 PC. Magnetic Nut Driver Set (1/4", 5/16", 3/8", 7/16", 1/2") - IMPACT READY®

FLEXVOLT

HIGH EFFICIENCY ACCESSORIES™







CIRCULAR SAW BLADES

SKU	DIAMETER	TOOTH COUNT	ARBOR	MAX RPM	PACK
DWAFV3724	7-1/4"	24	5/8"	7,000	1
DWAFV3736	7-1/4"	36	5/8"	7,000	1
DWAFV3760	7-1/4"	60	5/8"	7,000	1
DWAFV37243	7-1/4"	24	5/8"	7,000	3
DWAFV3836	8-1/4"	36	5/8"	7,000	1
DWAFV3824	8-1/4"	24	5/8"	7,000	1
DWAFV31278	12"	78	1"	4,800	1
DWAFV31260	12"	60	1"	4,800	1

HOLE SAWS

SKU	DIAMETER	PACK
DWAFV0138	1-3/8"	1
DWAFV0218	2-1/8"	1
DWAFV0214	2-1/4"	1
DWAFV02916	2-9/16"	1
DWAFV02916PBF	2-9/16"	1 w/ Pilot Bit
DWAFV02916PB	2-9/16"	1 w/ Pilot Bit
DWAFV03	3"	1
DWAFV0338	3-3/8"	1
DWAFV0358	3-5/8"	1
DWAFV0400	4"	1
DWAFV0414	4-1/4"	1
DWAFV04516	4-5/16"	1
DWAFV0458	4-5/8"	1
DWAFV0514	5-1/4"	1
DWAFV0614	6-1/4"	1
DWAFV0PB	Pilot Bit	1
DWAFV0PBM	Mandrel, Pilot Bit	1
DWAFV07SET	7 PC. Set	1

Self-Feed Pilot Bit
For fast, efficient cutting

Carbide Teeth
For long life

Thin Kerf Design
For high efficiency





Variable Tooth Pitch & Positive Rake Angle
For fast cuts

Thin Kerf Design
For high efficiency

TOUGH COAT® Finish
Helps to reduce heat build up for efficient cuts

High Speed Steel Teeth
For long life and durability

RECIPROCATING SAW BLADES

SKU	BLADE LENGTH	TPI	PACK
DWAFV413SET	Multiple	Multiple	13
DWAFV48SET	Multiple	Multiple	8
DWAFV481418	8"	14/18 TPI	5
DWAFV461418	6"	14/18 TPI	5
DWAFV466	6"	4/6 TPI	5
DWAFV496	9"	4/6 TPI	5

ABRASIVE CUTTING WHEELS

SKU	DIAMETER	THICKNESS	ARBOR	TYPE	MAX RPM	PACK
DWAFV84518	4-1/2"	1/8"	7/8"	27	13300	25
DWAFV84518H	4-1/2"	1/8"	5/8"-11	27	13300	10
DWAFV86045	6"	0.045"	7/8"	1	10100	25
DWAFV845045	4-1/2"	0.045"	7/8"	1	13300	25



High Density Grain Concentration
For fast cutting and low heat build-up

High Performance Ceramic Grain
Stays sharp for fast, efficient cuts

ABRASIVE GRINDING WHEELS

SKU	DIAMETER	THICKNESS	ARBOR	TYPE	MAX RPM	PACK
DWAFV84514	4-1/2"	1/4"	7/8"	27	13300	25
DWAFV84514H	4-1/2"	1/4"	5/8"-11	27	13300	10



ABRASIVE FLAP DISCS

SKU	DIAMETER	GRIT	ARBOR	TYPE	MAX RPM	PACK
DWAFV84540	4-1/2"	40	7/8"	29	13300	10
DWAFV84560	4-1/2"	60	7/8"	29	13300	10
DWAFV84580	4-1/2"	80	7/8"	29	13300	10
DWAFV84540H	4-1/2"	40	5/8"-11	29	13300	5
DWAFV84560H	4-1/2"	60	5/8"-11	29	13300	5
DWAFV84580H	4-1/2"	80	5/8"-11	29	13300	5





HAND TOOLS & STORAGE



MEASURING TOOLS

1-1/4" WIDE XP™ TAPES

- Impact-resistant PC/ABS case and survives a 60' drop¹.
- 9" of heavy-duty thermoplastic coating at the end of the blade to reduce blade breakage near the hook.
- Our toughest blade coating protects the paint and prevents rust longer².
- High-carbon steel blade provides 13" of straighter blade standout for increased reach and efficiency³.
- Integrated lock protection guards the lock button when dropped.
- Built-in lanyard slot offers an additional security option.
- Extra large end hook grabs construction material from all four sides making grabbing objects while taking measurements easy.
- Screw-free belt clip holds tight and is easy to use.



PRODUCT #	LENGTH	WIDTH	STANDOUT	BLADE COATING	SCALE	BLADE LOCK	BELT CLIP	WEIGHT
DWHT36225S	25'	1-1/4"	13'	Heavy-Duty Thermoplastic	SAE	Yes	Yes	1.375 lbs
DWHT36226S	8m/26'	1-1/4"	13'	Heavy-Duty Thermoplastic	Metric/SAE	Yes	Yes	1.742 lbs
DWHT36235S	35'	1-1/4"	13'	Heavy-Duty Thermoplastic	SAE	Yes	Yes	1.742 lbs

1. Useable after a 60' drop onto packed soil

2. Compared to Milwaukee® 48-22-5125. Milwaukee® is a registered trademark of Milwaukee Tool Corp.

3. Standout claim based on maximum performance at 10' compared to DWHT33975. Tougher Case, Tougher Blade Coating, Tougher Hook Connection claims based on comparisons to DWHT36107, DWHT36109, DWHT36105, DWHT33976L, DWHT33976, DWHT33975, DWHT36027

1-1/4" WIDE SHORT TAPES

- 13" of blade standout for increased user reach*
- Extra large end hook grabs construction material from all 4 sides
- 3M® thermoplastic film helps to protect blade from damage
- Integrated lanyard slot



PRODUCT #	LENGTH	WIDTH	STANDOUT	BLADE COATING	SCALE	BLADE LOCK	BELT CLIP	WEIGHT
DWHT33924	16'	1-1/4"	13'	Mylar®	SAE	Yes	Yes	0.86 lbs
DWHT33975	25'	1-1/4"	13'	Mylar®	SAE	Yes	Yes	1.24 lbs
DWHT33976	35'	1-1/4"	13'	Mylar®	SAE	Yes	Yes	1.67 lbs
DWHT33991	8m/26'	1-1/4"	13'	Mylar®	Metric/SAE	Yes	Yes	1.35 lbs

1-1/8" WIDE SHORT TAPES

- 10' of blade standout for increased user reach*
- 1/8" markings to speed up measuring jobs
- Duo-durometer blade-lock for durability and comfort



PRODUCT #	LENGTH	WIDTH	STANDOUT	BLADE COATING	SCALE	BLADE LOCK	BELT CLIP	WEIGHT
DWHT36105	16'	1-1/8"	10'	Anti-Rust Polymer	SAE	Yes	Yes	0.84 lbs
DWHT36107	25'	1-1/8"	10'	Anti-Rust Polymer	SAE	Yes	Yes	1.10 lbs
DWHT36109	30'	1-1/8"	10'	Anti-Rust Polymer	SAE	Yes	Yes	1.30 lbs
DWHT36027	8m/26'	1-1/8"	10'	Anti-Rust Polymer	Metric/SAE	Yes	Yes	1.15 lbs
DWHT36066	25'	1-1/8"	10'	Anti-Rust Polymer	Engineer	Yes	Yes	1.10 lbs

9' POCKET TAPE

- The 9' Magnetic Pocket Tape features a front clip for accessibility
- 9' Blade for convenient measurements of standard 8' plywood and sheetrock
- Magnetic backed case easily attaches on metal storage and tool boxes
- Wide base for additional stability when standing upright



PRODUCT #	LENGTH	WIDTH	SCALE	BLADE LOCK	BELT CLIP	WEIGHT
DWHT33028	9'	1/2"	SAE	Yes	Yes	0.21 lbs

MEASURING TOOLS

AUTO REWIND STEEL LONG TAPE

- Automatic blade retraction saves time by eliminating manual rewind
- Rust-resistant coating prolongs blade life
- Metal case for heavy-duty use
- Spring loaded carabiner included for easy transportation

PRODUCT #	LENGTH	WIDTH	BLADE COATING	SCALE	GEAR RATIO	BELT CLIP	WEIGHT
DWHT34201	100'	3/8"	Lacquer	SAE	Auto Rewind	Yes	1.70 lbs



CLOSED CASE STEEL LONG TAPE

- 5:1 Gear ratio for 5x faster blade rewind*
- Blade release button for easy blade pull out
- Belt clip and spring loaded carabiner included for easy transportation

PRODUCT #	LENGTH	WIDTH	BLADE COATING	SCALE	GEAR RATIO	BELT CLIP	WEIGHT
DWHT34036	100'	3/8"	Anti-Rust Polymer	SAE	5:1	Yes	1.11 lbs



OPEN REEL FIBERGLASS LONG TAPES

- 1/2" Blade width for durability and double sided print – Decimal foot and fractional inch
- 3:1 Gear Ratio for fast rewind
- Ergonomic plastic crank arm for durability and end user comfort
- Grade stake loop and hook for added end user convenience


PRODUCT #	LENGTH	WIDTH	SCALE	GEAR RATIO	BELT CLIP	CASE DESIGN	WEIGHT
DWHT34039	100'	1/2"	SAE & Decimal Foot	3:1	No	X-Shape	1.53 lbs
DWHT34049	300'	1/2"	SAE & Decimal Foot	3:1	No	X-Shape	3.39 lbs



* Standout claim based on maximum performance

† Compared to standard competitor long tapes

3M is a registered trademark of 3M Company. Mylar[®] is a registered trademark of DuPont Teijin Films™ U.S. Limited Partnership.



MARKING & LAYOUT

HEAVY-DUTY CHALK REELS/KITS

- 3:1 gear ratio for easy winding
- Open-access door for quick refills and access to internal components
- 100' heavy-duty line resists abrasion and breakage
- Stainless steel hook and crank withstand abuse and resist corrosion
- High-impact ABS housing for durability and light weight
- Over-molded soft grip for comfort and control

PRODUCT #	DESCRIPTION	CONTAINS	WEIGHT
DWHT47372	Chalk Reel	100' Chalk Reel	0.65 lbs
DWHT47373L	Chalk Reel Kit	100' Chalk Reel, 4 oz Blue Chalk	0.83 lbs
DWHT47374L	Chalk Reel Kit	100' Chalk Reel, 4 oz Red Chalk	0.83 lbs



PREMIUM CHALK REEL/KIT

- 6:1 gear ratio for smooth and rapid winding
- Helical gears for durability, smooth cranking, and to help decrease line jams and breaks
- Sealed gear system helps protect gears from debris and contamination
- Interlocking hook to easily join lines and help increase productivity
- Cast metal body for durability and long life

PRODUCT #	DESCRIPTION	CONTAINS	WEIGHT
DWHT47375	Chalk Reel	100' Chalk Reel	0.67 lbs
DWHT47376L	Chalk Reel Kit	100' Chalk Reel, 4 oz Red Chalk	0.96 lbs



COMPACT CHALK REEL KIT

- 3:1 gear ratio for easy winding
- Compact size ideal for secondary or correction reel
- Clutch design for fast and easy unwind
- Belt clip for simple, secure storage
- 30' braided line

PRODUCT #	DESCRIPTION	CONTAINS	WEIGHT
DWHT47257L	Chalk Reel Kit	30' Chalk Reel, 4 oz Blue Chalk	0.51 lbs



DIE-CAST CHALK REELS/KITS

- Heavy-duty aluminum die-cast body for durability
- Felt gasket helps distribute chalk uniformly
- Stainless steel hook and crank arm withstands abuse and resist corrosion
- Tear-drop shape for use as a plumb bob
- 100' twisted cotton line

PRODUCT #	DESCRIPTION	CONTAINS	WEIGHT
DWHT47256	Chalk Reel	100' Chalk Reel	0.44 lbs
DWHT47255L	Chalk Reel Kit	100' Chalk Reel, 4 oz Red Chalk	0.79 lbs
DWHT47309L	Chalk Reel Kit	100' Chalk Reel, 4 oz Blue Chalk	0.79 lbs



LARGE CAPACITY CHALK REEL

- 3:1 gear ratio for 3X* faster rewind
- 1 lb. chalk capacity for large jobs and long distances
- Helical gears for durability, smooth cranking, and to help decrease line jams and breaks
- Rubber over-mold provides comfortable grip
- Ring and hook attachment for multiple tethering options
- 150' braided cotton line

PRODUCT #	DESCRIPTION	CONTAINS	WEIGHT
DWHT47252	Chalk Reel	150' Chalk Reel	2.15 lbs

*Compared to DEWALT® DWHT47256 Chalk Reel



CHALK

- High-grade chalk to be used with chalk line reels
- Oval-shaped bottle will not roll off of surface
- Tethered easy pouring pop-top spout cap

PRODUCT #	SIZE	COLOR	PERMANENCE RANK	WEIGHT
DWHT47048L	8 oz	Red	3	0.50 lbs
DWHT47049L	8 oz	Blue	1	0.50 lbs
DWHT47056L	8 oz	Black	3	0.50 lbs
DWHT47069L	8 oz	Red Permanent	4	0.50 lbs
DWHT47076L	8 oz	Orange	2	0.50 lbs
DWHT47079L	8 oz	Violet	0	0.50 lbs
DWHT47057	2.50 lbs	Red	3	2.50 lbs
DWHT47058	2.50 lbs	Blue	1	2.50 lbs
DWHT72716	2.50 lbs	Red Permanent	4	2.50 lbs
DWHT47059	5 lbs	Red	3	5.00 lbs
DWHT47062	5 lbs	Blue	1	5.00 lbs



MARKING & LAYOUT

MARKING CRAYONS

- Marks on various surfaces and materials

PRODUCT #	COLOR	CRAYONS INCLUDED	WEIGHT
DWHT72719	Blue	2	0.12 lbs
DWHT72720	Red	2	0.12 lbs
DWHT72721	Yellow	2	0.12 lbs



REPLACEMENT LINE

PRODUCT #	DESCRIPTION	WEIGHT
DWHT47098	100' Replacement Line	0.08 lbs



TORPEDO LEVEL

- Extruded aluminum body for strength and light weight
- Solid block vials for durability and accuracy (0.0005"/in)
- Rotating vial for identifying and duplicating angles, slopes and pitch

PRODUCT #	LENGTH	# OF VIALS	MAGNETIC	WEIGHT
DWHT43003	9"	3	Yes	0.35 lbs



BOX BEAM LEVELS

- Large cross section and die-cast aluminum components for 5x stronger level**
- Block vials for durability and accuracy to 0.0005"/in†
- Magnified center vial maximizes vial readability

PRODUCT #	LENGTH	# OF VIALS	MAGNETIC	WEIGHT
DWHT43224	24"	3	No	1.90 lbs
DWHT43025	24"	3	Yes	1.90 lbs
DWHT43248	48"	3	No	3.60 lbs
DWHT43049	48"	3	Yes	3.60 lbs
DWHT43172	72"	3	No	5.10 lbs
DWHT43079	78"	3	Yes	5.60 lbs



** Versus standard competitive levels † Versus tubular vials

I-BEAM LEVELS

- Robust engineered cross section
- Block vials provide durability and accuracy (0.0005"/in)
- V-groove base for accurate alignment on rounded surfaces and edges

PRODUCT #	LENGTH	# OF VIALS	MAGNETIC	WEIGHT
DWHT42151	24"	3	No	1.67 lbs
DWHT42163	24"	3	Yes	1.74 lbs
DWHT42166	48"	3	No	3.35 lbs
DWHT42167	48"	3	Yes	3.46 lbs
DWHT42169	72"	3	No	4.74 lbs
DWHT42170	78"	3	Yes	5.44 lbs



PREMIUM RAFTER SQUARES

- Stamped-in contrasting color graduations for better readability
- Extra-thick extruded aluminum body holds up to heavy-duty use, ideal for use as saw guide
- Large base helps provide better grip on materials
- Scribe line notches for marking rip cuts

PRODUCT #	LENGTH	MAGNETIC	WEIGHT
DWHT46031	7"	No	0.44 lbs
DWHT46032	12"	No	0.88 lbs



ALKALINE LASER LEVELS

CROSS LINE GREEN LASER

- Green Beam Laser Technology enhanced visibility and range when compared to traditional red lasers in long range interior applications and exterior applications
- Integrated Magnetic Bracket with 1/4" Thread rear-mounted magnets allow flush attachment to metal and steel track
- Full-Time Pulse Mode allows Use with Detector maintains full brightness for visibility and extends range
- Durable Design over-molded housing and IP54 debris/water resistance

PRODUCT #	INCLUDES	RANGE	ACCURACY	LASER CLASS
DW088CG	(3) AA Batteries, Ceiling Bracket, Blow Mold Case	Working Range 165' (with detector, not included)	+/- 1/8" @ 30'	II



CROSS LINE RED LASER

- Integrated Magnetic Bracket with 1/4" Thread rear-mounted magnets allow flush attachment to metal and steel track
- Full-Time Pulse Mode Allows Use with Detector maintains full brightness for visibility and extends range
- Durable Design over-molded housing and IP54 debris/water resistance

PRODUCT #	INCLUDES	RANGE	ACCURACY	LASER CLASS
DW088K	(3) AA Batteries, Ceiling Bracket, Blow Mold Case	Working Range 165' (with detector, not included)	+/- 1/8" @ 30'	II



CROSS LINE AND PLUMB SPOT LASER

- Projects Bright Crossing Horizontal and Vertical Lines self-leveling beams provide accurate plumb point transfer
- Integrated Magnetic Bracket with 1/4" Thread rear-mounted magnets allow flush attachment to metal and steel track
- Full-Time Pulse Mode Allows Use with Detector maintains full brightness for visibility and extends range
- Durable Design over-molded housing and IP54 debris/water resistance
- Locking Pendulum to help prevent damage to internal components during transportation

PRODUCT #	INCLUDES	RANGE	ACCURACY	LASER CLASS
DW0822	(3) AA Batteries, Ceiling Bracket, Blow Mold Case	Working Range 165' (with detector, not included)	+/- 1/8" @ 30'	II



360° LINE AND VERTICAL LINE LASER

- Simulates Functionality of Rotary Laser projects bright crossing self-leveling horizontal and vertical lines
- 1/4" and 5/8" Thread Mounts for versatility
- Full-Time Pulse Mode Allows Use with Detector maintains full brightness for visibility and extends range
- Durable Design over-molded housing and IP54 debris/water resistance
- Locking Pendulum to help prevent damage to internal components during transportation

PRODUCT #	INCLUDES	RANGE	ACCURACY	LASER CLASS
DW0811	(3) AA Batteries, Blow Mold Case, Vertical Adjustable Base	Working Range 165'	+/- 5/32" @ 30'	II



3 SPOT LINE LASER

- Micro Adjust Knob for precise alignment of self-leveling 90° intersecting lines over greater distances
- Integrated Magnetic Bracket with 1/4" Thread Rear-mounted magnets allow flush attachment to metal and steel track
- Full-Time Pulse Mode allows Use with Detector Maintains full brightness for visibility and extends range
- Durable Design Over-molded housing and IP54 debris/water resistance

PRODUCT #	INCLUDES	RANGE	ACCURACY	LASER CLASS
DW089K	(4) AA Batteries, Blow Mold Case, Ceiling Mount	Working Range 165' (with detector, not included)	+/- 1/8" @ 30'	II



*Visible range varies depending on light conditions

ALKALINE LASER LEVELS

3 SPOT LASER

- Single Lever Power Switch locks pendulum in the off position for added durability
- Focused Laser Beam keeps dot size small over longer distances for improved accuracy and visibility
- Integrated Magnetic Bracket with 1/4" Thread rear-mounted magnets allow flush attachment to metal and steel track
- Durable Design over-molded housing and IP54 debris/water resistance
- Locking Pendulum to help prevent damage to internal components during transportation

PRODUCT #	INCLUDES	RANGE	ACCURACY	LASER CLASS
DW083K	(4) AA Batteries, Blow Mold Case, Ceiling Mount	Working Range 165' (with detector, not included)	+/- 1/8" @ 30'	II



3 SPOT GREEN LASER

- Green Beam Laser Technology enhanced visibility and range when compared to traditional red lasers in long range interior applications and exterior applications
- Integrated Magnetic Bracket with 1/4" Thread rear-mounted magnets allow flush attachment to metal and steel track
- Durable Design over-molded housing and IP54 debris/water resistance
- Locking Pendulum to help prevent damage to internal components during transportation

PRODUCT #	INCLUDES	RANGE	ACCURACY	LASER CLASS
DW083CG	(4) AA Batteries, Blow Mold Case	Working Range 100'	+/- 1/8" @ 50'	II



3 SPOT LASER

- Integrated Magnetic Bracket with 1/4" Thread rear-mounted magnets allow flush attachment to metal and steel track
- Full-Time Pulse Mode Allows Use with Detector maintains full brightness for visibility and extends range
- Durable Design over-molded housing
- Raised Beam Housing for track clearance

PRODUCT #	INCLUDES	RANGE	ACCURACY	LASER CLASS
DW08301	(2) AA Batteries, Blow Mold Case	Working Range 100'	+/- 1/4" @ 30'	II



5 SPOT LASER

- Single Lever Power Switch locks pendulum in the off position for added durability
- Focused Laser Beam keeps dot size small over longer distances for improved accuracy and visibility
- Integrated Magnetic Bracket with 1/4" Thread rear-mounted magnets allow flush attachment to metal and steel track
- Durable Design over-molded housing and IP54 debris/water resistance
- Micro Adjust Knob for precise alignment of 90° intersecting lines over greater distances

PRODUCT #	INCLUDES	RANGE	ACCURACY	LASER CLASS
DW085K	(4) AA Batteries, Blow Mold Case	Working Range 100'	+/- 1/8" @ 50'	II



5 SPOT + HORIZONTAL LINE LASER

- Micro Adjust Knob for precise alignment of self-leveling 90° intersecting lines over greater distances
- Integrated Magnetic Bracket with 1/4" Thread Rear-mounted magnets allow flush attachment to metal and steel track
- Full-Time Pulse Mode allows Use with Detector Maintains full brightness for visibility and extends range
- Durable Design Over-molded housing and IP54 debris/water resistance

PRODUCT #	INCLUDES	RANGE	ACCURACY	LASER CLASS
DW0851	(3) AA Batteries, Blow Mold Case	Working Range 165' (Line) (with detector, not included)	+/- 1/8" @ 50'	II



12V MAX* LASER LEVELS

12V MAX* 5 SPOT GREEN LASER

- 12V MAX* Lithium-ion Rechargeable Battery Platform for long run time and the convenience of a rechargeable battery
- Green Beam Laser Technology enhanced visibility and range when compared to traditional red lasers in long range interior applications and exterior applications
- Integrated Magnetic Bracket with 1/4" and 5/8" Thread rear-mounted magnets allow flush attachment to metal and steel track
- Full-Time Pulse Mode Allows Use with Detector maintains full brightness for visibility and extends range
- Durable Design over-molded housing and IP65 debris/water resistance
- Locking Pendulum to help prevent damage to internal components during transportation



PRODUCT #	INCLUDES	RANGE	ACCURACY	LASER CLASS
DW085LG	TSTAK® Storage Case, 12V MAX* Battery, 12V MAX* Battery Charger, Enhancement Plate, Target Card, Enhancement Glasses	Working Range 150' (with detector, not included)	+/- 1/8" @ 30'	II

**12V MAX* battery sold separately

12V MAX* COMPATIBLE** 5 SPOT RED LASER

- 12V MAX* Lithium-ion Rechargeable Battery Platform Compatible** for long run time and the convenience of a rechargeable battery
- Integrated Magnetic Bracket with 1/4" and 5/8" Thread rear-mounted magnets allow flush attachment to metal and steel track
- Full-Time Pulse Mode Allows Use with Detector maintains full brightness for visibility and extends range
- Durable Design over-molded housing and IP65 debris/water resistance
- Locking Pendulum to help prevent damage to internal components during transportation



PRODUCT #	INCLUDES	RANGE	ACCURACY	LASER CLASS
DW085LR	TSTAK® Storage Case, AA Battery Starter Pack, (4) AA Batteries, Enhancement Plate, Target Card, Enhancement Glasses	Working Range 165' (with detector, not included)	+/- 1/8" @ 30'	II

12V MAX* 2 SPOT + CROSS LINE GREEN LASER

- 12V MAX* Lithium-ion Rechargeable Battery Platform for long run time and the convenience of a rechargeable battery
- Green Beam Laser Technology enhanced visibility and range when compared to traditional red lasers in long range interior applications and exterior applications
- Integrated Magnetic Bracket with 1/4" and 5/8" Thread rear-mounted magnets allow flush attachment to metal and steel track
- Full-Time Pulse Mode Allows Use with Detector maintains full brightness for visibility and extends range
- Durable Design over-molded housing and IP65 debris/water resistance
- Locking Pendulum to help prevent damage to internal components during transportation



PRODUCT #	INCLUDES	RANGE	ACCURACY	LASER CLASS
DW0822LG	TSTAK® Storage Case, 12V MAX* Battery, 12V MAX* Battery Charger, Enhancement Plate, Target Card, Enhancement Glasses	Working Range 150' (Dots) / 100' (Lines)	+/- 1/8" @ 30'	II

12V MAX* COMPATIBLE** 2 SPOT + CROSS LINE RED LASER

- 12V MAX* Lithium-ion Rechargeable Battery Platform Compatible** for long run time and the convenience of a rechargeable battery
- Integrated Magnetic Bracket with 1/4" and 5/8" Thread rear-mounted magnets allow flush attachment to metal and steel track
- Full-Time Pulse Mode Allows Use with Detector maintains full brightness for visibility and extends range
- Durable Design over-molded housing and IP65 debris/water resistance
- Locking Pendulum to help prevent damage to internal components during transportation



PRODUCT #	INCLUDES	RANGE	ACCURACY	LASER CLASS
DW0822LR	TSTAK® Storage Case, AA Battery Starter Pack, (4) AA Batteries, Enhancement Plate, Target Card, Enhancement Glasses	Working Range 100' (Dots) / 50' (Lines)	+/- 1/8" @ 30'	II

**12V MAX* battery sold separately

*Visible range varies depending on light conditions

**Maximum initial battery voltage (measured without a workload) is 12 volts. Nominal voltage is 10.8.

12V MAX* LASER LEVELS

12V MAX* 5 SPOT + CROSS LINE GREEN LASER

- 12V MAX* Lithium-ion Rechargeable Battery Platform for long run time and the convenience of a rechargeable battery
- Green Beam Laser Technology enhanced visibility and range when compared to traditional red lasers in long range interior applications and exterior applications
- Self-Leveling Cross Lines projects bright crossing horizontal and vertical lines for various leveling and layout applications
- Integrated Magnetic Bracket with 1/4" and 5/8" Thread rear-mounted magnets allow flush attachment to metal and steel track
- Full-Time Pulse Mode Allows Use with Detector maintains full brightness for visibility and extends range
- Durable Design over-molded housing and IP65 debris/water resistance
- Locking Pendulum to help prevent damage to internal components during transportation



PRODUCT #	INCLUDES	RANGE	ACCURACY	LASER CLASS
DW0825LG	TSTAK [®] Storage Case, 12V MAX* Battery, 12V MAX* Battery Charger, Enhancement Plate, Target Card, Enhancement Glasses	Working Range 150' (Dots) / 100' (Lines)	+/- 1/8" @ 30'	II

12V MAX* COMPATIBLE** 5 SPOT RED LASER

- 12V MAX* Lithium-ion Rechargeable Battery Platform Compatible** for long run time and the convenience of a rechargeable battery
- Self-Leveling Cross Lines projects bright crossing horizontal and vertical lines for various leveling and layout applications
- Integrated Magnetic Bracket with 1/4" and 5/8" Thread rear-mounted magnets allow flush attachment to metal and steel track
- Full-Time Pulse Mode Allows Use with Detector maintains full brightness for visibility and extends range
- Durable Design over-molded housing and IP65 debris/water resistance
- Locking Pendulum to help prevent damage to internal components during transportation



PRODUCT #	INCLUDES	RANGE	ACCURACY	LASER CLASS
DW0825LR	TSTAK [®] Storage Case, AA Battery Starter Pack, (4) AA Batteries, Enhancement Plate, Target Card, Enhancement Glasses	Working Range 100' (Dots) / 50' (Lines)	+/- 1/8" @ 30'	II

**12V MAX* battery sold separately

12V MAX* 2 SPOT + CROSS LINE GREEN LASER

- 12V MAX* Lithium-ion Rechargeable Battery Platform for long run time and the convenience of a rechargeable battery
- Green Beam Laser Technology enhanced visibility and range when compared to traditional red lasers in long range interior applications and exterior applications
- Self-Leveling Cross Lines projects bright crossing horizontal and vertical lines for various leveling and layout applications
- Integrated Magnetic Bracket with 1/4" and 5/8" Thread rear-mounted magnets allow flush attachment to metal and steel track
- Full-Time Pulse Mode Allows Use with Detector maintains full brightness for visibility and extends range
- Durable Design over-molded housing and IP65 debris/water resistance
- Locking Pendulum to help prevent damage to internal components during transportation



PRODUCT #	INCLUDES	RANGE	ACCURACY	LASER CLASS
DW088LG	TSTAK [®] Storage Case, 12V MAX* Battery, 12V MAX* Battery Charger, Integrated Magnetic Bracket	Working Range 165' (with detector, not included)	+/- 1/8" @ 30'	II

12V MAX* COMPATIBLE** 2 SPOT + CROSS LINE RED LASER

- 12V MAX* Lithium-ion Rechargeable Battery Platform for long run time and the convenience of a rechargeable battery
- Green Beam Laser Technology enhanced visibility and range when compared to traditional red lasers in long range interior applications and exterior applications
- Self-Leveling Cross Lines projects bright crossing horizontal and vertical lines for various leveling and layout applications
- Integrated Magnetic Bracket with 1/4" and 5/8" Thread rear-mounted magnets allow flush attachment to metal and steel track
- Full-Time Pulse Mode Allows Use with Detector maintains full brightness for visibility and extends range
- Durable Design over-molded housing and IP65 debris/water resistance
- Locking Pendulum to help prevent damage to internal components during transportation



PRODUCT #	INCLUDES	RANGE	ACCURACY	LASER CLASS
DW088LR	TSTAK [®] Storage Case, AA Battery Starter Pack, (4) AA Batteries, Integrated Magnetic Bracket, **12V MAX* battery sold separately	Working Range 165' (with detector, not included)	+/- 1/8" @ 30'	II

12V MAX* LASER LEVELS

12V MAX* 3 X 360° GREEN LASER

- 12V MAX* Lithium-ion Rechargeable Battery Platform for long run time and the convenience of a rechargeable battery
- Green Laser Technology enhanced visibility and range when compared to traditional red lasers in long range interior applications and exterior applications
- Three 360° Line Laser to Aid in Full Room Layout bright diodes increase visibility and projects bright crossing horizontal and vertical lines for various leveling and layout applications
- Projects Down Beam with Raised Clearance provides line visibility and alignment for wall track layout
- Integrated Magnetic Bracket with 1/4" and 5/8" Thread rear-mounted magnets allow flush attachment to metal and steel track
- Full-Time Pulse Mode Allows Use with Detector maintains full brightness for visibility and extends range
- Durable Design over-molded housing and IP65 debris/water resistance
- Locking Pendulum to help prevent damage to internal components during transportation

PRODUCT #	INCLUDES	RANGE	ACCURACY	LASER CLASS
DW089LG	TSTAK® Storage Case, 12V MAX* Battery, 12V MAX* Battery Charger, Target Card, Enhancement Glasses, Extended Ceiling Bracket, Detector Bracket	Working Range 165' (with detector, not included)	+/- 1/8" @ 30'	II



12V MAX* COMPATIBLE** 3 X 360° RED LASER

- 12V MAX* Lithium-ion Rechargeable Battery Platform Compatible** for long run time and the convenience of a rechargeable battery
- Three 360° Line Laser to Aid in Full Room Layout bright diodes increase visibility and projects bright crossing horizontal and vertical lines for various leveling and layout applications
- Projects Down Beam with Raised Clearance provides line visibility and alignment for wall track layout
- Integrated Magnetic Bracket with 1/4" and 5/8" Thread rear-mounted magnets allow flush attachment to metal and steel track
- Full-Time Pulse Mode Allows Use with Detector maintains full brightness for visibility and extends range
- Durable Design over-molded housing and IP65 debris/water resistance
- Locking Pendulum to help prevent damage to internal components during transportation

PRODUCT #	INCLUDES	RANGE	ACCURACY	LASER CLASS
DW089LR	TSTAK® Storage Case, AA Battery Starter Pack, (4) AA Batteries, Target Card, Enhancement Glasses, Extended Ceiling Bracket	Working Range 165' (with detector, not included)	+/- 1/8" @ 30'	II



**12V MAX* battery sold separately

12V MAX* 2 X 360° GREEN LASER

- 12V MAX* Lithium-ion Rechargeable Battery Platform for long run time and the convenience of a rechargeable battery
- Green Beam Laser Technology enhanced visibility and range when compared to traditional red lasers in long range interior applications and exterior applications
- Dual 360° Line Laser to Aid in Full Room Layout bright diodes increase visibility and projects bright crossing horizontal and vertical lines for various leveling and layout applications
- Projects Down Beam with Raised Clearance provides line visibility and alignment for wall track layout
- Integrated Magnetic Bracket with 1/4" and 5/8" Thread rear-mounted magnets allow flush attachment to metal and steel track
- Full-Time Pulse Mode Allows Use with Detector maintains full brightness for visibility and extends range
- Durable Design over-molded housing and IP65 debris/water resistance
- Locking Pendulum to help prevent damage to internal components during transportation

PRODUCT #	INCLUDES	RANGE	ACCURACY	LASER CLASS
DW0811LG	TSTAK® Storage Case, 12V MAX* Battery, 12V MAX* Battery Charger, Target Card, Enhancement Glasses, Extended Ceiling Bracket, Magnetic Enhancement Plate	Working Range 165' (with detector not included)	+/- 1/8" @ 30'	II



12V MAX* COMPATIBLE** 2 X 360° RED LASER

- 12V MAX* Lithium-ion Rechargeable Battery Platform Compatible** for long run time and the convenience of a rechargeable battery
- Dual 360° Line Laser to Aid in Full Room Layout bright diodes increase visibility and projects bright crossing horizontal and vertical lines for various leveling and layout applications
- Projects Down Beam with Raised Clearance provides line visibility and alignment for wall track layout
- Integrated Magnetic Bracket with 1/4" and 5/8" Thread rear-mounted magnets allow flush attachment to metal and steel track
- Full-Time Pulse Mode Allows Use with Detector maintains full brightness for visibility and extends range
- Durable Design over-molded housing and IP65 debris/water resistance
- Locking Pendulum to help prevent damage to internal components during transportation

PRODUCT #	INCLUDES	RANGE	ACCURACY	LASER CLASS
DW0811LR	TSTAK® Storage Case, AA Battery Starter Pack, (4) AA Batteries, Target Card, Enhancement Glasses, Extended Ceiling Bracket, Magnetic Enhancement Plate	Working Range 165' (with detector not included)	+/- 1/8" @ 30'	II



**12V MAX* battery sold separately

*Visible range varies depending on light conditions

*Maximum initial battery voltage (measured without a workload) is 12 volts. Nominal voltage is 10.8.

ROTARY LASERS

20V MAX* ROTARY RED LASER

- 20V MAX* Lithium-ion Battery Platform for long run time and the convenience of rechargeable batteries
- Dual 360° Line Laser to Aid in Full Room Layout bright diodes offer great visibility and projects bright crossing horizontal and vertical lines for various leveling and layout applications
- Removable 5/8" Thread Adaptor with Side and Bottom Ports
 - Allows for the unit to attach both horizontally and vertically to a tripod or bracket
 - Dual Orientation can be used both vertically and horizontally
- Durable Design over-molded handles, 2 meters drop protection and IP67 debris/water resistance



PRODUCT #	INCLUDES	RANGE	ACCURACY	LASER CLASS
DW079LR	Detector, 5/8" Tripod Adaptor, TSTAK [®] Storage Case, 20V MAX* Battery, 20V MAX* Charger, Target Card, Enhancement Glasses, Ceiling Bracket, Detector Bracket	Working Range 200' visible + 2000' (with detector)	+/- 1/16" @ 100'	3R

20V MAX* ROTARY GREEN LASER

- 20V MAX* Lithium-ion Battery Platform for long run time and the convenience of rechargeable batteries
- Dual 360° Line Laser to Aid in Full Room Layout bright diodes offer great visibility and projects bright crossing horizontal and vertical lines for various leveling and layout applications
- Removable 5/8" Thread Adaptor with Side and Bottom Ports
 - Allows for the unit to attach both horizontally and vertically to a tripod or bracket
 - Dual Orientation can be used both vertically and horizontally
- Durable Design over-molded handles, 2 meters drop protection and IP67 debris/water resistance



PRODUCT #	INCLUDES	RANGE	ACCURACY	LASER CLASS
DW079LG	Detector, 5/8" Tripod Adaptor, TSTAK [®] Storage Case, 20V MAX* Battery, 20V MAX* Charger, Target Card, Enhancement Glasses, Ceiling Bracket, Detector Bracket	Working Range 250' visible + 2000' (with detector)	+/- 1/16" @ 100'	3R

20V MAX* ROTARY RED LASER

- 20V MAX* Lithium-ion Battery Platform for long run time and the convenience of rechargeable batteries
- Dual Orientation Can Be Used Both Vertically and Horizontally
- Removable 5/8" Thread Adaptor with Side and Bottom Ports allows for the unit to attach both horizontally and vertically to a tripod or bracket
- Durable Design over-molded handles, 2 meters drop protection and IP54 debris/water resistance



PRODUCT #	INCLUDES	RANGE	ACCURACY	LASER CLASS
DW074LR	12V MAX*/20V MAX* Charger, 2 Ah 20V MAX* Battery, Detector, Ceiling Bracket, Enhancement Glasses & Target Card	Working Range 150' visible + 1500' (with detector)	+/- 1/8" @ 100'	3R

INTERIOR/ EXTERIOR ROTARY LASER KIT

- Horizontal Self-Leveling for quick and easy set-up
- Protected Rotary Head and Weatherproof Design for interior and exterior job-site durability
- Standby Mode allows the user to pause the laser while transitioning from horizontal to vertical



PRODUCT #	INCLUDES	RANGE	ACCURACY	LASER CLASS
DW074LR	Digital Laser Detector, Wall Mount, Target Card, (2) D-Size Alkaline Batteries	Working Range 150' visible + 1500' (with detector)	+/- 1/8" @ 100'	3R

ALSO AVAILABLE:

DW079LRB 20V MAX* Rotary Red Laser - Bare Tool
Includes: (1) DW079LR

DW079LGB 20V MAX* Rotary Green Laser - Bare Tool
Includes: (1) DW079LG

DW079LRT 20V MAX* Rotary Red Laser with Tripod
Includes: (1) DW079LR, (1) DW0737

DW079LGT 20V MAX* Rotary Green Laser with Tripod
Includes: (1) DW079LG, (1) DW0737

DW079LRTR 20V MAX* Rotary Red Laser with Tripod and Rod
Includes: (1) DW079LR, (1) DW0737, (1) DW0734

DW079LGTR 20V MAX* Rotary Green Laser with Tripod and Rod
Includes: (1) DW079LG, (1) DW0737, (1) DW0734

DW074LRB 20V MAX* Rotary Red Laser - Bare Tool
Includes: (1) DW074LR

DW074LRT 20V MAX* Rotary Red Laser with Tripod
Includes: (1) DW074LR, (1) DW0737

DW074LRTR 20V MAX* Rotary Red Laser with Tripod and Rod
Includes: (1) DW074LR, (1) DW0737, (1) DW0734

* Maximum initial battery voltage (measured without a workload) is 20 volts. Nominal voltage is 18.

LASER DISTANCE MEASURERS

30' POCKET LASER DISTANCE MEASURER

- Lithium-ion rechargeable battery, USB charging cable included
- Over-molded housing for a secure grip and drop protection
- One button turns the unit on/off and captures linear measurements
- Wrist Strap Connection for carrying convenience, wrist strap included

PRODUCT #	INCLUDES	RANGE	ACCURACY	LASER CLASS
DW030PL	USB Charging Cable, Wrist Strap	Working Range 30'	+/- 1/4" @ 30'	2



55' LASER DISTANCE MEASURER

- Black Backlit LCD Screen for visibility in various lighting conditions
- Durable Design over-molded housing for a secure grip and drop protection
- One line of historical measurements for convenient reference to the last measurement
- One button turns the unit on/off and captures linear measurements
- Wrist Strap Connection for carrying convenience, wrist strap not included

PRODUCT #	INCLUDES	RANGE	ACCURACY	LASER CLASS
DW055E	(2) AAA Batteries	Working Range 55'	+/- 1/8" @ 30'	2



65' LASER DISTANCE MEASURER

- Black Backlit LCD Screen for visibility in various lighting conditions
- Durable Design over-molded housing for a secure grip and drop protection
- Three lines of historical measurements for convenient reference to the last measurements
- Continuous Measurement Function finds distance from a target quickly and easily
- Wrist Strap Connection for carrying convenience, wrist strap not included

PRODUCT #	INCLUDES	RANGE	ACCURACY	LASER CLASS
DW065E	(2) AAA Batteries	Working Range 65'	+/- 1/8" @ 30'	2



100' LASER DISTANCE MEASURER

- Black Backlit LCD Screen for visibility in various lighting conditions
- Durable Design over-molded housing for a secure grip and drop protection
- Three lines of historical measurements for convenient reference to the last measurements
- Three Measurement Units easily change between feet, inches, and meters
- Continuous Measurement Function finds distance from a target quickly and easily
- Distance, Area, and Volume Calculation for ease of use
- +/- Function for adding or subtracting measurements
- Wrist Strap Connection for carrying convenience, wrist strap not included

PRODUCT #	INCLUDES	RANGE	ACCURACY	LASER CLASS
DW099E	(2) AAA Batteries	Working Range 55'	+/- 3/32" @ 30'	2



100' BLUETOOTH® ENABLED LASER DISTANCE MEASURER

- Bluetooth® Enabled using the Tool Connect™ App allows users to view and store measurements as well as mark up and save reference photos
- Black Backlit LCD Screen for visibility in various lighting conditions
- Durable Design over-molded housing for a secure grip and drop protection
- Three lines of historical measurements for convenient reference to the last measurements
- Three Measurement Units easily change between feet, inches, and meters
- Continuous Measurement Function finds distance from a target quickly and easily
- Distance, Area, and Volume Calculation for ease of use
- +/- Function for adding or subtracting measurements
- Wrist Strap Connection for carrying convenience, wrist strap not included

PRODUCT #	INCLUDES	RANGE	ACCURACY	LASER CLASS
DW099S	(2) AAA Batteries	Working Range 65'	+/- 3/32" @ 30'	2



LASER DISTANCE MEASURERS

165' LASER DISTANCE MEASURER

- Historical Measurements memory stores last five measurements
- Wrist Strap Connection for carrying convenience, wrist strap not included
- Durable Design over-molded housing for a secure grip and drop protection
- Area and Volume Calculation for ease of use
- +/- Function for adding or subtracting measurements

PRODUCT #	INCLUDES	RANGE	ACCURACY	LASER CLASS
DW03050	(2) AAA Batteries	Working Range 165'	+/- 1/16"	2



330' LASER DISTANCE MEASURER

- Black Backlit LCD Screen for visibility in various lighting conditions
- Historical Measurements memory stores last 20 measurements
- Durable Design over-molded housing for a secure grip and drop protection
- Area and Volume Calculation for ease of use
- +/- Function for adding or subtracting measurements
- Three Measurement Units easily change between feet, inches, and meters
- Indirect Height Measurement uses Pythagoras to measure distances even when point A and/or point B isn't accessible for linear measurement
- Wrist Strap Connection for carrying convenience, wrist strap not included

PRODUCT #	INCLUDES	RANGE	ACCURACY	LASER CLASS
DW055E	(2) AAA Batteries	Working Range 330'	+/- 1/16" @ 30'	2



NON-POWERED LASER LEVELS

20X BUILDERS LEVEL

- 360° Horizontal Circle With Veneer Scale for precise measuring of horizontal angles
- Protected Leveling Vial for job-site durability
- Heavy-Duty Leveling Base fast and easy to set up and level

PRODUCT #	INCLUDES	RANGE	ACCURACY	MAGNIFICATION
DW090K	Blow Mold Case	100'	+/- 1/4" @ 100'	20X
DW090PK	Aluminum Tripod with Quick Adjust Legs, 8' Aluminum Grade Rod (Feet-Inches-Eighths)	100'	+/- 1/4" @ 100'	20X



20X TRANSIT LEVEL KIT

- 360° Horizontal Circle With Veneer Scale for precise measuring of horizontal angles
- Protected Leveling Vial for job-site durability
- Heavy-Duty Leveling Base fast and easy to set up and level
- Transit Capability allows user to determine vertical angles

PRODUCT #	INCLUDES	RANGE	ACCURACY	MAGNIFICATION
DW092PK	Aluminum Tripod with Quick Adjust Legs, 8' Aluminum Grade Rod (Feet-Inches-Eighths)	200'	+/- 1/4" @ 100'	20X



26X AUTO LEVEL KIT

- 360° Horizontal Circle With Veneer Scale for precise measuring of horizontal angles
- Protected Leveling Vial for job-site durability
- Heavy-Duty Leveling Base fast and easy to set up and level
- Magnetically Dampened Compensator for easy set-up with optimum range and accuracy

PRODUCT #	INCLUDES	RANGE	ACCURACY	MAGNIFICATION
DW096PK	Aluminum Tripod with Quick Adjust Legs, 8' Aluminum Grade Rod (Feet-Inches-Eighths)	300'	+/- 1/32" @ 100'	26X



LASER LEVEL ACCESSORIES

1/4" MOUNTING POLE

- Robust platform, locking mechanism and sections for jobsite durability
- 360° mounting platform rotation for easy laser positioning after pole is set
- Compatible with all with 1/4" thread – lasers



PRODUCT #	DESCRIPTION	HEIGHT (OPENED)	HEIGHT (CLOSED)	WEIGHT
DW0882	Laser Pole	10'	30" (folded)	4.41 lbs

1/4" TRIPOD

- 1/4" x 20 mounting threads
- Quick release legs for fast set up
- Compatible with all 1/4" thread – lasers and laser distance measurers



PRODUCT #	DESCRIPTION	HEIGHT (OPENED)	HEIGHT (CLOSED)	WEIGHT
DW0881	1/4" Tripod (carrying case included)	69"	24"	2.21 lbs

HEAVY-DUTY TRIPODS

- Industry standard 5/8" x 11 mounting threads, flat head design
- Quick release legs for fast and easy set up
- Lightweight, durable aluminum construction
- Pointed steel feet are stable on any terrain
- Built-in strap for easy transport



DW0736
Heavy-Duty Tripod

DW0737
Heavy-Duty Tripod

PRODUCT #	DESCRIPTION	HEIGHT (OPENED)	HEIGHT (CLOSED)	WEIGHT
DW0736	Heavy-Duty Tripod (carrying case not included)	68"	42"	12.00 lbs
DW0737	Heavy-Duty Tripod (carrying case not included)	60"	38"	8.65 lbs

LASER ENHANCEMENT GLASSES

- Increase visibility of red beam lasers
- Provide additional assistance with outdoor and long distance alignment



PRODUCT #	DESCRIPTION	WEIGHT
DW0714	Red Laser Enhancement Glasses	0.51 lbs
DW0714G	Green Laser Enhancement Glasses	0.51 lbs

LASER TARGET CARD

- Aids in locating the laser by enhancing the visibility of the beam
- Magnetic base for attaching to ceiling grid or steel studs



PRODUCT #	DESCRIPTION	WEIGHT
DW0730	Red Laser Target Card	0.08 lbs
DW0730G	Green Laser Target Card	0.08 lbs

LASER LEVEL ACCESSORIES

LINE LASER DETECTOR

- Detects laser line beam indoors and out
- Front and rear LCD displays for easy viewing
- Top mounted magnets for attachment to ceiling track or steel studs
- Quick release clamp
- Audible signal with adjustable volume control - high, low, mute

PRODUCT #	COMPATIBILITY	RANGE	ACCURACY	WEIGHT
DW0892R (RED)	DW088K, DW089K, DW0851, DW0811, DW0822	165'	+/- 1/8"	1.25 lbs
DW0892G (GREEN)	DW085LG, DW0822LG, DW0825LG, DW088LG, DW089LG, DW0811LG	165'	+/- 1/8"	1.25 lbs



ROTARY LASER DETECTOR

- Consistent accuracy, near and far performs regardless of beam size
- Front and rear LCD displays for easy viewing
- Heavy-duty clamp for jobsite durability
- Audible signal with adjustable volume control – high, low, mute

PRODUCT #	COMPATIBILITY	RANGE	ACCURACY	WEIGHT
DW0772	DW074, DW079	1000'	+/- 1/8"	1.25 lbs



CONSTRUCTION GRADE ROD

















- Lightweight, durable aluminum construction
- 4 telescoping sections
- Scale on back side for quick overall height measurements





















PRODUCT #	DESCRIPTION	LENGTH	MARKINGS	WEIGHT
DW0734	Construction Grade Rod	13'	ft/in/8ths	4.00 lbs



LASER SELECTION

		Green Beam	Full-Time Pulse Mode	Integrated Bracket	Detector Compatible	Rechargeable Battery	# Lines	# Spots	Pro Grade Accuracy (1/8" @ 30' Or Better)	Range	Plumbing	Electrical	Masonry	Framing	General Contractor	Finish Work	Installation	Flooring/Tile
ALKALINE	DW088CG		✓	✓	✓	✓	2	-	1/8" @ 30'	165'''			✓	✓	✓	✓	✓	✓
	DW088K			✓	✓	✓	2	-	1/8" @ 30'	165'''			✓	✓	✓	✓	✓	✓
	DW0822			✓	✓	✓	2	2	1/8" @ 30'	165'''		✓	✓	✓	✓	✓	✓	✓
	DW0811			✓		✓	2	-	5/32" @ 30'	165'''			✓	✓	✓	✓	✓	✓
	DW089K			✓	✓	✓	3	-	1/8" @ 30'	165'''			✓	✓	✓	✓	✓	✓
	DW083K				✓		-	3	1/8" @ 50'	150'	✓	✓			✓		✓	
	DW083CG		✓		✓		-	3	1/8" @ 50'	100'	✓	✓		✓				
	DW08301				✓		-	3	1/4" @ 30'	100'	✓	✓		✓				
	DW085K				✓		-	5	1/8" @ 50'	100'	✓	✓			✓		✓	
	DW0851			✓	✓	✓	1	5	1/8" @ 50'	100'	✓	✓		✓	✓	✓	✓	✓
12V MAX* / 12V MAX* COMPATIBLE	DW085LG		✓	✓	✓	✓	-	5	1/8" @ 30'	150'	✓	✓			✓			
	DW085LR			✓	✓	✓	-	5	1/8" @ 30'	100'	✓	✓			✓			
	DW0822LG		✓	✓	✓	✓	2	2	1/8" @ 30'	150' Dots / 100' Lines 165'''	✓	✓	✓	✓	✓	✓	✓	✓
	DW0822LR			✓	✓	✓	2	2	1/8" @ 30'	100' Dots / 50' Lines 165'''	✓	✓	✓	✓	✓	✓	✓	✓
	DW0825LG		✓	✓	✓	✓	2	5	1/8" @ 30'	150' Dots / 100' Lines 165'''	✓	✓	✓	✓	✓	✓	✓	✓
	DW0825LR			✓	✓	✓	2	5	1/8" @ 30'	100' Dots / 50' Lines 165'''	✓	✓	✓	✓	✓	✓	✓	✓

LASER SELECTION

			Green Beam	Full-Time Pulse Mode	Integrated Bracket	Detector Compatible	Rechargeable Battery	# Lines	# Spots	Area + Volume	Pythagoras	Pro Grade Accuracy (1/8" @ 30' Or Better)	Range	Plumbing	Electrical	Masonry	Framing	General Contractor	Excavation	Finish Work	Installation	Estimations		
12V MAX* / 12V MAX* COMPATIBLE	DW088LG		✓	✓	✓	✓	✓	2	-			1/8" @ 30'	165' ^{**}			✓	✓	✓		✓	✓			
	DW088LR			✓	✓	✓		2	-			1/8" @ 30'	165' ^{**}			✓	✓	✓		✓	✓			
	DW089LG		✓	✓	✓	✓	✓	3	-			1/8" @ 30'	165' ^{**}	✓	✓	✓	✓	✓			✓	✓		
	DW089LR			✓	✓	✓		3	-			1/8" @ 30'	165' ^{**}	✓	✓	✓	✓				✓	✓		
	DW0811LG		✓	✓	✓	✓	✓	2	-				1/8" @ 30'	165' ^{**}	✓	✓	✓	✓				✓	✓	
	DW0811LR			✓	✓	✓		2	-				1/8" @ 30'	165' ^{**}	✓	✓	✓	✓				✓	✓	
ROTARY	DW079LR			✓		✓	✓	1	2			1/16" @ 100'	2000' ^{**}				✓	✓	✓	✓	✓	✓	✓	
	DW079LG		✓	✓		✓	✓	1	2			1/16" @ 100'	2000' ^{**}			✓	✓	✓	✓	✓	✓	✓	✓	
	DW074LR			✓		✓	✓	1	1			1/8" @ 100'	1500' ^{**}			✓	✓	✓	✓	✓	✓	✓	✓	
	DW074KD			✓		✓		1	1			1/4" @ 100'	600' ^{**}			✓	✓	✓	✓	✓	✓	✓	✓	
LASER DISTANCE MEASURERS	DW030PL						✓		1			1/4" @ 30'	30'	✓	✓			✓					✓	
	DW055E								1			1/8" @ 30'	55'	✓	✓			✓					✓	
	DW065E								1	✓		1/8" @ 30'	65'	✓	✓			✓					✓	
	DW099E								1	✓		3/32" @ 30'	100'	✓	✓			✓					✓	
	DW099S								1	✓		1/8" @ 30'	100'	✓	✓			✓					✓	
	DW03050								1	✓		1/16"	165'	✓	✓			✓					✓	
DW03101								1	✓	✓	1/8" @ 30'	330'	✓	✓			✓					✓		

**WITH DETECTOR, NOT INCLUDED

SCREWDRIVERS

SLOTTED SCREWDRIVERS

- Through hole handle can be used for added safety
- Sandblasted tip for improved grip in fasteners
- Molded tip identification that will withstand wear and tear
- Bi-material quad lobe handle provide comfort and maximum tip torque



PRODUCT #	TIP SIZE	SHANK LENGTH	SHANK TYPE	BOLSTER	OVERALL LENGTH	WEIGHT
DWHT60453	1/4"	4"	Round	No	8-1/2"	0.22 lbs
DWHT60454	1/4"	4"	Round	Yes	8-1/2"	0.22 lbs
DWHT60455	1/4"	1-1/2" (stubby)	Round	No	3-29/32"	0.10 lbs
DWHT60456	5/16"	6"	Round	No	10-3/4"	0.32 lbs
DWHT60457	3/8"	8"	Round	No	12-3/4"	0.49 lbs
DWHT60458	3/8"	8"	Round	Yes	12-3/4"	0.49 lbs

SLOTTED Screwdriver Set	# OF PIECES IN SET	INCLUDES	DESCRIPTION
DWHT60441	5 Screwdrivers	DWHT60450 DWHT60451 DWHT60454 DWHT60456 DWHT60458	Cabinet 1/8" Cabinet 3/16" Slotted 1/4" Bolster Slotted 5/16" Slotted 3/8" Bolster



ASME B107.600-2008

PHILLIPS SCREWDRIVERS

- Through hole handle can be used for added safety
- Sandblasted tip for improved grip in fasteners
- Molded tip identification that will withstand wear and tear
- Bi-material quad lobe handle provide comfort and maximum tip torque



PRODUCT #	TIP SIZE	SHANK LENGTH	SHANK TYPE	BOLSTER	OVERALL LENGTH	WEIGHT
DWHT60443	PH0	3"	Round	No	6-5/16"	0.07 lbs
DWHT60444	PH1	3"	Round	No	7-3/32"	0.14 lbs
DWHT60445	PH2	4"	Round	No	8-1/2"	0.21 lbs
DWHT60446	PH2	4"	Round	Yes	8-1/2"	0.22 lbs
DWHT60447	PH3	1-1/2" (stubby)	Round	No	3-29/32"	0.10 lbs
DWHT60448	PH3	6"	Round	No	10-3/4"	0.34 lbs
DWHT60449	PH3	6"	Round	Yes	10-3/4"	0.34 lbs

PHILLIPS Screwdriver Set	# OF PIECES IN SET	INCLUDES	DESCRIPTION
DWHT60440	5 Screwdrivers	DWHT60443 DWHT60444 DWHT60446 DWHT60447 DWHT60449	PH0 PH1 SPH2 Bolster PH2 Stubby PH3 Bolster



ASME B107.600-2008

CABINET SCREWDRIVERS

- Through hole handle can be used for added safety
- Sandblasted tip for improved grip in fasteners
- Molded tip identification that will withstand wear and tear
- Bi-material quad lobe handle provide comfort and maximum tip torque



PRODUCT #	TIP SIZE	SHANK LENGTH	SHANK TYPE	BOLSTER	OVERALL LENGTH	WEIGHT
DWHT60450	1/8"	4"	Round	No	7-5/16"	0.07620979 lbs
DWHT60451	3/16"	4"	Round	No	8-3/32"	0.15121936 lbs
DWHT60452	1/4"	4"	Round	No	8-1/2"	0.220653733 lbs

ASME B107.600-2008

STUBBY SCREWDRIVERS

- Through hole handle can be used for added safety
- Sandblasted tip for improved grip in fasteners
- Molded tip identification that will withstand wear and tear
- Bi-material quad lobe handle provide comfort and maximum tip torque

STUBBY Screwdriver Set	# OF PIECES IN SET	INCLUDES	DESCRIPTION
DWHT60442	2 Screwdrivers	DWHT60447 DWHT60455	PH2 Stubby Slotted 1/4" Stubby



SCREWDRIVERS

TORX[®] SCREWDRIVERS

- Through hole handle can be used for added safety
- Sandblasted tip for improved grip in fasteners
- Molded tip identification that will withstand wear and tear
- Bi-material quad lobe handle provide comfort and maximum tip torque



PRODUCT #	TIP SIZE	SHANK LENGTH	SHANK TYPE	BOLSTER	OVERALL LENGTH	WEIGHT
DWHT60052	T8	3-1/4"	Round	No	7-11/32"	0.15 lbs
DWHT60053	T10	3-1/2"	Round	No	7-19/32"	0.15 lbs
DWHT60054	T15	3-1/2"	Round	No	7-19/32"	0.15 lbs
DWHT60055	T20	3-1/2"	Round	No	7-19/32"	0.15 lbs
DWHT60056	T25	3-1/2"	Round	No	7-19/32"	0.15 lbs
DWHT60057	T27	4"	Round	No	8-1/2"	0.22 lbs
DWHT60058	T30	4"	Round	No	8-1/2"	0.22 lbs
DWHT60059	T40	6"	Round	No	10-3/4"	0.34 lbs

TORX [®] Screwdriver Set	# OF PIECES IN SET	INCLUDES	DESCRIPTION
DWHT60051	8 Screwdrivers	DWHT60052 DWHT60053 DWHT60054 DWHT60055 DWHT60056 DWHT60057 DWHT60058 DWHT60059	T8 T10 T15 T20 T25 T27 T30 T40



ASME B107.600-2008

Torx[®] is a trademark of Acument Intellectual Properties, LLC

SQUARE TIP SCREWDRIVERS

- Through hole handle can be used for added safety
- Sandblasted tip for improved grip in fasteners
- Molded tip identification that will withstand wear and tear
- Bi-material quad lobe handle provide comfort and maximum tip torque



PRODUCT #	TIP SIZE	SHANK LENGTH	SHANK TYPE	BOLSTER	OVERALL LENGTH	WEIGHT
DWHT60066	#1	4"	Round	No	8-3/32"	0.15 lbs
DWHT60067	#2	5"	Round	No	9-3/32"	0.16 lbs
DWHT60068	#3	5"	Round	No	9-3/32"	0.16 lbs

SQUARE TIP Screwdriver Set	# OF PIECES IN SET	INCLUDES	DESCRIPTION
DWHT60065	3 Screwdrivers	DWHT60066 DWHT60067 DWHT60068	Square #1 Square #2 Square #3



COMBINATION SCREWDRIVER SETS

- Through hole handle can be used for added safety
- Sandblasted tip for improved grip in fasteners
- Molded tip identification that will withstand wear and tear
- Bi-material quad lobe handle provide comfort and maximum tip torque

PRODUCT #	# OF PIECES IN SET	INCLUDES	DESCRIPTION
DWHT60117	6 Screwdrivers	DWHT60444	PH1
		DWHT60446	PH2 Bolster
		DWHT60450	Cabinet 1/8"
		DWHT60451	Cabinet 3/16"
		DWHT60454	Slotted 1/4" Bolster
		DWHT60458	Slotted 3/8" Bolster

PRODUCT #	# OF PIECES IN SET	INCLUDES	DESCRIPTION
DWHT60438	4 SMALL Screwdrivers	DWHT60444	PH1
		DWHT60450	Cabinet 1/8"
		DWHT60451	Cabinet 3/16"
		DWHT60452	Cabinet 1/4"

PRODUCT #	# OF PIECES IN SET	INCLUDES	DESCRIPTION
DWHT60439	4 LARGE Screwdrivers	DWHT60446	PH2 Bolster
		DWHT60451	Cabinet 3/16"
		DWHT60454	Slotted 1/4" Bolster
		DWHT60458	Slotted 3/8" Bolster



SCREWDRIVERS

71 PIECE 1/4" MULTI-BIT SCREWDRIVER/ NUT DRIVER SET

- Lockable Stacking Case
- Exceeds ANSI Specifications
- Durable Transparent Lid
- Vinyl Grip Multi Grip Bit Driver



Torx® is a trademark of Acument Intellectual Properties, LLC

PRODUCT #	INCLUDES				
DWM73808	4 mm Nut Driver Bit	5/16" Nut Driver Bit	Robertson #2 Bit	3/16" Hex Bit	6 mm Flat Bit
	5 mm Nut Driver Bit	11/32" Nut Driver Bit	Robertson #3 Bit	7/32" Hex Bit	6.5 mm Flat Bit
	5.5 mm Nut Driver Bit	3/8" Nut Driver Bit	Phillips #1 Bit	1/4" Hex Bit	7 mm Flat Bit
	6 mm Nut Driver Bit	7/16" Nut Driver Bit	Phillips #2 Bit	Pozi Drive #1 Bit	T10 Tamperproof Torx® Bit
	7 mm Nut Driver Bit	1/2" Nut Driver Bit	Phillips #3 Bit	Pozi Drive #2 Bit	T15 Tamperproof Torx® Bit
	8 mm Nut Driver Bit	T6 Torx® Bit	2.5 mm Hex Bit	Pozi Drive #3 Bit	T20 Tamperproof Torx® Bit
	9 mm Nut Driver Bit	T7 Torx® Bit	3mm Hex Bit	1/8" Flat Bit	T25 Tamperproof Torx® Bit
	10 mm Nut Driver Bit	T8 Torx® Bit	4 mm Hex Bit	5/32" Flat Bit	T27 Tamperproof Torx® Bit
	11 mm Nut Driver Bit	T9 Torx® Bit	5 mm Hex Bit	3/16" Flat Bit	1/4" Drive Socket Adapter
	12 mm Nut Driver Bit	T10 Torx® Bit	5.5 mm Hex Bit	7/32" Flat Bit	Vinyl Grip Multi Driver
	5/32" Nut Driver Bit	T15 Torx® Bit	6 mm Hex Bit	1/4" Flat Bit	
	3/16" Nut Driver Bit	T20 Torx® Bit	7 mm Hex Bit	3mm Flat Bit	
	7/32" Nut Driver Bit	T25 Torx® Bit	3/32" Hex Bit	4 mm Flat Bit	
	1/4" Nut Driver Bit	T27 Torx® Bit	1/8" Hex Bit	5 mm Flat Bit	
	9/32" Nut Driver Bit	Robertson #1 Bit	5/32" Hex Bit	5.5 mm Flat Bit	


VINYL GRIP SCREWDRIVERS

- Color-coded handle with tip ID for easy selection
- Cold-formed black oxide tip for precise fit in fasteners
- Chrome-plated bar for corrosion resistance
- Comfortable vinyl grip handles

PRODUCT #	TIP STYLES	TIP SIZE	BAR LENGTH	BOLSTER	WEIGHT
DWHT66368	Standard Stubby	1/4"	1-1/2"	No	0.14 lbs
DWHT66369	Phillips Stubby	2 pt	1-1/2"	No	0.14 lbs
DWHT66382	Standard	3/16"	3"	Yes	0.19 lbs
DWHT66383	Standard	1/4"	4"	Yes	0.28 lbs
DWHT66391	Cabinet	3/16"	3"	No	0.21 lbs
DWHT66396	Phillips	1 pt	3"	No	0.19 lbs
DWHT66397	Phillips	2 pt	4"	No	0.28 lbs
DWHT66399	Phillips	3 pt	6"	No	0.40 lbs
DWHT66422	Square	2 pt	5"	No	0.24 lbs

Vinyl Grip Screwdriver Sets

PRODUCT #	# OF PIECES IN SET	TIP STYLES	TIP SIZE	BAR LENGTH	BOLSTER	WEIGHT
DWHT66416	4 Screwdrivers	Standard	1/4"	4"	Yes	1.01 lbs
		Phillips	2 pt	4"	No	
		Square	1 pt, 2 pt	4", 5"	No	
DWHT66496	6 Screwdrivers	Standard	1/4", 5/16"	4", 6"	Yes	1.90 lbs
		Cabinet	3/16"	6"	No	
		Phillips	1 pt, 2 pt, 3 pt	3", 4", 6"	No	
		Standard	1/4", 1/4", 5/16"	1-1/2", 4", 6"	Yes	
DWHT66409	8 Screwdrivers 1 Tool Roll	Standard	1/4", 1/4", 5/16"	1-1/2", 4", 6"	Yes	2.83 lbs
		Cabinet	3/16"	6"	No	
		Phillips	1 pt, 2 pt, 2 pt, 3 pt	3", 1-1/2", 4", 6"	No	



DEMO DRIVERS

- Steel core transfers force directly from strike cap to tip
- Shatter-resistant cellulose acetate handle tested under heavy load and extreme temperature
- Color-coded handle for easy selection from tool pouch

PRODUCT #	# OF PIECES IN SET	TIP STYLES	TIP SIZE	BAR LENGTH	WEIGHT
DWHT67530	2	Standard	5/16"	5-1/8"	0.92 lbs
		Phillips	2 pt	5-1/8"	



RATCHETING SCREWDRIVER

- Internal bit storage holds up to 12 bits
- Heavy-duty ratchet mechanism for high torque applications
- Removable bar can also be used in power drills

PRODUCT #	# OF PIECES IN SET	BIT STYLES INCLUDED	WEIGHT
DWHT69233	12 Bits 1 Driver	Standard - 3/16", 1/4", 5/16" Phillips - 1 pt, 2 pt, 3 pt Square - 1 pt, 2 pt, 3 pt Star - S10, S15, S25	0.72 lbs



SCREWDRIVERS

MAXFIT™ 6-WAY MULTI-BIT SCREWDRIVER

- 6-way design for quick change out of bits and storage of unused bits
- Torsion zone flexes to reduce cam-out
- Bi-material ergonomic quad-lobe handle design for comfort and maximum torque
- Slotted hex bolster allows for additional leverage with a wrench and drives hooks and other non-conventional fasteners
- Magnetic screw lock starts screws easily, eliminates wobble and dropped screws

PRODUCT #	# OF PIECES IN SET	TIP STYLES	TIP SIZE	LENGTH	SHANK TYPE
DWHT66569	6	Phillips and Standard	1 PT Phillips, 2 PT Phillips, 3/16" Standard, 1/4" Standard, 1/4" Nut Driver	6.25"/158.7mm	Round



TELESCOPING RATCHETING MULTI-BIT SCREWDRIVER

- Magnetic bit holder that secures bits during operation
- Bi-material ergonomic quad-lobe handle design for comfort and maximum torque
- 45-tooth premium ratcheting mechanism allows for smooth and consistent movement
- Telescoping bar provides the right amount of length when needed and retracts for storage
- Magnetic screw lock starts easily, eliminates wobble and dropped screws

PRODUCT #	# OF PIECES IN SET	TIP STYLES	TIP SIZE	LENGTH	SHANK TYPE
DWHT66567	11	Phillips, Slotted, Square	1 PT Phillips x 1", 2 PT Phillips x 1", Square 2 PT x 1"/ 1 PT Phillips x 2", 2 PT Phillips x 2", SL4 x 1", SL6 x 1", SL4 x 2", Square 2 PT x 2"	10"/254mm	Hex



MAXFIT™ SCREWDRIVER SETS

- Larger, ergonomic handle
- Fast, easy identification
- Higher bar and tip strength
- Better tip technology
- Magnetic Screw lock collar

PRODUCT #	# OF PIECES IN SET	TIP STYLE	TIP SIZE	WEIGHT
DWHT62054	4 Screwdrivers 1 Magnetic Screw Lock Sleeve	Standard Phillips	3/16", 1/4" 1 pt, 2 pt	1.203 lbs
DWHT62058	8 Screwdrivers 1 Magnetic Screw Lock Sleeve	Standard Phillips Square	3/16", 1/4", 5/16" 1 pt, 2 pt, 3pt 1 pt, 2 pt	2.46 lbs



SCREWDRIVER SETS

- Magnetic tip holds screw securely
- Color-coded handle for easy selection
- Bi-material quad-lobe handle for torque and comfort
- Precision sand-blasted tip for excellent fit in fasteners

PRODUCT #	# OF PIECES IN SET	TIP STYLES	TIP SIZE	BAR LENGTH	WEIGHT
DWHT62512	4	Standard Cabinet Phillips	1/4" 3/16" 1 pt, 2 pt	4" 4" 3", 4"	0.88 lbs
DWHT62513	10	Standard Cabinet Phillips	1/8", 1/4", 1/4", 3/16" 3/16" 0 pt, 2 pt, 1 pt, 2 pt, 2 pt	3", 1-3/4", 4", 4" 6" 2-1/4", 1-3/4", 3", 4", 6"	1.63 lbs



VINYL GRIP INSULATED SCREWDRIVER SET

- 1,000V rated, 10,000V tested
- Space saving multi-blade design with quick-release mechanism for secure and easy blade change
- Pouch included for easy organization

PRODUCT #	# OF PIECES IN SET	TIP STYLE	TIP SIZE	WEIGHT
DWHT66417	8 Bars 1 Full Size Handle 1 Precision Handle 1 Tool Pouch	Standard Phillips Square	1/8", 3/16", 1/4" 0 pt, 1 pt, 2 pt 1 pt, 2 pt	1.01 lbs



STAPLERS & STAPLES

5-IN-1 MULTI-TACKER AND BRAD NAILER

- Accepts five different fastener types
- Loads from the bottom for quick, easy refills
- Great for installing carpet, insulation and lightweight trim

PRODUCT #	FASTENER TYPE	FASTENER LENGTH	WEIGHT
DWHT75021	Heavy-Duty Staples, Narrow Flat Staples, Cable Staples, 18 Gauge Headless, 18 Gauge Brads	3/8" - 5/8"	2.87 lbs



2-IN-1 TACKER & NAILER

- Easy squeeze technology helps reduce actuation force
- Uses DEWALT® Heavy-Duty DWHTTA700 series up to 9/16" and 18 gauge brads up to 5/8"

PRODUCT #	FASTENER TYPE	FASTENER LENGTH	WEIGHT
DWHTTR350	Heavy-Duty Staples 18 Gauge Brads	1/4" - 9/16" 1/2" - 5/8"	2.00 lbs



COMPACT GRIP HEAVY-DUTY STAPLER

- Easy squeeze handle has 30% lower angle than the DEWALT® DWHTTR350
- Drive staples accurately around cable and wire with the pinpoint staple guide
- Stapler conveniently hangs from belts and pockets with reversible belt clip

PRODUCT #	FASTENER TYPE	FASTENER LENGTH	WEIGHT
DWHTTR130LH	Heavy-Duty Staples	1/4" - 1/2"	1.40 lbs



CARBON FIBER COMPOSITE HAMMER TACKER

- Carbon Fiber Composite structure for 45% less weight* and 25% less muscle exertion*
- Drop in loading for easy reloading of fasteners
- Ergonomic design and vibration absorbing grip for improved comfort during prolonged use

PRODUCT #	FASTENER TYPE	FASTENER LENGTH	WEIGHT
DWHT75900	Heavy-Duty Staples	5/16" - 1/2"	1.80 lbs



*Compared to Milwaukee® 48-22-1020. Milwaukee is a registered trademark of Milwaukee Electric Tool Corp.

HEAVY-DUTY HAMMER TACKER

- Lightweight die-cast aluminum housing design for durability
- Uses DEWALT® Heavy-Duty staples series DWHTTA700

PRODUCT #	FASTENER TYPE	FASTENER LENGTH	WEIGHT
DWHTHT450	Heavy-Duty Staples	5/16" - 1/2"	2.50 lbs



CONTRACTOR PACK STAPLES

- Compatible with most Heavy-Duty tackers
- DEWALT® Heavy-Duty staples 5,000 pieces per reusable plastic case
- Durable plastic storage box helps prevent rust and stick breakage

PRODUCT #	LENGTH	PACK SIZE
DWHTTA7045	1/4" (6 mm)	5,000 pcs
DWHTTA7055	5/16" (8 mm)	5,000 pcs
DWHTTA7065	3/8" (10 mm)	5,000 pcs
DWHTTA7085	1/2" (12 mm)	5,000 pcs



GLUE GUN & RIVETER

HEAVY-DUTY SWIVEL HEAD RIVETER

- 360° swivel head allows use of tool in any direction, including overhead
- Cast aluminum housing is durable, yet lightweight
- Soft rubber grips are comfortable and prevent slipping during use



PRODUCT #	FASTENER TYPE	FASTENER DIAMETER	WEIGHT
DWHTMR77C	Aluminum and Steel Blind Rivets	3/32", 1/8", 5/32", 3/16"	1.70 lbs

RAPID HEAT CERAMIC GLUE GUN

- Ready to glue 50% faster with efficient ceramic heating element*
- High-output design applies over 50 glue sticks per hour**
- Sturdy fold-out stand and rubber base help prevent mishaps



PRODUCT #	HEATING ELEMENT TYPE	GLUE STICK SIZE	CERTIFICATIONS
DWHTGR50	Ceramic	0.45" Diameter	UL Listed

* To operating temperature of the glue gun versus leading competitor
 ** Tool outputs on average 50 all-purpose 4" sticks of glue per hour

CERAMIC GLUE GUN WITH PRO CERAMIC HEAT

- Ready to glue 50% faster with efficient heating element*
- Dual temperature settings ideal for all materials and applications
- 30 minute auto safety shut off



PRODUCT #	HEATING ELEMENT TYPE	GLUE STICK SIZE	CERTIFICATIONS
DWHT75098	Ceramic	0.45" Diameter	UL Listed

* To operating temperature of the glue gun vs. leading competitor

CUTTING TOOLS

PREMIUM RETRACTABLE UTILITY KNIFE

- Easy blade change with innovative blade change mechanism
- Retractable blade offers variable cut depth
- Integrated carabiener for easy carrying
- IP54 rated all-weather blade storage provides longer life for replacement blades



PRODUCT #	BLADE STORAGE	RETRACTABLE BLADE	HANDLE LENGTH	WEIGHT
DWHT10295	Yes	Yes	3.97"	0.57lbs

PREMIUM FOLDING RETRACTABLE UTILITY KNIFE

- Easy blade change with innovative blade change mechanism
- Retractable blade offers variable cut depth
- Folding feature for quick and easy one-handed opening/closing
- Integrated blade storage in handle stores 3 blades



PRODUCT #	BLADE STORAGE	RETRACTABLE BLADE	HANDLE LENGTH	WEIGHT
DWHT10296	Yes	Yes	6-3/4"	0.49 lbs

PREMIUM METAL RETRACTABLE UTILITY KNIFE

- Easy blade change with innovative blade change mechanism
- Retractable blade offers variable cut depth
- All metal body for durability
- Integrated blade storage in handle stores 5 blades



PRODUCT #	BLADE STORAGE	RETRACTABLE BLADE	HANDLE LENGTH	WEIGHT
DWHT10319	Yes	Yes	2.64"	0.47 lbs

CUTTING TOOLS

FOLDING RETRACTABLE KNIFE

- Retractable blade offers variable cut depth
- Rapid load blade changing system for quick and easy blade change
- Folding feature for quick and easy one-handed opening/closing



PRODUCT #	BLADE STORAGE	RETRACTABLE BLADE	HANDLE LENGTH	WEIGHT
DWHT10035	Yes	Yes	6-1/4"	0.34 lbs

AUTOLOAD FOLDING KNIFE

- Automatically loads a new blade
- Quick and easy blade loading – intuitively functions as a regular folding knife
- Accepts all standard utility blades – does not require special blade packs
- Folding feature for quick and easy one-handed opening/closing



PRODUCT #	BLADE STORAGE	RETRACTABLE BLADE	HANDLE LENGTH	WEIGHT
DWHT10261	Yes	Yes	6-3/4"	0.38 lbs

RETRACTABLE KNIFE

- Blade storage in handle for convenient access to new blades
- Rapid load blade changing system for quick and easy blade change
- Rugged metal body for exceptional durability and life



PRODUCT #	BLADE STORAGE	RETRACTABLE BLADE	HANDLE LENGTH	WEIGHT
DWHT10046	Yes	Yes	6-3/4"	0.42 lbs

FIXED BLADE KNIFE

- Easy, tool free open for quick blade change
- Slim nose for accurate cuts
- Rugged metal body for exceptional durability and life



PRODUCT #	BLADE STORAGE	HANDLE LENGTH	WEIGHT
DWHT10246	Yes	6"	0.35 lbs

FOLDING POCKET KNIFE

- Stainless steel blade with serrated and straight edges
- Tanto tip for piercing tough material
- Thumb stud for easy opening
- Liner lock secures blade in open position
- Designed for heavy-duty use



PRODUCT #	BLADE LENGTH	HANDLE LENGTH	WEIGHT
DWHT10272	3-1/2"	4-1/2"	0.29 lbs

SNAP-OFF KNIVES

- Integrated blade snapper makes snapping off used segments convenient and easy
- All metal body is heavy-duty and rust resistant
- Auto-locking blade slider for hassle free blade adjustments



PRODUCT #	BLADE SIZE	CUTTING POINTS	AUTO-LOCKING SLIDE	HANDLE LENGTH	WEIGHT
DWHT10037	9 mm	13	Yes	4-1/4"	0.14 lbs
DWHT10038	18 mm	8	Yes	6"	0.30 lbs
DWHT10045	25 mm	7	Yes	8"	0.46 lbs

CUTTING TOOLS

CARBIDE UTILITY BLADES

- Laser deposited carbide lines the blade edge, allowing the rest of blade to remain flexible
- Induction hardened cutting edges last 75% longer than traditional single material blades
- Special grind angles make blade's cutting edge 35% sharper than traditional single material blades

PRODUCT #	BLADE COUNT	BLADE LENGTH
DWHT11131	5 pk	2-1/2"
DWHT11131L	50 pk	2-1/2"



DRYWALL UTILITY BLADES

- Engineered edge to cut abrasive drywall materials
- S3 technology double hardens blade edge for long life
- DRYWALL call-out is laser etched on blades to help prevent mixing with standard blades

PRODUCT #	BLADE COUNT	BLADE LENGTH
DWHT11133	5 pk	2-1/2"
DWHT11133L	50 pk	2-1/2"



ROOFING HOOK BLADES

- Engineered edge to withstand cutting roofing materials
- Cuts roofing shingles, felt paper, Tyvek®, foam board, insulation
- ROOF call-out is laser etched on blades to help prevent mixing with standard blades

PRODUCT #	BLADE COUNT	BLADE LENGTH
DWHT11134	5 pk	2-1/2"

Tyvek® is a registered trademark of DuPont



HEAVY-DUTY UTILITY BLADES

- Grinding geometry provides an edge that is 35% sharper for accurate and precise cuts*
- Specially heat-treated blades are 20% stronger for exceptional durability*
- Induction hardened cutting edge gives 75% longer blade life for fewer blade changes*

PRODUCT #	BLADE COUNT	BLADE LENGTH
DWHT11004	75 pk	2-1/2"

* Compared to traditional single material blades



SNAP-OFF BLADES

- Snap-off design for easy blade changes
- Ideal for a variety of cutting applications

PRODUCT #	BLADE COUNT	BLADE LENGTH	CUTTING POINTS
DWHT11709	3 pk	9 mm	13
DWHT11719	3 pk	18 mm	8
DWHT11726	3 pk	25 mm	7



CUTTING TOOLS

5-IN-1 HACKSAW

- High tension hacksaw securely holds the blade up to 330 lbs
- Converts to low profile hacksaw for tight spaces, and long reach hacksaw for hard-to-reach places
- Front handle converts to pistol grip jab saw
- 45° or 90° Blade angle used for standard and flush cuts



PRODUCT #	BLADE TYPE	BLADE STORAGE	THROAT DEPTH	WEIGHT
DWHT20547L	Bi-metal Hacksaw Blade – 12" Reciprocal Saw Blade - 6"	Yes	4-3/4"	1.29 lbs

HACKSAW BLADES

- Best initial sharpness in the market*
- Bi-metal construction combines flexibility from carbon steel and cutting performance from high speed steel
- Cuts most metals including unhardened tool steel and stainless steel



PRODUCT #	BLADE COUNT	BLADE LENGTH	TEETH PER INCH
DWHT20548	2 pk	10"	18
DWHT20549	2 pk	10"	24
DWHT20550	2 pk	10"	32
DWHT20551	2 pk	12"	18
DWHT20552	2 pk	12"	24
DWHT20553	2 pk	12"	32
DWHT20555	3 pk	10"	18, 24 and 32
DWHT20558	3 pk	12"	18, 24 and 32
DWHT20566	10 pk	12"	18
DWHT20567	10 pk	12"	24

*Compared to leading competitors

MULTI-PURPOSE SAW

- Works with most standard hacksaw and reciprocating saw blades for wood / metal cutting
- Quick blade change with tension nut
- Ergonomic, bi-material handle for extra comfort and control



PRODUCT #	BLADE TYPE	BLADE LENGTH	POINTS PER INCH	TEETH PER INCH	HANDLE LENGTH	WEIGHT
DWHT20542	Hacksaw Reciprocal	10" 6"	25 8	24 7	5"	0.32 lbs

STANDARD JAB SAW

- Aggressive tooth design cuts up to 50% faster than traditional tooth designs
- Ideal for use on drywall, plastic and other building materials
- Ergonomic, slip resistant grip



PRODUCT #	BLADE LENGTH	POINTS PER INCH	TEETH PER INCH	HANDLE LENGTH	WEIGHT
DWHT20540	6"	9	8	5-1/2"	0.35 lbs

2-IN-1 FOLDING JAB SAW AND RASP

- 2-in-1 design for convenience, cut drywall and smooth edges with one tool
- Jab saw has triple ground teeth for fast cutting
- Steel rasp for material removal



PRODUCT #	BLADE LENGTH	POINTS PER INCH	TEETH PER INCH	HANDLE LENGTH	WEIGHT
DWHT20123	Jab-5-1/4", Rasp-4"	9	8	6-1/2"	0.49 lbs

CUTTING TOOLS

PANEL SAWS

- Three-sided tooth cuts up to 50% faster than traditional handsaws
- Induction-hardened teeth stay sharp for long life
- ToughCoat™ long-lasting, low-friction coating for less drag



PRODUCT #	BLADE LENGTH	POINTS PER INCH	TEETH PER INCH	WEIGHT
DWHT20544L	15"	9	8	1.30 lbs
DWHT20545L	20"	9	8	1.50 lbs

FLUSH CUT SAW

- Flexible blade creates perfect flush cuts
- 23-point tooth geometry cuts quickly and cleanly on the pull stroke
- Double-sided blade for making inside cuts from the left or right



PRODUCT #	BLADE LENGTH	POINTS PER INCH	TEETH PER INCH	HANDLE LENGTH	WEIGHT
DWHT20541	5"	23	22	5"	0.34 lbs

SINGLE EDGE PULL SAW

- Flexible blade for easy flush cuts
- Fine finish teeth for precise cuts
- Ideal for cutting dowels, drywall, limbs, branches, shims, trim, and molding



PRODUCT #	BLADE LENGTH	POINTS PER INCH	TEETH PER INCH	HANDLE LENGTH	WEIGHT
DWHT20215	9"	15	14	10"	0.66 lbs

DOUBLE EDGE PULL SAW

- Flexible blade for easy flush cuts
- Fine finish teeth on one side for precise cuts
- Coarse teeth on one side for cutting rough materials
- Ideal for cutting dowels, drywall, shims, trim, framing, molding, and cross cutting



PRODUCT #	BLADE LENGTH	POINTS PER INCH	TEETH PER INCH	HANDLE LENGTH	WEIGHT
DWHT20216	5"	Fine 15 Coarse 8	Fine 14 Coarse 7	10"	0.66 lbs

FLUSH CUT REVERSING BACKSAW

- Reversing blade with push button for left or right handed cutting
- Offset handle for flush cuts and to help protect knuckles
- Induction hardened teeth for long life



PRODUCT #	BLADE LENGTH	POINTS PER INCH	TEETH PER INCH	HANDLE LENGTH	WEIGHT
DWHT20000	10"	15	14	5"	0.64 lbs

MT16 MULTI-TOOL

- Guaranteed Tough® – Durable construction withstands extreme job site usage
- Tools are accessible from the closed position, saving time and hassle
- Soft grip panels provide added comfort
- Stainless steel tools for longer life and rust resistance



PRODUCT #	TOOLS INCLUDED	WEIGHT
DWHT71843	Spring Loaded Needle Nose Pliers, Spring Loaded Regular Pliers, Spring Loaded Wire Cutter, Regular Knife Blade, Serrated Knife Blade, Scissors, Wood/Metal File, Wire Stripper, Phillips Screwdriver, Small Screwdriver, Medium Screwdriver, Large Screwdriver, Fold Out Carabiner/Lanyard Hole, Ruler, Bottle Opener, Can Opener	0.45 lbs

CLAMPS

SMALL BAR CLAMP

- One-handed operation
- Screw release allows for easy conversion to a spreader
- Tough reinforced nylon body
- Removable jaw pads protect work surfaces



PRODUCT #	CLAMP SIZE	CLAMPING FORCE	THROAT DEPTH	WEIGHT
DWHT83191	4-1/2"	35 lbs	1-1/2"	0.11 lbs

MEDIUM BAR CLAMPS

- One-handed operation
- Tough reinforced nylon body
- Removable jaw pads protect work surfaces



PRODUCT #	CLAMP SIZE	CLAMPING FORCE	THROAT DEPTH	WEIGHT
DWHT83139	6"	100 lbs	2-7/16"	0.75 lbs
DWHT83140	12"	100 lbs	2-7/16"	0.90 lbs

LARGE BAR CLAMPS

- One-handed operation
- Quick change button allows for easy conversion to a spreader
- Tough reinforced nylon body
- Removable jaw pads protect work surfaces



PRODUCT #	CLAMP SIZE	CLAMPING FORCE	THROAT DEPTH	WEIGHT
DWHT83192	6"	300 lbs	3-1/4"	1.07 lbs
DWHT83193	12"	300 lbs	3-1/4"	1.26 lbs
DWHT83194	24"	300 lbs	3-1/4"	1.63 lbs
DWHT83195	36"	300 lbs	3-1/4"	2.00 lbs

EXTRA LARGE BAR CLAMPS

- One-handed operation
- Quick change button allows for easy conversion to a spreader
- Tough reinforced nylon body
- Full face removable jaw pads protect work surface



PRODUCT #	CLAMP SIZE	CLAMPING FORCE	THROAT DEPTH	WEIGHT
DWHT83185	12"	600 lbs	3-3/4"	2.55 lbs
DWHT83186	24"	600 lbs	3-3/4"	3.21 lbs
DWHT83187	36"	600 lbs	3-3/4"	3.86 lbs
DWHT83188	50"	600 lbs	3-3/4"	4.62 lbs

WOOD CHISELS

SIDE STRIKE CHISELS

- Cutting edge on side of blade for demolition work also allows the chisel to double as a scraper
- Steel strike cap and large side strike surface for durability
- Serrated cutting edge



PRODUCT #	HANDLE MATERIAL	HANDLE LENGTH	CHISEL TIP STYLE	BLADE WIDTH	WEIGHT
DWHT16065	Bi-Material	5-1/4"	Wood/Side Strike	1"	0.74 lbs
DWHT16148	Bi-Material	5-1/4"	Wood/Side Strike	3/4", 1" & 1-1/4"	2.06 lbs

WOOD CHISEL SET

- Hardened, tempered chrome carbon-steel blade for edge retention
- Hardened strike cap for durability
- Blade lacquered for corrosion protection



PRODUCT #	HANDLE MATERIAL	HANDLE LENGTH	CHISEL TIP STYLE	BLADE WIDTH	WEIGHT
DWHT16063	Bi-Material	5"	Wood Chisel	1/4", 1/2", 3/4" & 1"	1.78 lbs

HAMMERS

ONE-PIECE STEEL HAMMERS

- Optimal weight distribution for more controlled swing
- Side nail puller for efficient nail pulling
- Oval shaped strike face for easy toe nailing
- Magnetic nail starter (Framer only)



PRODUCT #	HAMMER TYPE	HANDLE MATERIAL	HANDLE LENGTH	FACE DIAMETER	HEAD WEIGHT	FACE STYLE	HANDLE STYLE	WEIGHT
DWHT51048	Nailing	Steel	7-1/2"	1-3/8" x 1-1/4"	16 oz	Smooth	Straight	1.5 lbs
DWHT51054	Nailing	Steel	7-1/2"	1-3/8" x 1-1/4"	20 oz	Smooth	Straight	1.75 lbs
DWHT51064	Framing	Steel	8-1/4"	1-3/8"	22 oz	Checkered	Straight	2.0 lbs

MIG WELD HAMMERS

- MIG weld all steel design for durability and long life
- Lightweight for fast swing and reduced fatigue**
- Magnetic nail starter for easy one handed nail placement



PRODUCT #	HANDLE MATERIAL	HANDLE LENGTH	FACE DIAMETER	HEAD WEIGHT	FACE STYLE	HANDLE STYLE	WEIGHT
DWHT51135X	Steel	14"	2"	12 oz	Smooth	Straight	1.53 lbs
DWHT51138X	Steel	16"	2"	14 oz	Checkered	Straight	1.83 lbs

DEMO HAMMER

- Large strike face for an optimal nail driving surface as well as demolition functionality
- Integrated 2x4 gripper for demolition applications
- Enlarged claw curve to allow for easier nail pulling compared to a traditional hammer



PRODUCT #	HANDLE MATERIAL	HANDLE LENGTH	FACE DIAMETER	HEAD WEIGHT	FACE STYLE	HANDLE STYLE	WEIGHT
DWHT51366	Composite	8.25"	1-1/8"	22 oz	Smooth	Straight	2.2 lbs

NAIL SETS

BI-MATERIAL NAIL SETS

- Bi-material grip for comfort and shock absorption
- Flared grip helps to protect hand against glancing blows
- Solid steel core for direct energy transfer
- Color coded by tip size for easy identification



PRODUCT #	HANDLE MATERIAL	TIP SIZE	WEIGHT
DWHT58018	Bi-Material	1/32", 2/32" & 3/32"	0.37 lbs
DWHT58019	Bi-Material	1/32"	0.13 lbs

NAIL SET

- Interchangeable tip for convenience (includes 1/32", 2/32", 3/32", & 2 pt Phillips tips)
- Hexagonal head prevents rolling and can be used as a standard drill chuck – nail set doubles as drill extension
- Knurled locking collar for easy nail release and reversal - accepts standard screwdriver bits for versatility



PRODUCT #	HANDLE MATERIAL	TIP SIZE	WEIGHT
DWHT58503	Comfort Grip	1/32", 2/32", 3/32", & 2 pt Phillips	0.80 lbs

PRY BARS

SPRING STEEL FLAT BARS

- Spring steel for strength and durability
- Extra wide prying end for leverage and pry surface
- Pointed beveled end for penetration and nail pulling



PRODUCT #	BAR LENGTH	NUMBER OF NAIL SLOTS	WEIGHT
DWHT55518	12"	3	1.24 lbs
DWHT55528	21"	3	2.17 lbs

WRECKING BARS

- Rounded 90° prying end for leverage and prying
- Multiple nail pullers for flexibility and nail removal
- Pointed beveled end for penetration and nail pulling



PRODUCT #	BAR LENGTH	NUMBER OF NAIL SLOTS	WEIGHT
DWHT55129	24"	3	4.20 lbs
DWHT55131	36"	3	6.50 lbs
DWHT55132	42"	2	7.20 lbs

10" CLAW BAR

- Nail digger exposes the head of a flush nail
- Extra wide strike surface helps user accurately strike the bar
- I-beam shaft provides strength without adding weight



PRODUCT #	BAR LENGTH	NUMBER OF NAIL SLOTS	WEIGHT
DWHT55524	10"	2	0.82 lbs

10" MOLDING BAR

- Extra wide head 40% wider than standard molding bars
- Extra wide strike surface and flat prying end helps user accurately strike the bar
- I-beam shaft provides strength without adding weight



PRODUCT #	BAR LENGTH	NUMBER OF NAIL SLOTS	WEIGHT
DWHT55529	10"	2	0.70 lbs

SAN ANGELO BARS

- Wedge end to pry, lever and cut
- 1" Hex Bar for strength and durability
- Heat-treated ends and powder coat finish for long life



PRODUCT #	BAR LENGTH	NUMBER OF NAIL SLOTS	WEIGHT
DWHT55147	60"	0	14.11 lbs
DWHT55148	70"	0	16.15 lbs

PRY BARS

40" MULTI-FUNCTIONAL UTILITY BAR

- Pry Edge Pivot allows additional leverage* for mechanical advantage
- Dual Size, goose neck board grabbing end
- Strikeable surface for heavy demolition work
- Precision ground ends for optimal performance



PRODUCT #	BAR LENGTH	NUMBER OF NAIL SLOTS	WEIGHT
DWHT55293	40"	2	8.95 lbs

60" FORM LIFTER

- Precision ground extra wide claw for a large working surface
- Heavy-Duty hollow shaft for lightweight yet durable construction
- Powder coat finish and water resistant seal cap to help prevent rusting
- Rounded ergonomic design for comfort



PRODUCT #	BAR LENGTH	NUMBER OF NAIL SLOTS	WEIGHT
DWHT55051	60"	0	22.54 lbs

SNIPS

ERGO SNIPS

- Reduced handle span for enhanced comfort and easier cutting
- Flush hardware allows for smooth, unobstructed cuts
- External latch design



PRODUCT #	DESCRIPTION	GAUGE CUTTING CAPACITY	BLADE MATERIAL	WEIGHT
DWHT14675	Center	16 gauge cold rolled steel, 20 gauge stainless steel	Chrome-Vanadium Steel	.88 lbs
DWHT14674	Right	16 gauge cold rolled steel, 20 gauge stainless steel	Chrome-Vanadium Steel	.85 lbs
DWHT14673	Left	16 gauge cold rolled steel, 20 gauge stainless steel	Chrome-Vanadium Steel	.87 lbs
DWHT14677	Offset Left	16 gauge cold rolled steel, 20 gauge stainless steel	Chrome-Vanadium Steel	1.07 lbs
DWHT14678	Offset Right	16 gauge cold rolled steel, 20 gauge stainless steel	Chrome-Vanadium Steel	1.08 lbs
DWHT14679	Offset Center	16 gauge cold rolled steel, 20 gauge stainless steel	Chrome-Vanadium Steel	1.02 lbs
DWHT14680	Offset Long Cut Aviation Snip	16 gauge cold rolled steel, 20 gauge stainless steel	Chrome-Vanadium Steel	1.13 lbs
DWHT14681	Straight Long Cut Aviation Snip	16 gauge cold rolled steel, 20 gauge stainless steel	Chrome-Vanadium Steel	1.08 lbs
DWHT14694	Bullnose Snip Aviation Snip	16 gauge cold rolled steel, 20 gauge stainless steel	Chrome-Vanadium Steel	.97 lbs
DWHT14687	3 Blade Crimper	16 gauge cold rolled steel, 20 gauge stainless steel	Chrome-Vanadium Steel	.85 lbs
DWHT14688	5 Blade Crimper	16 gauge cold rolled steel, 20 gauge stainless steel	Chrome-Vanadium Steel	1.04 lbs
DWHT14689	3" Seamer	16 gauge cold rolled steel, 20 gauge stainless steel	Chrome-Vanadium Steel	1.41 lbs
DWHT14690	V Notcher	16 gauge cold rolled steel, 20 gauge stainless steel	Chrome-Vanadium Steel	1.03 lbs
DWHT14691	Snap Lock Punch	16 gauge cold rolled steel, 20 gauge stainless steel	Chrome-Vanadium Steel	.96 lbs
DWHT14692	Pipe Duct Cutter	16 gauge cold rolled steel, 20 gauge stainless steel	Chrome-Vanadium Steel	.91 lbs
DWHT14676	3 Piece Snip Set	16 gauge cold rolled steel, 20 gauge stainless steel	Chrome-Vanadium Steel	3.03 lbs

TIN SNIPS

- Heavy-duty forged steel blades cut up to 22 gauge cold rolled steel and 26 gauge stainless steel
- Meets or exceeds ANSI specifications for cutting performance
- Slip-resistant double-dipped grip



PRODUCT #	OVERALL LENGTH	BLADE LENGTH	HANDLE LENGTH	GAUGE CUTTING CAPACITY	BLADE MATERIAL	WEIGHT
DWHT70285	7"	2"	3.75"	22 gauge cold rolled steel, 26 gauge stainless steel	Forged Steel	0.66 lbs
DWHT70286	10"	2.50"	6"	22 gauge cold rolled steel, 26 gauge stainless steel	Forged Steel	1.15 lbs
DWHT70287	12"	3"	6.75"	22 gauge cold rolled steel, 26 gauge stainless steel	Forged Steel	1.49 lbs

LOCKING PLIERS

CURVED JAW LOCKING PLIERS

- Welded construction for added strength
- Multi-Option Hex Nut screw for additional leverage when tightening pliers grip
- Lift trigger release



PRODUCT #	JAW LENGTH (A)	JAW WIDTH (B)	JAW THICKNESS	HEIGHT	OVERALL LENGTH (L)	WEIGHT
DWHT75901	1-13/64"	1-17/64"	1/4"	1-11/16"	5-5/8"	0.45 lbs
DWHT75902	1-9/64"	1-19/64"	7/16"	2"	7-1/4"	0.83 lbs
DWHT75903	1-39/64"	1-39/64"	9/16"	2-1/2"	8-5/8"	1.29 lbs

ASME B107.24

FLAT JAW LOCKING PLIERS

- Welded construction for added strength
- Multi-Option Hex Nut screw for additional leverage when tightening pliers grip
- Lift trigger release



PRODUCT #	JAW LENGTH (A)	JAW WIDTH (B)	JAW THICKNESS	HEIGHT	OVERALL LENGTH (L)	WEIGHT
DWHT75904	1-1/8"	1-25/32"	5/8"	2-5/16"	7-5/16"	0.91 lbs

ASME B107.24

LONG NOSE LOCKING PLIERS

- Welded construction for added strength
- Multi-Option Hex Nut screw for additional leverage when tightening pliers grip
- Lift trigger release



PRODUCT #	JAW LENGTH (A)	JAW WIDTH (B)	JAW THICKNESS	HEIGHT	OVERALL LENGTH (L)	WEIGHT
DWHT75905	2-5/32"	1-5/64"	5/16"	1-5/8"	6-5/8"	0.48 lbs
DWHT75906	2-19/32"	1-27/32"	5/16"	2-1/4"	9-1/4"	0.99 lbs

ASME B107.24

QUICK RELEASE CURVED JAW LOCKING PLIERS

- Welded construction for added strength
- Multi-Option Hex Nut screw for additional leverage when tightening pliers grip
- Lift trigger release
- Bi-Material Quick Release handle for comfort and control



PRODUCT #	JAW LENGTH (A)	JAW WIDTH (B)	JAW THICKNESS	HEIGHT	OVERALL LENGTH (L)	WEIGHT
DWHT75907	1-9/32"	1-17/32"	7/16"	2"	7-3/8"	0.90 lbs
DWHT75908	1-3/4"	1-57/64"	9/16"	2-1/2"	8-7/8"	1.29 lbs

ASME B107.24

QUICK RELEASE LONG NOSE LOCKING PLIERS

- Welded construction for added strength
- Multi-Option Hex Nut screw for additional leverage when tightening pliers grip
- Lift trigger release
- Bi-Material Quick Release handle for comfort and control



PRODUCT #	JAW LENGTH (A)	JAW WIDTH (B)	JAW THICKNESS	HEIGHT	OVERALL LENGTH (L)	WEIGHT
DWHT75909	2-5/32"	1-3/32"	5/16"	1-5/8"	6-5/8"	0.50 lbs

ASME B107.24

LOCKING PLIERS

LOCKING C-CLAMP

- Hex nut screw to allow for use of wrench for additional leverage when tightening pliers grip



PRODUCT #	MAXIMUM JAW CAPACITY	JAW THICKNESS	THROAT HEIGHT (B)	THROAT DEPTH (C)	HEIGHT	OVERALL LENGTH (L)	WEIGHT
DWHT75841	5-29/32"	9/16"	3-3/4"	2-9/16"	5-5/16"	11-27/54"	1.96 lbs

ASME B107.24

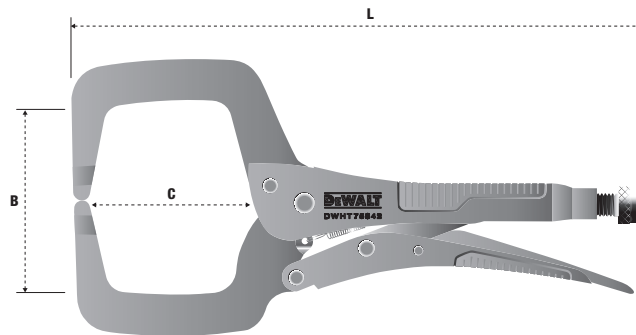

LOCKING C-CLAMP WITH SWIVEL TIP

- Hex nut screw to allow for use of wrench for additional leverage when tightening pliers grip



PRODUCT #	MAXIMUM JAW CAPACITY	JAW THICKNESS	THROAT HEIGHT (B)	THROAT DEPTH (C)	HEIGHT	OVERALL LENGTH (L)	WEIGHT
DWHT75842	3-15/32"	13/16"	2-7/16"	1-29/32"	3-17/32"	6-11/16"	0.58 lbs

ASME B107.24



PLIERS

COMPOUND ACTION PLIERS

- 70% more cutting power over standard cutting pliers
- Bi-material handles for strong grip and comfort
- Aggressive cross hatch tooth design for gripping



PRODUCT #	DESCRIPTION	GRIP MATERIAL	HANDLE LENGTH	JAW CAPACITY	JAW TIP SIZE	WEIGHT
DWHT70275	Diagonal Pliers	Bi-Material	4.25"	0.25"	0.75"	0.57 lbs
DWHT70276	Linesman Pliers	Bi-Material	4.25"	0.38"	0.50"	0.73 lbs
DWHT70277	Long Nose Pliers	Bi-Material	4.25"	0.75"	0.50"	0.66 lbs

ASME B107.5

FENCING PLIERS

- Hammer strike face
- Staple starter and puller
- Wire stretcher and splicer



PRODUCT #	GRIP MATERIAL	HANDLE LENGTH	JAW CAPACITY	JAW TIP SIZE	WEIGHT
DWHT70273	Bi-Material Cushion Handle	9-1/4"	1-1/2"	1"	1.64 lbs

ASME B107.5

CRIMPING PLIERS

- Crimps 10 to 22 AWG terminals and connectors
- Chrome vanadium steel forged pliers for strength and durability
- Bi-material cushion handle for strong grip and comfort



PRODUCT #	GRIP MATERIAL	HANDLE LENGTH	JAW CAPACITY	JAW TIP SIZE	WEIGHT
DWHT70272	Bi-Material Cushion Handle	9-1/2"	1"	0.50"	0.71 lbs

ASME B107.5

DIAGONAL PLIERS

- Forged chrome vanadium steel for strength and durability
- GripArmor™ helps prevent grips from tearing and provides long life
- Induction hardening helps blades stay sharp



PRODUCT #	LENGTH	GRIP MATERIAL	HANDLE LENGTH	JAW CAPACITY	JAW TIP SIZE	WEIGHT
DWHT71011	6-1/2"	Polyvinyl Chloride	3-1/2"	15/16"	0.13"	0.45 lbs
DWHT70815	6"	Polyvinyl Chloride	4"	3/4"	0.06"	0.40 lbs
DWHT70793	7"	Polyvinyl Chloride	4"	3/4"	0.06"	0.56 lbs
DWHT70794	8"	Polyvinyl Chloride	4-1/2"	1"	0.13"	0.70 lbs
DWHT70795	10"	Polyvinyl Chloride	6"	1-1/4"	0.13"	0.93 lbs

ASME B107.5

LINESMAN PLIERS

- Forged chrome vanadium steel for strength and durability
- GripArmor™ helps prevent grips from tearing and provides long life
- Induction hardening helps blades stay sharp



PRODUCT #	LENGTH	GRIP MATERIAL	HANDLE LENGTH	JAW CAPACITY	JAW TIP SIZE	WEIGHT
DWHT70796	7"	Polyvinyl Chloride	4-1/2"	1"	0.13"	0.65 lbs
DWHT70798	8"	Polyvinyl Chloride	5-1/2"	1-3/4"	0.56"	1.19 lbs
DWHT70797	9"	Polyvinyl Chloride	5-1/2"	1-3/4"	0.56"	1.19 lbs

ASME B107.5

LONG NOSE PLIERS

- Forged chrome vanadium steel for strength and durability
- GripArmor™ helps prevent grips from tearing and provides long life
- Induction hardening helps blades stay sharp



PRODUCT #	LENGTH	GRIP MATERIAL	HANDLE LENGTH	JAW CAPACITY	JAW TIP SIZE	WEIGHT
DWHT70799	6"	Polyvinyl Chloride	3"	1-3/4"	0.06"	0.36 lbs
DWHT70800	8"	Polyvinyl Chloride	5"	2"	0.06"	0.70 lbs

ASME B107.5

PLIERS

END NIPPERS

- Forged chrome vanadium steel for strength and durability
- GripArmor™ helps prevent grips from tearing and provides long life
- Precision machined jaws for gripping and twisting

PRODUCT #	LENGTH	GRIP MATERIAL	HANDLE LENGTH	JAW CAPACITY	JAW TIP SIZE	WEIGHT
DWHT70802	8"	Polyvinyl Chloride	5"	5/8"	1.13"	0.79 lbs
DWHT70803	10"	Polyvinyl Chloride	5-1/2"	1"	1.25"	1.23 lbs

ASME B107.5



SLIP JOINT PLIERS

- Forged chrome vanadium steel for strength and durability
- GripArmor™ helps prevent grips from tearing and provides long life
- Precision machined jaws for gripping and twisting

PRODUCT #	LENGTH	GRIP MATERIAL	HANDLE LENGTH	JAW CAPACITY	JAW TIP SIZE	WEIGHT
DWHT71924	6"	Polyvinyl Chloride	3-3/4"	2-1/4"	0.25"	0.44 lbs
DWHT71925	8"	Polyvinyl Chloride	4-11/29"	3-11/29"	0.31"	0.56 lbs

ASME B107.5



REBAR PLIERS

- Forged chrome vanadium steel for strength and durability
- GripArmor™ helps prevent grips from tearing and provides long life
- 135° bent handle for additional pulling leverage
- Precision induction hardened jaws and blades

PRODUCT #	DESCRIPTION	GRIP MATERIAL	HANDLE LENGTH	JAW CAPACITY	JAW TIP SIZE	WEIGHT
DWHT84818	Light-Duty	Polyvinyl Chloride (PVC)	6"	1"	0.25"	0.81 lbs
DWHT84720	Heavy-Duty	Polyvinyl Chloride (PVC)	6"	47/50"	0.25"	1.20 lbs

ASME B107.5



SAWHORSES

METAL FOLDING SAWHORSE

- Robust Metal Structure enables capacity load of 2000 lbs per pair
- Foldable for portability and storage
- Flip Handle and Side Latches for easy carrying
- Rubber Pads for stability

PRODUCT #	HEIGHT	MATERIAL TYPE	WEIGHT CAPACITY	WEIGHT
DWST11155	32"	Metal / Plastic	2000 lbs per pair	12.43 lbs



ADJUSTABLE LEG SAWHORSE

- Unique mechanism with easy slide movements adjusts legs separately for work on uneven surfaces
- High quality combination of metal and plastic for load capacity of up to 2500 lbs per pair
- Rubber inserts on legs and upper ruler for stability

PRODUCT #	HEIGHT	MATERIAL TYPE	WEIGHT CAPACITY	WEIGHT
DWST11031	33"- 34"	Metal / Plastic	2500 lbs per pair	10.64 lbs



WRENCHES

BLACK PHOSPHATE ADJUSTABLE WRENCHES

- Improved strength due to increased engagement on teeth and worm gear**
- ToughCoat™ finish helps to prevent chipping
- Jaw movement engineered to facilitate minimal jaw movement between jaws for precise adjustments**



PRODUCT #	DESCRIPTION	MAXIMUM OPENING	LENGTH	WEIGHT
DWHT70290	Black Phosphate Adjustable 8"	1.25"	8"	0.25 lbs
DWHT70291	Black Phosphate Adjustable 10"	1.38"	10"	1.50 lbs
DWHT70292	Black Phosphate Adjustable 12"	1.63"	12"	1.38 lbs
DWHT70293	Black Phosphate Adjustable 15"	1.75"	15"	3.66 lbs
DWHT70295	16" Spud Wrench	1.62"	9-1/2"	10.25 lbs

** Versus leading competitor

ALL-STEEL ADJUSTABLE WRENCHES

- Precision Jaws engineered to facilitate minimal jaw movement between moveable and fixed jaws for precise adjustments.
- Wide solid steel handle features a rounded I-Beam design for comfort and control
- Extra wide jaw capacity for a larger range of fasteners
- Laser etched markings for precise adjustments
- Flared end on handle helps prevent hand slipping off during use
- Extended length jaws for added reach into tight spaces



PRODUCT #	DESCRIPTION	MAXIMUM OPENING	LENGTH	WEIGHT
DWHT80266	All-Steel Adjustable Wrench 6"	1.03"	6.14"	0.39 lbs
DWHT80267	All-Steel Adjustable Wrench 8"	1.25"	8.11"	.7 lbs
DWHT80268	All-Steel Adjustable Wrench 10"	1.406"	10.31"	1.14 lbs
DWHT80269	All-Steel Adjustable Wrench 12"	1.65"	12.24"	2 lbs

HEX KEYS

FOLDING LOCKING HEX KEYS

- Push-button locking feature locks in 3 positions at 90°, 135° and 180°
- Durable steel side plate for high torque applications
- Includes 8 of the most commonly used hex key sizes



PRODUCT #	HEX KEY SHAPE	METRIC/SAE/USS	WEIGHT
DWHT70262M	Flat End	SAE	0.68 lbs
DWHT70263M	Flat End	Metric	0.68 lbs
DWHT70264	Star	Star	0.68 lbs

RATCHETING T-HANDLE SET

- Compact and durable case for easy storage
- Large variety of bits for almost any job (Star, Sockets, Nut Drivers, Phillips and Flat)
- Heavy-duty ratcheting T-handle offers quick-change keys

PRODUCT #	# OF PIECES IN SET	HEX KEY SHAPE	METRIC/SAE/USS	WEIGHT
DWHT70265	31	Flat, Hex, Phillips	Metric & SAE	2.90 lbs



FLASHLIGHT

JOBSITE HEADLAMP

- Anti-slip silicone strap
- 2 meter impact resistant
- Shatter resistant lens for durability
- Water resistant

PRODUCT #	VOLTAGE	RUN-TIME	LUMENS	BULB TYPE	WEIGHT
DWHT70440	4.5V	29.48 hrs	104	LED	0.37 lbs



STORAGE

TOUGHSYSTEM®

- Durable 4 mm thick structural foam box walls give robust structure for the stand alone units
- Integrated water seal in each unit helps protect contents (excludes DWST08225)
- Metal carrier with adjustable foldable brackets allows tailored configuration

PRODUCT #	DESCRIPTION	LOAD CAPACITY	WEIGHT
DWST08130	DS130 - Suitcase	44.00 lbs	7.88 lbs
DWST08201	DS150 - Small Case	44.00 lbs	9.70 lbs
DWST08225	DS250 - Drawer Unit	22.00 lbs (per drawer)	17.52 lbs
DWST08203	DS300 - Large Case	66.00 lbs	9.50 lbs
DWST08204	DS400 - XL Case	88.00 lbs	13.20 lbs
DWST08250	DS450 - Wheeled Box	88.0 lbs, 154 lbs stacked	20.90 lbs
DWST08210	DS Carrier	Flat 264.00 lbs, Steps 176.00 lbs	34.40 lbs
DWST08212	DS Carrier Bracket (2-Pack)	110 lbs	1.35 lbs
DWST08202	DS100 - Organizer	7.48 lbs	7.82 lbs
DWST08205	DS280 - Tote	44.00 lbs	5.96 lbs
DWST08260	Workshop Racking System	440 lbs	17.69 lbs
DWST08270	Workshop Racking System with Clear Lid Organizer	440 lbs	
DWST08810	Music + Charger	15.95 lbs	18.90 lbs



DWST08201



DWST08225



DWST08203



DWST08204



DWST08210



DWST08250

TSTAK®

- Flexible platform allows different combinations
- Stackable - All units can stack on top of the other, connected with durable slide latches
- Removable covered cups for organization of small parts and accessories

PRODUCT #	DESCRIPTION	LOAD CAPACITY	WEIGHT
DWST17805	TSTAK® Organizer	22.00 lbs	6.17 lbs
DWST17806	TSTAK® Deep Box	44.00 lbs	7.44 lbs
DWST17814	TSTAK® Deep Box with Long Handle	66.00 lbs	
DWST17808	TSTAK® I Organizer Top	22.00 lbs	5.57 lbs
DWST17807	TSTAK® II Flat Top	22.00 lbs	3.96 lbs
DWST17803	TSTAK® III Deep Drawer	22.00 lbs	8.40 lbs
DWST17804	TSTAK® IV 2 Drawer	22.00 lbs	9.35 lbs
DWST17809	TSTAK® Open Tote	22.00 lbs	
DWST17820	TSTAK® Mobile Storage Deep Box On Wheels	66.00 lbs	
DWST17889	TSTAK® Cart	220.00 lbs	7.13 lbs
DWST17888	TSTAK® Trolley	Flat 220.00 lbs, Steps 110.00 lbs	16.50 lbs
DWST88801	TSTAK® Foam Insert	—	0.55 lbs

Removable blocks allow for easy customization to needed power tool/equipment
Works with: DWST17808, DWST17807, DWST17805



DWST17805



DWST17806



DWST17808



DWST17889



DWST17803



DWST17804



DWST17807



DWST88801



DWST17888

STORAGE

MULTI-LEVEL ROLLING WORKSHOP

- Single pull-up latch for quick and easy opening
- Reinforced telescopic, metal pull handle for easy maneuvering and comfortable hold
- Heavy-duty wheels for easy steering on job-site

PRODUCT

DWST20880

WEIGHT

25.52 lbs



15 GALLON CONTRACTOR CHEST

- One-touch latch for quick and easy opening
- Telescopic, metal pull handle for easy maneuvering
- Large, 7" wheels for easy steering on job-site

PRODUCT

DWST33090

LOAD CAPACITY

15 Gallons

WEIGHT

12.48 lbs



63 GALLON TOUGH CHEST™ MOBILE STORAGE

- Telescopic, metal pull handle for easy maneuvering
- Heavy-duty wheels for easy steering on job-site
- Water-seal ring to help protect tools from water damage
- Built-in support on lid for additional top loading

PRODUCT

DWST38000

LOAD CAPACITY

63 Gallons

WEIGHT

34 lbs



DEEP PRO ORGANIZERS

- Organizer with integrated carry handle for small parts organization
- Removable cups for inner customization of small tools and parts
- Anti-rust metal latches for long life (only DWST14825)
- Heavy-duty lid clear and impact resistant
- Units are stackable for storage and transport
- Integrated water seal (DWST14740 only)

PRODUCT

DWST14740

NO. OF COMPARTMENTS

6

LENGTH

13-6/7"

WIDTH

10-3/14"

HEIGHT

4-5/14"

WEIGHT

2.66 lbs

DWST14825

10

17-1/2"

14"

4-1/2"

4.77 lbs

DWST14830

20

17-5/8"

11"

2-7/8"

2.80 lbs

DWST14835

10

17-5/8"

6-3/4"

2-7/8"

1.67 lbs



TOTE WITH POWER TOOL CASE

- Heavy-duty anti-rust metal latches on top case
- Front push button for easy detaching/attaching of the 2 units
- Top case for power tools and small parts with an integrated handle
- Long metal carry handle for easy grip when carrying
- Heavy-duty design for durable structure

PRODUCT

DWST24070

HANDLE LENGTH

24-1/5"

HOLDING CAPACITY

3413 in³

LATCH

Metal

LOCKABLE

Yes

MATERIAL TYPE

Resin

WATER RESISTANT

No

WEIGHT CAPACITY

77 lbs

WHEELS

No

WEIGHT

7.41 lbs



TOOLBOX ON WHEELS

- Structural foam body with an all-round water seal for water and dust resistance (IP54)
- Telescopic metal handle and heavy-duty wheels allow for ergonomic mobility
- Large top lid carry handle provides extra maneuverability
- Large storage compartment is ideal for carrying power tools, hand tools and medium-to-large items

PRODUCT

DWST28100

HOLDING CAPACITY

11.9 gal

LATCH

Metal

LOCKABLE

Yes

MATERIAL TYPE

Structural Foam

WATER RESISTANT

Yes

WEIGHT CAPACITY

80 lbs

WHEELS

Yes

WEIGHT

10.7 lbs



STORAGE

TOTE WITH REMOVABLE ORGANIZER

- Heavy-duty anti-rust metal latches on top case
- Front push button for easy detaching/attaching of the 2 units
- Top case organizer for small parts with integrated handle
- Long metal carry handle for easy grip when carrying
- Heavy-duty design for durable structure

PRODUCT #	HANDLE LENGTH	HOLDING CAPACITY	LATCH	LOCKABLE	MATERIAL TYPE	WATER RESISTANT	WEIGHT CAPACITY	WHEELS	WEIGHT
DWST24075	24-1/5"	3190 in ³	Metal	Yes	Resin	No	77 lbs	No	7.40 lbs



ONE TOUCH BOX

- One-handed latch operation allows opening when other hand is occupied
- Integrated water seal to help protect from water and dust
- Soft grip handle for easy grip and carrying
- Integrated V-groove on top lid

PRODUCT #	HANDLE LENGTH	HOLDING CAPACITY	LATCH	LOCKABLE	MATERIAL TYPE	WATER RESISTANT	WEIGHT CAPACITY	WHEELS	WEIGHT
DWST24082	7"	3064 in ³	Metal	Yes	Resin	Yes	55 lbs	No	5.32 lbs



STRUCTURAL FOAM WATER SEAL TOOL BOX

- Large capacity designed for volume utility
- All round water seal to help protect contents
- Portable tote tray for storage of large tools and power tools
- Large metal rust proof latches with padlock eye
- Integrated V-groove on top lid

PRODUCT #	HANDLE LENGTH	HOLDING CAPACITY	LATCH	LOCKABLE	MATERIAL TYPE	WATER RESISTANT	WEIGHT CAPACITY	WHEELS	WEIGHT
DWST28001	7-1/10"	2125 in ³	Metal	Yes	Resin	Yes	100 lbs	No	9.70 lbs



METAL STORAGE

6-DRAWER TOP CHEST

- 10-3/8" deep top lid fits standing 20V DeWALT® drill
- 100-pound auto return drawer slides for heavy-duty storage capacity

PRODUCT #	HEIGHT	WIDTH	DEPTH	WEIGHT	WEIGHT CAPACITY
DWMT73678	23"	35"	18"	128 lbs	600 lbs



5-DRAWER ROLLER CABINET

- Heavy duty casters for increased durability
- 200-pound, extra deep 12" bottom drawer for storage of large tools

PRODUCT #	HEIGHT	WIDTH	DEPTH	WEIGHT	WEIGHT CAPACITY
DWMT73679	38"	36"	18"	135 lbs	600 lbs



METAL STORAGE

BASIC UTILITY CART

- Ergonomic, formed steel handle makes it easy to transport around a site.
- Rugged and durable holds up to 500 lbs. of evenly distributed weight on the two, 3" deep trays.
- Built with 16 & 18 steel gauge.
- 5" X 2" Chrome Plated casters

PRODUCT #	HEIGHT	WIDTH	DEPTH	CUBIC CAPACITY	WEIGHT CAPACITY
DWMT78086	38"	32"	16.20"	3,540 cu. in.	500 lbs



SLIDING TOP CART

- Sliding top opens to reveal additional storage space.
- Padded top protects the powder coat finish and doubles as a work surface
- Two, 100 lbs. ball bearing sliding drawers provide traditional tool storage and an open bottom for bulky items.
- 5" X 2" Chrome Plated casters
- Integrated power and USB

PRODUCT #	HEIGHT	WIDTH	DEPTH	CUBIC CAPACITY	WEIGHT CAPACITY
DWMT78088	41"	32"	16.20"	5,362 cu. in.	500 lbs



75" WORKSTATION

- Professional 24" depth for greater storage capacity
- Large working surface
- Auto return drawers keeps drawers securely closed
- 12" Deep drawer holds up to 200 lbs. of storage
- 3,000 lbs. rated casters

PRODUCT #	HEIGHT	WIDTH	DEPTH	CUBIC CAPACITY	WEIGHT CAPACITY
DWMT74437	39"	75"	24"	30,986 cu. in.	3,000 lbs



27" SET

- 100 lb. ball bearing slides
- Industrial Strength 18 Gauge metal
- 5" x 2" Casters hold up to 1,100 lbs weight
- Integrated power and USB

PRODUCT #	HEIGHT	WIDTH	DEPTH	CUBIC CAPACITY	WEIGHT CAPACITY
DWMT78089	66"	27"	18"	17,530 cu. in.	1,100 lbs
DWMT81219	23"	26"	17.75"	6,674 cu. in.	400 lbs
DWMT81220	42.7"	27"	18"	10,856 cu. in.	700 lbs



40" TOP CHEST

- 100 lb. Ball Bearing Slides
- Industrial Strength 18 gauge metal
- 5" x 2" casters hold up to 2,000 lbs. weight.
- 10,359 cu. in. capacity
- 500 lbs. weight capacity

PRODUCT #	HEIGHT	WIDTH	DEPTH	CUBIC CAPACITY	WEIGHT CAPACITY
DWMT81244	23"	40"	17.75"	10,359 cu. in.	500 lbs



40" 8 DRAWER ROLLER CABINET

- Integrated Power and USB
- 100 lb. Ball Bearing Slides
- Industrial Strength 18 gauge metal
- 5" x 2" casters hold up to 2,000 lbs. weight
- 12,533 cu. in. capacity
- 1,000 lbs. weight capacity

PRODUCT #	HEIGHT	WIDTH	DEPTH	CUBIC CAPACITY	WEIGHT CAPACITY
DWMT81245	38"	40"	18"	12,533 cu. in.	1,500 lbs



60" WORKSTATION WITH TOUGHSYSTEM® INTEGRATION

- 19" pegboard and shelf for additional storage organization
- Professional 22" depth provides increased cubic capacity
- Auto return drawers keeps drawers securely closed
- 100 lb. full-extension ball bearing slides
- 9" Deep drawer holds 200 lb. of storage
- 5" x 2" casters holds up to 200 lbs.
- Integrated power and USB ports
- Integrated ToughSystem® Organizer (DWST08202 included)

PRODUCT #	HEIGHT	WIDTH	DEPTH	CUBIC CAPACITY	WEIGHT CAPACITY
DWMT81249	59" (with pegboard)	60"	22"	26,247 cu. in.	1,200 lbs



TOUGHBOX™ JOB SITE STORAGE CHESTS AND ACCESSORIES

TOUGHBOX™ PIANO BOX



- Heavy-Duty 16 Steel Gauge Body, 14 Gauge Floor, 11 Gauge Skids
- 3-Point Locking Mechanism
- Heavy-Duty Gas Struts for controlled and easy lid opening/closing
- Full Length Piano Hinge Staked and Welded to resist against break-ins
- Two 16 Gauge Shelves for additional tool storage and compatible with ToughSystem totes
- Powder Coat Finish provides industrial durability against harsh outdoor elements
- Pre-drilled Caster Holes for easy installation (casters sold separately)
- Recessed Side Handles & Four-Way Skid Access for quick and easy mobility around the jobsite
- Recessed Lock Housing to avoid lock cutting



PRODUCT #	HEIGHT	OPEN HEIGHT	DEPTH	WIDTH
DWMT06031	49"	78.66"	31"	61"
DWMT04831	49"	78.66"	31"	49"

TOUGHBOX™ JOB SITE STORAGE CHESTS



- 3-Point Locking Mechanism to protect your high-asset valuables from theft.*
- Reinforced hat for extra lid stiffness.
- Full Length Piano Hinge stacked and welded for security measures against break-ins.
- Heavy-Duty gas strut for controlled and easy lid opening/closing
- Reinforced 11-Gauge vertical "RIBS" provide additional strength and rigidity
- Recessed lock housing to avoid lock cutting
- Recessed side handles
- 16 Gauge Steel Body, 14 Gauge Steel Floor, 11 Gauge Steel Skids
- Four-way skid access
- Pre-drilled caster holes (Casters sold separately)
- Powder coat finish provides industrial durability against harsh outdoor elements
- Rear rubber grommet for electrical pass-thru



PRODUCT #	HEIGHT	WIDTH	OPEN HEIGHT	DEPTH	SHIPMENT WEIGHT	CUBIC CAPACITY
DWMT3628*	34.50"	36"	59.50"	28"	197 lbs	16.70 cu. ft.
DWMT4228	34.50"	42"	59.50"	28"	229 lbs	19.30 cu. ft.
DWMT4828	34.50"	48"	59.50"	28"	242 lbs	22.10 cu. ft.
DWMT6028	34.50"	60"	59.50"	28"	306 lbs	27.60 cu. ft.

*36" chest has 2-Point locking mechanism

TOUGHBOX™ ACCESSORY TRAY



- Fits easily in all DeWALT ToughBox™ units
- Powder Coat provides durable finish for industrial use.
- Industrial grade 18 gauge steel
- Bottom tray protects battery from damage.
- 200 lbs overall load rating
- Rubber inserts securely cradles power tools to prevent movement
- Cord wrap for cord organization



PRODUCT #	HEIGHT	WIDTH	DEPTH
DWMT81237	3.5"	26.5"	21"

TOUGHBOX™ LID SOFT STORAGE



- Each Soft Storage comes with mounting brackets and hardware.
- Compatible with all ToughBox™ Job Site Storage Chests

PRODUCT #	HEIGHT	WIDTH
DWMT80432	20"	25.5"

TOUGHBOX™ CASTERS

- 900 lb. weight capacity per caster.
- Each caster includes 11 gauge reinforced plate.
- Sets include 2 swivel and 2 rigid casters*

PRODUCT #	QUANTITY	DESCRIPTION	SIZE
DWMT80427	1	Swivel Caster	4" x 2"
DWMT80434	1	Rigid Caster	4" x 2"
DWMT80435	4 Piece	Caster Set	4" x 2"
DWMT80694*	6 Piece	Caster Set	4" x 2"
DWMT80436	1	Swivel Caster	5" x 2"
DWMT80437	1	Rigid Caster	5" x 2"
DWMT80438	4 Piece	Caster Set	5" x 2"
DWMT80695*	6 Piece	Caster Set	5" x 2"
DWMT80439	1	Swivel Caster	6" x 2"
DWMT80440	1	Rigid Caster	6" x 2"
DWMT80441	4 Piece	Caster Set	6" x 2"
DWMT80696*	6 Piece	Caster Set	6" x 2"

* DWMT80694, DWMT80695 and DWMT80696 include 4 swivel and 2 rigid casters



DRIVE TOOLS AND ACCESSORIES

PEAR HEAD RATCHETS



PRODUCT #	DRIVE SIZE	TOOTH COUNT	OVERALL LENGTH (L)	WEIGHT
DWMT17130B	1/4"	72	5-21/32"	0.26 lbs
DWMT17131B	3/8"	72	7-5/8"	0.71 lbs
DWMT19206B	1/2"	72	9-19/32"	1.26 lbs

PEAR HEAD QUICK RELEASE RATCHET



PRODUCT #	DRIVE SIZE	TOOTH COUNT	OVERALL LENGTH (L)	WEIGHT
DWMT75290B	3/4"	72	19-3/4"	5.94 lbs

ROUND HEAD RATCHETS



PRODUCT #	DRIVE SIZE	TOOTH COUNT	OVERALL LENGTH (L)	WEIGHT
DWMT75278B	1/4"	72	5-23/32"	0.30 lbs
DWMT75307B	3/8"	72	7-5/8"	0.66 lbs
DWMT75271B	1/2"	72	9-11/16"	1.22 lbs

FLEX HANDLE / BREAKER BARS



BULK PRODUCT #	RETAIL PRODUCT #	DRIVE SIZE	OVERALL LENGTH (L)	WEIGHT
DWMT75276B	DWMT75276OSP	1/4"	6"	0.24 lbs
DWMT75296B	DWMT75296OSP	3/8"	8"	0.52 lbs
DWMT75297B	DWMT75297OSP	3/8"	11"	1.10 lbs
DWMT17136B	--	3/8"	15"	2.14 lbs
DWMT75260B	DWMT75260OSP	1/2"	15"	1.53 lbs
DWMT19205B	--	1/2"	18"	2.14 lbs
DWMT75261B	DWMT75261OSP	1/2"	24"	2.60 lbs
DWMT75284B	DWMT75284OSP	3/4"	20"	4.19 lbs
DWMT75287B	DWMT75287OSP	3/4"	40"	8.05 lbs

ADAPTERS



BULK PRODUCT #	RETAIL PRODUCT #	INPUT DRIVE	OUTPUT DRIVE	OVERALL LENGTH (L)	WEIGHT
DWMT86002B	DWMT86002OSP	1/4"	3/8"	31/32"	0.04 lbs
DWMT75311B	DWMT75311OSP	3/8"	1/4"	1"	0.04 lbs
DWMT75310B	DWMT75310OSP	3/8"	1/2"	1-13/32"	0.10 lbs
DWMT86414B	DWMT86414OSP	1/2"	3/8"	1-11/32"	0.10 lbs
DWMT75272B	DWMT75272OSP	1/2"	3/4"	1-21/32"	0.24 lbs
DWMT75293B	DWMT75293OSP	3/4"	1/2"	2-1/8"	0.29 lbs

Bulk products are shipped in polybag packaging. Retail product is merchandisable.

DRIVE TOOLS AND ACCESSORIES

EXTENSION

- Knurled rings for grip and control while handling



BULK PRODUCT #	RETAIL PRODUCT #	DRIVE SIZE	OVERALL LENGTH (L)	WEIGHT
DWMT17132B	--	1/4"	2"	0.06 lbs
DWMT86006B	DWMT860060SP	1/4"	3"	0.08 lbs
DWMT86007B	DWMT860070SP	1/4"	6"	0.15 lbs
DWMT86206B	DWMT862060SP	3/8"	3"	0.16 lbs
DWMT86207B	DWMT862070SP	3/8"	6"	0.32 lbs
DWMT86208B	DWMT862080SP	3/8"	10"	0.51 lbs
DWMT75299B	DWMT752990SP	3/8"	12"	0.55 lbs
DWMT86406B	DWMT864060SP	1/2"	3"	0.26 lbs
DWMT86407B	DWMT864070SP	1/2"	5"	0.49 lbs
DWMT86408B	DWMT864080SP	1/2"	10"	0.93 lbs
DWMT75286B	DWMT752860SP	3/4"	4"	1.02 lbs
DWMT75288B	DWMT752880SP	3/4"	8"	1.61 lbs
DWMT75282B	DWMT752880SP	3/4"	16"	2.84 lbs

ASME B107.110

WOBBLE EXTENSION

- Chamfered tang for increased accessibility.
- Knurled rings for grip and control while handling



BULK PRODUCT #	RETAIL PRODUCT #	DRIVE SIZE	OVERALL LENGTH (L)	WEIGHT
DWMT75441B	DWMT754410SP	3/8"	3"	0.16 lbs
DWMT75442B	DWMT754420SP	3/8"	6"	0.32 lbs
DWMT75443B	DWMT754430SP	3/8"	10"	0.50 lbs
DWMT75444B	DWMT754440SP	1/2"	5"	0.49 lbs
DWMT75445B	DWMT754450SP	1/2"	10"	0.93 lbs

UNIVERSAL JOINTS

BULK PRODUCT #	RETAIL PRODUCT #	DRIVE SIZE	OVERALL LENGTH (L)	WEIGHT
DWMT86011B	DWMT860110SP	1/4"	1-5/16"	0.05 lbs
DWMT86211B	DWMT862110SP	3/8"	1-31/32"	0.13 lbs
DWMT86411B	DWMT864110SP	1/2"	2-11/16"	0.31 lbs
DWMT75292B	DWMT752920SP	3/4"	4-1/4"	1.90 lbs



SLIDING T-HANDLES

BULK PRODUCT #	RETAIL PRODUCT #	DRIVE SIZE	OVERALL LENGTH (L)	WEIGHT
DWMT17133B	--	1/4"	6-11/16"	0.09 lbs
DWMT17138B	--	3/8"	6-11/16"	0.28 lbs
DWMT19204B	--	1/2"	9-9/16"	0.70 lbs
DWMT75291B	DWMT752910SP	3/4"	20"	3.30 lbs



DRIVE TOOLS AND ACCESSORIES

SOCKET SPINNER

- Bi-material grip for comfort and control



BULK PRODUCT #	RETAIL PRODUCT #	DRIVE SIZE	OVERALL LENGTH (L)	WEIGHT
DWMT75277B	DWMT75277OSP	1/4"	6-11/16"	0.21 lbs

BIT HOLDER SOCKETS - 1/4" BITS



BULK PRODUCT #	DRIVE SIZE	OVERALL LENGTH (L)	WEIGHT
DWMT17134B	1/4"	1-1/32"	0.05 lbs
DWMT17137B	3/8"	1-5/32"	0.05 lbs

MAGNETIC TRAY



BULK PRODUCT #	RETAIL PRODUCT #	DIAMETER	WEIGHT
DWMT75313B	DWMT75313OSP	5-7/8"	11.20 oz

SOCKET RAILS

- Lightweight aluminum construction
- Easy slide clips



BULK PRODUCT #	RETAIL PRODUCT #	DRIVE SIZE	OVERALL LENGTH (L)	WEIGHT	CLIPS
DWMT75280B	DWMT75280OSP	1/4"	7-11/16"	0.13 lbs	11
DWMT75301B	DWMT75301OSP	3/8"	12-7/32"	0.21 lbs	12
DWMT75262B	DWMT75262OSP	1/2"	14"	0.29 lbs	12

Bulk products are shipped in polybag packaging. Retail product is merchandisable.

MIXED DRIVE SETS

192 PIECE 1/4", 3/8" & 1/2" DRIVE MECHANICS TOOLS SET

- DirectTorque™ Technology
- Polished chrome vanadium finish
- Hard stamped markings
- 72 tooth ratchet with 5 degree arc swing
- Light-weight carrying case with metal latches

DWMT75049



CONTENTS	DESCRIPTION
DWMT86021	6PT 1/4" Drive Socket 5/32"
DWMT86022	6PT 1/4" Drive Socket 3/16"
DWMT86023	6PT 1/4" Drive Socket 7/32"
DWMT86024	6PT 1/4" Drive Socket 1/4"
DWMT86025	6PT 1/4" Drive Socket 9/32"
DWMT86026	6PT 1/4" Drive Socket 5/16"
DWMT86027	6PT 1/4" Drive Socket 11/32"
DWMT86028	6PT 1/4" Drive Socket 3/8"
DWMT86029	6PT 1/4" Drive Socket 7/16"
DWMT86030	6PT 1/4" Drive Socket 1/2"
DWMT85861	6PT 1/4" Drive Socket 9/16"
DWMT86101	6PT 1/4" Drive Socket 4 mm
DWMT86102	6PT 1/4" Drive Socket 5 mm
DWMT86103	6PT 1/4" Drive Socket 6 mm
DWMT86104	6PT 1/4" Drive Socket 7 mm
DWMT86105	6PT 1/4" Drive Socket 8 mm
DWMT86106	6PT 1/4" Drive Socket 9 mm
DWMT86107	6PT 1/4" Drive Socket 10 mm
DWMT86108	6PT 1/4" Drive Socket 11 mm
DWMT86109	6PT 1/4" Drive Socket 12 mm
DWMT86112	6PT 1/4" Drive Socket 13 mm
DWMT86114	6PT 1/4" Drive Socket 14 mm
DWMT89820	6PT 1/4" Drive Deep Socket 5/32"
DWMT88964	6PT 1/4" Drive Deep Socket 3/16"
DWMT86043	6PT 1/4" Drive Deep Socket 1/4"
DWMT86044	6PT 1/4" Drive Deep Socket 9/32"
DWMT86045	6PT 1/4" Drive Deep Socket 5/16"
DWMT86046	6PT 1/4" Drive Deep Socket 11/32"
DWMT86047	6PT 1/4" Drive Deep Socket 3/8"
DWMT86048	6PT 1/4" Drive Deep Socket 7/16"
DWMT86049	6PT 1/4" Drive Deep Socket 1/2"
DWMT88935	6PT 1/4" Drive Deep Socket 4 mm
DWMT88936	6PT 1/4" Drive Deep Socket 5 mm
DWMT86094	6PT 1/4" Drive Deep Socket 6 mm
DWMT86095	6PT 1/4" Drive Deep Socket 7 mm
DWMT86096	6PT 1/4" Drive Deep Socket 8 mm
DWMT86097	6PT 1/4" Drive Deep Socket 9 mm
DWMT86098	6PT 1/4" Drive Deep Socket 10 mm
DWMT86099	6PT 1/4" Drive Deep Socket 11 mm
DWMT86100	6PT 1/4" Drive Deep Socket 12 mm
DWMT86116	6PT 1/4" Drive Deep Socket 13 mm
DWMT86289	6PT 1/4" Drive Deep Socket 14 mm
DWMT71803	1/4 Drive Pear Head Ratchet
DWMT86006	1/4" Drive 3" Extension
DWMT86007	1/4" Drive 6" Extension
DWMT86372	1/4" Drive 10" Extension
DWMT86002	1/4" X 3/8" Increasing Adapter
DWMT86011	1/4" Drive Universal Joint
DWMT86255	6PT 3/8" Drive Socket 1/4"
DWMT86256	6PT 3/8" Drive Socket 5/16"
DWMT88976	6PT 3/8" Drive Socket 3/8"
DWMT88977	6PT 3/8" Drive Socket 7/16"
DWMT88978	6PT 3/8" Drive Socket 1/2"
DWMT88979	6PT 3/8" Drive Socket 9/16"
DWMT88980	6PT 3/8" Drive Socket 5/8"
DWMT88981	6PT 3/8" Drive Socket 11/16"
DWMT88982	6PT 3/8" Drive Socket 3/4"
DWMT88983	6PT 3/8" Drive Socket 13/16"
DWMT88984	6PT 3/8" Drive Socket 7/8"
DWMT86305	6PT 3/8" Drive Socket 10 mm
DWMT86306	6PT 3/8" Drive Socket 11 mm
DWMT86307	6PT 3/8" Drive Socket 12 mm
DWMT86308	6PT 3/8" Drive Socket 13 mm

CONTENTS	DESCRIPTION
DWMT86309	6PT 3/8" Drive Socket 14 mm
DWMT86310	6PT 3/8" Drive Socket 15 mm
DWMT86311	6PT 3/8" Drive Socket 16 mm
DWMT86312	6PT 3/8" Drive Socket 17 mm
DWMT86313	6PT 3/8" Drive Socket 18 mm
DWMT86314	6PT 3/8" Drive Socket 19 mm
DWMT86316	6PT 3/8" Drive Socket 21 mm
DWMT70840	6PT 3/8" Drive Deep Socket 1/4"
DWMT80016	6PT 3/8" Drive Deep Socket 15/16"
DWMT88985	6PT 3/8" Drive Deep Socket 3/8"
DWMT88986	6PT 3/8" Drive Deep Socket 7/16"
DWMT88987	6PT 3/8" Drive Deep Socket 1/2"
DWMT88988	6PT 3/8" Drive Deep Socket 9/16"
DWMT88989	6PT 3/8" Drive Deep Socket 5/8"
DWMT88990	6PT 3/8" Drive Deep Socket 11/16"
DWMT88991	6PT 3/8" Drive Deep Socket 3/4"
DWMT88992	6PT 3/8" Drive Deep Socket 13/16"
DWMT88971	6PT 3/8" Drive Deep Socket 7/8"
DWMT86322	6PT 3/8" Drive Deep Socket 10 mm
DWMT86323	6PT 3/8" Drive Deep Socket 11 mm
DWMT86324	6PT 3/8" Drive Deep Socket 12 mm
DWMT86325	6PT 3/8" Drive Deep Socket 13 mm
DWMT86326	6PT 3/8" Drive Deep Socket 14 mm
DWMT86327	6PT 3/8" Drive Deep Socket 15 mm
DWMT88825	6PT 3/8" Drive Deep Socket 16 mm
DWMT86328	6PT 3/8" Drive Deep Socket 17 mm
DWMT94955	6PT 3/8" Drive Deep Socket 18 mm
DWMT94961	6PT 3/8" Drive Deep Socket 19 mm
DWMT96362	6PT 3/8" Drive Deep Socket 21 mm
DWMT71804	3/8 Drive Pear Head Ratchet
DWMT86206	3/8" Drive 3" Extension
DWMT86207	3/8" Drive 6" Extension
DWMT86208	3/8" Drive 10" Extension
DWMT86211	3/8" Drive Universal Joint
DWMT75311	3/8" X 1/4" Reducing Adapter
DWMT86443	6PT 1/2" Drive Socket 7/16"
DWMT86444	6PT 1/2" Drive Socket 1/2"
DWMT86445	6PT 1/2" Drive Socket 9/16"
DWMT88766	6PT 1/2" Drive Socket 5/8"
DWMT86448	6PT 1/2" Drive Socket 11/16"
DWMT86449	6PT 1/2" Drive Socket 3/4"
DWMT86451	6PT 1/2" Drive Socket 13/16"
DWMT86452	6PT 1/2" Drive Socket 7/8"
DWMT86453	6PT 1/2" Drive Socket 15/16"
DWMT86455	6PT 1/2" Drive Socket 1"
DWMT86513	6PT 1/2" Drive Socket 13 mm
DWMT86514	6PT 1/2" Drive Socket 14 mm
DWMT86515	6PT 1/2" Drive Socket 15 mm
DWMT88738	6PT 1/2" Drive Socket 16 mm
DWMT86517	6PT 1/2" Drive Socket 17 mm
DWMT86518	6PT 1/2" Drive Socket 18 mm
DWMT86519	6PT 1/2" Drive Socket 19 mm
DWMT86521	6PT 1/2" Drive Socket 21 mm
DWMT86522	6PT 1/2" Drive Socket 22 mm
DWMT86524	6PT 1/2" Drive Socket 24 mm
DWMT89532	6PT 1/2" Drive Deep Socket 7/16"
DWMT88945	6PT 1/2" Drive Deep Socket 1/2"
DWMT88946	6PT 1/2" Drive Deep Socket 9/16"
DWMT88947	6PT 1/2" Drive Deep Socket 5/8"
DWMT88948	6PT 1/2" Drive Deep Socket 11/16"
DWMT88949	6PT 1/2" Drive Deep Socket 3/4"
DWMT88950	6PT 1/2" Drive Deep Socket 13/16"
DWMT88951	6PT 1/2" Drive Deep Socket 7/8"

CONTENTS	DESCRIPTION
DWMT88952	6PT 1/2" Drive Deep Socket 15/16"
DWMT88953	6PT 1/2" Drive Deep Socket 1"
DWMT93528	6PT 1/2" Drive Deep Socket 13 mm
DWMT93529	6PT 1/2" Drive Deep Socket 14 mm
DWMT93530	6PT 1/2" Drive Deep Socket 15 mm
DWMT93531	6PT 1/2" Drive Deep Socket 16 mm
DWMT93532	6PT 1/2" Drive Deep Socket 17 mm
DWMT93533	6PT 1/2" Drive Deep Socket 18 mm
DWMT93534	6PT 1/2" Drive Deep Socket 19 mm
DWMT93535	6PT 1/2" Drive Deep Socket 21 mm
DWMT93536	6PT 1/2" Drive Deep Socket 22 mm
DWMT96370	6PT 1/2" Drive Deep Socket 24 mm
DWMT71805	1/2 Drive Pear Head Ratchet
DWMT86406	1/2" Drive 2.5" Extension
DWMT86407	1/2" Drive 5" Extension
DWMT86408	1/2" Drive 10" Extension
DWMT86411	1/2" Drive Universal Joint
DWMT86414	1/2" Drive Adapter 1/2" to 3/8"
DWMT86380	3/8" Drive Spark Plug Socket 5/8"
DWMT85802	3/8" Drive Spark Plug Socket 3/4"
DWMT86381	6PT 3/8" Drive Spark Plug Socket 13/16"
DWMT86388	3/8" Drive Hex Bit Socket 5/32"
DWMT86389	3/8" Drive Hex Bit Socket 3/16"
DWMT86391	3/8" Drive Hex Bit Socket 1/4"
DWMT86392	3/8" Drive Hex Bit Socket 5/16"
DWMT87971	3/8" Drive Hex Bit Socket 4 mm
DWMT87972	3/8" Drive Hex Bit Socket 5 mm
DWMT87973	3/8" Drive Hex Bit Socket 6 mm
DWMT87974	3/8" Drive Hex Bit Socket 7 mm
DWMT87975	3/8" Drive Hex Bit Socket 8 mm
DWMT87404	3/8" Drive Torx® Bit Socket T10
DWMT87141	3/8" Drive Torx® Bit Socket T15
DWMT87142	3/8" Drive Torx® Bit Socket T20
DWMT87143	3/8" Drive Torx® Bit Socket T25
DWMT87406	3/8" Drive Torx® Bit Socket T27
DWMT87144	3/8" Drive Torx® Bit Socket T30
DWMT87145	3/8" Drive Torx® Bit Socket T40
DWMT87146	3/8" Drive Torx® Bit Socket T45
DWMT72591	14 Piece Standard Hex Key Set
DWMT72592	14 Piece Metric Hex Key Set

*versus standard combination wrenches

MIXED DRIVE SETS

168 PIECE 1/4", 3/8" & 1/2" DRIVE MECHANICS TOOLS SET

- DirectTorque™ Technology
- Polished chrome vanadium finish
- Hard stamped markings
- Light-weight carrying case with metal latches

CONTENTS DESCRIPTION

DWMT86021	6PT 1/4" Drive Socket 5/32"
DWMT86022	6PT 1/4" Drive Socket 3/16"
DWMT86023	6PT 1/4" Drive Socket 7/32"
DWMT86024	6PT 1/4" Drive Socket 1/4"
DWMT86025	6PT 1/4" Drive Socket 9/32"
DWMT86026	6PT 1/4" Drive Socket 5/16"
DWMT86027	6PT 1/4" Drive Socket 11/32"
DWMT86028	6PT 1/4" Drive Socket 3/8"
DWMT86029	6PT 1/4" Drive Socket 7/16"
DWMT86030	6PT 1/4" Drive Socket 1/2"
DWMT86101	6PT 1/4" Drive Socket 4 mm
DWMT86110	6PT 1/4" Drive Socket 4.5 mm
DWMT86102	6PT 1/4" Drive Socket 5 mm
DWMT86111	6PT 1/4" Drive Socket 5.5 mm
DWMT86103	6PT 1/4" Drive Socket 6 mm
DWMT86104	6PT 1/4" Drive Socket 7 mm
DWMT86105	6PT 1/4" Drive Socket 8 mm
DWMT86106	6PT 1/4" Drive Socket 9 mm
DWMT86107	6PT 1/4" Drive Socket 10 mm
DWMT86108	6PT 1/4" Drive Socket 11 mm
DWMT86109	6PT 1/4" Drive Socket 12 mm
DWMT86112	6PT 1/4" Drive Socket 13 mm
DWMT86045	6PT 1/4" Drive Deep Socket 5/16"
DWMT86046	6PT 1/4" Drive Deep Socket 11/32"
DWMT86047	6PT 1/4" Drive Deep Socket 3/8"
DWMT86048	6PT 1/4" Drive Deep Socket 7/16"
DWMT86049	6PT 1/4" Drive Deep Socket 1/2"
DWMT86097	6PT 1/4" Drive Deep Socket 9 mm
DWMT86098	6PT 1/4" Drive Deep Socket 10 mm
DWMT86099	6PT 1/4" Drive Deep Socket 11 mm
DWMT86100	6PT 1/4" Drive Deep Socket 12 mm
DWMT86116	6PT 1/4" Drive Deep Socket 13 mm
DWMT86256	6PT 3/8" Drive Socket 5/16"
DWMT88976	6PT 3/8" Drive Socket 3/8"
DWMT88977	6PT 3/8" Drive Socket 7/16"
DWMT88978	6PT 3/8" Drive Socket 1/2"
DWMT88979	6PT 3/8" Drive Socket 9/16"
DWMT88980	6PT 3/8" Drive Socket 5/8"
DWMT88981	6PT 3/8" Drive Socket 11/16"
DWMT88982	6PT 3/8" Drive Socket 3/4"
DWMT88983	6PT 3/8" Drive Socket 13/16"
DWMT88984	6PT 3/8" Drive Socket 7/8"
DWMT86305	6PT 3/8" Drive Socket 10 mm
DWMT86306	6PT 3/8" Drive Socket 11 mm
DWMT86307	6PT 3/8" Drive Socket 12 mm
DWMT86308	6PT 3/8" Drive Socket 13 mm
DWMT86309	6PT 3/8" Drive Socket 14 mm
DWMT86310	6PT 3/8" Drive Socket 15 mm
DWMT86311	6PT 3/8" Drive Socket 16 mm
DWMT86312	6PT 3/8" Drive Socket 17 mm
DWMT86313	6PT 3/8" Drive Socket 18 mm
DWMT86314	6PT 3/8" Drive Socket 19 mm
DWMT88989	6PT 3/8" Drive Deep Socket 5/8"
DWMT88990	6PT 3/8" Drive Deep Socket 11/16"
DWMT88991	6PT 3/8" Drive Deep Socket 3/4"
DWMT88992	6PT 3/8" Drive Deep Socket 13/16"
DWMT88971	6PT 3/8" Drive Deep Socket 7/8"
DWMT86327	6PT 3/8" Drive Deep Socket 15 mm
DWMT88825	6PT 3/8" Drive Deep Socket 16 mm
DWMT86328	6PT 3/8" Drive Deep Socket 17 mm
DWMT94955	6PT 3/8" Drive Deep Socket 18 mm
DWMT94961	6PT 3/8" Drive Deep Socket 19 mm
DWMT86444	6PT 1/2" Drive Socket 1/2"

DWMT73803



CONTENTS DESCRIPTION

DWMT86445	6PT 1/2" Drive Socket 9/16"
DWMT88766	6PT 1/2" Drive Socket 5/8"
DWMT86448	6PT 1/2" Drive Socket 11/16"
DWMT86449	6PT 1/2" Drive Socket 3/4"
DWMT86451	6PT 1/2" Drive Socket 13/16"
DWMT86452	6PT 1/2" Drive Socket 7/8"
DWMT86453	6PT 1/2" Drive Socket 15/16"
DWMT86512	6PT 1/2" Drive Socket 12 mm
DWMT86513	6PT 1/2" Drive Socket 13 mm
DWMT86514	6PT 1/2" Drive Socket 14 mm
DWMT86515	6PT 1/2" Drive Socket 15 mm
DWMT86517	6PT 1/2" Drive Socket 17 mm
DWMT86518	6PT 1/2" Drive Socket 18 mm
DWMT86519	6PT 1/2" Drive Socket 19 mm
DWMT86521	6PT 1/2" Drive Socket 21 mm
DWMT86380	3/8" Drive Spark Plug Socket 5/8"
DWMT85802	3/8" Drive Spark Plug Socket 3/4"
DWMT75311	3/8" X 1/4" Reducing Adapter
DWMT86007	1/4" Drive 6" Extension
DWMT86207	3/8" Drive 6" Extension
DWMT86407	1/2" Drive 5" Extension
DWMT86011	1/4" Drive Universal Joint
DWMT86211	3/8" Drive Universal Joint
DWMT86411	1/2" Drive Universal Joint
DWMT71803	1/4 Drive Pear Head Ratchet
DWMT71804	3/8 Drive Pear Head Ratchet
DWMT71805	1/2 Drive Pear Head Ratchet
DWMT72191	Combination Wrench 5/16"
DWMT72193	Combination Wrench 3/8"
DWMT72194	Combination Wrench 7/16"
DWMT72195	Combination Wrench 1/2"
DWMT72196	Combination Wrench 9/16"

CONTENTS DESCRIPTION

DWMT72197	Combination Wrench 5/8"
DWMT72211	Combination Wrench 10 mm
DWMT72212	Combination Wrench 11 mm
DWMT72213	Combination Wrench 12 mm
DWMT72215	Combination Wrench 14 mm
DWMT72216	Combination Wrench 15 mm
DWMT72217	Combination Wrench 16 mm
DWMT72591	14 Piece Standard Hex Key Set
DWMT72592	14 Piece Metric Hex Key Set
--	Vinyl Grip Multi Driver
--	4 mm Nut Driver Bit
--	5 mm Nut Driver Bit
--	6 mm Nut Driver Bit
--	7 mm Nut Driver Bit
--	8 mm Nut Driver Bit
--	5/32" Nut Driver Bit
--	3/16" Nut Driver Bit
--	7/32" Nut Driver Bit
--	1/4" Nut Driver Bit
--	9/32" Nut Driver Bit
--	5/16" Nut Driver Bit
--	11/32" Nut Driver Bit
--	3/8" Nut Driver Bit
--	7/16" Nut Driver Bit
--	1/2" Nut Driver Bit
--	22 Piece Bit Set with Storage Case

*versus standard combination wrenches

Bulk products are shipped in polybag packaging. Retail product is merchandisable.

MIXED DRIVE SETS

**142 PIECE
1/4" & 3/8" DRIVE
MECHANICS
TOOLS SET**

- DirectTorque™ Technology
- Polished chrome vanadium finish
- Hard stamped markings
- Light-weight carrying case with metal latches

CONTENTS	DESCRIPTION
DWMT86022	6PT 1/4" Drive Socket 3/16"
DWMT86023	6PT 1/4" Drive Socket 7/32"
DWMT86024	6PT 1/4" Drive Socket 1/4"
DWMT86025	6PT 1/4" Drive Socket 9/32"
DWMT86026	6PT 1/4" Drive Socket 5/16"
DWMT86027	6PT 1/4" Drive Socket 11/32"
DWMT86028	6PT 1/4" Drive Socket 3/8"
DWMT86029	6PT 1/4" Drive Socket 7/16"
DWMT86030	6PT 1/4" Drive Socket 1/2"
DWMT86102	6PT 1/4" Drive Socket 5 mm
DWMT86103	6PT 1/4" Drive Socket 6 mm
DWMT86104	6PT 1/4" Drive Socket 7 mm
DWMT86105	6PT 1/4" Drive Socket 8 mm
DWMT86106	6PT 1/4" Drive Socket 9 mm
DWMT86107	6PT 1/4" Drive Socket 10 mm
DWMT86108	6PT 1/4" Drive Socket 11 mm
DWMT86109	6PT 1/4" Drive Socket 12 mm
DWMT86112	6PT 1/4" Drive Socket 13 mm
DWMT86045	6PT 1/4" Drive Deep Socket 5/16"
DWMT86046	6PT 1/4" Drive Deep Socket 11/32"
DWMT86047	6PT 1/4" Drive Deep Socket 3/8"
DWMT86048	6PT 1/4" Drive Deep Socket 7/16"
DWMT86049	6PT 1/4" Drive Deep Socket 1/2"
DWMT86097	6PT 1/4" Drive Deep Socket 9 mm
DWMT86098	6PT 1/4" Drive Deep Socket 10 mm
DWMT86099	6PT 1/4" Drive Deep Socket 11 mm
DWMT86100	6PT 1/4" Drive Deep Socket 12 mm
DWMT86116	6PT 1/4" Drive Deep Socket 13 mm
DWMT86256	6PT 3/8" Drive Socket 5/16"
DWMT88976	6PT 3/8" Drive Socket 3/8"
DWMT88977	6PT 3/8" Drive Socket 7/16"
DWMT88978	6PT 3/8" Drive Socket 1/2"
DWMT88979	6PT 3/8" Drive Socket 9/16"
DWMT88980	6PT 3/8" Drive Socket 5/8"
DWMT88981	6PT 3/8" Drive Socket 11/16"
DWMT88982	6PT 3/8" Drive Socket 3/4"
DWMT88983	6PT 3/8" Drive Socket 13/16"
DWMT88984	6PT 3/8" Drive Socket 7/8"
DWMT86305	6PT 3/8" Drive Socket 10 mm
DWMT86306	6PT 3/8" Drive Socket 11 mm
DWMT86307	6PT 3/8" Drive Socket 12 mm
DWMT86308	6PT 3/8" Drive Socket 13 mm
DWMT86309	6PT 3/8" Drive Socket 14 mm
DWMT86310	6PT 3/8" Drive Socket 15 mm
DWMT86311	6PT 3/8" Drive Socket 16 mm
DWMT86312	6PT 3/8" Drive Socket 17 mm
DWMT86313	6PT 3/8" Drive Socket 18 mm
DWMT86314	6PT 3/8" Drive Socket 19 mm
DWMT88989	6PT 3/8" Drive Deep Socket 5/8"
DWMT88990	6PT 3/8" Drive Deep Socket 11/16"
DWMT88991	6PT 3/8" Drive Deep Socket 3/4"
DWMT88992	6PT 3/8" Drive Deep Socket 13/16"
DWMT88971	6PT 3/8" Drive Deep Socket 7/8"
DWMT88825	6PT 3/8" Drive Deep Socket 16 mm
DWMT86328	6PT 3/8" Drive Deep Socket 17 mm
DWMT94955	6PT 3/8" Drive Deep Socket 18 mm
DWMT94961	6PT 3/8" Drive Deep Socket 19 mm
DWMT72193	Combination Wrench 3/8"
DWMT72194	Combination Wrench 7/16"
DWMT72195	Combination Wrench 1/2"
DWMT72196	Combination Wrench 9/16"
DWMT72197	Combination Wrench 5/8"
DWMT72211	Combination Wrench 10 mm

DWMT73802



CONTENTS	DESCRIPTION
DWMT72212	Combination Wrench 11 mm
DWMT72214	Combination Wrench 13 mm
DWMT72215	Combination Wrench 14 mm
DWMT72216	Combination Wrench 15 mm
DWMT86002	1/4" X 3/8" Increasing Adapter
DWMT75311	3/8" X 1/4" Reducing Adapter
DWMT86380	3/8" Drive Spark Plug Socket 5/8"
DWMT86007	1/4" Drive 6" Extension
DWMT86207	3/8" Drive 6" Extension
DWMT86011	1/4" Drive Universal Joint
DWMT86211	3/8" Drive Universal Joint
DWMT71803	1/4" Drive Pear Head Ratchet
DWMT71804	3/8" Drive Pear Head Ratchet
DWMT72591	14 Piece Standard Hex Key Set
DWMT72592	14 Piece Metric Hex Key Set
--	4 mm Nut Driver Bit
--	5 mm Nut Driver Bit
--	6 mm Nut Driver Bit
--	7 mm Nut Driver Bit
--	8 mm Nut Driver Bit
--	5/32" Nut Driver Bit
--	3/16" Nut Driver Bit
--	7/32" Nut Driver Bit
--	1/4" Nut Driver Bit
--	9/32" Nut Driver Bit
--	5/16" Nut Driver Bit
--	11/32" Nut Driver Bit
--	3/8" Nut Driver Bit
--	7/16" Nut Driver Bit
--	1/2" Nut Driver Bit
--	Vinyl Grip Multi Driver
--	22 Piece Bit Set with Storage Case

MIXED DRIVE SETS

108 PIECE 1/4" & 3/8" DRIVE MECHANICS TOOLS SET

- DirectTorque™ Technology
- Polished chrome vanadium finish
- Hard stamped markings
- Light-weight carrying case with metal latches

CONTENTS	DESCRIPTION
DWMT86021	6PT 1/4" Drive Socket 5/32"
DWMT86022	6PT 1/4" Drive Socket 3/16"
DWMT86023	6PT 1/4" Drive Socket 7/32"
DWMT86024	6PT 1/4" Drive Socket 1/4"
DWMT86025	6PT 1/4" Drive Socket 9/32"
DWMT86026	6PT 1/4" Drive Socket 5/16"
DWMT86027	6PT 1/4" Drive Socket 11/32"
DWMT86028	6PT 1/4" Drive Socket 3/8"
DWMT86101	6PT 1/4" Drive Socket 4 mm
DWMT86102	6PT 1/4" Drive Socket 5 mm
DWMT86103	6PT 1/4" Drive Socket 6 mm
DWMT86104	6PT 1/4" Drive Socket 7 mm
DWMT86105	6PT 1/4" Drive Socket 8 mm
DWMT86106	6PT 1/4" Drive Socket 9 mm
DWMT86107	6PT 1/4" Drive Socket 10 mm
DWMT86108	6PT 1/4" Drive Socket 11 mm
DWMT86046	6PT 1/4" Drive Deep Socket 11/32"
DWMT86047	6PT 1/4" Drive Deep Socket 3/8"
DWMT86048	6PT 1/4" Drive Deep Socket 7/16"
DWMT86049	6PT 1/4" Drive Deep Socket 1/2"
DWMT86098	6PT 1/4" Drive Deep Socket 10 mm
DWMT86099	6PT 1/4" Drive Deep Socket 11 mm
DWMT86100	6PT 1/4" Drive Deep Socket 12 mm
DWMT86116	6PT 1/4" Drive Deep Socket 13 mm
DWMT88976	6PT 3/8" Drive Socket 3/8"
DWMT88977	6PT 3/8" Drive Socket 7/16"
DWMT88978	6PT 3/8" Drive Socket 1/2"

CONTENTS	DESCRIPTION
DWMT88979	6PT 3/8" Drive Socket 9/16"
DWMT88980	6PT 3/8" Drive Socket 5/8"
DWMT88981	6PT 3/8" Drive Socket 11/16"
DWMT88982	6PT 3/8" Drive Socket 3/4"
DWMT86305	6PT 3/8" Drive Socket 10 mm
DWMT86306	6PT 3/8" Drive Socket 11 mm
DWMT86307	6PT 3/8" Drive Socket 12 mm
DWMT86308	6PT 3/8" Drive Socket 13 mm
DWMT86309	6PT 3/8" Drive Socket 14 mm
DWMT86310	6PT 3/8" Drive Socket 15 mm
DWMT86311	6PT 3/8" Drive Socket 16 mm
DWMT86312	6PT 3/8" Drive Socket 17 mm
DWMT88988	6PT 3/8" Drive Deep Socket 9/16"
DWMT88989	6PT 3/8" Drive Deep Socket 5/8"
DWMT88990	6PT 3/8" Drive Deep Socket 11/16"
DWMT88991	6PT 3/8" Drive Deep Socket 3/4"
DWMT86326	6PT 3/8" Drive Deep Socket 14 mm
DWMT86327	6PT 3/8" Drive Deep Socket 15 mm
DWMT88825	6PT 3/8" Drive Deep Socket 16 mm
DWMT86328	6PT 3/8" Drive Deep Socket 17 mm
DWMT75311	3/8" X 1/4" Reducing Adapter
DWMT86006	1/4" Drive 3" Extension
DWMT86206	3/8" Drive 3" Extension
DWMT71803	1/4 Drive Pear Head Ratchet
DWMT71804	3/8 Drive Pear Head Ratchet
DWMT72591	14 Piece Standard Hex Key Set
DWMT72592	14 Piece Metric Hex Key Set

DWMT73801



CONTENTS	DESCRIPTION
--	5/32" Nut Driver Bit
--	3/16" Nut Driver Bit
--	7/32" Nut Driver Bit
--	1/4" Nut Driver Bit
--	9/32" Nut Driver Bit
--	Vinyl Grip Multi Driver
--	22 Piece Bit Set with Storage Case

61 PIECE 1/4" & 3/8" DRIVE COMBINATION SOCKET SET - 6 POINT

- DirectTorque™ Technology
- Polished chrome vanadium finish
- Hard stamped markings
- Light-weight carrying case with metal latches
- IP65 rated water seal

CONTENTS	DESCRIPTION
DWMT86101	6PT 1/4" Drive Socket 4 mm
DWMT86102	6PT 1/4" Drive Socket 5 mm
DWMT86103	6PT 1/4" Drive Socket 6 mm
DWMT86104	6PT 1/4" Drive Socket 7 mm
DWMT86105	6PT 1/4" Drive Socket 8 mm
DWMT86106	6PT 1/4" Drive Socket 9 mm
DWMT86107	6PT 1/4" Drive Socket 10 mm
DWMT88964	6PT 1/4" Drive Deep Socket 3/16"
DWMT88934	6PT 1/4" Drive Deep Socket 7/32"
DWMT86043	6PT 1/4" Drive Deep Socket 1/4"
DWMT86044	6PT 1/4" Drive Deep Socket 9/32"
DWMT86045	6PT 1/4" Drive Deep Socket 5/16"
DWMT86046	6PT 1/4" Drive Deep Socket 11/32"
DWMT86047	6PT 1/4" Drive Deep Socket 3/8"
DWMT86303	6PT 3/8" Drive Socket 8 mm
DWMT86304	6PT 3/8" Drive Socket 9 mm
DWMT86305	6PT 3/8" Drive Socket 10 mm
DWMT86306	6PT 3/8" Drive Socket 11 mm
DWMT86307	6PT 3/8" Drive Socket 12 mm
DWMT86308	6PT 3/8" Drive Socket 13 mm
DWMT86309	6PT 3/8" Drive Socket 14 mm
DWMT86310	6PT 3/8" Drive Socket 15 mm
DWMT86311	6PT 3/8" Drive Socket 16 mm
DWMT86312	6PT 3/8" Drive Socket 17 mm
DWMT86313	6PT 3/8" Drive Socket 18 mm
DWMT86314	6PT 3/8" Drive Socket 19 mm
DWMT88976	6PT 3/8" Drive Socket 3/8"

CONTENTS	DESCRIPTION
DWMT88977	6PT 3/8" Drive Socket 7/16"
DWMT88978	6PT 3/8" Drive Socket 1/2"
DWMT88979	6PT 3/8" Drive Socket 9/16"
DWMT88980	6PT 3/8" Drive Socket 5/8"
DWMT88981	6PT 3/8" Drive Socket 11/16"
DWMT88982	6PT 3/8" Drive Socket 3/4"
DWMT86380	6PT 3/8" Drive Spark Plug Socket 5/8
DWMT86381	6PT 3/8" Drive Spark Plug Socket 13/16"
DWMT75277	1/4" Drive Flex Handle
DWMT17134	1/4" Drive Spark Plug Ring - Clip Bit Holder
DWMT17131	3/8" Drive Pear Head Ratchet
DWMT86206	3/8" Drive 3" Extension
DWMT86207	3/8" Drive 6" Extension
DWMT17138	3/8" Drive Sliding T-Handle
DWMT86211	3/8" Drive Universal Joint
DWMT75311	3/8" F X 1/4 M Adapter
--	Pozi Drive #1 Bit
--	Pozi Drive #2 Bit
--	Pozi Drive #3 Bit
--	T10 Torx® Bit
--	T15 Torx® Bit
--	T20 Torx® Bit
--	T25 Torx® Bit
--	T30 Torx® Bit
--	T40 Torx® Bit
--	3 mm Hex Bit
--	4 mm Hex Bit

DWMT19257



CONTENTS	DESCRIPTION
--	5 mm Hex Bit
--	4 mm Flat Bit
--	5.5 mm Flat Bit
--	6 mm Flat Bit
--	Phillips #1 Bit
--	Phillips #2 Bit
--	Phillips #3 Bit

Torx® is a registered trademark of Acument Intellectual Properties, LLC.

Bulk products are shipped in polybag packaging. Retail product is merchandisable.

MIXED DRIVE SETS

34 PIECE 1/4" & 3/8" DRIVE SOCKET SET

- DirectTorque™ Technology
- Polished chrome vanadium finish
- Hard stamped markings
- Interlocking stackable case with removable inner tray

DWMT73804

CONTENTS	DESCRIPTION
DWMT86021	6PT 1/4" Drive Socket 5/32"
DWMT86022	6PT 1/4" Drive Socket 3/16"
DWMT86023	6PT 1/4" Drive Socket 7/32"
DWMT86024	6PT 1/4" Drive Socket 1/4"
DWMT86025	6PT 1/4" Drive Socket 9/32"
DWMT86026	6PT 1/4" Drive Socket 5/16"
DWMT86028	6PT 1/4" Drive Socket 3/8"
DWMT86102	6PT 1/4" Drive Socket 5 mm
DWMT86103	6PT 1/4" Drive Socket 6 mm
DWMT86104	6PT 1/4" Drive Socket 7 mm
DWMT86105	6PT 1/4" Drive Socket 8 mm
DWMT86106	6PT 1/4" Drive Socket 9 mm
DWMT86107	6PT 1/4" Drive Socket 10 mm
DWMT86108	6PT 1/4" Drive Socket 11 mm
DWMT88977	6PT 3/8" Drive Socket 7/16"
DWMT88978	6PT 3/8" Drive Socket 1/2"
DWMT88979	6PT 3/8" Drive Socket 9/16"
DWMT88980	6PT 3/8" Drive Socket 5/8"

CONTENTS	DESCRIPTION
DWMT88981	6PT 3/8" Drive Socket 11/16"
DWMT88982	6PT 3/8" Drive Socket 3/4"
DWMT88983	6PT 3/8" Drive Socket 13/16"
DWMT88984	6PT 3/8" Drive Socket 7/8"
DWMT86307	6PT 3/8" Drive Socket 12 mm
DWMT86308	6PT 3/8" Drive Socket 13 mm
DWMT86309	6PT 3/8" Drive Socket 14 mm
DWMT86310	6PT 3/8" Drive Socket 15 mm
DWMT86311	6PT 3/8" Drive Socket 16 mm
DWMT86312	6PT 3/8" Drive Socket 17 mm
DWMT86313	6PT 3/8" Drive Socket 18 mm
DWMT86314	6PT 3/8" Drive Socket 19 mm
DWMT86206	3/8" Drive 3" Extension
DWMT75311	3/8" X 1/4" Reducing Adapter
DWMT71804	3/8 Drive Pear Head Ratchet
--	3/8" Drive Drill Adapter



15 PIECE 1/4" & 3/8" DRIVE TOOL ACCESSORY SET

- DirectTorque™ Technology
- Polished chrome vanadium finish
- Hard stamped markings
- Interlocking stackable case with removable inner tray

DWMT73807

CONTENTS	DESCRIPTION
DWMT86006	1/4" Drive 3" Extension
DWMT86007	1/4" Drive 6" Extension
DWMT86372	1/4" Drive 10" Extension
DWMT86206	3/8" Drive 3" Extension
DWMT86207	3/8" Drive 6" Extension
DWMT86208	3/8" Drive 10" Extension
DWMT86380	3/8" Drive Spark Plug Socket 5/8"
DWMT85802	3/8" Drive Spark Plug Socket 3/4"
DWMT86381	3/8" Drive Spark Plug Socket 13/16"
DWMT86002	1/4" X 3/8" Increasing Adapter
DWMT86011	1/4" Drive Universal Joint

CONTENTS	DESCRIPTION
DWMT75311	3/8" X 1/4" Reducing Adapter
DWMT86211	3/8" Drive Universal Joint
--	1/4" Drive Drill Adapter
--	3/8" Drive Drill Adapter



7 PIECE 1/4" & 3/8" DRIVE TORX[®] SOCKET SET

- DirectTorque™ Technology
- Polished chrome vanadium finish
- Hard stamped markings
- Injection molded rack

DWMT54230SP

CONTENTS	DESCRIPTION
DWMT76107	1/4" Drive Torx [®] Bit Socket T15
DWMT76108	1/4" Drive Torx [®] Bit Socket T20
DWMT76109	1/4" Drive Torx [®] Bit Socket T25
DWMT76316	1/4" Drive Torx [®] Bit Socket T27

CONTENTS	DESCRIPTION
DWMT76317	1/4" Drive Torx [®] Bit Socket T30
DWMT87145	3/8" Drive Torx [®] Bit Socket T40
DWMT87146	3/8" Drive Torx [®] Bit Socket T45

Delayed Availability

Torx[®] is a registered trademark of Acument Intellectual Properties, LLC.

1/4" DRIVE SOCKET SETS

69 PIECE 1/4" DRIVE COMBINATION SOCKET SET - 6 POINT

- DirectTorque™ Technology
- Polished chrome vanadium finish
- Hard stamped markings
- Light-weight carrying case with metal latches
- IP65 rated water seal

CONTENTS	DESCRIPTION
DWMT86101	6PT 1/4" Drive Socket 4 mm
DWMT19298	6PT 1/4" Drive Socket 4.5 mm
DWMT86102	6PT 1/4" Drive Socket 5 mm
DWMT19299	6PT 1/4" Drive Socket 5.5 mm
DWMT86103	6PT 1/4" Drive Socket 6 mm
DWMT86104	6PT 1/4" Drive Socket 7 mm
DWMT86105	6PT 1/4" Drive Socket 8 mm
DWMT86106	6PT 1/4" Drive Socket 9 mm
DWMT86107	6PT 1/4" Drive Socket 10 mm
DWMT86108	6PT 1/4" Drive Socket 11 mm
DWMT86109	6PT 1/4" Drive Socket 12 mm
DWMT86112	6PT 1/4" Drive Socket 13 mm
DWMT86114	6PT 1/4" Drive Socket 14 mm
DWMT88935	6PT 1/4" Drive Deep Socket 4 mm
DWMT88936	6PT 1/4" Drive Deep Socket 5 mm
DWMT86094	6PT 1/4" Drive Deep Socket 6 mm
DWMT86095	6PT 1/4" Drive Deep Socket 7 mm
DWMT86096	6PT 1/4" Drive Deep Socket 8 mm
DWMT86097	6PT 1/4" Drive Deep Socket 9 mm
DWMT86098	6PT 1/4" Drive Deep Socket 10 mm
DWMT86099	6PT 1/4" Drive Deep Socket 11 mm
DWMT86100	6PT 1/4" Drive Deep Socket 12 mm
DWMT86116	6PT 1/4" Drive Deep Socket 13 mm
DWMT86022	6PT 1/4" Drive Socket 3/16"
DWMT86023	6PT 1/4" Drive Socket 7/32"
DWMT86024	6PT 1/4" Drive Socket 1/4"
DWMT86025	6PT 1/4" Drive Socket 9/32"
DWMT86026	6PT 1/4" Drive Socket 5/16"
DWMT86027	6PT 1/4" Drive Socket 11/32"

CONTENTS	DESCRIPTION
DWMT86028	6PT 1/4" Drive Socket 3/8"
DWMT86029	6PT 1/4" Drive Socket 7/16"
DWMT86030	6PT 1/4" Drive Socket 1/2"
DWMT88964	6PT 1/4" Drive Deep Socket 3/16"
DWMT88934	6PT 1/4" Drive Deep Socket 7/32"
DWMT86043	6PT 1/4" Drive Deep Socket 1/4"
DWMT86044	6PT 1/4" Drive Deep Socket 9/32"
DWMT86045	6PT 1/4" Drive Deep Socket 5/16"
DWMT86046	6PT 1/4" Drive Deep Socket 11/32"
DWMT86047	6PT 1/4" Drive Deep Socket 3/8"
DWMT86048	6PT 1/4" Drive Deep Socket 7/16"
DWMT86049	6PT 1/4" Drive Deep Socket 1/2"
DWMT17130	1/4" Drive Pear Head Ratchet
DWMT17132	1/4" Drive 2" Extension
DWMT86007	1/4" Drive 6" Extension
DWMT17133	1/4" Drive Sliding T-Handle
DWMT17134	1/4" Drive Spark Plug Ring - Clip Bit Holder
DWMT86011	1/4" Drive Universal Joint
DWMT75277	1/4" Drive Flex Handle
DWMT17183	1/4" Drive 4 mm Hex Socket
DWMT79239	1/4" Drive 5.5 mm Hex Socket
DWMT79240	1/4" Drive 6.5 mm Hex Socket
--	Pozi Drive #1 Bit
--	Pozi Drive #2 Bit
--	Pozi Drive #3 Bit
--	T10 Torx® Bit
--	T15 Torx® Bit
--	T20 Torx® Bit
--	T25 Torx® Bit

DWMT19259



CONTENTS	DESCRIPTION
--	T30 Torx® Bit
--	T40 Torx® Bit
--	3 mm Hex Bit
--	4 mm Hex Bit
--	5 mm Hex Bit
--	4 mm Flat Bit
--	5.5 mm Flat Bit
--	6 mm Flat Bit
--	Phillips #1 Bit
--	Phillips #2 Bit
--	Phillips #3 Bit

37 PIECE 1/4" DRIVE METRIC SOCKET SET - 6 POINT

CONTENTS	DESCRIPTION
DWMT86101	6PT 1/4" Drive Socket 4 mm
DWMT19298	6PT 1/4" Drive Socket 4.5 mm
DWMT86102	6PT 1/4" Drive Socket 5 mm
DWMT19299	6PT 1/4" Drive Socket 5.5 mm
DWMT86103	6PT 1/4" Drive Socket 6 mm
DWMT86104	6PT 1/4" Drive Socket 7 mm
DWMT86105	6PT 1/4" Drive Socket 8 mm
DWMT86106	6PT 1/4" Drive Socket 9 mm
DWMT86107	6PT 1/4" Drive Socket 10 mm
DWMT86108	6PT 1/4" Drive Socket 11 mm
DWMT86109	6PT 1/4" Drive Socket 12 mm
DWMT86112	6PT 1/4" Drive Socket 13 mm
DWMT86114	6PT 1/4" Drive Socket 14 mm
--	Pozi Drive #1 Bit
--	Pozi Drive #2 Bit
--	Pozi Drive #3 Bit
--	T10 Torx® Bit
--	T15 Torx® Bit
--	T20 Torx® Bit

CONTENTS	DESCRIPTION
--	T25 Torx® Bit
--	T30 Torx® Bit
--	T40 Torx® Bit
--	3 mm Hex Bit
--	4 mm Hex Bit
--	5 mm Hex Bit
--	4 mm Flat Bit
--	5.5 mm Flat Bit
--	6 mm Flat Bit
--	Phillips #1 Bit
--	Phillips #2 Bit
--	Phillips #3 Bit
DWMT17130	1/4" Drive Pear Head Ratchet
DWMT17132	1/4" Drive 2" Extension
DWMT86006	1/4" Drive 3" Extension
DWMT17133	1/4" Drive Sliding T-Handle
DWMT17134	1/4" Drive Spark Plug Ring - Clip Bit Holder
DWMT86011	1/4" Drive Universal Joint

DWMT19238



Torx® is a registered trademark of Acument Intellectual Properties, LLC.

Bulk products are shipped in polybag packaging. Retail product is merchandisable.

1/4" DRIVE SOCKET SETS

25 PIECE 1/4" DRIVE SOCKET SET

- DirectTorque™ Technology
- Polished chrome vanadium finish
- Hard stamped markings
- Interlocking stackable case with removable inner tray

CONTENTS	DESCRIPTION
DWMT86021	6PT 1/4" Drive Socket 5/32"
DWMT86022	6PT 1/4" Drive Socket 3/16"
DWMT86023	6PT 1/4" Drive Socket 7/32"
DWMT86024	6PT 1/4" Drive Socket 1/4"
DWMT86025	6PT 1/4" Drive Socket 9/32"
DWMT86026	6PT 1/4" Drive Socket 5/16"
DWMT86027	6PT 1/4" Drive Socket 11/32"
DWMT86028	6PT 1/4" Drive Socket 3/8"
DWMT86029	6PT 1/4" Drive Socket 7/16"
DWMT86030	6PT 1/4" Drive Socket 1/2"
DWMT85861	6PT 1/4" Drive Socket 9/16"
DWMT86101	6PT 1/4" Drive Socket 4 mm
DWMT86102	6PT 1/4" Drive Socket 5 mm
DWMT86103	6PT 1/4" Drive Socket 6 mm
DWMT86104	6PT 1/4" Drive Socket 7 mm
DWMT86105	6PT 1/4" Drive Socket 8 mm
DWMT86106	6PT 1/4" Drive Socket 9 mm
DWMT86107	6PT 1/4" Drive Socket 10 mm
DWMT86108	6PT 1/4" Drive Socket 11 mm
DWMT86109	6PT 1/4" Drive Socket 12 mm
DWMT86112	6PT 1/4" Drive Socket 13 mm
DWMT86114	6PT 1/4" Drive Socket 14 mm
DWMT71803	1/4 Drive Pear Head Ratchet
DWMT86006	1/4" Drive 3" Extension
--	1/4" Drive Drill Adapter

DWMT73805



20 PIECE 1/4" DRIVE DEEP COMBINATION SOCKET SET

CONTENTS	DESCRIPTION
DWMT88964	6PT 1/4" Drive Deep Socket 3/16"
DWMT86043	6PT 1/4" Drive Deep Socket 1/4"
DWMT89820	6PT 1/4" Drive Deep Socket 5/32"
DWMT86044	6PT 1/4" Drive Deep Socket 9/32"
DWMT86045	6PT 1/4" Drive Deep Socket 5/16"
DWMT86046	6PT 1/4" Drive Deep Socket 11/32"
DWMT86047	6PT 1/4" Drive Deep Socket 3/8"
DWMT86048	6PT 1/4" Drive Deep Socket 7/16"
DWMT86049	6PT 1/4" Drive Deep Socket 1/2"
DWMT88935	6PT 1/4" Drive Deep Socket 4 mm
DWMT88936	6PT 1/4" Drive Deep Socket 5 mm
DWMT86094	6PT 1/4" Drive Deep Socket 6 mm
DWMT86095	6PT 1/4" Drive Deep Socket 7 mm
DWMT86096	6PT 1/4" Drive Deep Socket 8 mm
DWMT86097	6PT 1/4" Drive Deep Socket 9 mm
DWMT86098	6PT 1/4" Drive Deep Socket 10 mm
DWMT86099	6PT 1/4" Drive Deep Socket 11 mm
DWMT86100	6PT 1/4" Drive Deep Socket 12 mm
DWMT86116	6PT 1/4" Drive Deep Socket 13 mm
DWMT86289	6PT 1/4" Drive Deep Socket 14 mm

DWMT73811



1/4" DRIVE SOCKETS

1/4" DRIVE SOCKETS - 6 POINT

- DirectTorque™ Technology
- Polished chrome vanadium finish
- Hard stamped markings
- Knurled control ring



BULK PRODUCT #	RETAIL PRODUCT #	SIZE	NUT END OUTSIDE DIA (B)	DRIVE END OUTSIDE DIA (C)	NUT DEPTH (D)	BOLT CLEARANCE DEPTH (E)	OVERALL LENGTH (L)	WEIGHT
DWMT86021B	DWMT86021OSP	5/32"	9/32"	15/32"	5/32"	21/32"	31/32"	0.02 lbs
DWMT86022B	DWMT86022OSP	3/16"	5/16"	15/32"	5/32"	21/32"	31/32"	0.02 lbs
DWMT86023B	DWMT86023OSP	7/32"	11/32"	15/32"	5/32"	21/32"	31/32"	0.02 lbs
DWMT86024B	DWMT86024OSP	1/4"	13/32"	15/32"	3/16"	21/32"	31/32"	0.03 lbs
DWMT86025B	DWMT86025OSP	9/32"	7/16"	15/32"	5/32"	7/32"	31/32"	0.03 lbs
DWMT86026B	DWMT86026OSP	5/16"	15/32"	15/32"	5/32"	7/32"	31/32"	0.03 lbs
DWMT86027B	DWMT86027OSP	11/32"	17/32"	17/32"	3/16"	1/4"	31/32"	0.04 lbs
DWMT86028B	DWMT86028OSP	3/8"	19/32"	19/32"	3/16"	1/4"	31/32"	0.04 lbs
DWMT86029B	DWMT86029OSP	7/16"	5/8"	5/8"	1/4"	11/32"	31/32"	0.05 lbs
DWMT86030B	DWMT86030OSP	1/2"	11/16"	11/16"	9/32"	13/32"	31/32"	0.06 lbs
DWMT85861B	DWMT85861OSP	9/16"	25/32"	25/32"	13/32"	1/2"	31/32"	0.07 lbs

ASME B107.110

1/4" DRIVE METRIC SOCKETS - 6 POINT

- DirectTorque™ Technology
- Polished chrome vanadium finish
- Hard stamped markings
- Knurled control ring



BULK PRODUCT #	RETAIL PRODUCT #	SIZE	NUT END OUTSIDE DIA (B)	DRIVE END OUTSIDE DIA (C)	NUT DEPTH (D)	BOLT CLEARANCE DEPTH (E)	OVERALL LENGTH (L)	WEIGHT
DWMT86101B	DWMT86101OSP	4 mm	9/32"	15/32"	5/32"	21/32"	31/32"	0.02 lbs
DWMT19298B	--	4.5 mm	9/32"	15/32"	5/32"	21/32"	31/32"	0.03 lbs
DWMT86102B	DWMT86102OSP	5 mm	5/16"	15/32"	5/32"	21/32"	31/32"	0.02 lbs
DWMT19299B	--	5.5 mm	11/32"	15/32"	5/32"	21/32"	31/32"	0.03 lbs
DWMT86103B	DWMT86103OSP	6 mm	3/8"	15/32"	3/16"	21/32"	31/32"	0.03 lbs
DWMT86104B	DWMT86104OSP	7 mm	7/16"	15/32"	7/32"	7/32"	31/32"	0.03 lbs
DWMT86105B	DWMT86105OSP	8 mm	15/32"	15/32"	7/32"	7/32"	31/32"	0.03 lbs
DWMT86106B	DWMT86106OSP	9 mm	17/32"	17/32"	1/4"	1/4"	31/32"	0.03 lbs
DWMT86107B	DWMT86107OSP	10 mm	19/32"	19/32"	9/32"	9/32"	31/32"	0.04 lbs
DWMT86108B	DWMT86108OSP	11 mm	5/8"	5/8"	5/16"	5/16"	31/32"	0.05 lbs
DWMT86109B	DWMT86109OSP	12 mm	21/32"	21/32"	5/16"	3/8"	31/32"	0.06 lbs
DWMT86112B	DWMT86112OSP	13 mm	11/16"	11/16"	5/16"	13/32"	31/32"	0.06 lbs
DWMT86114B	DWMT86114OSP	14 mm	25/32"	25/32"	13/32"	1/2"	31/32"	0.08 lbs

ASME B107.110

1/4" DRIVE DEEP SOCKETS - 6 POINT

- DirectTorque™ Technology
- Polished chrome vanadium finish
- Hard stamped markings
- Knurled control ring



BULK PRODUCT #	RETAIL PRODUCT #	SIZE	NUT END OUTSIDE DIA (B)	DRIVE END OUTSIDE DIA (C)	NUT DEPTH (D)	BOLT CLEARANCE DEPTH (E)	OVERALL LENGTH (L)	WEIGHT
DWMT89820B	DWMT89820OSP	5/32"	9/32"	15/32"	3/16"	1-5/8"	1-15/16"	0.05 lbs
DWMT88964B	DWMT88964OSP	3/16"	5/16"	15/32"	3/16"	1-5/8"	1-15/16"	0.05 lbs
DWMT88934B	DWMT88934OSP	7/32"	11/32"	15/32"	7/32"	1-5/8"	1-15/16"	0.05 lbs
DWMT86043B	DWMT86043OSP	1/4"	13/32"	15/32"	1/4"	1-5/8"	1-15/16"	0.05 lbs
DWMT86044B	DWMT86044OSP	9/32"	7/16"	15/32"	1/4"	1-5/8"	1-15/16"	0.05 lbs
DWMT86045B	DWMT86045OSP	5/16"	15/32"	15/32"	13/32"	1-5/8"	1-15/16"	0.06 lbs
DWMT86046B	DWMT86046OSP	11/32"	1/2"	1/2"	7/16"	1-3/8"	1-15/16"	0.07 lbs
DWMT86047B	DWMT86047OSP	3/8"	9/16"	9/16"	1/2"	1-3/8"	1-15/16"	0.09 lbs
DWMT86048B	DWMT86048OSP	7/16"	5/8"	5/8"	9/16"	1-3/8"	1-15/16"	0.09 lbs
DWMT86049B	DWMT86049OSP	1/2"	11/16"	11/16"	21/32"	1-3/8"	1-15/16"	0.11 lbs
DWMT85860B	DWMT85860OSP	9/16"	25/32"	25/32"	3/4"	1-3/8"	1-15/16"	0.15 lbs

ASME B107.110

Bulk products are shipped in polybag packaging. Retail product is merchandisable.

1/4" DRIVE SOCKETS

1/4" DRIVE DEEP METRIC SOCKETS - 6 POINT


- DirectTorque™ Technology
- Polished chrome vanadium finish
- Hard stamped markings
- Knurled control ring



BULK PRODUCT #	RETAIL PRODUCT #	SIZE	NUT END OUTSIDE DIA (B)	DRIVE END OUTSIDE DIA (C)	NUT DEPTH (D)	BOLT CLEARANCE DEPTH (E)	OVERALL LENGTH (L)	WEIGHT
DWMT88935B	DWMT889350SP	4 mm	9/32"	15/32"	3/16"	1-5/8"	1-15/16"	0.05 lbs
DWMT88936B	DWMT889360SP	5 mm	5/16"	15/32"	7/32"	1-5/8"	1-15/16"	0.05 lbs
DWMT86094B	DWMT860940SP	6 mm	3/8"	15/32"	1/4"	1-5/8"	1-15/16"	0.05 lbs
DWMT86095B	DWMT860950SP	7 mm	7/16"	15/32"	13/32"	1-5/8"	1-15/16"	0.05 lbs
DWMT86096B	DWMT860960SP	8 mm	15/32"	15/32"	13/32"	1-5/8"	1-15/16"	0.06 lbs
DWMT86097B	DWMT860970SP	9 mm	1/2"	1/2"	7/16"	1-3/8"	1-15/16"	0.06 lbs
DWMT86098B	DWMT860980SP	10 mm	9/16"	9/16"	1/2"	1-3/8"	1-15/16"	0.08 lbs
DWMT86099B	DWMT860990SP	11 mm	5/8"	5/8"	9/16"	1-3/8"	1-15/16"	0.09 lbs
DWMT86100B	DWMT861000SP	12 mm	21/32"	21/32"	19/32"	1-3/8"	1-15/16"	0.10 lbs
DWMT86116B	DWMT861160SP	13 mm	11/16"	11/16"	21/32"	1-3/8"	1-15/16"	0.11 lbs
DWMT86289B	DWMT862890SP	14 mm	25/32"	25/32"	3/4"	1-3/8"	1-15/16"	0.15 lbs

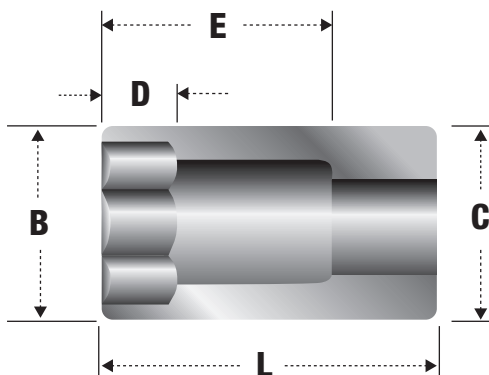
ASME B107.110

1/4" DRIVE HEX BIT SOCKETS



BULK PRODUCT #	SIZE	BIT LENGTH	OVERALL LENGTH (L)	WEIGHT
DWMT17182B	3 mm	19/32"	1-5/16"	0.02 lbs
DWMT17183B	4 mm	19/32"	1-5/16"	0.02 lbs
DWMT17184B	5 mm	19/32"	1-5/16"	0.02 lbs

ANSI B18.3.2M



3/8" DRIVE SOCKET SETS

56 PIECE 3/8" DRIVE COMBINATION SOCKET SET - 6 & 12 POINT

- DirectTorque™ Technology
- Polished chrome vanadium finish
- Hard stamped markings
- 72 tooth ratchet with 5 degree arc swing
- Light-weight carrying case with metal latches
- IP65 rated water seal

CONTENTS	DESCRIPTION
DWMT19576	6PT 3/8" Drive Socket 6 mm
DWMT74534	6PT 3/8" Drive Socket 7 mm
DWMT86303	6PT 3/8" Drive Socket 8 mm
DWMT86304	6PT 3/8" Drive Socket 9 mm
DWMT86305	6PT 3/8" Drive Socket 10 mm
DWMT86306	6PT 3/8" Drive Socket 11 mm
DWMT86307	6PT 3/8" Drive Socket 12 mm
DWMT86308	6PT 3/8" Drive Socket 13 mm
DWMT86309	6PT 3/8" Drive Socket 14 mm
DWMT86310	6PT 3/8" Drive Socket 15 mm
DWMT86311	6PT 3/8" Drive Socket 16 mm
DWMT86312	6PT 3/8" Drive Socket 17 mm
DWMT86313	6PT 3/8" Drive Socket 18 mm
DWMT86314	6PT 3/8" Drive Socket 19 mm
DWMT86316	6PT 3/8" Drive Socket 21 mm
DWMT86315	6PT 3/8" Drive Socket 20 mm
DWMT19575	6PT 3/8" Drive Socket 22 mm
DWMT86256	6PT 3/8" Drive Socket 5/16"
DWMT88976	6PT 3/8" Drive Socket 3/8"
DWMT88977	6PT 3/8" Drive Socket 7/16"
DWMT88978	6PT 3/8" Drive Socket 1/2"
DWMT88979	6PT 3/8" Drive Socket 9/16"
DWMT88980	6PT 3/8" Drive Socket 5/8"
DWMT88981	6PT 3/8" Drive Socket 11/16"

CONTENTS	DESCRIPTION
DWMT88982	6PT 3/8" Drive Socket 3/4"
DWMT88983	6PT 3/8" Drive Socket 13/16"
DWMT88984	6PT 3/8" Drive Socket 7/8"
DWMT19569	6PT 3/8" Drive Deep Socket 8 mm
DWMT19570	6PT 3/8" Drive Deep Socket 9 mm
DWMT86322	6PT 3/8" Drive Deep Socket 10 mm
DWMT86323	6PT 3/8" Drive Deep Socket 11 mm
DWMT86324	6PT 3/8" Drive Deep Socket 12 mm
DWMT86325	6PT 3/8" Drive Deep Socket 13 mm
DWMT86326	6PT 3/8" Drive Deep Socket 14 mm
DWMT86327	6PT 3/8" Drive Deep Socket 15 mm
DWMT88825	6PT 3/8" Drive Deep Socket 16 mm
DWMT86328	6PT 3/8" Drive Deep Socket 17 mm
DWMT94955	6PT 3/8" Drive Deep Socket 18 mm
DWMT94961	6PT 3/8" Drive Deep Socket 19 mm
DWMT74143	3/8" Drive 12PT Deep Socket 3/8"
DWMT74146	3/8" Drive 12PT Deep Socket 7/16"
DWMT74139	3/8" Drive 12PT Deep Socket 1/2"
DWMT74148	3/8" Drive 12PT Deep Socket 9/16"
DWMT74145	3/8" Drive 12PT Deep Socket 5/8"
DWMT74140	3/8" Drive 12PT Deep Socket 11/16"
DWMT74142	3/8" Drive 12PT Deep Socket 3/4"
DWMT86380	6PT 3/8" Drive Spark Plug Socket 5/8"
DWMT86381	6PT 3/8" Drive Spark Plug Socket 13/16"

DWMT19252



CONTENTS	DESCRIPTION
DWMT17131	3/8" Drive Pear Head Ratchet
DWMT86206	3/8" Drive 3" Extension
DWMT86207	3/8" Drive 6" Extension
DWMT86208	3/8" Drive 10" Extension
DWMT17138	3/8" Drive Sliding T-Handle
DWMT86211	3/8" Drive Universal Joint
DWMT75310	3/8" F X 1/2" M Adapter
DWMT75311	3/8" F X 1/4" M Adapter

34 PIECE 3/8" DRIVE COMBINATION SOCKET SET - 6 POINT

- DirectTorque™ Technology
- Polished chrome vanadium finish
- Hard stamped markings
- 72 tooth ratchet with 5 degree arc swing
- Light-weight carrying case with metal latches
- IP65 rated water seal

CONTENTS	DESCRIPTION
DWMT19576	6PT 3/8" Drive Socket 6 mm
DWMT74534	6PT 3/8" Drive Socket 7 mm
DWMT86303	6PT 3/8" Drive Socket 8 mm
DWMT86304	6PT 3/8" Drive Socket 9 mm
DWMT86305	6PT 3/8" Drive Socket 10 mm
DWMT86306	6PT 3/8" Drive Socket 11 mm
DWMT86307	6PT 3/8" Drive Socket 12 mm
DWMT86308	6PT 3/8" Drive Socket 13 mm
DWMT86309	6PT 3/8" Drive Socket 14 mm
DWMT86310	6PT 3/8" Drive Socket 15 mm
DWMT86311	6PT 3/8" Drive Socket 16 mm
DWMT86312	6PT 3/8" Drive Socket 17 mm
DWMT86313	6PT 3/8" Drive Socket 18 mm
DWMT86314	6PT 3/8" Drive Socket 19 mm
DWMT86316	6PT 3/8" Drive Socket 21 mm
DWMT86315	6PT 3/8" Drive Socket 20 mm
DWMT19575	6PT 3/8" Drive Socket 22 mm
DWMT86380	6PT 3/8" Drive Spark Plug Socket 5/8"

CONTENTS	DESCRIPTION
DWMT86381	6PT 3/8" Drive Spark Plug Socket 13/16"
DWMT86256	6PT 3/8" Drive Socket 5/16"
DWMT88976	6PT 3/8" Drive Socket 3/8"
DWMT88977	6PT 3/8" Drive Socket 7/16"
DWMT88978	6PT 3/8" Drive Socket 1/2"
DWMT88979	6PT 3/8" Drive Socket 9/16"
DWMT88980	6PT 3/8" Drive Socket 5/8"
DWMT88981	6PT 3/8" Drive Socket 11/16"
DWMT88982	6PT 3/8" Drive Socket 3/4"
DWMT88983	6PT 3/8" Drive Socket 9/16"
DWMT88984	6PT 3/8" Drive Socket 7/8"
DWMT17131	3/8" Drive Pear Head Ratchet
DWMT86206	3/8" Drive 3" Extension
DWMT86207	3/8" Drive 6" Extension
DWMT17138	3/8" Drive Sliding T-Handle
DWMT86211	3/8" Drive Universal Joint

DWMT19250



Bulk products are shipped in polybag packaging. Retail product is merchandisable.

3/8" DRIVE SOCKET SETS

20 PIECE 3/8" DRIVE DEEP COMBINATION SOCKET SET

- DirectTorque™ Technology
- Polished chrome vanadium finish
- Hard stamped markings

DWMT73812



CONTENTS	DESCRIPTION
DWMT70840	6PT 3/8" Drive Deep Socket 1/4"
DWMT80016	6PT 3/8" Drive Deep Socket 15/16"
DWMT88985	6PT 3/8" Drive Deep Socket 3/8"
DWMT88986	6PT 3/8" Drive Deep Socket 7/16"
DWMT88987	6PT 3/8" Drive Deep Socket 1/2"
DWMT88988	6PT 3/8" Drive Deep Socket 9/16"
DWMT88989	6PT 3/8" Drive Deep Socket 5/8"
DWMT88990	6PT 3/8" Drive Deep Socket 11/16"
DWMT88991	6PT 3/8" Drive Deep Socket 3/4"
DWMT88992	6PT 3/8" Drive Deep Socket 13/16"

CONTENTS	DESCRIPTION
DWMT86322	6PT 3/8" Drive Deep Socket 10 mm
DWMT86323	6PT 3/8" Drive Deep Socket 11 mm
DWMT86324	6PT 3/8" Drive Deep Socket 12 mm
DWMT86325	6PT 3/8" Drive Deep Socket 13 mm
DWMT86326	6PT 3/8" Drive Deep Socket 14 mm
DWMT86327	6PT 3/8" Drive Deep Socket 15 mm
DWMT88825	6PT 3/8" Drive Deep Socket 16 mm
DWMT86328	6PT 3/8" Drive Deep Socket 17 mm
DWMT94955	6PT 3/8" Drive Deep Socket 18 mm
DWMT94961	6PT 3/8" Drive Deep Socket 19 mm

15 PIECE 3/8" DRIVE DEEP METRIC SOCKET SET - 6 POINT

- Light-weight carrying case with metal latches
- IP65 rated water seal

DWMT19247



CONTENTS	DESCRIPTION
DWMT74534	6PT 3/8" Drive Socket 7 mm
DWMT86303	6PT 3/8" Drive Socket 8 mm
DWMT86304	6PT 3/8" Drive Socket 9 mm
DWMT86305	6PT 3/8" Drive Socket 10 mm
DWMT86306	6PT 3/8" Drive Socket 11 mm
DWMT86307	6PT 3/8" Drive Socket 12 mm
DWMT86308	6PT 3/8" Drive Socket 13 mm
DWMT86309	6PT 3/8" Drive Socket 14 mm

CONTENTS	DESCRIPTION
DWMT86310	6PT 3/8" Drive Socket 15 mm
DWMT86311	6PT 3/8" Drive Socket 16 mm
DWMT86312	6PT 3/8" Drive Socket 17 mm
DWMT86313	6PT 3/8" Drive Socket 18 mm
DWMT86314	6PT 3/8" Drive Socket 19 mm
DWMT86316	6PT 3/8" Drive Socket 21 mm
DWMT19575	6PT 3/8" Drive Socket 22 mm

13 PIECE 3/8" DRIVE SOCKET SET - 6 POINT

- Lightweight aluminum rail
- Easy slide clips

DWMT19245




CONTENTS	DESCRIPTION
DWMT86255	6PT 3/8" Drive Socket 1/4"
DWMT86256	6PT 3/8" Drive Socket 5/16"
DWMT19572	6PT 3/8" Drive Socket 11/32"
DWMT88976	6PT 3/8" Drive Socket 3/8"
DWMT88977	6PT 3/8" Drive Socket 7/16"
DWMT88978	6PT 3/8" Drive Socket 1/2"
DWMT88979	6PT 3/8" Drive Socket 9/16"

CONTENTS	DESCRIPTION
DWMT88980	6PT 3/8" Drive Socket 5/8"
DWMT88981	6PT 3/8" Drive Socket 11/16"
DWMT88982	6PT 3/8" Drive Socket 3/4"
DWMT88983	6PT 3/8" Drive Socket 13/16"
DWMT88984	6PT 3/8" Drive Socket 7/8"
DWMT19571	6PT 3/8" Drive Socket 1"

17 PIECE 3/8" DRIVE BIT SOCKET SET

- Polished chrome vanadium finish
- Hard stamped markings
- Interlocking stackable case with removable inner tray

DWMT73806



CONTENTS	DESCRIPTION
DWMT87971	3/8" Drive Hex Bit Socket 4 mm
DWMT87972	3/8" Drive Hex Bit Socket 5 mm
DWMT87973	3/8" Drive Hex Bit Socket 6 mm
DWMT87974	3/8" Drive Hex Bit Socket 7 mm
DWMT87975	3/8" Drive Hex Bit Socket 8 mm
DWMT86388	3/8" Drive Hex Bit Socket 5/32"
DWMT86389	3/8" Drive Hex Bit Socket 3/16"
DWMT86391	3/8" Drive Hex Bit Socket 1/4"
DWMT86392	3/8" Drive Hex Bit Socket 5/16"

CONTENTS	DESCRIPTION
DWMT87404	3/8" Drive Torx® Bit Socket T10
DWMT87141	3/8" Drive Torx® Bit Socket T15
DWMT87142	3/8" Drive Torx® Bit Socket T20
DWMT87143	3/8" Drive Torx® Bit Socket T25
DWMT87406	3/8" Drive Torx® Bit Socket T27
DWMT87144	3/8" Drive Torx® Bit Socket T30
DWMT87145	3/8" Drive Torx® Bit Socket T40
DWMT87146	3/8" Drive Torx® Bit Socket T45

Torx® is a registered trademark of Acument Intellectual Properties, LLC.

3/8" DRIVE SOCKET SETS


12 PIECE 3/8" DRIVE COMBINATION SOCKET SET

- DirectTorque™ Technology
- Polished chrome vanadium finish
- Hard stamped markings
- Knurled control ring
- 72 tooth ratchet with 5 degree arc swing
- Interlocking stackable case with removable inner tray

DWMT75421

CONTENTS	DESCRIPTION
DWMT71804	3/8 Drive Pear Head Ratchet
DWMT86206	3/8" Drive 3" Extension
DWMT86207	3/8" Drive 6" Extension
DWMT86380	3/8" Drive Spark Plug Socket 5/8"
DWMT86305	6PT 3/8" Drive Socket 10 mm
DWMT86306	6PT 3/8" Drive Socket 11 mm

CONTENTS	DESCRIPTION
DWMT86307	6PT 3/8" Drive Socket 12 mm
DWMT86308	6PT 3/8" Drive Socket 13 mm
DWMT86309	6PT 3/8" Drive Socket 14 mm
DWMT86310	6PT 3/8" Drive Socket 15 mm
DWMT86311	6PT 3/8" Drive Socket 16 mm
DWMT86313	6PT 3/8" Drive Socket 18 mm



Delayed Availability

10 PIECE 3/8" DRIVE CROWFOOT SET

- Polished chrome vanadium finish
- Hard stamped markings
- Lightweight aluminum rail
- Easy slide clips

DWMT754250SP

CONTENTS	DESCRIPTION
--	3/8" Drive Crowfoot Wrench 3/8"
--	3/8" Drive Crowfoot Wrench 7/16"
--	3/8" Drive Crowfoot Wrench 1/2"
--	3/8" Drive Crowfoot Wrench 9/16"
--	3/8" Drive Crowfoot Wrench 5/8"

CONTENTS	DESCRIPTION
--	3/8" Drive Crowfoot Wrench 11/16"
--	3/8" Drive Crowfoot Wrench 3/4"
--	3/8" Drive Crowfoot Wrench 13/16"
--	3/8" Drive Crowfoot Wrench 7/8"
--	3/8" Drive Crowfoot Wrench 1"



Delayed Availability

10 PIECE 3/8" DRIVE EXTERNAL TORX® SOCKET SET

- Polished chrome vanadium finish
- Hard stamped markings
- Knurled control ring
- Lightweight aluminum rail
- Easy slide clips

DWMT754240SP

CONTENTS	DESCRIPTION
DWMT76318	3/8" Drive External Torx® Socket E4
DWMT76319	3/8" Drive External Torx® Socket E5
DWMT76320	3/8" Drive External Torx® Socket E6
DWMT76321	3/8" Drive External Torx® Socket E7
DWMT75457	3/8" Drive External Torx® Socket E8

CONTENTS	DESCRIPTION
DWMT75458	3/8" Drive External Torx® Socket E10
DWMT75459	3/8" Drive External Torx® Socket E12
DWMT75461	3/8" Drive External Torx® Socket E14
DWMT76322	3/8" Drive External Torx® Socket E16
DWMT76323	3/8" Drive External Torx® Socket E18

Delayed Availability

Torx® is a registered trademark of Acument Intellectual Properties, LLC.

6 PIECE 3/8" DRIVE SCREWDRIVER BIT SOCKET SET

- Polished chrome vanadium finish
- Hard stamped markings
- Knurled control ring

DWMT754220SP

CONTENTS	DESCRIPTION
DWMT75446	3/8" Drive Phillips #1 Bit Socket
DWMT75447	3/8" Drive Phillips #2 Bit Socket
DWMT75448	3/8" Drive Phillips #3 Bit Socket
DWMT75449	3/8" Drive Slotted 3/16" Bit Socket
DWMT75451	3/8" Drive Slotted 7/32" Bit Socket
DWMT75452	3/8" Drive Slotted 1/4" Bit Socket

Delayed Availability

3 PIECE 3/8" DRIVE EXTENSION SET

- Polished chrome vanadium finish
- Hard stamped markings
- Knurled control ring

DWMT75426

CONTENTS	DESCRIPTION
DWMT86206	3/8" Drive 3" Extension
DWMT86207	3/8" Drive 6" Extension
DWMT86208	3/8" Drive 10" Extension

Delayed Availability

Bulk products are shipped in polybag packaging. Retail product is merchandisable.

3/8" DRIVE SOCKETS

3/8" DRIVE SOCKETS - 6 POINT

- DirectTorque™ Technology
- Polished chrome vanadium finish
- Hard stamped markings
- Knurled control ring



BULK PRODUCT #	RETAIL PRODUCT #	SIZE	NUT END OUTSIDE DIA (B)	DRIVE END OUTSIDE DIA (C)	NUT DEPTH (D)	BOLT CLEARANCE DEPTH (E)	OVERALL LENGTH (L)	WEIGHT
DWMT86255B	DWMT86255OSP	1/4"	13/32"	11/16"	1/8"	3/16"	1"	0.05 lbs
DWMT86256B	DWMT86256OSP	5/16"	15/32"	11/16"	3/16"	7/32"	1"	0.05 lbs
DWMT19572B	--	11/32"	17/32"	11/16"	3/16"	7/32"	1"	0.05 lbs
DWMT88976B	DWMT88976OSP	3/8"	19/32"	11/16"	3/16"	1/4"	1"	0.05 lbs
DWMT88977B	DWMT88977OSP	7/16"	5/8"	11/16"	9/32"	11/32"	1"	0.05 lbs
DWMT88978B	DWMT88978OSP	1/2"	23/32"	23/32"	9/32"	13/32"	1"	0.07 lbs
DWMT88979B	DWMT88979OSP	9/16"	25/32"	25/32"	11/32"	1/2"	1"	0.07 lbs
DWMT88980B	DWMT88980OSP	5/8"	7/8"	7/8"	13/32"	9/16"	1"	0.11 lbs
DWMT88982B	DWMT88982OSP	3/4"	1"	1"	15/32"	9/16"	1"	0.14 lbs
DWMT88981B	DWMT88981OSP	11/16"	15/16"	15/16"	13/32"	9/16"	1"	0.13 lbs
DWMT88983B	DWMT88983OSP	13/16"	1-3/32"	1-3/32"	1/2"	11/16"	1-5/32"	0.17 lbs
DWMT88984B	DWMT88984OSP	7/8"	1-3/16"	1-3/16"	1/2"	3/4"	1-5/32"	0.20 lbs
DWMT19573B	--	15/16"	1-1/4"	1-1/4"	1/2"	3/4"	1-5/32"	0.24 lbs
DWMT19571B	--	1"	1-5/16"	1-5/16"	9/16"	13/16"	1-3/8"	0.29 lbs

ASME B107.110

3/8" DRIVE METRIC SOCKETS - 6 POINT

- DirectTorque™ Technology
- Polished chrome vanadium finish
- Hard stamped markings
- Knurled control ring




BULK PRODUCT #	RETAIL PRODUCT #	SIZE	NUT END OUTSIDE DIA (B)	DRIVE END OUTSIDE DIA (C)	NUT DEPTH (D)	BOLT CLEARANCE DEPTH (E)	OVERALL LENGTH (L)	WEIGHT
DWMT19576B	--	6 mm	13/32"	11/16"	3/16"	9/16"	1"	0.04 lbs
DWMT74534B	DWMT74534OSP	7 mm	7/16"	11/16"	1/4"	9/16"	1"	0.05 lbs
DWMT86303B	DWMT86303OSP	8 mm	15/32"	11/16"	1/4"	9/16"	1"	0.06 lbs
DWMT86304B	DWMT86304OSP	9 mm	17/32"	11/16"	1/4"	9/16"	1"	0.05 lbs
DWMT86305B	DWMT86305OSP	10 mm	19/32"	11/16"	9/32"	9/16"	1"	0.05 lbs
DWMT86306B	DWMT86306OSP	11 mm	5/8"	11/16"	5/16"	5/16"	1"	0.05 lbs
DWMT86307B	DWMT86307OSP	12 mm	11/16"	11/16"	11/32"	3/8"	1"	0.06 lbs
DWMT86308B	DWMT86308OSP	13 mm	23/32"	23/32"	11/32"	13/32"	1"	0.07 lbs
DWMT86309B	DWMT86309OSP	14 mm	25/32"	25/32"	13/32"	1/2"	1"	0.07 lbs
DWMT86310B	DWMT86310OSP	15 mm	13/16"	13/16"	13/32"	1/2"	1"	0.07 lbs
DWMT86311B	DWMT86311OSP	16 mm	7/8"	7/8"	13/32"	9/16"	1"	0.11 lbs
DWMT86312B	DWMT86312OSP	17 mm	29/32"	29/32"	13/32"	9/16"	1"	0.11 lbs
DWMT86313B	DWMT86313OSP	18 mm	15/16"	15/16"	7/16"	9/16"	1"	0.12 lbs
DWMT86314B	DWMT86314OSP	19 mm	1"	1"	15/32"	9/16"	1"	0.14 lbs
DWMT86315B	DWMT86315OSP	20 mm	1-1/16"	1-1/16"	9/16"	9/16"	1-5/32"	0.15 lbs
DWMT86316B	DWMT86316OSP	21 mm	1-3/32"	1-3/32"	9/16"	11/16"	1-5/32"	0.17 lbs
DWMT19575B	--	22 mm	1-3/16"	1-3/16"	9/16"	23/32"	1-5/32"	0.20 lbs

ASME B107.110

3/8" DRIVE DEEP SOCKETS - 6 POINT

- DirectTorque™ Technology
- Polished chrome vanadium finish
- Hard stamped markings
- Knurled control ring



BULK PRODUCT #	RETAIL PRODUCT #	SIZE	NUT END OUTSIDE DIA (B)	DRIVE END OUTSIDE DIA (C)	NUT DEPTH (D)	BOLT CLEARANCE DEPTH (E)	OVERALL LENGTH (L)	WEIGHT
DWMT70840B	DWMT70840OSP	1/4"	3/8"	21/32"	13/32"	1-11/32"	1-25/32"	0.07 lbs
DWMT80016B	DWMT80016OSP	5/16"	1-1/4"	1-1/4"	7/8"	1-25/32"	2-1/2"	0.07 lbs
DWMT88985B	DWMT88985OSP	3/8"	9/16"	21/32"	19/32"	1-11/32"	1-25/32"	0.08 lbs
DWMT88986B	DWMT88986OSP	7/16"	21/32"	21/32"	21/32"	1-11/32"	1-25/32"	0.09 lbs
DWMT88987B	DWMT88987OSP	1/2"	23/32"	23/32"	23/32"	1-11/32"	1-25/32"	0.11 lbs
DWMT88988B	DWMT88988OSP	9/16"	25/32"	25/32"	23/32"	1-3/8"	1-31/32"	0.14 lbs
DWMT88989B	DWMT88989OSP	5/8"	7/8"	7/8"	25/32"	1-1/2"	2-3/32"	0.19 lbs
DWMT88990B	DWMT88990OSP	11/16"	15/16"	15/16"	25/32"	1-9/16"	2-7/32"	0.24 lbs
DWMT88991B	DWMT88991OSP	3/4"	1"	1"	7/8"	1-9/16"	2-7/32"	0.28 lbs
DWMT88992B	DWMT88992OSP	13/16"	1-3/32"	1-3/32"	7/8"	1-25/32"	2-1/2"	0.36 lbs
DWMT88971B	DWMT88971OSP	7/8"	1-3/16"	1-3/16"	7/8"	1-25/32"	2-1/2"	0.45 lbs

ASME B107.110

3/8" DRIVE SOCKETS

3/8" DRIVE DEEP METRIC SOCKETS - 6 POINT

- DirectTorque™ Technology
- Polished chrome vanadium finish
- Hard stamped markings
- Knurled control ring



BULK PRODUCT #	RETAIL PRODUCT #	SIZE	NUT END OUTSIDE DIA (B)	DRIVE END OUTSIDE DIA (C)	NUT DEPTH (D)	BOLT CLEARANCE DEPTH (E)	OVERALL LENGTH (L)	WEIGHT
DWMT19568B	--	7 mm	7/16"	21/32"	13/32"	1-11/32"	1-25/32"	0.07 lbs
DWMT19569B	--	8 mm	15/32"	21/32"	15/32"	1-11/32"	1-25/32"	0.07 lbs
DWMT19570B	--	9 mm	17/32"	21/32"	9/16"	1-11/32"	1-25/32"	0.07 lbs
DWMT86322B	DWMT86322OSP	10 mm	19/32"	21/32"	19/32"	1-11/32"	1-25/32"	0.08 lbs
DWMT86323B	DWMT86323OSP	11 mm	5/8"	21/32"	21/32"	1-11/32"	1-25/32"	0.09 lbs
DWMT86324B	DWMT86324OSP	12 mm	11/16"	11/16"	23/32"	1-11/32"	1-25/32"	0.09 lbs
DWMT86325B	DWMT86325OSP	13 mm	23/32"	23/32"	23/32"	1-11/32"	1-25/32"	0.11 lbs
DWMT86326B	DWMT86326OSP	14 mm	25/32"	25/32"	23/32"	1-3/8"	1-31/32"	0.14 lbs
DWMT86327B	DWMT86327OSP	15 mm	13/16"	13/16"	25/32"	1-1/2"	2-3/32"	0.15 lbs
DWMT88825B	DWMT88825OSP	16 mm	7/8"	7/8"	25/32"	1-1/2"	2-3/32"	0.19 lbs
DWMT86328B	DWMT86328OSP	17 mm	29/32"	29/32"	25/32"	1-9/16"	2-7/32"	0.22 lbs
DWMT94955B	DWMT94955OSP	18 mm	15/16"	15/16"	25/32"	1-9/16"	2-7/32"	0.25 lbs
DWMT94961B	DWMT94961OSP	19 mm	1"	1"	25/32"	1-9/16"	2-7/32"	0.28 lbs
DWMT96361B	DWMT96361OSP	20 mm	1-1/16"	1-1/16"	7/8"	1-25/32"	2-1/2"	0.24 lbs
DWMT96362B	DWMT96362OSP	21 mm	1-3/32"	1-3/32"	7/8"	1-25/32"	2-1/2"	0.36 lbs
DWMT19567B	--	22 mm	1-3/16"	1-3/16"	7/8"	1-25/32"	2-1/2"	0.31 lbs

ASME B107.110

3/8" DRIVE SPARK PLUG SOCKETS - 6 POINT

- DirectTorque™ Technology
- Polished chrome vanadium finish
- Hard stamped markings
- Knurled control ring



BULK PRODUCT #	RETAIL PRODUCT #	SIZE	NUT END OUTSIDE DIA (B)	DRIVE END OUTSIDE DIA (C)	NUT DEPTH (D)	BOLT CLEARANCE DEPTH (E)	OVERALL LENGTH (L)	WEIGHT
DWMT86380B	DWMT86380OSP	5/8"	27/32"	3/4"	29/32"	1-11/16"	2-17/32"	0.20 lbs
DWMT86381B	DWMT86381OSP	13/16"	1-3/32"	7/8"	29/32"	1-11/16"	2-3/4"	0.37 lbs

ASME B107.110

3/8" DRIVE SOCKETS - 12 POINT

- DirectTorque™ Technology
- Polished chrome vanadium finish
- Hard stamped markings
- Knurled control ring



BULK PRODUCT #	RETAIL PRODUCT #	SIZE	NUT END OUTSIDE DIA (B)	DRIVE END OUTSIDE DIA (C)	NUT DEPTH (D)	BOLT CLEARANCE DEPTH (E)	OVERALL LENGTH (L)	WEIGHT
DWMT74187B	DWMT74187OSP	1/4"	13/32"	11/16"	1/8"	3/16"	1"	0.05 lbs
DWMT74528B	DWMT74528OSP	5/16"	15/32"	11/16"	3/16"	7/32"	1"	0.05 lbs
DWMT74527B	DWMT74527OSP	3/8"	19/32"	11/16"	3/16"	1/4"	1"	0.05 lbs
DWMT74530B	DWMT74530OSP	7/16"	5/8"	11/16"	9/32"	11/32"	1"	0.05 lbs
DWMT74512B	DWMT74512OSP	1/2"	23/32"	23/32"	9/32"	13/32"	1"	0.07 lbs
DWMT74532B	DWMT74532OSP	9/16"	25/32"	25/32"	11/32"	1/2"	1"	0.07 lbs
DWMT74529B	DWMT74529OSP	5/8"	7/8"	7/8"	13/32"	9/16"	1"	0.11 lbs
DWMT74514B	DWMT74514OSP	11/16"	15/16"	15/16"	13/32"	9/16"	1"	0.13 lbs
DWMT74526B	DWMT74526OSP	3/4"	1"	1"	15/32"	9/16"	1"	0.14 lbs
DWMT74517B	DWMT74517OSP	13/16"	1-3/32"	1-3/32"	1/2"	11/16"	1-5/32"	0.17 lbs
DWMT74531B	DWMT74531OSP	7/8"	1-3/16"	1-3/16"	1/2"	3/4"	1-5/32"	0.20 lbs
DWMT19561B	--	15/16"	1-1/4"	1-1/4"	1/2"	3/4"	1-5/32"	0.24 lbs
DWMT19560B	--	1"	1-5/16"	1-5/16"	9/16"	13/16"	1-3/8"	0.29 lbs

ASME B107.110

Bulk products are shipped in polybag packaging. Retail product is merchandisable.

3/8" DRIVE SOCKETS

3/8" DRIVE METRIC SOCKETS - 12 POINT

- DirectTorque™ Technology
- Polished chrome vanadium finish
- Hard stamped markings
- Knurled control ring



BULK PRODUCT #	RETAIL PRODUCT #	SIZE	NUT END OUTSIDE DIA (B)	DRIVE END OUTSIDE DIA (C)	NUT DEPTH (D)	BOLT CLEARANCE DEPTH (E)	OVERALL LENGTH (L)	WEIGHT
DWMT19565B	--	6 mm	13/32"	11/16"	3/16"	9/16"	1"	0.05 lbs
DWMT19566B	--	7 mm	7/16"	11/16"	1/4"	9/16"	1"	0.05 lbs
DWMT86343B	DWMT86343OSP	8 mm	15/32"	11/16"	1/4"	9/16"	1"	0.05 lbs
DWMT86344B	DWMT86344OSP	9 mm	17/32"	11/16"	1/4"	9/16"	1"	0.05 lbs
DWMT74513B	DWMT74513OSP	10 mm	19/32"	11/16"	9/32"	9/16"	1"	0.05 lbs
DWMT74515B	DWMT74515OSP	11 mm	5/8"	11/16"	5/16"	5/16"	1"	0.05 lbs
DWMT74516B	DWMT74516OSP	12 mm	11/16"	11/16"	11/32"	3/8"	1"	0.06 lbs
DWMT74518B	DWMT74518OSP	13 mm	23/32"	23/32"	11/32"	13/32"	1"	0.07 lbs
DWMT74519B	DWMT74519OSP	14 mm	25/32"	25/32"	13/32"	1/2"	1"	0.07 lbs
DWMT74520B	DWMT74520OSP	15 mm	13/16"	13/16"	13/32"	1/2"	1"	0.08 lbs
DWMT74521B	DWMT74521OSP	16 mm	7/8"	7/8"	13/32"	9/16"	1"	0.11 lbs
DWMT74522B	DWMT74522OSP	17 mm	29/32"	29/32"	13/32"	9/16"	1"	0.12 lbs
DWMT74523B	DWMT74523OSP	18 mm	15/16"	15/16"	7/16"	9/16"	1"	0.12 lbs
DWMT74524B	DWMT74524OSP	19 mm	1"	1"	15/32"	9/16"	1"	0.14 lbs
DWMT86355B	DWMT86355OSP	20 mm	1-1/16"	1-1/16"	9/16"	21/32"	1-5/32"	0.16 lbs
DWMT74186B	DWMT74186OSP	21 mm	1-3/32"	1-3/32"	9/16"	11/16"	1-5/32"	0.17 lbs
DWMT19562B	--	22 mm	1-3/16"	1-3/16"	9/16"	23/32"	1-5/32"	0.20 lbs
DWMT19563B	--	23 mm	1-7/32"	1-7/32"	9/16"	23/32"	1-5/32"	0.22 lbs
DWMT19564B	--	24 mm	1-1/4"	1-1/4"	9/16"	3/4"	1-5/32"	0.22 lbs

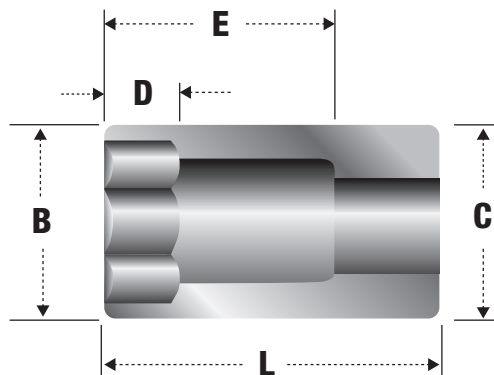
ASME B107.110

3/8" DRIVE DEEP SOCKETS - 12 POINT



BULK PRODUCT #	RETAIL PRODUCT #	SIZE	NUT END OUTSIDE DIA (B)	DRIVE END OUTSIDE DIA (C)	NUT DEPTH (D)	BOLT CLEARANCE DEPTH (E)	OVERALL LENGTH (L)	WEIGHT
DWMT74191B	DWMT74191OSP	1/4"	3/8"	21/32"	13/32"	1-11/32"	1-25/32"	0.07 lbs
DWMT74190B	DWMT74190OSP	5/16"	15/32"	21/32"	15/32"	1-11/32"	1-25/32"	0.07 lbs
DWMT74143B	DWMT74143OSP	3/8"	9/16"	21/32"	19/32"	1-11/32"	1-25/32"	0.08 lbs
DWMT74146B	DWMT74146OSP	7/16"	21/32"	21/32"	21/32"	1-11/32"	1-25/32"	0.09 lbs
DWMT74139B	DWMT74139OSP	1/2"	23/32"	23/32"	23/32"	1-11/32"	1-25/32"	0.11 lbs
DWMT74148B	DWMT74148OSP	9/16"	25/32"	25/32"	23/32"	1-3/8"	1-31/32"	0.14 lbs
DWMT74145B	DWMT74145OSP	5/8"	7/8"	7/8"	25/32"	1-1/2"	2-3/32"	0.19 lbs
DWMT74140B	DWMT74140OSP	11/16"	15/16"	15/16"	25/32"	1-9/16"	2-7/32"	0.24 lbs
DWMT74142B	DWMT74142OSP	3/4"	1"	1"	7/8"	1-9/16"	2-7/32"	0.28 lbs
DWMT74141B	DWMT74141OSP	13/16"	1-3/32"	1-3/32"	7/8"	1-25/32"	2-1/2"	0.36 lbs
DWMT74147B	DWMT74147OSP	7/8"	1-3/16"	1-3/16"	7/8"	1-25/32"	2-1/2"	0.45 lbs
DWMT19302B	--	15/16"	1-1/4"	1-1/4"	7/8"	1-25/32"	2-1/2"	0.34 lbs
DWMT19301B	--	1"	1-11/32"	1-11/32"	7/8"	1-25/32"	2-1/2"	0.49 lbs

ASME B107.110



3/8" DRIVE SOCKETS

3/8" DRIVE DEEP METRIC SOCKETS - 12 POINT

- DirectTorque™ Technology
- Polished chrome vanadium finish
- Hard stamped markings
- Knurled control ring



BULK PRODUCT #	RETAIL PRODUCT #	SIZE	NUT END OUTSIDE DIA (B)	DRIVE END OUTSIDE DIA (C)	NUT DEPTH (D)	BOLT CLEARANCE DEPTH (E)	OVERALL LENGTH (L)	WEIGHT
DWMT19305B	--	6 mm	13/32"	21/32"	13/32"	1-11/32"	1-25/32"	0.07 lbs
DWMT19554B	--	7 mm	7/16"	21/32"	13/32"	1-11/32"	1-25/32"	0.07 lbs
DWMT19559B	--	8 mm	15/32"	21/32"	15/32"	1-11/32"	1-25/32"	0.07 lbs
DWMT74511B	DWMT745110SP	9 mm	17/32"	21/32"	9/16"	1-11/32"	1-25/32"	0.07 lbs
DWMT74502B	DWMT745020SP	10 mm	19/32"	21/32"	19/32"	1-11/32"	1-25/32"	0.08 lbs
DWMT74503B	DWMT745030SP	11 mm	5/8"	21/32"	21/32"	1-11/32"	1-25/32"	0.09 lbs
DWMT74504B	DWMT745040SP	12 mm	11/16"	11/16"	23/32"	1-11/32"	1-25/32"	0.09 lbs
DWMT74505B	DWMT745050SP	13 mm	23/32"	23/32"	23/32"	1-11/32"	1-25/32"	0.11 lbs
DWMT74506B	DWMT745060SP	14 mm	25/32"	25/32"	23/32"	1-3/8"	1-31/32"	0.14 lbs
DWMT74507B	DWMT745070SP	15 mm	13/16"	13/16"	25/32"	1-1/2"	2-3/32"	0.15 lbs
DWMT74508B	DWMT745080SP	16 mm	7/8"	7/8"	25/32"	1-1/2"	2-3/32"	0.19 lbs
DWMT74509B	DWMT745090SP	17 mm	29/32"	29/32"	25/32"	1-9/16"	2-7/32"	0.22 lbs
DWMT74510B	DWMT745100SP	18 mm	15/16"	15/16"	25/32"	1-9/16"	2-7/32"	0.22 lbs
DWMT74188B	DWMT741880SP	19 mm	1"	1"	25/32"	1-9/16"	2-7/32"	0.26 lbs
DWMT19303B	--	20 mm	1-1/16"	1-1/16"	7/8"	1-25/32"	2-1/2"	0.24 lbs
DWMT74189B	DWMT741890SP	21 mm	1-3/32"	1-3/32"	7/8"	1-25/32"	2-1/2"	0.28 lbs
DWMT19304B	--	22 mm	1-3/16"	1-3/16"	7/8"	1-25/32"	2-1/2"	0.31 lbs

ASME B107.110

3/8" DRIVE EXTERNAL TORX® SOCKETS

- DirectTorque™ Technology
- Polished chrome vanadium finish
- Hard stamped markings
- Knurled control ring



BULK PRODUCT #	RETAIL PRODUCT #	SIZE	NUT END OUTSIDE DIA (B)	DRIVE END OUTSIDE DIA (C)	NUT DEPTH (D)	BOLT CLEARANCE DEPTH (E)	OVERALL LENGTH (L)	WEIGHT
DWMT75457B	DWMT754570SP	E8	13/32"	11/16"	5/16"	11/16"	1-5/32"	0.06 lbs
DWMT75458B	DWMT754580SP	E10	1/2"	11/16"	13/32"	11/16"	1-5/32"	0.06 lbs
DWMT75459B	DWMT754590SP	E12	9/16"	11/16"	13/32"	11/16"	1-5/32"	0.06 lbs
DWMT75461B	DWMT754610SP	E14	5/8"	11/16"	7/16"	11/16"	1-5/32"	0.06 lbs

Torx® is a registered trademark of Acument Intellectual Properties, LLC.

ASME B107.110

3/8" DRIVE HEX BIT SOCKETS

- DirectTorque™ Technology
- Polished chrome vanadium finish
- Hard stamped markings
- Knurled control ring



BULK PRODUCT #	RETAIL PRODUCT #	SIZE	BIT LENGTH	OVERALL LENGTH (L)	WEIGHT
DWMT75453B	DWMT754530SP	1/8"	15/16"	1-31/32"	0.08 lbs
DWMT86388B	DWMT863880SP	5/32"	15/16"	1-31/32"	0.08 lbs
DWMT86389B	DWMT863890SP	3/16"	15/16"	1-31/32"	0.08 lbs
DWMT74624B	DWMT746240SP	7/32"	15/16"	1-31/32"	0.08 lbs
DWMT86391B	DWMT863910SP	1/4"	15/16"	1-31/32"	0.08 lbs
DWMT86392B	DWMT863920SP	5/16"	15/16"	1-31/32"	0.10 lbs
DWMT74623B	DWMT746230SP	3/8"	15/16"	1-31/32"	0.10 lbs
DWMT74634B	DWMT746340SP	7/16"	15/16"	1-31/32"	0.10 lbs
DWMT74635B	DWMT746350SP	1/2"	15/16"	1-31/32"	0.10 lbs

ASME B18.3

Bulk products are shipped in polybag packaging. Retail product is merchandisable.

3/8" DRIVE SOCKETS

3/8" DRIVE METRIC HEX BIT SOCKETS

- DirectTorque™ Technology
- Polished chrome vanadium finish
- Hard stamped markings
- Knurled control ring



BULK PRODUCT #	RETAIL PRODUCT #	SIZE	BIT LENGTH	OVERALL LENGTH (L)	WEIGHT
DWMT75456B	DWMT754560SP	3 mm	15/16"	1-31/32"	0.08 lbs
DWMT87971B	DWMT879710SP	4 mm	15/16"	1-31/32"	0.08 lbs
DWMT87972B	DWMT879720SP	5 mm	15/16"	1-31/32"	0.08 lbs
DWMT87973B	DWMT879730SP	6 mm	15/16"	1-31/32"	0.09 lbs
DWMT87974B	DWMT879740SP	7 mm	15/16"	1-31/32"	0.09 lbs
DWMT87975B	DWMT879750SP	8 mm	15/16"	1-31/32"	0.09 lbs
DWMT74622B	DWMT746220SP	10 mm	15/16"	1-31/32"	0.11 lbs

ANSI B18.3.2M

3/8" DRIVE PHILLIPS SCREWDRIVER BIT SOCKETS

- DirectTorque™ Technology
- Polished chrome vanadium finish
- Hard stamped markings
- Knurled control ring



BULK PRODUCT #	RETAIL PRODUCT #	TIP SIZE	BIT LENGTH	OVERALL LENGTH (L)	WEIGHT
DWMT75446B	DWMT754460SP	#1	15/16"	1-31/32"	0.08 lbs
DWMT75447B	DWMT754470SP	#2	15/16"	1-31/32"	0.08 lbs
DWMT75448B	DWMT754480SP	#3	15/16"	1-31/32"	0.09 lbs

ASME B107.600 (B107.26M)

3/8" DRIVE SLOTTED SCREWDRIVER BIT SOCKETS

- DirectTorque™ Technology
- Polished chrome vanadium finish
- Hard stamped markings
- Knurled control ring



BULK PRODUCT #	RETAIL PRODUCT #	TIP SIZE	BIT LENGTH	OVERALL LENGTH (L)	WEIGHT
DWMT75449B	DWMT754490SP	3/16"	15/16"	1-31/32"	0.09 lbs
DWMT75451B	DWMT754510SP	7/32"	15/16"	1-31/32"	0.09 lbs
DWMT75452B	DWMT754520SP	1/4"	19/32"	1-5/16"	0.09 lbs
DWMT19207B	--	5/16"	15/16"	1-31/32"	0.10 lbs
DWMT75106B	DWMT751060SP	3/8"	15/16"	1-31/32"	0.11 lbs

ASME B107.600 (B107.26M)

3/8" DRIVE TORX[®] SCREWDRIVER BIT SOCKETS

- DirectTorque™ Technology
- Polished chrome vanadium finish
- Hard stamped markings
- Knurled control ring



BULK PRODUCT #	RETAIL PRODUCT #	TIP SIZE	BIT LENGTH	OVERALL LENGTH (L)	WEIGHT
DWMT87404B	DWMT874040SP	T10	1-3/16"	1-31/32"	0.08 lbs
DWMT87141B	DWMT871410SP	T15	1-3/16"	1-31/32"	0.09 lbs
DWMT87142B	DWMT871420SP	T20	1-3/16"	1-31/32"	0.09 lbs
DWMT87143B	DWMT871430SP	T25	1-3/16"	1-31/32"	0.10 lbs
DWMT87406B	DWMT874060SP	T27	1-3/16"	1-31/32"	0.10 lbs
DWMT87144B	DWMT871440SP	T30	1-3/16"	1-31/32"	0.10 lbs
DWMT87145B	DWMT871450SP	T40	1-3/16"	1-31/32"	0.10 lbs
DWMT87146B	DWMT871460SP	T45	1-1/4"	1-31/32"	0.10 lbs
DWMT74618B	DWMT746180SP	T47	1-1/4"	1-31/32"	0.10 lbs
DWMT74619B	DWMT746190SP	T50	1-1/4"	1-31/32"	0.10 lbs
DWMT87407B	DWMT874070SP	T55	1-1/4"	1-31/32"	0.13 lbs
DWMT89548B	DWMT895480SP	T60	1-1/4"	1-31/32"	0.13 lbs

ANSI B18.3

Torx[®] is a registered trademark of Acument Intellectual Properties, LLC.

1/2" DRIVE SOCKET SETS

22 PIECE 1/2" DRIVE METRIC SOCKET SET - 6 POINT

- DirectTorque™ Technology
- Polished chrome vanadium finish
- Hard stamped markings
- Light-weight carrying case with metal latches
- IP65 rated water seal

CONTENTS	DESCRIPTION
DWMT19287	6PT 1/2" Drive Socket 8 mm
DWMT19290	6PT 1/2" Drive Socket 10 mm
DWMT19291	6PT 1/2" Drive Socket 11 mm
DWMT86512	6PT 1/2" Drive Socket 12 mm
DWMT86513	6PT 1/2" Drive Socket 13 mm
DWMT86514	6PT 1/2" Drive Socket 14 mm
DWMT86515	6PT 1/2" Drive Socket 15 mm
DWMT88738	6PT 1/2" Drive Socket 16 mm
DWMT86517	6PT 1/2" Drive Socket 17 mm
DWMT86518	6PT 1/2" Drive Socket 18 mm
DWMT86519	6PT 1/2" Drive Socket 19 mm

CONTENTS	DESCRIPTION
DWMT86521	6PT 1/2" Drive Socket 21 mm
DWMT86522	6PT 1/2" Drive Socket 22 mm
DWMT86524	6PT 1/2" Drive Socket 24 mm
DWMT19293	6PT 1/2" Drive Socket 27 mm
DWMT19295	6PT 1/2" Drive Socket 30 mm
DWMT19296	6PT 1/2" Drive Socket 32 mm
DWMT19206	1/2" Drive Pear Head Ratchet
DWMT86407	1/2" Drive 5" Extension
DWMT86408	1/2" Drive 10" Extension
DWMT19204	1/2" Drive Sliding T-Handle
DWMT86411	1/2" Drive Universal Joint

DWMT19241



23 PIECE 1/2" DRIVE COMBINATION SOCKET SET

- DirectTorque™ Technology
- Polished chrome vanadium finish
- Hard stamped markings
- Interlocking stackable case with removable inner tray

CONTENTS	DESCRIPTION
DWMT86443	6PT 1/2" Drive Socket 7/16"
DWMT86444	6PT 1/2" Drive Socket 1/2"
DWMT86445	6PT 1/2" Drive Socket 9/16"
DWMT88766	6PT 1/2" Drive Socket 5/8"
DWMT86448	6PT 1/2" Drive Socket 11/16"
DWMT86449	6PT 1/2" Drive Socket 3/4"
DWMT86451	6PT 1/2" Drive Socket 13/16"
DWMT86452	6PT 1/2" Drive Socket 7/8"
DWMT86453	6PT 1/2" Drive Socket 15/16"
DWMT86455	6PT 1/2" Drive Socket 1"
DWMT86513	6PT 1/2" Drive Socket 13 mm
DWMT86514	6PT 1/2" Drive Socket 14 mm

CONTENTS	DESCRIPTION
DWMT86515	6PT 1/2" Drive Socket 15 mm
DWMT88738	6PT 1/2" Drive Socket 16 mm
DWMT86517	6PT 1/2" Drive Socket 17 mm
DWMT86518	6PT 1/2" Drive Socket 18 mm
DWMT86519	6PT 1/2" Drive Socket 19 mm
DWMT86521	6PT 1/2" Drive Socket 21 mm
DWMT86522	6PT 1/2" Drive Socket 22 mm
DWMT86524	6PT 1/2" Drive Socket 24 mm
DWMT86407	1/2" Drive 5" Extension
DWMT71805	1/2 Drive Pear Head Ratchet
--	1/2" Drive Drill Adapter

DWMT73813



10 PIECE 1/2" DRIVE DEEP SOCKET SET

- DirectTorque™ Technology
- Polished chrome vanadium finish
- Hard stamped markings
- Interlocking stackable case with removable inner tray

CONTENTS	DESCRIPTION
DWMT89532	6PT 1/2" Drive Deep Socket 7/16"
DWMT88945	6PT 1/2" Drive Deep Socket 1/2"
DWMT88946	6PT 1/2" Drive Deep Socket 9/16"
DWMT88947	6PT 1/2" Drive Deep Socket 5/8"
DWMT88948	6PT 1/2" Drive Deep Socket 11/16"

CONTENTS	DESCRIPTION
DWMT88949	6PT 1/2" Drive Deep Socket 3/4"
DWMT88950	6PT 1/2" Drive Deep Socket 13/16"
DWMT88951	6PT 1/2" Drive Deep Socket 7/8"
DWMT88952	6PT 1/2" Drive Deep Socket 15/16"
DWMT88953	6PT 1/2" Drive Deep Socket 1"

DWMT73814



10 PIECE 1/2" DRIVE DEEP METRIC SOCKET SET

- DirectTorque™ Technology
- Polished chrome vanadium finish
- Hard stamped markings
- Interlocking stackable case with removable inner tray

CONTENTS	DESCRIPTION
DWMT93528	6PT 1/2" Drive Deep Socket 13 mm
DWMT93529	6PT 1/2" Drive Deep Socket 14 mm
DWMT93530	6PT 1/2" Drive Deep Socket 15 mm
DWMT93531	6PT 1/2" Drive Deep Socket 16 mm
DWMT93532	6PT 1/2" Drive Deep Socket 17 mm

CONTENTS	DESCRIPTION
DWMT93533	6PT 1/2" Drive Deep Socket 18 mm
DWMT93534	6PT 1/2" Drive Deep Socket 19 mm
DWMT93535	6PT 1/2" Drive Deep Socket 21 mm
DWMT93536	6PT 1/2" Drive Deep Socket 22 mm
DWMT96370	6PT 1/2" Drive Deep Socket 24 mm

DWMT73815



1/2" DRIVE SOCKETS

1/2" DRIVE SOCKETS - 6 POINT

- DirectTorque™ Technology
- Polished chrome vanadium finish
- Hard stamped markings
- Knurled control ring



BULK PRODUCT #	RETAIL PRODUCT #	SIZE	NUT END OUTSIDE DIA (B)	DRIVE END OUTSIDE DIA (C)	NUT DEPTH (D)	BOLT CLEARANCE DEPTH (E)	OVERALL LENGTH (L)	WEIGHT
DWMT19294B	--	3/8"	19/32"	27/32"	11/32"	7/8"	1-1/2"	0.10 lbs
DWMT86443B	DWMT864430SP	7/16"	21/32"	27/32"	11/32"	7/8"	1-1/2"	0.11 lbs
DWMT86444B	DWMT864440SP	1/2"	3/4"	27/32"	13/32"	7/8"	1-1/2"	0.12 lbs
DWMT86445B	DWMT864450SP	9/16"	13/16"	27/32"	1/2"	7/8"	1-1/2"	0.12 lbs
DWMT88766B	DWMT887660SP	5/8"	7/8"	29/32"	9/16"	7/8"	1-1/2"	0.14 lbs
DWMT86448B	DWMT864480SP	11/16"	15/16"	15/16"	9/16"	7/8"	1-1/2"	0.17 lbs
DWMT86449B	DWMT864490SP	3/4"	1-1/32"	1-1/32"	23/32"	25/32"	1-1/2"	0.18 lbs
DWMT86451B	DWMT864510SP	13/16"	1-3/32"	1-3/32"	23/32"	25/32"	1-1/2"	0.20 lbs
DWMT86452B	DWMT864520SP	7/8"	1-3/16"	1-3/16"	23/32"	25/32"	1-1/2"	0.26 lbs
DWMT86453B	DWMT864530SP	15/16"	1-1/4"	1-1/4"	23/32"	25/32"	1-1/2"	0.30 lbs
DWMT86455B	DWMT864550SP	1"	1-11/32"	1-11/32"	23/32"	29/32"	1-5/8"	0.37 lbs
DWMT86456B	DWMT864560SP	1-1/16"	1-13/32"	1-13/32"	25/32"	13/16"	1-5/8"	0.41 lbs
DWMT86457B	DWMT864570SP	1-1/8"	1-1/2"	1-1/2"	25/32"	13/16"	1-5/8"	0.47 lbs
DWMT19288B	--	1-3/16"	1-9/16"	1-9/16"	25/32"	13/16"	1-5/8"	0.51 lbs
DWMT86459B	DWMT864590SP	1-1/4"	1-21/32"	1-21/32"	25/32"	13/16"	1-5/8"	0.58 lbs
DWMT19289B	--	1-3/8"	1-3/4"	1-3/4"	15/16"	7/8"	1-25/32"	0.57 lbs

ASME B107.110

1/2" DRIVE METRIC SOCKETS - 6 POINT

- DirectTorque™ Technology
- Polished chrome vanadium finish
- Hard stamped markings
- Knurled control ring



BULK PRODUCT #	RETAIL PRODUCT #	SIZE	NUT END OUTSIDE DIA (B)	DRIVE END OUTSIDE DIA (C)	NUT DEPTH (D)	BOLT CLEARANCE DEPTH (E)	OVERALL LENGTH (L)	WEIGHT
DWMT19287B	--	8 mm	1/2"	27/32"	11/32"	7/8"	1-1/2"	0.10 lbs
DWMT19290B	--	10 mm	5/8"	27/32"	13/32"	7/8"	1-1/2"	0.11 lbs
DWMT19291B	--	11 mm	21/32"	27/32"	13/32"	7/8"	1-1/2"	0.11 lbs
DWMT86512B	DWMT865120SP	12 mm	23/32"	27/32"	13/32"	7/8"	1-1/2"	0.12 lbs
DWMT86513B	DWMT865130SP	13 mm	3/4"	27/32"	13/32"	7/8"	1-1/2"	0.11 lbs
DWMT86514B	DWMT865140SP	14 mm	13/16"	27/32"	13/32"	7/8"	1-1/2"	0.12 lbs
DWMT86515B	DWMT865150SP	15 mm	13/16"	27/32"	9/16"	7/8"	1-1/2"	0.12 lbs
DWMT88738B	DWMT887380SP	16 mm	7/8"	29/32"	9/16"	13/16"	1-1/2"	0.14 lbs
DWMT86517B	DWMT865170SP	17 mm	15/16"	15/16"	9/16"	13/16"	1-1/2"	0.17 lbs
DWMT86518B	DWMT865180SP	18 mm	31/32"	31/32"	9/16"	13/16"	1-1/2"	0.18 lbs
DWMT86519B	DWMT865190SP	19 mm	1-1/32"	1-1/32"	23/32"	13/16"	1-1/2"	0.19 lbs
DWMT86520B	DWMT865200SP	20 mm	1-1/16"	1-1/16"	23/32"	13/16"	1-1/2"	0.19 lbs
DWMT86521B	DWMT865210SP	21 mm	1-3/32"	1-3/32"	23/32"	13/16"	1-1/2"	0.21 lbs
DWMT86522B	DWMT865220SP	22 mm	1-3/16"	1-3/16"	23/32"	29/32"	1-9/16"	0.26 lbs
DWMT86523B	DWMT865230SP	23 mm	1-7/32"	1-7/32"	25/32"	29/32"	1-9/16"	0.32 lbs
DWMT86524B	DWMT865240SP	24 mm	1-1/4"	1-1/4"	25/32"	29/32"	1-9/16"	0.35 lbs
DWMT19292B	--	26 mm	1-11/32"	1-11/32"	13/16"	31/32"	1-11/16"	0.35 lbs
DWMT19293B	--	27 mm	1-13/32"	1-13/32"	13/16"	31/32"	1-11/16"	0.41 lbs
DWMT19295B	--	30 mm	1-9/16"	1-9/16"	13/16"	31/32"	1-11/16"	0.53 lbs
DWMT19296B	--	32 mm	1-21/32"	1-21/32"	7/8"	1-3/32"	1-25/32"	0.59 lbs
DWMT19297B	--	36 mm	1-31/32"	1-31/32"	1-5/16"	1-17/32"	2-1/4"	1.09 lbs

ASME B107.110

1/2" DRIVE SOCKETS

1/2" DRIVE DEEP SOCKETS - 6 POINT

- DirectTorque™ Technology
- Polished chrome vanadium finish
- Hard stamped markings
- Knurled control ring



BULK PRODUCT #	RETAIL PRODUCT #	SIZE	NUT END OUTSIDE DIA (B)	DRIVE END OUTSIDE DIA (C)	NUT DEPTH (D)	BOLT CLEARANCE DEPTH (E)	OVERALL LENGTH (L)	WEIGHT
DWMT19285B	--	3/8"	19/32"	7/8"	5/8"	2-15/32"	3-1/8"	0.23 lbs
DWMT89532B	DWMT895320SP	7/16"	21/32"	7/8"	5/8"	2-15/32"	3-1/8"	0.24 lbs
DWMT88945B	DWMT889450SP	1/2"	3/4"	7/8"	25/32"	2-15/32"	3-1/8"	0.26 lbs
DWMT88946B	DWMT889460SP	9/16"	13/16"	7/8"	7/8"	2-15/32"	3-1/8"	0.26 lbs
DWMT88947B	DWMT889470SP	5/8"	7/8"	29/32"	15/16"	2-7/32"	3-1/8"	0.28 lbs
DWMT88948B	DWMT889480SP	11/16"	31/32"	31/32"	1-1/32"	2-7/32"	3-1/8"	0.32 lbs
DWMT88949B	DWMT889490SP	3/4"	1-1/16"	1-1/16"	1-5/32"	2-7/32"	3-1/8"	0.41 lbs
DWMT88950B	DWMT889500SP	13/16"	1-3/32"	1-3/32"	1-7/32"	2-7/32"	3-1/8"	0.42 lbs
DWMT88951B	DWMT889510SP	7/8"	1-3/16"	1-3/16"	1-7/32"	2-7/32"	3-1/8"	0.49 lbs
DWMT88952B	DWMT889520SP	15/16"	1-1/4"	1-1/4"	1-5/16"	2-7/32"	3-1/8"	0.56 lbs
DWMT88953B	DWMT889530SP	1"	1-11/32"	1-11/32"	1-5/16"	2-7/32"	3-1/8"	0.64 lbs
DWMT88954B	DWMT889540SP	1-1/16"	1-13/32"	1-13/32"	1-5/16"	2-7/32"	3-1/8"	0.72 lbs
DWMT88955B	DWMT889550SP	1-1/8"	1-1/2"	1-1/2"	1-5/16"	2-7/32"	3-1/8"	0.77 lbs
DWMT74424B	DWMT744240SP	1-1/4"	1-5/8"	1-5/8"	1-5/16"	2-7/32"	3-1/8"	1.03 lbs

ASME B107.110

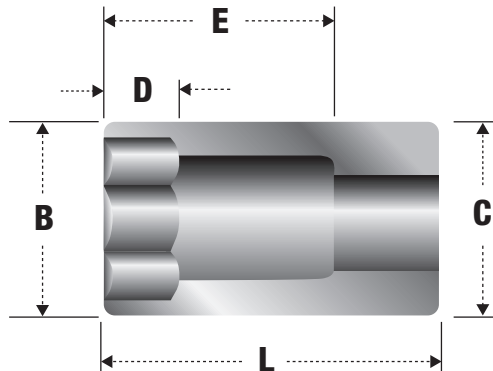
1/2" DRIVE DEEP METRIC SOCKETS - 6 POINT

- DirectTorque™ Technology
- Polished chrome vanadium finish
- Hard stamped markings
- Knurled control ring



BULK PRODUCT #	RETAIL PRODUCT #	SIZE	NUT END OUTSIDE DIA (B)	DRIVE END OUTSIDE DIA (C)	NUT DEPTH (D)	BOLT CLEARANCE DEPTH (E)	OVERALL LENGTH (L)	WEIGHT
DWMT19280B	--	10 mm	5/8"	7/8"	21/32"	2-15/32"	3-1/8"	0.28 lbs
DWMT19281B	--	11 mm	21/32"	7/8"	23/32"	2-15/32"	3-1/8"	0.29 lbs
DWMT19282B	--	12 mm	23/32"	7/8"	3/4"	2-15/32"	3-1/8"	0.25 lbs
DWMT93528B	DWMT935280SP	13 mm	3/4"	7/8"	13/16"	2-15/32"	3-1/8"	0.26 lbs
DWMT93529B	DWMT935290SP	14 mm	13/16"	7/8"	31/32"	2-15/32"	3-1/8"	0.26 lbs
DWMT93530B	DWMT935300SP	15 mm	13/16"	7/8"	1-3/32"	2-15/32"	3-1/8"	0.25 lbs
DWMT93531B	DWMT935310SP	16 mm	7/8"	29/32"	1-7/32"	2-15/32"	3-1/8"	0.29 lbs
DWMT93532B	DWMT935320SP	17 mm	15/16"	15/16"	1-11/32"	2-7/32"	3-1/8"	0.34 lbs
DWMT93533B	DWMT935330SP	18 mm	1"	1"	1-11/32"	2-7/32"	3-1/8"	0.36 lbs
DWMT93534B	DWMT935340SP	19 mm	1-1/32"	1-1/32"	1-13/32"	2-7/32"	3-1/8"	0.41 lbs
DWMT90168B	DWMT901680SP	20 mm	1-3/32"	1-3/32"	1-13/32"	2-7/32"	3-1/8"	0.43 lbs
DWMT93535B	DWMT935350SP	21 mm	1-3/32"	1-3/32"	1-13/32"	2-7/32"	3-1/8"	0.42 lbs
DWMT93536B	DWMT935360SP	22 mm	1-3/16"	1-3/16"	1-13/32"	2-7/32"	3-1/8"	0.49 lbs
DWMT96369B	DWMT963690SP	23 mm	1-7/32"	1-7/32"	1-13/32"	2-7/32"	3-1/8"	0.55 lbs
DWMT96370B	DWMT963700SP	24 mm	1-1/4"	1-1/4"	1-13/32"	2-7/32"	3-1/8"	0.56 lbs
DWMT19283B	--	27 mm	1-13/32"	1-13/32"	1-13/32"	2-7/32"	3-1/8"	0.72 lbs
DWMT19284B	--	28 mm	1-15/32"	1-15/32"	1-13/32"	2-7/32"	3-1/8"	0.77 lbs
DWMT19286B	--	30 mm	1-9/16"	1-9/16"	1-13/32"	2-7/32"	3-1/8"	0.99 lbs

ASME B107.110



1/2" DRIVE SOCKETS

1/2" DRIVE SOCKETS - 12 POINT

- DirectTorque™ Technology
- Polished chrome vanadium finish
- Hard stamped markings
- Knurled control ring



BULK PRODUCT #	RETAIL PRODUCT #	SIZE	NUT END OUTSIDE DIA (B)	DRIVE END OUTSIDE DIA (C)	NUT DEPTH (D)	BOLT CLEARANCE DEPTH (E)	OVERALL LENGTH (L)	WEIGHT
DWMT74587B	DWMT745870SP	3/8"	19/32"	27/32"	11/32"	7/8"	1-1/2"	0.11 lbs
DWMT74591B	DWMT745910SP	7/16"	21/32"	27/32"	11/32"	7/8"	1-1/2"	0.11 lbs
DWMT74560B	DWMT745600SP	1/2"	3/4"	27/32"	13/32"	7/8"	1-1/2"	0.12 lbs
DWMT74593B	DWMT745930SP	9/16"	13/16"	27/32"	1/2"	7/8"	1-1/2"	0.12 lbs
DWMT74590B	DWMT745900SP	5/8"	7/8"	29/32"	9/16"	7/8"	1-1/2"	0.14 lbs
DWMT74563B	DWMT745630SP	11/16"	15/16"	15/16"	9/16"	7/8"	1-1/2"	0.17 lbs
DWMT74586B	DWMT745860SP	3/4"	1-1/32"	1-1/32"	23/32"	25/32"	1-1/2"	0.18 lbs
DWMT74569B	DWMT745690SP	13/16"	1-3/32"	1-3/32"	23/32"	25/32"	1-1/2"	0.20 lbs
DWMT74592B	DWMT745920SP	7/8"	1-3/16"	1-3/16"	23/32"	25/32"	1-1/2"	0.25 lbs
DWMT74572B	DWMT745720SP	15/16"	1-1/4"	1-1/4"	23/32"	25/32"	1-1/2"	0.30 lbs
DWMT74559B	DWMT745590SP	1"	1-11/32"	1-11/32"	23/32"	29/32"	1-5/8"	0.33 lbs
DWMT74564B	DWMT745640SP	1-1/16"	1-13/32"	1-13/32"	25/32"	13/16"	1-5/8"	0.40 lbs
DWMT86473B	DWMT864730SP	1-1/8"	1-1/2"	1-1/2"	25/32"	13/16"	1-5/8"	0.46 lbs
DWMT19274B	--	1-3/16"	1-9/16"	1-9/16"	25/32"	13/16"	1-5/8"	0.51 lbs
DWMT86474B	DWMT864740SP	1-1/4"	1-5/8"	1-5/8"	1-5/16"	13/16"	3-1/8"	0.57 lbs

ASME B107.110

1/2" DRIVE METRIC SOCKETS - 12 POINT

- DirectTorque™ Technology
- Polished chrome vanadium finish
- Hard stamped markings
- Knurled control ring



BULK PRODUCT #	RETAIL PRODUCT #	SIZE	NUT END OUTSIDE DIA (B)	DRIVE END OUTSIDE DIA (C)	NUT DEPTH (D)	BOLT CLEARANCE DEPTH (E)	OVERALL LENGTH (L)	WEIGHT
DWMT19278B	--	8 mm	1/2"	27/32"	11/32"	7/8"	1-1/2"	0.10 lbs
DWMT19279B	--	9 mm	9/16"	27/32"	13/32"	7/8"	1-1/2"	0.11 lbs
DWMT74561B	DWMT745610SP	10 mm	5/8"	27/32"	13/32"	7/8"	1-1/2"	0.11 lbs
DWMT74562B	DWMT745620SP	11 mm	21/32"	27/32"	13/32"	7/8"	1-1/2"	0.11 lbs
DWMT74567B	DWMT745670SP	12 mm	23/32"	27/32"	13/32"	7/8"	1-1/2"	0.11 lbs
DWMT74568B	DWMT745680SP	13 mm	3/4"	27/32"	13/32"	7/8"	1-1/2"	0.11 lbs
DWMT74570B	DWMT745700SP	14 mm	13/16"	27/32"	13/32"	7/8"	1-1/2"	0.12 lbs
DWMT74571B	DWMT745710SP	15 mm	13/16"	27/32"	9/16"	7/8"	1-1/2"	0.12 lbs
DWMT74573B	DWMT745730SP	16 mm	7/8"	29/32"	9/16"	13/16"	1-1/2"	0.14 lbs
DWMT74574B	DWMT745740SP	17 mm	15/16"	15/16"	9/16"	13/16"	1-1/2"	0.17 lbs
DWMT74575B	DWMT745750SP	18 mm	31/32"	31/32"	9/16"	13/16"	1-1/2"	0.17 lbs
DWMT74576B	DWMT745760SP	19 mm	1-1/32"	1-1/32"	23/32"	13/16"	1-1/2"	0.18 lbs
DWMT74577B	DWMT745770SP	20 mm	1-1/16"	1-1/16"	23/32"	13/16"	1-1/2"	0.18 lbs
DWMT74578B	DWMT745780SP	21 mm	1-3/32"	1-3/32"	23/32"	13/16"	1-1/2"	0.21 lbs
DWMT74579B	DWMT745790SP	22 mm	1-3/16"	1-3/16"	23/32"	29/32"	1-9/16"	0.25 lbs
DWMT74580B	DWMT745800SP	23 mm	1-7/32"	1-7/32"	25/32"	29/32"	1-9/16"	0.33 lbs
DWMT74581B	DWMT745810SP	24 mm	1-1/4"	1-1/4"	25/32"	29/32"	1-9/16"	0.30 lbs
DWMT74582B	DWMT745820SP	25 mm	1-9/32"	1-9/32"	25/32"	29/32"	1-9/16"	0.31 lbs
DWMT74583B	DWMT745830SP	26 mm	1-11/32"	1-11/32"	13/16"	31/32"	1-11/16"	0.36 lbs
DWMT74584B	DWMT745840SP	27 mm	1-13/32"	1-13/32"	13/16"	31/32"	1-11/16"	0.40 lbs
DWMT74585B	DWMT745850SP	28 mm	1-15/32"	1-15/32"	13/16"	31/32"	1-11/16"	0.46 lbs
DWMT19276B	--	29 mm	1-1/2"	1-1/2"	13/16"	31/32"	1-11/16"	0.46 lbs
DWMT74588B	DWMT745880SP	30 mm	1-9/16"	1-9/16"	13/16"	31/32"	1-11/16"	0.53 lbs
DWMT74589B	DWMT745890SP	32 mm	1-21/32"	1-21/32"	7/8"	1-3/32"	1-25/32"	0.59 lbs
DWMT19277B	--	36 mm	1-31/32"	1-31/32"	1-5/16"	1-17/32"	2-1/4"	1.09 lbs

ASME B107.110

1/2" DRIVE SOCKETS

1/2" DRIVE DEEP SOCKETS - 12 POINT

- DirectTorque™ Technology
- Polished chrome vanadium finish
- Hard stamped markings
- Knurled control ring



BULK PRODUCT #	RETAIL PRODUCT #	SIZE	NUT END OUTSIDE DIA (B)	DRIVE END OUTSIDE DIA (C)	NUT DEPTH (D)	BOLT CLEARANCE DEPTH (E)	OVERALL LENGTH (L)	WEIGHT
DWMT19271B	--	3/8"	19/32"	7/8"	5/8"	1-27/32"	3-1/8"	0.23 lbs
DWMT74556B	DWMT745560SP	7/16"	21/32"	7/8"	5/8"	1-27/32"	3-1/8"	0.24 lbs
DWMT74536B	DWMT745360SP	1/2"	3/4"	7/8"	25/32"	1-11/16"	3-1/8"	0.26 lbs
DWMT74558B	DWMT745580SP	9/16"	13/16"	7/8"	7/8"	1-5/8"	3-1/8"	0.26 lbs
DWMT74555B	DWMT745550SP	5/8"	7/8"	29/32"	15/16"	1-1/4"	3-1/8"	0.28 lbs
DWMT74537B	DWMT745370SP	11/16"	31/32"	31/32"	1-1/32"	1-3/16"	3-1/8"	0.32 lbs
DWMT74554B	DWMT745540SP	3/4"	1-1/16"	1-1/16"	1-5/32"	1-1/16"	3-1/8"	0.39 lbs
DWMT74543B	DWMT745430SP	13/16"	1-3/32"	1-3/32"	1-7/32"	31/32"	3-1/8"	0.41 lbs
DWMT74557B	DWMT745570SP	7/8"	1-3/16"	1-3/16"	1-7/32"	31/32"	3-1/8"	0.47 lbs
DWMT74546B	DWMT745460SP	15/16"	1-1/4"	1-1/4"	1-5/16"	29/32"	3-1/8"	0.54 lbs
DWMT74535B	DWMT745350SP	1"	1-11/32"	1-11/32"	1-5/16"	29/32"	3-1/8"	0.64 lbs
DWMT74538B	DWMT745380SP	1-1/16"	1-13/32"	1-13/32"	1-5/16"	29/32"	3-1/8"	0.69 lbs
DWMT74540B	DWMT745400SP	1-1/8"	1-1/2"	1-1/2"	1-5/16"	29/32"	3-1/8"	0.77 lbs
DWMT74539B	DWMT745390SP	1 1/4"	1-5/8"	1-5/8"	1-5/16"	29/32"	3-1/8"	0.79 lbs

ASME B107.110

1/2" DRIVE DEEP METRIC SOCKETS - 12 POINT

- DirectTorque™ Technology
- Polished chrome vanadium finish
- Hard stamped markings
- Knurled control ring



BULK PRODUCT #	RETAIL PRODUCT #	SIZE	NUT END OUTSIDE DIA (B)	DRIVE END OUTSIDE DIA (C)	NUT DEPTH (D)	BOLT CLEARANCE DEPTH (E)	OVERALL LENGTH (L)	WEIGHT
DWMT19266B	--	10 mm	5/8"	7/8"	21/32"	1-13/16"	3-1/8"	0.28 lbs
DWMT19267B	--	11 mm	21/32"	7/8"	23/32"	1-25/32"	3-1/8"	0.29 lbs
DWMT74541B	DWMT745410SP	12 mm	23/32"	7/8"	3/4"	1-23/32"	3-1/8"	0.25 lbs
DWMT74542B	DWMT745420SP	13 mm	3/4"	7/8"	13/16"	1-21/32"	3-1/8"	0.25 lbs
DWMT74544B	DWMT745440SP	14 mm	13/16"	7/8"	31/32"	1-1/2"	3-1/8"	0.26 lbs
DWMT74545B	DWMT745450SP	15 mm	13/16"	7/8"	1-3/32"	1-3/8"	3-1/8"	0.24 lbs
DWMT74547B	DWMT745470SP	16 mm	7/8"	29/32"	1-7/32"	1-1/4"	3-1/8"	0.28 lbs
DWMT74548B	DWMT745480SP	17 mm	15/16"	15/16"	1-11/32"	7/8"	3-1/8"	0.34 lbs
DWMT74549B	DWMT745490SP	18 mm	1"	1"	1-11/32"	7/8"	3-1/8"	0.35 lbs
DWMT74550B	DWMT745500SP	19 mm	1-1/32"	1-1/32"	1-13/32"	25/32"	3-1/8"	0.39 lbs
DWMT86428B	DWMT864280SP	20 mm	1-3/32"	1-3/32"	1-13/32"	25/32"	3-1/8"	0.43 lbs
DWMT74551B	DWMT745510SP	21 mm	1-3/32"	1-3/32"	1-13/32"	25/32"	3-1/8"	0.41 lbs
DWMT74552B	DWMT745520SP	22 mm	1-3/16"	1-3/16"	1-13/32"	25/32"	3-1/8"	0.47 lbs
DWMT19268B	--	23 mm	1-7/32"	1-7/32"	1-13/32"	25/32"	3-1/8"	0.55 lbs
DWMT74553B	DWMT745530SP	24 mm	1-1/4"	1-1/4"	1-13/32"	25/32"	3-1/8"	0.54 lbs
DWMT19269B	--	27 mm	1-13/32"	1-13/32"	1-13/32"	25/32"	3-1/8"	0.69 lbs
DWMT19270B	--	28 mm	1-15/32"	1-15/32"	1-13/32"	25/32"	3-1/8"	0.99 lbs
DWMT19272B	--	30 mm	1-9/16"	1-9/16"	1-13/32"	25/32"	3-1/8"	1.06 lbs
DWMT19273B	--	32 mm	1-5/8"	1-5/8"	1-13/32"	25/32"	3-1/8"	1.10 lbs

ASME B107.110

3/4" DRIVE SOCKETS

3/4" DRIVE SOCKETS - 12 POINT

- DirectTorque™ Technology
- Polished chrome vanadium finish
- Hard stamped markings
- Knurled control ring



BULK PRODUCT #	RETAIL PRODUCT #	SIZE	NUT END OUTSIDE DIA (B)	DRIVE END OUTSIDE DIA (C)	NUT DEPTH (D)	BOLT CLEARANCE DEPTH (E)	OVERALL LENGTH (L)	WEIGHT
DWMT74611B	DWMT74611OSP	7/8"	1-1/4"	1-13/32"	9/16"	15/32"	1-31/32"	0.50 lbs
DWMT74602B	DWMT74602OSP	5/16"	1-11/32"	1-13/32"	5/8"	13/32"	1-31/32"	0.50 lbs
DWMT74607B	DWMT74607OSP	1"	1-13/32"	1-3/8"	5/9"	15/32"	2-1/16"	0.48 lbs
DWMT74594B	DWMT74594OSP	1-1/16"	1-1/2"	1-13/32"	7/8"	1/4"	2-1/16"	0.63 lbs
DWMT74596B	DWMT74596OSP	1-1/8"	1-9/16"	1-1/2"	7/8"	1/4"	2-1/16"	0.57 lbs
--	DWMT75439OSP	1-1/4"	1-23/32"	1-1/2"	15/16"	5/16"	2-7/32"	0.69 lbs
DWMT74601B	DWMT74601OSP	1-5/16"	1-13/16"	1-1/2"	1-1/32"	1/4"	2-7/32"	0.77 lbs
DWMT74600B	DWMT74600OSP	1-3/8"	1-7/8"	1-21/32"	1-1/32"	5/16"	2-9/32"	0.84 lbs
DWMT74604B	DWMT74604OSP	1-7/16"	1-31/32"	1-21/32"	1-3/32"	1/4"	2-9/32"	0.94 lbs
DWMT74595B	DWMT74595OSP	1-1/2"	2-1/16"	1-25/32"	1-3/32"	5/16"	2-3/8"	1.06 lbs
DWMT74606B	DWMT74606OSP	1-9/16"	2-1/16"	1-25/32"	1-3/16"	5/16"	2-7/16"	1.27 lbs
DWMT74603B	DWMT74603OSP	1-5/8"	2-7/32"	1-25/32"	1-3/16"	13/32"	2-17/32"	1.17 lbs
DWMT74597B	DWMT74597OSP	1-11/16"	2-9/32"	1-25/32"	1-1/4"	11/32"	2-9/16"	1.32 lbs
--	DWMT74641OSP	1-3/4"	2-3/8"	1-7/8"	1-1/4"	13/32"	2-19/32"	1.51 lbs
DWMT74598B	DWMT74598OSP	1-13/16"	2-7/16"	1-27/32"	1-11/32"	13/32"	2-11/16"	1.52 lbs
DWMT74605B	DWMT74605OSP	1-7/8"	2-17/32"	1-7/8"	1-11/32"	15/32"	2-3/4"	1.65 lbs
DWMT74608B	DWMT74608OSP	2"	2-11/16"	1-7/8"	1-13/32"	15/32"	2-27/32"	1.87 lbs

1/4" DRIVE IMPACT SOCKET SETS

48 PIECE 1/4" DRIVE COMBINATION IMPACT SOCKET SET - 6 POINT

- Heat treated CR-440 steel
- DirectTorque™ Technology
- Laser etched markings
- Black oxide coating
- O-ring and retaining pin compatible
- Light-weight carrying case with metal latches
- IP65 rated water seal

DWMT19251



CONTENTS	DESCRIPTION
DWMT17313	1/4" Drive Deep Impact Socket 6PT 4 mm
DWMT17312	1/4" Drive Deep Impact Socket 6PT 4.5 mm
DWMT17316	1/4" Drive Deep Impact Socket 6PT 5 mm
DWMT17314	1/4" Drive Deep Impact Socket 6PT 5.5 mm
DWMT17317	1/4" Drive Deep Impact Socket 6PT 6 mm
DWMT17320	1/4" Drive Deep Impact Socket 6PT 7 mm
DWMT17321	1/4" Drive Deep Impact Socket 6PT 8 mm
DWMT17324	1/4" Drive Deep Impact Socket 6PT 9 mm
DWMT17242	1/4" Drive Deep Impact Socket 6PT 10 mm
DWMT17244	1/4" Drive Deep Impact Socket 6PT 11 mm
DWMT17245	1/4" Drive Deep Impact Socket 6PT 12 mm
DWMT17246	1/4" Drive Deep Impact Socket 6PT 13 mm
DWMT17247	1/4" Drive Deep Impact Socket 6PT 14 mm
DWMT17248	1/4" Drive Deep Impact Socket 6PT 15 mm
DWMT17249	1/4" Drive Deep Impact Socket 6PT 3/16"
DWMT17319	1/4" Drive Deep Impact Socket 6PT 7/32"
DWMT17241	1/4" Drive Deep Impact Socket 6PT 1/4"
DWMT17323	1/4" Drive Deep Impact Socket 6PT 9/32"
DWMT17315	1/4" Drive Deep Impact Socket 6PT 5/16"
DWMT17243	1/4" Drive Deep Impact Socket 6PT 11/32"
DWMT17311	1/4" Drive Deep Impact Socket 6PT 3/8"
DWMT17318	1/4" Drive Deep Impact Socket 6PT 7/16"
DWMT17240	1/4" Drive Deep Impact Socket 6PT 1/2"
DWMT17322	1/4" Drive Deep Impact Socket 6PT 9/16"

CONTENTS	DESCRIPTION
DWMT17347	1/4" Drive Impact Socket 6PT 4 mm
DWMT17346	1/4" Drive Impact Socket 6PT 4.5 mm
DWMT19000	1/4" Drive Impact Socket 6PT 5 mm
DWMT17348	1/4" Drive Impact Socket 6PT 5.5 mm
DWMT19002	1/4" Drive Impact Socket 6PT 6 mm
DWMT19006	1/4" Drive Impact Socket 6PT 7 mm
DWMT19007	1/4" Drive Impact Socket 6PT 8 mm
DWMT19010	1/4" Drive Impact Socket 6PT 9 mm
DWMT17327	1/4" Drive Impact Socket 6PT 10 mm
DWMT17329	1/4" Drive Impact Socket 6PT 11 mm
DWMT17340	1/4" Drive Impact Socket 6PT 12 mm
DWMT17341	1/4" Drive Impact Socket 6PT 13 mm
DWMT17342	1/4" Drive Impact Socket 6PT 14 mm
DWMT17343	1/4" Drive Impact Socket 6PT 15 mm
DWMT17344	1/4" Drive Impact Socket 6PT 3/16"
DWMT19004	1/4" Drive Impact Socket 6PT 7/32"
DWMT17326	1/4" Drive Impact Socket 6PT 1/4"
DWMT19009	1/4" Drive Impact Socket 6PT 9/32"
DWMT17349	1/4" Drive Impact Socket 6PT 5/16"
DWMT17328	1/4" Drive Impact Socket 6PT 11/32"
DWMT17345	1/4" Drive Impact Socket 6PT 3/8"
DWMT19003	1/4" Drive Impact Socket 6PT 7/16"
DWMT17325	1/4" Drive Impact Socket 6PT 1/2"
DWMT19008	1/4" Drive Impact Socket 6PT 9/16"

Bulk products are shipped in polybag packaging. Retail product is merchandisable.

1/4" DRIVE IMPACT SOCKETS

1/4" DRIVE IMPACT SOCKETS - 6 POINT

- Heat treated CR-440 steel
- DirectTorque™ Technology
- Laser etched markings
- Black oxide coating
- O-ring and retaining pin compatible



BULK PRODUCT #	SIZE	NUT END OUTSIDE DIA (B)	DRIVE END OUTSIDE DIA (C)	NUT DEPTH (D)	BOLT CLEARANCE DEPTH (E)	OVERALL LENGTH (L)	WEIGHT
DWMT17344B	3/16"	11/32"	1/2"	13/32"	5/16"	29/32"	0.03 lbs
DWMT19004B	7/32"	3/8"	1/2"	13/32"	5/16"	29/32"	0.04 lbs
DWMT17326B	1/4"	13/32"	1/2"	7/16"	5/16"	29/32"	0.03 lbs
DWMT19009B	9/32"	7/16"	1/2"	7/16"	5/16"	29/32"	0.03 lbs
DWMT17349B	5/16"	15/32"	1/2"	7/16"	5/16"	29/32"	0.03 lbs
DWMT17328B	11/32"	1/2"	1/2"	7/16"	5/16"	29/32"	0.03 lbs
DWMT17345B	3/8"	9/16"	1/2"	7/16"	5/16"	29/32"	0.03 lbs
DWMT19003B	7/16"	5/8"	1/2"	7/16"	5/16"	29/32"	0.04 lbs
DWMT17325B	1/2"	23/32"	1/2"	7/16"	5/16"	29/32"	0.04 lbs
DWMT19008B	9/16"	25/32"	1/2"	7/16"	5/16"	29/32"	0.05 lbs

ASME B107.110

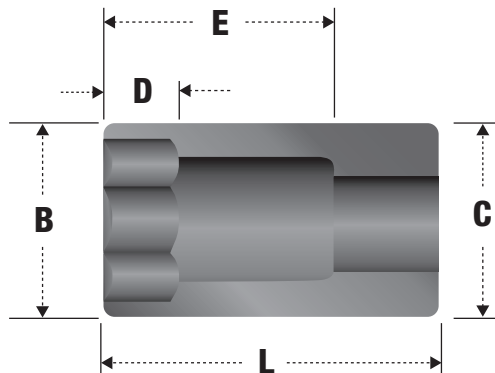
1/4" DRIVE METRIC IMPACT SOCKETS - 6 POINT

- Heat treated CR-440 steel
- DirectTorque™ Technology
- Laser etched markings
- Black oxide coating
- O-ring and retaining pin compatible



BULK PRODUCT #	SIZE	NUT END OUTSIDE DIA (B)	DRIVE END OUTSIDE DIA (C)	NUT DEPTH (D)	BOLT CLEARANCE DEPTH (E)	OVERALL LENGTH (L)	WEIGHT
DWMT17347B	4 mm	9/32"	1/2"	3/16"	11/32"	29/32"	0.04 lbs
DWMT17346B	4.5 mm	5/16"	1/2"	3/16"	11/32"	29/32"	0.04 lbs
DWMT19000B	5 mm	11/32"	1/2"	1/4"	11/32"	29/32"	0.04 lbs
DWMT17348B	5.5 mm	3/8"	1/2"	1/4"	11/32"	29/32"	0.03 lbs
DWMT19002B	6 mm	3/8"	1/2"	5/16"	11/32"	29/32"	0.03 lbs
DWMT19006B	7 mm	7/16"	1/2"	5/16"	11/32"	29/32"	0.03 lbs
DWMT19007B	8 mm	15/32"	1/2"	5/16"	11/32"	29/32"	0.03 lbs
DWMT19010B	9 mm	17/32"	1/2"	5/16"	11/32"	29/32"	0.03 lbs
DWMT17327B	10 mm	9/16"	1/2"	5/16"	11/32"	29/32"	0.03 lbs
DWMT17329B	11 mm	5/8"	1/2"	11/32"	11/32"	29/32"	0.04 lbs
DWMT17340B	12 mm	21/32"	1/2"	11/32"	11/32"	29/32"	0.04 lbs
DWMT17341B	13 mm	3/4"	1/2"	11/32"	7/16"	29/32"	0.04 lbs
DWMT17342B	14 mm	25/32"	1/2"	11/32"	7/16"	29/32"	0.05 lbs
DWMT17343B	15 mm	13/16"	1/2"	11/32"	7/16"	29/32"	0.05 lbs

ASME B107.110



1/4" DRIVE IMPACT SOCKETS

1/4" DRIVE DEEP IMPACT SOCKETS - 6 POINT

- Heat treated CR-440 steel
- DirectTorque™ Technology
- Laser etched markings
- Black oxide coating
- O-ring and retaining pin compatible



BULK PRODUCT #	SIZE	NUT END OUTSIDE DIA (B)	DRIVE END OUTSIDE DIA (C)	NUT DEPTH (D)	BOLT CLEARANCE DEPTH (E)	OVERALL LENGTH (L)	WEIGHT
DWMT17249B	3/16"	11/32"	1/2"	11/32"	1-3/16"	1-31/32"	0.06 lbs
DWMT17319B	7/32"	3/8"	1/2"	11/32"	1-3/16"	1-31/32"	0.07 lbs
DWMT17241B	1/4"	13/32"	1/2"	7/16"	1-3/16"	1-31/32"	0.07 lbs
DWMT17323B	9/32"	7/16"	1/2"	7/16"	1-3/16"	1-31/32"	0.07 lbs
DWMT17315B	5/16"	15/32"	1/2"	1/2"	1-3/16"	1-31/32"	0.07 lbs
DWMT17243B	11/32"	17/32"	1/2"	1/2"	1-5/16"	1-31/32"	0.08 lbs
DWMT17311B	3/8"	9/16"	1/2"	1/2"	1-5/16"	1-31/32"	0.09 lbs
DWMT17318B	7/16"	5/8"	1/2"	1/2"	1-5/16"	1-31/32"	0.09 lbs
DWMT17240B	1/2"	3/4"	1/2"	1/2"	1-5/16"	1-31/32"	0.12 lbs
DWMT17322B	9/16"	25/32"	1/2"	1/2"	1-5/16"	1-31/32"	0.13 lbs

ASME B107.110

1/4" DRIVE DEEP METRIC IMPACT SOCKETS - 6 POINT

- Heat treated CR-440 steel
- DirectTorque™ Technology
- Laser etched markings
- Black oxide coating
- O-ring and retaining pin compatible



BULK PRODUCT #	SIZE	NUT END OUTSIDE DIA (B)	DRIVE END OUTSIDE DIA (C)	NUT DEPTH (D)	BOLT CLEARANCE DEPTH (E)	OVERALL LENGTH (L)	WEIGHT
DWMT17313B	4 mm	9/32"	1/2"	9/32"	1-3/16"	1-31/32"	0.06 lbs
DWMT17312B	4.5 mm	5/16"	1/2"	5/16"	1-3/16"	1-31/32"	0.06 lbs
DWMT17316B	5 mm	11/32"	1/2"	11/32"	1-3/16"	1-31/32"	0.06 lbs
DWMT17314B	5.5 mm	3/8"	1/2"	11/32"	1-3/16"	1-31/32"	0.07 lbs
DWMT17317B	6 mm	3/8"	1/2"	7/16"	1-3/16"	1-31/32"	0.07 lbs
DWMT17320B	7 mm	7/16"	1/2"	7/16"	1-3/16"	1-31/32"	0.07 lbs
DWMT17321B	8 mm	15/32"	1/2"	1/2"	1-3/16"	1-31/32"	0.07 lbs
DWMT17324B	9 mm	17/32"	1/2"	1/2"	1-5/16"	1-31/32"	0.08 lbs
DWMT17242B	10 mm	9/16"	1/2"	1/2"	1-5/16"	1-31/32"	0.08 lbs
DWMT17244B	11 mm	5/8"	1/2"	1/2"	1-5/16"	1-31/32"	0.10 lbs
DWMT17245B	12 mm	21/32"	1/2"	1/2"	1-5/16"	1-31/32"	0.10 lbs
DWMT17246B	13 mm	3/4"	1/2"	1/2"	1-5/16"	1-31/32"	0.13 lbs
DWMT17247B	14 mm	25/32"	1/2"	1/2"	1-5/16"	1-31/32"	0.13 lbs
DWMT17248B	15 mm	13/16"	1/2"	1/2"	1-5/16"	1-31/32"	0.15 lbs

ASME B107.110



3/8" DRIVE IMPACT SOCKET SETS

42 PIECE 3/8" DRIVE COMBINATION IMPACT SOCKET SET - 6 POINT

- Heat treated CR-440 steel
- DirectTorque™ Technology
- Laser etched markings
- Black oxide coating
- O-ring and retaining pin compatible
- Light-weight carrying case with metal latches
- IP65 rated water seal

DWMT19248



CONTENTS	DESCRIPTION
DWMT19224	3/8" Deep Impact Socket 6PT 8 mm
DWMT19225	3/8" Deep Impact Socket 6PT 9 mm
DWMT19213	3/8" Deep Impact Socket 6PT 10 mm
DWMT19214	3/8" Deep Impact Socket 6PT 11 mm
DWMT19215	3/8" Deep Impact Socket 6PT 12 mm
DWMT19216	3/8" Deep Impact Socket 6PT 13 mm
DWMT19217	3/8" Deep Impact Socket 6PT 14 mm
DWMT19218	3/8" Deep Impact Socket 6PT 15 mm
DWMT19219	3/8" Deep Impact Socket 6PT 16 mm
DWMT19220	3/8" Deep Impact Socket 6PT 17 mm
DWMT19221	3/8" Deep Impact Socket 6PT 18 mm
DWMT19222	3/8" Deep Impact Socket 6PT 19 mm
DWMT19055	3/8" Drive Deep Impact Socket 6PT 5/16"
DWMT19163	3/8" Drive Deep Impact Socket 6PT 3/8"
DWMT19223	3/8" Drive Deep Impact Socket 6PT 7/16"
DWMT19052	3/8" Drive Deep Impact Socket 6PT 1/2"
DWMT19162	3/8" Drive Deep Impact Socket 6PT 9/16"
DWMT19056	3/8" Drive Deep Impact Socket 6PT 5/8"
DWMT19053	3/8" Drive Deep Impact Socket 6PT 11/16"
DWMT19054	3/8" Drive Deep Impact Socket 6PT 3/4"
DWMT19209	3/8" Drive Impact Socket 6PT 8 mm

CONTENTS	DESCRIPTION
DWMT19211	3/8" Drive Impact Socket 6PT 9 mm
DWMT19197	3/8" Drive Impact Socket 6PT 10 mm
DWMT19198	3/8" Drive Impact Socket 6PT 11 mm
DWMT74491	3/8" Drive Impact Socket 6PT 12 mm
DWMT74492	3/8" Drive Impact Socket 6PT 13 mm
DWMT74493	3/8" Drive Impact Socket 6PT 14 mm
DWMT74494	3/8" Drive Impact Socket 6PT 15 mm
DWMT74495	3/8" Drive Impact Socket 6PT 16 mm
DWMT74496	3/8" Drive Impact Socket 6PT 17 mm
DWMT74497	3/8" Drive Impact Socket 6PT 18 mm
DWMT74498	3/8" Drive Impact Socket 6PT 19 mm
DWMT19208	3/8" Drive Impact Socket 6PT 5/16
DWMT74478	3/8" Drive Impact Socket 6PT 3/8"
DWMT74479	3/8" Drive Impact Socket 6PT 7/16"
DWMT74481	3/8" Drive Impact Socket 6PT 1/2"
DWMT74482	3/8" Drive Impact Socket 6PT 9/16"
DWMT74483	3/8" Drive Impact Socket 6PT 5/8"
DWMT74484	3/8" Drive Impact Socket 6PT 11/16"
DWMT74486	3/8" Drive Impact Socket 6PT 3/4"
DWMT17162	3/8" Drive Impact Extension 3"
DWMT17165	3/8" Drive Impact Universal Joint

12 PIECE 3/8" DRIVE IMPACT UNIVERSAL SOCKET SET

- Heat treated CR-440 steel
- DirectTorque™ Technology
- Laser etched markings
- Black oxide coating
- O-ring and retaining pin compatible
- Light-weight aluminum rail
- Easy slide clips

DWMT19228



CONTENTS	DESCRIPTION
DWMT19185	3/8" Drive Impact Universal Socket 5/16"
DWMT19051	3/8" Drive Impact Universal Socket 3/8
DWMT19187	3/8" Drive Impact Universal Socket 7/16"
DWMT19169	3/8" Drive Impact Universal Socket 1/2"
DWMT19196	3/8" Drive Impact Universal Socket 9/16"
DWMT19186	3/8" Drive Impact Universal Socket 5/8"

CONTENTS	DESCRIPTION
DWMT19171	3/8" Drive Impact Universal Socket 11/16"
DWMT19184	3/8" Drive Impact Universal Socket 3/4"
DWMT19174	3/8" Drive Impact Universal Socket 13/16"
DWMT19195	3/8" Drive Impact Universal Socket 7/8"
DWMT19177	3/8" Drive Impact Universal Socket 15/16"
DWMT19168	3/8" Drive Impact Universal Socket 1"

10 PIECE 3/8" DRIVE METRIC IMPACT UNIVERSAL SOCKET SET

- Heat treated CR-440 steel
- DirectTorque™ Technology
- Laser etched markings
- Black oxide coating
- O-ring and retaining pin compatible
- Light-weight aluminum rail
- Easy slide clips

DWMT19226



CONTENTS	DESCRIPTION
DWMT19170	3/8" Drive Impact Universal Socket 10 mm
DWMT19172	3/8" Drive Impact Universal Socket 11 mm
DWMT19173	3/8" Drive Impact Universal Socket 12 mm
DWMT19175	3/8" Drive Impact Universal Socket 13 mm
DWMT19176	3/8" Drive Impact Universal Socket 14 mm

CONTENTS	DESCRIPTION
DWMT19178	3/8" Drive Impact Universal Socket 15 mm
DWMT19179	3/8" Drive Impact Universal Socket 16 mm
DWMT19181	3/8" Drive Impact Universal Socket 17 mm
DWMT19182	3/8" Drive Impact Universal Socket 18 mm
DWMT19183	3/8" Drive Impact Universal Socket 19 mm

Bulk products are shipped in polybag packaging. Retail product is merchandisable.

3/8" DRIVE IMPACT SOCKET SETS

3/8" DRIVE IMPACT SOCKETS - 6 POINT

- Heat treated CR-440 steel
- DirectTorque™ Technology
- Laser etched markings
- Black oxide coating
- O-ring and retaining pin compatible



BULK PRODUCT #	SIZE	NUT END OUTSIDE DIA (B)	DRIVE END OUTSIDE DIA (C)	NUT DEPTH (D)	BOLT CLEARANCE DEPTH (E)	OVERALL LENGTH (L)	WEIGHT
DWMT19208B	5/16"	1/2"	3/4"	9/32"	1/2"	1-5/32"	0.07 lbs
DWMT74478B	3/8"	9/16"	3/4"	5/16"	1/2"	1-5/32"	0.07 lbs
DWMT74479B	7/16"	11/16"	3/4"	11/32"	1/2"	1-5/32"	0.08 lbs
DWMT74481B	1/2"	3/4"	3/4"	11/32"	1/2"	1-5/32"	0.08 lbs
DWMT74482B	9/16"	25/32"	3/4"	11/32"	1/2"	1-5/32"	0.09 lbs
DWMT74483B	5/8"	15/16"	7/8"	7/16"	1/2"	1-3/16"	0.16 lbs
DWMT74484B	11/16"	31/32"	7/8"	7/16"	1/2"	1-3/16"	0.14 lbs
DWMT74486B	3/4"	1-1/16"	7/8"	1/2"	9/16"	1-3/16"	0.16 lbs
DWMT74487B	13/16"	1-3/16"	7/8"	1/2"	9/16"	1-3/16"	0.19 lbs
DWMT74488B	7/8"	1-1/4"	7/8"	1/2"	9/16"	1-3/16"	0.22 lbs
DWMT19049B	15/16"	1-11/32"	7/8"	1/2"	9/16"	1-3/16"	0.24 lbs
DWMT74489B	1"	1-13/32"	7/8"	1/2"	9/16"	1-3/16"	0.34 lbs

ASME B107.110

3/8" DRIVE METRIC IMPACT SOCKETS - 6 POINT

- Heat treated CR-440 steel
- DirectTorque™ Technology
- Laser etched markings
- Black oxide coating
- O-ring and retaining pin compatible



BULK PRODUCT #	SIZE	NUT END OUTSIDE DIA (B)	DRIVE END OUTSIDE DIA (C)	NUT DEPTH (D)	BOLT CLEARANCE DEPTH (E)	OVERALL LENGTH (L)	WEIGHT
DWMT19050B	7 mm	7/16"	3/4"	9/32"	1/2"	1-5/32"	0.07 lbs
DWMT19209B	8 mm	1/2"	3/4"	9/32"	1/2"	1-5/32"	0.07 lbs
DWMT19211B	9 mm	9/16"	3/4"	5/16"	1/2"	1-5/32"	0.07 lbs
DWMT19197B	10 mm	19/32"	3/4"	5/16"	1/2"	1-5/32"	0.07 lbs
DWMT19198B	11 mm	21/32"	3/4"	11/32"	1/2"	1-5/32"	0.08 lbs
DWMT74491B	12 mm	23/32"	3/4"	11/32"	1/2"	1-5/32"	0.09 lbs
DWMT74492B	13 mm	3/4"	3/4"	11/32"	1/2"	1-5/32"	0.08 lbs
DWMT74493B	14 mm	25/32"	3/4"	11/32"	1/2"	1-5/32"	0.09 lbs
DWMT74494B	15 mm	7/8"	3/4"	7/16"	1/2"	1-5/32"	0.12 lbs
DWMT74495B	16 mm	15/16"	7/8"	7/16"	9/16"	1-3/16"	0.15 lbs
DWMT74496B	17 mm	31/32"	7/8"	7/16"	9/16"	1-3/16"	0.14 lbs
DWMT74497B	18 mm	1-1/32"	7/8"	7/16"	5/8"	1-3/16"	0.16 lbs
DWMT74498B	19 mm	1-1/16"	7/8"	1/2"	21/32"	1-3/16"	0.16 lbs

ASME B107.110

3/8" DRIVE DEEP IMPACT SOCKETS - 6 POINT

- Heat treated CR-440 steel
- DirectTorque™ Technology
- Laser etched markings
- Black oxide coating
- O-ring and retaining pin compatible




BULK PRODUCT #	SIZE	NUT END OUTSIDE DIA (B)	DRIVE END OUTSIDE DIA (C)	NUT DEPTH (D)	BOLT CLEARANCE DEPTH (E)	OVERALL LENGTH (L)	WEIGHT
DWMT19055B	5/16"	1/2"	3/4"	15/32"	1-3/16"	2-15/32"	0.21 lbs
DWMT19163B	3/8"	9/16"	3/4"	23/32"	1-3/16"	2-15/32"	0.21 lbs
DWMT19223B	7/16"	11/16"	3/4"	23/32"	1-3/16"	2-15/32"	0.20 lbs
DWMT19052B	1/2"	3/4"	3/4"	7/8"	1-3/16"	2-15/32"	0.18 lbs
DWMT19162B	9/16"	25/32"	3/4"	15/16"	1-3/16"	2-15/32"	0.19 lbs
DWMT19056B	5/8"	15/16"	7/8"	31/32"	1-3/16"	2-15/32"	0.28 lbs
DWMT19053B	11/16"	31/32"	7/8"	31/32"	1-5/16"	2-15/32"	0.27 lbs
DWMT19054B	3/4"	1-1/16"	7/8"	31/32"	1-5/16"	2-15/32"	0.32 lbs
DWMT19165B	13/16"	1-3/16"	7/8"	31/32"	1-5/16"	2-15/32"	0.36 lbs
DWMT19167B	7/8"	1-1/4"	7/8"	31/32"	1-5/16"	2-15/32"	0.43 lbs
DWMT19166B	15/16"	1-11/32"	7/8"	31/32"	1-5/16"	2-15/32"	0.47 lbs
DWMT19164B	1"	1-13/32"	7/8"	31/32"	1-5/16"	2-15/32"	0.55 lbs

ASME B107.110

3/8" DRIVE IMPACT SOCKETS

3/8" DRIVE DEEP METRIC IMPACT SOCKETS - 6 POINT

- Heat treated CR-440 steel
- DirectTorque™ Technology
- Laser etched markings
- Black oxide coating
- O-ring and retaining pin compatible



BULK PRODUCT #	SIZE	NUT END OUTSIDE DIA (B)	DRIVE END OUTSIDE DIA (C)	NUT DEPTH (D)	BOLT CLEARANCE DEPTH (E)	OVERALL LENGTH (L)	WEIGHT
DWMT19224B	8 mm	1/2"	3/4"	15/32"	1-3/16"	2-15/32"	0.21 lbs
DWMT19225B	9 mm	9/16"	3/4"	15/32"	1-3/16"	2-15/32"	0.21 lbs
DWMT19213B	10 mm	19/32"	3/4"	23/32"	1-3/16"	2-15/32"	0.20 lbs
DWMT19214B	11 mm	21/32"	3/4"	23/32"	1-3/16"	2-15/32"	0.20 lbs
DWMT19215B	12 mm	23/32"	3/4"	25/32"	1-3/16"	2-15/32"	0.19 lbs
DWMT19216B	13 mm	3/4"	3/4"	7/8"	1-3/16"	2-15/32"	0.18 lbs
DWMT19217B	14 mm	25/32"	3/4"	15/16"	1-3/16"	2-15/32"	0.19 lbs
DWMT19218B	15 mm	7/8"	3/4"	31/32"	1-3/16"	2-15/32"	0.25 lbs
DWMT19219B	16 mm	15/16"	7/8"	31/32"	1-3/16"	2-15/32"	0.29 lbs
DWMT19220B	17 mm	31/32"	7/8"	31/32"	1-5/16"	2-15/32"	0.28 lbs
DWMT19221B	18 mm	1-1/32"	7/8"	31/32"	1-5/16"	2-15/32"	0.30 lbs
DWMT19222B	19 mm	1-1/16"	7/8"	31/32"	1-5/16"	2-15/32"	0.31 lbs

ASME B107.110

3/8" DRIVE UNIVERSAL IMPACT SOCKETS - 6 POINT

- Heat treated CR-440 steel
- DirectTorque™ Technology
- Laser etched markings
- Black oxide coating
- O-ring and retaining pin compatible



BULK PRODUCT #	SIZE	NUT END OUTSIDE DIA (B)	DRIVE END OUTSIDE DIA (C)	NUT DEPTH (D)	BOLT CLEARANCE DEPTH (E)	OVERALL LENGTH (L)	WEIGHT
DWMT19185B	5/16"	11/32"	7/8"	9/16"	9/16"	2-5/32"	0.20 lbs
DWMT19051B	3/8"	11/32"	7/8"	19/32"	19/32"	2-5/32"	0.24 lbs
DWMT19187B	7/16"	11/32"	7/8"	21/32"	21/32"	2-5/32"	0.25 lbs
DWMT19169B	1/2"	15/32"	7/8"	3/4"	3/4"	2-5/32"	0.25 lbs
DWMT19196B	9/16"	1/2"	7/8"	13/16"	13/16"	2-5/32"	0.26 lbs
DWMT19186B	5/8"	1/2"	7/8"	29/32"	29/32"	2-5/32"	0.27 lbs
DWMT19171B	11/16"	1/2"	7/8"	31/32"	31/32"	2-5/32"	0.28 lbs
DWMT19184B	3/4"	1/2"	7/8"	1-1/16"	1-1/16"	2-5/32"	0.29 lbs
DWMT19174B	13/16"	1/2"	7/8"	1-3/16"	1-3/16"	2-5/32"	0.32 lbs
DWMT19195B	7/8"	1/2"	7/8"	1-1/4"	1-1/4"	2-5/32"	0.32 lbs
DWMT19177B	15/16"	1/2"	7/8"	1-11/32"	1-11/32"	2-5/32"	0.37 lbs
DWMT19168B	1"	1/2"	7/8"	1-13/32"	1-13/32"	2-5/32"	0.40 lbs

ASME B107.110

3/8" DRIVE UNIVERSAL METRIC IMPACT SOCKETS - 6 POINT

- Heat treated CR-440 steel
- DirectTorque™ Technology
- Laser etched markings
- Black oxide coating
- O-ring and retaining pin compatible



BULK PRODUCT #	SIZE	NUT END OUTSIDE DIA (B)	DRIVE END OUTSIDE DIA (C)	NUT DEPTH (D)	BOLT CLEARANCE DEPTH (E)	OVERALL LENGTH (L)	WEIGHT
DWMT19170B	10 mm	11/32"	7/8"	19/32"	19/32"	2-5/32"	0.24 lbs
DWMT19172B	11 mm	11/32"	7/8"	21/32"	21/32"	2-5/32"	0.21 lbs
DWMT19173B	12 mm	15/32"	7/8"	3/4"	3/4"	2-5/32"	0.21 lbs
DWMT19175B	13 mm	1/2"	7/8"	3/4"	3/4"	2-5/32"	0.21 lbs
DWMT19176B	14 mm	1/2"	7/8"	13/16"	13/16"	2-5/32"	0.26 lbs
DWMT19178B	15 mm	1/2"	7/8"	7/8"	7/8"	2-5/32"	0.33 lbs
DWMT19179B	16 mm	1/2"	7/8"	29/32"	29/32"	2-5/32"	0.27 lbs
DWMT19181B	17 mm	1/2"	7/8"	31/32"	31/32"	2-5/32"	0.28 lbs
DWMT19182B	18 mm	1/2"	7/8"	31/32"	31/32"	2-5/32"	0.27 lbs
DWMT19183B	19 mm	1/2"	7/8"	1-1/16"	1-1/16"	2-5/32"	0.37 lbs

ASME B107.110

1/2" DRIVE IMPACT SOCKET SETS

**30 PIECE
1/2" DRIVE
COMBINATION
SOCKET SET -
6 POINT**

- Heat treated CR-440 steel
- DirectTorque™ Technology
- Laser etched markings
- Black oxide coating
- O-ring and retaining pin compatible
- Light-weight carrying case with metal latches
- IP65 rated water seal

CONTENTS	DESCRIPTION
DWMT17157	1/2" Drive Impact Socket 6PT 10 mm
DWMT19203	1/2" Drive Impact Socket 6PT 11 mm
DWMT17186	1/2" Drive Impact Socket 6PT 12 mm
DWMT74660	1/2" Drive Impact Socket 6PT 13 mm
DWMT75102	1/2" Drive Impact Socket 6PT 14 mm
DWMT75103	1/2" Drive Impact Socket 6PT 15 mm
DWMT75105	1/2" Drive Impact Socket 6PT 16 mm
DWMT75106	1/2" Drive Impact Socket 6PT 17 mm
DWMT75108	1/2" Drive Impact Socket 6PT 18 mm
DWMT75109	1/2" Drive Impact Socket 6PT 19 mm
DWMT75110	1/2" Drive Impact Socket 6PT 20 mm
DWMT75111	1/2" Drive Impact Socket 6PT 21 mm
DWMT75112	1/2" Drive Impact Socket 6PT 22 mm
DWMT17190	1/2" Drive Impact Socket 6PT 24 mm
DWMT73943	1/2" Drive Impact Deep Socket 6PT 10 mm

CONTENTS	DESCRIPTION
DWMT73944	1/2" Drive Impact Deep Socket 6PT 11 mm
DWMT73945	1/2" Drive Impact Deep Socket 6PT 12 mm
DWMT17213	1/2" Drive Impact Deep Socket 6PT 13 mm
DWMT73947	1/2" Drive Impact Deep Socket 6PT 14 mm
DWMT75126	1/2" Drive Impact Deep Socket 6PT 15 mm
DWMT73948	1/2" Drive Impact Deep Socket 6PT 16 mm
DWMT73949	1/2" Drive Impact Deep Socket 6PT 17 mm
DWMT17214	1/2" Drive Impact Deep Socket 6PT 18 mm
DWMT73950	1/2" Drive Impact Deep Socket 6PT 19 mm
DWMT75128	1/2" Drive Impact Deep Socket 6PT 20 mm
DWMT73951	1/2" Drive Impact Deep Socket 6PT 21 mm
DWMT73952	1/2" Drive Impact Deep Socket 6PT 22 mm
DWMT17215	1/2" Drive Impact Deep Socket 6PT 24 mm
DWMT19200	1/2" Impact Socket Extension 2"
DWMT75366	1/2" Drive Impact Universal Joint

DWMT19249



**28 PIECE
1/2" DRIVE
STANDARD & DEEP
IMPACT SOCKET SET -
6 POINT**

- Heat treated CR-440 steel
- DirectTorque™ Technology
- Laser etched markings
- Black oxide coating
- O-ring and retaining pin compatible
- Light-weight carrying case with metal latches
- IP65 rated water seal

CONTENTS	DESCRIPTION
DWMT75120	1/2" Drive Impact Socket 6PT 7/16"
DWMT74654	1/2" Drive Impact Socket 6PT 1/2"
DWMT75122	1/2" Drive Impact Socket 6PT 9/16"
DWMT75118	1/2" Drive Impact Socket 6PT 5/8"
DWMT74655	1/2" Drive Impact Socket 6PT 11/16"
DWMT75113	1/2" Drive Impact Socket 6PT 3/4"
DWMT74661	1/2" Drive Impact Socket 6PT 13/16"
DWMT75121	1/2" Drive Impact Socket 6PT 7/8"
DWMT75104	1/2" Drive Impact Socket 6PT 15/16"
DWMT75119	1/2" Drive Impact Socket 6PT 1"
DWMT17233	1/2" Drive Impact Socket 6PT 1-1/16"
DWMT75125	1/2" Drive Impact Socket 6PT 1-1/8"
DWMT73933	1/2" Drive Impact Deep Socket 6PT 7/16"
DWMT73934	1/2" Drive Impact Deep Socket 6PT 1/2"

CONTENTS	DESCRIPTION
DWMT73935	1/2" Drive Impact Deep Socket 6PT 9/16"
DWMT73936	1/2" Drive Impact Deep Socket 6PT 5/8"
DWMT73940	1/2" Drive Impact Deep Socket 6PT 7/8"
DWMT73937	1/2" Drive Impact Deep Socket 6PT 11/16"
DWMT73938	1/2" Drive Impact Deep Socket 6PT 3/4"
DWMT17232	1/2" Drive Impact Deep Socket 6PT 13/16"
DWMT73941	1/2" Drive Impact Deep Socket 6PT 15/16"
DWMT73942	1/2" Drive Impact Deep Socket 6PT 1"
DWMT74656	1/2" Drive Impact Deep Socket 6PT 1-1/16"
DWMT74659	1/2" Drive Impact Deep Socket 6PT 1-1/8"
DWMT17228	1/2" Drive Impact Deep Socket 6PT 1-3/16"
DWMT74658	1/2" Drive Impact Deep Socket 6PT 1-1/4"
DWMT19200	1/2" Impact Socket Extension 2"
DWMT75366	1/2" Drive Impact Universal Joint

DWMT19244



1/2" DRIVE IMPACT SOCKET SETS

26 PIECE 1/2" DRIVE METRIC IMPACT SOCKET SET - 6 POINT

- Heat treated CR-440 steel
- DirectTorque™ Technology
- Laser etched markings
- Black oxide coating
- O-ring and retaining pin compatible
- Light-weight aluminum rail
- Easy slide clips

DWMT19243



CONTENTS	DESCRIPTION
DWMT17157	1/2" Drive Impact Socket 6PT 10 mm
DWMT19203	1/2" Drive Impact Socket 6PT 11 mm
DWMT17186	1/2" Drive Impact Socket 6PT 12 mm
DWMT74660	1/2" Drive Impact Socket 6PT 13 mm
DWMT75102	1/2" Drive Impact Socket 6PT 14 mm
DWMT75103	1/2" Drive Impact Socket 6PT 15 mm
DWMT75105	1/2" Drive Impact Socket 6PT 16 mm
DWMT75106	1/2" Drive Impact Socket 6PT 17 mm
DWMT75108	1/2" Drive Impact Socket 6PT 18 mm

CONTENTS	DESCRIPTION
DWMT75109	1/2" Drive Impact Socket 6PT 19 mm
DWMT75110	1/2" Drive Impact Socket 6PT 20 mm
DWMT75111	1/2" Drive Impact Socket 6PT 21 mm
DWMT75112	1/2" Drive Impact Socket 6PT 22 mm
DWMT17187	1/2" Drive Impact Socket 6PT 23 mm
DWMT17190	1/2" Drive Impact Socket 6PT 24 mm
DWMT17191	1/2" Drive Impact Socket 6PT 25 mm
DWMT17192	1/2" Drive Impact Socket 6PT 26 mm
DWMT17193	1/2" Drive Impact Socket 6PT 27 mm

CONTENTS	DESCRIPTION
DWMT17194	1/2" Drive Impact Socket 6PT 28 mm
DWMT17195	1/2" Drive Impact Socket 6PT 29 mm
DWMT17196	1/2" Drive Impact Socket 6PT 30 mm
DWMT17198	1/2" Drive Impact Socket 6PT 32 mm
DWMT17207	1/2" Drive Impact Socket 6PT 33 mm
DWMT17208	1/2" Drive Impact Socket 6PT 34 mm
DWMT17209	1/2" Drive Impact Socket 6PT 35 mm
DWMT17210	1/2" Drive Impact Socket 6PT 36 mm

26 PIECE 1/2" DRIVE DEEP METRIC IMPACT SOCKET SET - 6 POINT

- Heat treated CR-440 steel
- DirectTorque™ Technology
- Laser etched markings
- Black oxide coating
- O-ring and retaining pin compatible
- Light-weight aluminum rail
- Easy slide clips

DWMT19242



CONTENTS	DESCRIPTION
DWMT73943	1/2" Drive Impact Deep Socket 6PT 10 mm
DWMT73944	1/2" Drive Impact Deep Socket 6PT 11 mm
DWMT73945	1/2" Drive Impact Deep Socket 6PT 12 mm
DWMT17213	1/2" Drive Impact Deep Socket 6PT 13 mm
DWMT73947	1/2" Drive Impact Deep Socket 6PT 14 mm
DWMT75126	1/2" Drive Impact Deep Socket 6PT 15 mm
DWMT73948	1/2" Drive Impact Deep Socket 6PT 16 mm
DWMT73949	1/2" Drive Impact Deep Socket 6PT 17 mm
DWMT17214	1/2" Drive Impact Deep Socket 6PT 18 mm

CONTENTS	DESCRIPTION
DWMT73950	1/2" Drive Impact Deep Socket 6PT 19 mm
DWMT75128	1/2" Drive Impact Deep Socket 6PT 20 mm
DWMT73951	1/2" Drive Impact Deep Socket 6PT 21 mm
DWMT73952	1/2" Drive Impact Deep Socket 6PT 22 mm
DWMT17185	1/2" Drive Impact Deep Socket 6PT 23 mm
DWMT17215	1/2" Drive Impact Deep Socket 6PT 24 mm
DWMT17216	1/2" Drive Impact Deep Socket 6PT 25 mm
DWMT17217	1/2" Drive Impact Deep Socket 6PT 26 mm
DWMT17218	1/2" Drive Impact Deep Socket 6PT 27 mm

CONTENTS	DESCRIPTION
DWMT17219	1/2" Drive Impact Deep Socket 6PT 28 mm
DWMT17220	1/2" Drive Impact Deep Socket 6PT 29 mm
DWMT17221	1/2" Drive Impact Deep Socket 6PT 30 mm
DWMT17222	1/2" Drive Impact Deep Socket 6PT 32 mm
DWMT17223	1/2" Drive Impact Deep Socket 6PT 33 mm
DWMT17224	1/2" Drive Impact Deep Socket 6PT 34 mm
DWMT17225	1/2" Drive Impact Deep Socket 6PT 35 mm
DWMT75150	1/2" Drive Impact Deep Socket 6PT 36 mm

19 PIECE 1/2" DRIVE IMPACT SOCKET SET - 6 POINT

- Heat treated CR-440 steel
- DirectTorque™ Technology
- Laser etched markings
- Black oxide coating
- O-ring and retaining pin compatible
- Light-weight aluminum rail
- Easy slide clips

DWMT19240



CONTENTS	DESCRIPTION
DWMT75114	1/2" Drive Impact Socket 6PT 3/8"
DWMT75120	1/2" Drive Impact Socket 6PT 7/16"
DWMT74654	1/2" Drive Impact Socket 6PT 1/2"
DWMT75122	1/2" Drive Impact Socket 6PT 9/16"
DWMT75118	1/2" Drive Impact Socket 6PT 5/8"
DWMT74655	1/2" Drive Impact Socket 6PT 11/16"
DWMT75113	1/2" Drive Impact Socket 6PT 3/4"

CONTENTS	DESCRIPTION
DWMT74661	1/2" Drive Impact Socket 6PT 13/16"
DWMT75121	1/2" Drive Impact Socket 6PT 7/8"
DWMT75104	1/2" Drive Impact Socket 6PT 15/16"
DWMT75119	1/2" Drive Impact Socket 6PT 1"
DWMT17233	1/2" Drive Impact Socket 6PT 1-1/16"
DWMT75125	1/2" Drive Impact Socket 6PT 1-1/8"
DWMT17235	1/2" Drive Impact Socket 6PT 1-3/16"

CONTENTS	DESCRIPTION
DWMT19202	1/2" Drive Impact Socket 6PT 1-1/4"
DWMT17237	1/2" Drive Impact Socket 6PT 1-5/16"
DWMT17236	1/2" Drive Impact Socket 6PT 1-3/8"
DWMT17238	1/2" Drive Impact Socket 6PT 1-7/16"
DWMT17234	1/2" Drive Impact Socket 6PT 1-1/2"

Bulk products are shipped in polybag packaging. Retail product is merchandisable.

1/2" DRIVE IMPACT SOCKET SETS

19 PIECE 1/2" DRIVE DEEP IMPACT SOCKET SET - 6 POINT

- Heat treated CR-440 steel
- DirectTorque™ Technology
- Laser etched markings
- Black oxide coating
- O-ring and retaining pin compatible
- Light-weight aluminum rail
- Easy slide clips

DWMT19239



CONTENTS	DESCRIPTION
DWMT73932	1/2" Drive Impact Deep Socket 6PT 3/8"
DWMT73933	1/2" Drive Impact Deep Socket 6PT 7/16"
DWMT73934	1/2" Drive Impact Deep Socket 6PT 1/2"
DWMT73935	1/2" Drive Impact Deep Socket 6PT 9/16"
DWMT73936	1/2" Drive Impact Deep Socket 6PT 5/8"
DWMT73940	1/2" Drive Impact Deep Socket 6PT 7/8"
DWMT73937	1/2" Drive Impact Deep Socket 6PT 11/16"

CONTENTS	DESCRIPTION
DWMT73938	1/2" Drive Impact Deep Socket 6PT 3/4"
DWMT17232	1/2" Drive Impact Deep Socket 6PT 13/16"
DWMT73941	1/2" Drive Impact Deep Socket 6PT 15/16"
DWMT73942	1/2" Drive Impact Deep Socket 6PT 1"
DWMT74656	1/2" Drive Impact Deep Socket 6PT 1-1/16"
DWMT74659	1/2" Drive Impact Deep Socket 6PT 1-1/8"
DWMT17228	1/2" Drive Impact Deep Socket 6PT 1-3/16"

CONTENTS	DESCRIPTION
DWMT74658	1/2" Drive Impact Deep Socket 6PT 1-1/4"
DWMT17230	1/2" Drive Impact Deep Socket 6PT 1-5/16"
DWMT17229	1/2" Drive Impact Deep Socket 6PT 1-3/8"
DWMT17231	1/2" Drive Impact Deep Socket 6PT 1-7/16"
DWMT17227	1/2" Drive Impact Deep Socket 6PT 1-1/2"

15 PIECE 1/2" DRIVE COMBINATION IMPACT HEX BIT SOCKET SET

- Heat treated CR-440 steel
- DirectTorque™ Technology
- Laser etched markings
- Black oxide coating
- O-ring and retaining pin compatible
- Light-weight carrying case with metal latches
- IP65 rated water seal

DWMT19233



CONTENTS	DESCRIPTION
DWMT17175	1/2" Drive Impact Hex Bit Socket 5/16"
DWMT17174	1/2" Drive Impact Hex Bit Socket 3/8"
DWMT17179	1/2" Drive Impact Hex Bit Socket 7/16"
DWMT17166	1/2" Drive Impact Hex Bit Socket 1/2"
DWMT17181	1/2" Drive Impact Hex Bit Socket 9/16"
DWMT17176	1/2" Drive Impact Hex Bit Socket 5/8"
DWMT17173	1/2" Drive Impact Hex Bit Socket 3/4"
DWMT17167	1/2" Drive Impact Hex Bit Socket 10 mm

CONTENTS	DESCRIPTION
DWMT17169	1/2" Drive Impact Hex Bit Socket 12 mm
DWMT17170	1/2" Drive Impact Hex Bit Socket 14 mm
DWMT17171	1/2" Drive Impact Hex Bit Socket 17 mm
DWMT17172	1/2" Drive Impact Hex Bit Socket 19 mm
DWMT17177	1/2" Drive Impact Hex Bit Socket 5 mm
DWMT17178	1/2" Drive Impact Hex Bit Socket 6 mm
DWMT17180	1/2" Drive Impact Hex Bit Socket 8 mm

7 PIECE 1/2" DRIVE EXTERNAL TORX® IMPACT SOCKET SET

- Heat treated CR-440 steel
- DirectTorque™ Technology
- Laser etched markings
- Black oxide coating
- O-ring and retaining pin compatible
- Light-weight aluminum rail
- Easy slide clips

DWMT19260



CONTENTS	DESCRIPTION
DWMT79243	1/2" External Torx® Impact Socket - E10
DWMT79244	1/2" External Torx® Impact Socket - E12
DWMT79245	1/2" External Torx® Impact Socket - E14
DWMT79246	1/2" External Torx® Impact Socket - E16

CONTENTS	DESCRIPTION
DWMT79247	1/2" External Torx® Impact Socket - E18
DWMT79248	1/2" External Torx® Impact Socket - E20
DWMT79249	1/2" External Torx® Impact Socket - E24

Is not O-Ring compatible

Torx® is a registered trademark of Acument Intellectual Properties, LLC.

1/2" DRIVE IMPACT SOCKETS

1/2" DRIVE IMPACT SOCKETS - 6 POINT

- Heat treated CR-440 steel
- DirectTorque™ Technology
- Laser etched markings
- Black oxide coating
- O-ring and retaining pin compatible



BULK PRODUCT #	SIZE	NUT END OUTSIDE DIA (B)	DRIVE END OUTSIDE DIA (C)	NUT DEPTH (D)	BOLT CLEARANCE DEPTH (E)	OVERALL LENGTH (L)	WEIGHT
DWMT75114B	3/8"	5/8"	31/32"	5/16"	21/32"	1-1/2"	0.14 lbs
DWMT75120B	7/16"	23/32"	31/32"	11/32"	21/32"	1-1/2"	0.14 lbs
DWMT74654B	1/2"	25/32"	31/32"	7/16"	21/32"	1-1/2"	0.14 lbs
DWMT75122B	9/16"	7/8"	31/32"	7/16"	21/32"	1-1/2"	0.17 lbs
DWMT75118B	5/8"	31/32"	31/32"	15/32"	21/32"	1-1/2"	0.19 lbs
DWMT74655B	11/16"	1-1/32"	31/32"	15/32"	21/32"	1-1/2"	0.21 lbs
DWMT75113B	3/4"	1-3/32"	31/32"	15/32"	21/32"	1-1/2"	0.23 lbs
DWMT74661B	13/16"	1-3/16"	31/32"	1/2"	21/32"	1-1/2"	0.27 lbs
DWMT75121B	7/8"	1-1/4"	1-3/16"	1/2"	3/4"	1-1/2"	0.32 lbs
DWMT75104B	15/16"	1-11/32"	1-3/16"	19/32"	3/4"	1-1/2"	0.36 lbs
DWMT75119B	1"	1-13/32"	1-3/16"	19/32"	3/4"	1-1/2"	0.41 lbs
DWMT17233B	1-1/16"	1-1/2"	1-3/16"	21/32"	3/4"	1-9/16"	0.47 lbs
DWMT75125B	1-1/8"	1-9/16"	1-3/16"	23/32"	31/32"	1-9/16"	0.49 lbs
DWMT17235B	1-3/16"	1-21/32"	1-3/16"	23/32"	31/32"	1-9/16"	0.52 lbs
DWMT19202B	1-1/4"	1-23/32"	1-3/16"	23/32"	31/32"	1-9/16"	0.56 lbs
DWMT17237B	1-5/16"	1-13/16"	1-3/8"	13/16"	1-5/32"	1-11/16"	0.59 lbs
DWMT17236B	1-3/8"	1-7/8"	1-3/8"	13/16"	1-5/32"	1-11/16"	0.63 lbs
DWMT17238B	1-7/16"	1-31/32"	1-23/32"	13/16"	1-5/32"	1-11/16"	0.66 lbs
DWMT17234B	1-1/2"	2-1/16"	1-23/32"	15/16"	1-9/32"	1-11/16"	0.72 lbs

ASME B107.110

1/2" DRIVE METRIC IMPACT SOCKETS - 6 POINT

- Heat treated CR-440 steel
- DirectTorque™ Technology
- Laser etched markings
- Black oxide coating
- O-ring and retaining pin compatible



BULK PRODUCT #	SIZE	NUT END OUTSIDE DIA (B)	DRIVE END OUTSIDE DIA (C)	NUT DEPTH (D)	BOLT CLEARANCE DEPTH (E)	OVERALL LENGTH (L)	WEIGHT
DWMT17239B	9 mm	5/8"	31/32"	13/32"	9/16"	1-1/2"	0.15 lbs
DWMT17157B	10 mm	21/32"	31/32"	13/32"	9/16"	1-1/2"	0.14 lbs
DWMT19203B	11 mm	23/32"	31/32"	13/32"	9/16"	1-1/2"	0.16 lbs
DWMT17186B	12 mm	3/4"	31/32"	7/16"	9/16"	1-1/2"	0.16 lbs
DWMT74660B	13 mm	25/32"	31/32"	7/16"	9/16"	1-1/2"	0.16 lbs
DWMT75102B	14 mm	27/32"	31/32"	7/16"	9/16"	1-1/2"	0.16 lbs
DWMT75103B	15 mm	29/32"	31/32"	15/32"	9/16"	1-1/2"	0.17 lbs
DWMT75105B	16 mm	31/32"	31/32"	15/32"	19/32"	1-1/2"	0.18 lbs
DWMT75106B	17 mm	1-1/32"	31/32"	1/2"	19/32"	1-1/2"	0.19 lbs
DWMT75108B	18 mm	1-1/16"	31/32"	1/2"	5/8"	1-1/2"	0.19 lbs
DWMT75109B	19 mm	1-3/16"	31/32"	1/2"	23/32"	1-1/2"	0.19 lbs
DWMT75110B	20 mm	1-3/16"	31/32"	1/2"	23/32"	1-1/2"	0.22 lbs
DWMT75111B	21 mm	1-1/4"	1-3/16"	9/16"	23/32"	1-1/2"	0.20 lbs
DWMT75112B	22 mm	1-1/4"	1-3/16"	9/16"	23/32"	1-1/2"	0.28 lbs
DWMT17187B	23 mm	1-11/32"	1-3/16"	5/8"	23/32"	1-21/32"	0.34 lbs
DWMT17190B	24 mm	1-13/32"	1-3/16"	21/32"	13/16"	1-21/32"	0.33 lbs
DWMT17191B	25 mm	1-13/32"	1-3/16"	21/32"	13/16"	1-21/32"	0.35 lbs
DWMT17192B	26 mm	1-1/2"	1-3/16"	21/32"	13/16"	1-21/32"	0.34 lbs
DWMT17193B	27 mm	1-9/16"	1-3/16"	3/4"	31/32"	1-13/16"	0.42 lbs
DWMT17194B	28 mm	1-9/16"	1-3/16"	3/4"	31/32"	1-13/16"	0.47 lbs
DWMT17195B	29 mm	1-21/32"	1-3/16"	3/4"	31/32"	1-13/16"	0.47 lbs
DWMT17196B	30 mm	1-21/32"	1-3/16"	3/4"	1-3/32"	1-13/16"	0.48 lbs
DWMT17197B	31 mm	1-23/32"	1-3/16"	13/16"	1-3/32"	1-13/16"	0.51 lbs
DWMT17198B	32 mm	1-23/32"	1-3/16"	13/16"	1-3/32"	1-13/16"	0.53 lbs
DWMT17207B	33 mm	1-13/16"	1-3/8"	7/8"	1-3/32"	1-13/16"	0.60 lbs
DWMT17208B	34 mm	1-13/16"	1-3/8"	7/8"	1-3/16"	1-13/16"	0.63 lbs
DWMT17209B	35 mm	1-31/32"	1-3/8"	7/8"	1-3/16"	1-31/32"	0.75 lbs
DWMT17210B	36 mm	1-31/32"	1-3/8"	7/8"	1-3/16"	1-31/32"	0.80 lbs

ASME B107.110

Bulk products are shipped in polybag packaging. Retail product is merchandisable.

1/2" DRIVE IMPACT SOCKETS

1/2" DRIVE DEEP IMPACT SOCKETS - 6 POINT

- Heat treated CR-440 steel
- DirectTorque™ Technology
- Laser etched markings
- Black oxide coating
- O-ring and retaining pin compatible



BULK PRODUCT #	SIZE	NUT END OUTSIDE DIA (B)	DRIVE END OUTSIDE DIA (C)	NUT DEPTH (D)	BOLT CLEARANCE DEPTH (E)	OVERALL LENGTH (L)	WEIGHT
DWMT73932B	3/8"	5/8"	31/32"	19/32"	1-25/32"	3-7/32"	0.36 lbs
DWMT73933B	7/16"	23/32"	31/32"	19/32"	1-25/32"	3-7/32"	0.37 lbs
DWMT73934B	1/2"	25/32"	31/32"	19/32"	1-25/32"	3-7/32"	0.39 lbs
DWMT73935B	9/16"	7/8"	31/32"	21/32"	1-25/32"	3-7/32"	0.39 lbs
DWMT73936B	5/8"	31/32"	31/32"	23/32"	1-25/32"	3-7/32"	0.43 lbs
DWMT73937B	11/16"	1-3/32"	31/32"	23/32"	1-25/32"	3-7/32"	0.41 lbs
DWMT73938B	3/4"	1-3/16"	31/32"	1-1/32"	1-25/32"	3-7/32"	0.49 lbs
DWMT17232B	13/16"	1-1/4"	1-3/16"	1-1/32"	1-25/32"	3-7/32"	0.53 lbs
DWMT73940B	7/8"	1-1/32"	31/32"	23/32"	1-25/32"	3-7/32"	0.66 lbs
DWMT73941B	15/16"	1-11/32"	1-3/16"	1-1/32"	1-25/32"	3-7/32"	0.72 lbs
DWMT73942B	1"	1-13/32"	1-3/16"	1-1/32"	1-25/32"	3-7/32"	0.78 lbs
DWMT74656B	1-1/16"	1-1/2"	1-3/16"	1-1/32"	1-25/32"	3-7/32"	0.85 lbs
DWMT74659B	1-1/8"	1-9/16"	1-3/16"	1-1/32"	1-25/32"	3-7/32"	0.94 lbs
DWMT17228B	1-3/16"	1-21/32"	1-3/16"	1-1/32"	1-25/32"	3-7/32"	0.95 lbs
DWMT74658B	1-1/4"	1-23/32"	1-3/16"	1-1/32"	1-31/32"	3-7/32"	1.10 lbs
DWMT17230B	1-5/16"	1-13/16"	1-3/8"	1-11/32"	1-31/32"	3-17/32"	1.19 lbs
DWMT17229B	1-3/8"	1-7/8"	1-3/8"	1-11/32"	2-5/32"	3-17/32"	1.28 lbs
DWMT17231B	1-7/16"	1-31/32"	1-23/32"	1-11/32"	2-5/32"	3-17/32"	1.37 lbs
DWMT17227B	1-1/2"	2-1/32"	1-23/32"	1-11/32"	2-5/32"	3-17/32"	1.50 lbs
DWMT17212B	1-5/8"	2-3/16"	1-23/32"	1-1/4"	2-5/32"	3-17/32"	1.54 lbs
DWMT17211B	1-15/16"	2-11/16"	2-11/16"	2-3/8"	2-5/32"	3-21/32"	2.98 lbs

ASME B107.110

1/2" DRIVE DEEP METRIC IMPACT SOCKETS - 6 POINT

- Heat treated CR-440 steel
- DirectTorque™ Technology
- Laser etched markings
- Black oxide coating
- O-ring and retaining pin compatible



BULK PRODUCT #	SIZE	NUT END OUTSIDE DIA (B)	DRIVE END OUTSIDE DIA (C)	NUT DEPTH (D)	BOLT CLEARANCE DEPTH (E)	OVERALL LENGTH (L)	WEIGHT
DWMT17226B	9 mm	5/8"	31/32"	19/32"	1-25/32"	3-7/32"	0.35 lbs
DWMT73943B	10 mm	21/32"	31/32"	19/32"	1-25/32"	3-7/32"	0.37 lbs
DWMT73944B	11 mm	23/32"	31/32"	19/32"	1-25/32"	3-7/32"	0.38 lbs
DWMT73945B	12 mm	3/4"	31/32"	19/32"	1-25/32"	3-7/32"	0.38 lbs
DWMT17213B	13 mm	25/32"	31/32"	19/32"	1-25/32"	3-7/32"	0.38 lbs
DWMT73947B	14 mm	27/32"	31/32"	23/32"	1-25/32"	3-7/32"	0.38 lbs
DWMT75126B	15 mm	29/32"	31/32"	23/32"	1-25/32"	3-7/32"	0.40 lbs
DWMT73948B	16 mm	31/32"	31/32"	23/32"	1-25/32"	3-7/32"	0.42 lbs
DWMT73949B	17 mm	1-1/32"	31/32"	3/4"	1-25/32"	3-7/32"	0.42 lbs
DWMT17214B	18 mm	1-1/16"	31/32"	3/4"	1-25/32"	3-7/32"	0.46 lbs
DWMT73950B	19 mm	1-3/16"	31/32"	3/4"	1-25/32"	3-7/32"	0.47 lbs
DWMT75128B	20 mm	1-3/16"	31/32"	1-1/32"	1-25/32"	3-7/32"	0.53 lbs
DWMT73951B	21 mm	1-1/4"	1-3/16"	1-1/32"	1-25/32"	3-7/32"	0.49 lbs
DWMT73952B	22 mm	1-1/4"	1-3/16"	1-1/32"	1-25/32"	3-7/32"	0.64 lbs
DWMT17185B	23 mm	1-11/32"	1-3/16"	1-1/32"	1-25/32"	3-7/32"	0.74 lbs
DWMT17215B	24 mm	1-13/32"	1-3/16"	1-1/32"	1-25/32"	3-7/32"	0.67 lbs
DWMT17216B	25 mm	1-13/32"	1-3/16"	1-1/32"	1-25/32"	3-7/32"	0.78 lbs
DWMT17217B	26 mm	1-1/2"	1-3/16"	1-1/32"	1-25/32"	3-7/32"	0.86 lbs
DWMT17218B	27 mm	1-9/16"	1-3/16"	1-1/32"	1-31/32"	3-7/32"	0.82 lbs
DWMT17219B	28 mm	1-9/16"	1-3/16"	1-1/32"	1-31/32"	3-7/32"	0.95 lbs
DWMT17220B	29 mm	1-21/32"	1-3/16"	1-1/32"	1-31/32"	3-7/32"	0.95 lbs
DWMT17221B	30 mm	1-21/32"	1-3/16"	1-1/32"	1-31/32"	3-7/32"	0.93 lbs
DWMT17222B	32 mm	1-23/32"	1-3/16"	1-1/32"	1-31/32"	3-7/32"	1.04 lbs
DWMT17223B	33 mm	1-13/16"	1-3/8"	1-1/2"	2-5/32"	3-17/32"	1.26 lbs
DWMT17224B	34 mm	1-13/16"	1-3/8"	1-1/2"	2-5/32"	3-17/32"	1.21 lbs
DWMT17225B	35 mm	1-31/32"	1-3/8"	1-1/2"	2-5/32"	3-17/32"	1.48 lbs
DWMT751170SP	36 mm	1-31/32"	1-3/8"	1-1/2"	2-5/32"	3-17/32"	1.24 lbs

1/2" DRIVE IMPACT SOCKETS

1/2" DRIVE IMPACT HEX BIT SOCKETS

- Heat treated CR-440 steel
- Laser etched markings
- Black oxide coating
- O-ring and retaining pin compatible



BULK PRODUCT #	SIZE	BIT LENGTH	OVERALL LENGTH (L)	WEIGHT
DWMT17175B	5/16"	9/16"	3-1/16"	0.20 lbs
DWMT17174B	3/8"	19/32"	3-1/16"	0.23 lbs
DWMT17179B	7/16"	5/8"	3-1/16"	0.26 lbs
DWMT17166B	1/2"	5/8"	3-1/16"	0.29 lbs
DWMT17181B	9/16"	5/8"	3-1/16"	0.33 lbs
DWMT17176B	5/8"	21/32"	3-1/16"	0.38 lbs
DWMT17173B	3/4"	23/32"	3-1/16"	0.47 lbs

ASME B107.110

1/2" DRIVE METRIC IMPACT HEX BIT SOCKETS

- Heat treated CR-440 steel
- Laser etched markings
- Black oxide coating
- O-ring and retaining pin compatible



BULK PRODUCT #	SIZE	BIT LENGTH	OVERALL LENGTH (L)	WEIGHT
DWMT17177B	5 mm	15/32	3-1/16"	0.17 lbs
DWMT17178B	6 mm	1/2	3-1/16"	0.18 lbs
DWMT17180B	8 mm	9/16	3-1/16"	0.19 lbs
DWMT17167B	10 mm	19/32	3-1/16"	0.23 lbs
DWMT17169B	12 mm	5/8	3-1/16"	0.28 lbs
DWMT17170B	14 mm	5/8	3-1/16"	0.33 lbs
DWMT17171B	17 mm	21/32	3-1/16"	0.40 lbs
DWMT17172B	19 mm	23/32	3-1/16"	0.47 lbs

ASME B107.110

3/4" DRIVE IMPACT SOCKETS

3/4" DRIVE IMPACT SOCKETS - 6 POINT

- Heat treated CR-440 steel
- DirectTorque™ Technology
- Laser etched markings
- Black oxide coating
- O-ring and retaining pin compatible



BULK PRODUCT #	SIZE	NUT END OUTSIDE DIA (B)	DRIVE END OUTSIDE DIA (C)	NUT DEPTH (D)	BOLT CLEARANCE DEPTH (E)	OVERALL LENGTH (L)	WEIGHT
DWMT19019B	1/2"	7/8"	1-9/16"	5/8"	25/32"	1-31/32"	0.46 lbs
DWMT19037B	9/16"	1"	1-9/16"	5/8"	25/32"	1-31/32"	0.51 lbs
DWMT19036B	5/8"	1-3/32"	1-9/16"	5/8"	25/32"	1-31/32"	0.51 lbs
DWMT19021B	11/16"	1-5/32"	1-9/16"	5/8"	25/32"	1-31/32"	0.53 lbs
DWMT190170B	3/4"	1-3/16"	1-9/16"	5/8"	25/32"	1-31/32"	0.55 lbs
DWMT190159B	13/16"	1-1/4"	1-9/16"	23/32"	25/32"	2-1/16"	0.58 lbs
DWMT190178B	7/8"	1-11/32"	1-9/16"	23/32"	25/32"	2-1/16"	0.60 lbs
DWMT190163B	15/16"	1-13/32"	1-9/16"	23/32"	25/32"	2-1/16"	0.64 lbs
DWMT190154B	1"	1-9/16"	1-9/16"	23/32"	25/32"	2-1/16"	0.67 lbs
DWMT190155B	1-1/16"	1-9/16"	1-9/16"	23/32"	25/32"	2-1/16"	0.65 lbs
DWMT190158B	1-1/8"	1-21/32"	1-21/32"	3/4"	31/32"	2-1/16"	0.72 lbs
DWMT190160B	1-3/16"	1-23/32"	1-23/32"	3/4"	31/32"	2-1/16"	0.81 lbs
DWMT190157B	1-1/4"	1-13/16"	1-23/32"	23/32"	31/32"	2-1/16"	0.85 lbs
DWMT190162B	1-5/16"	1-27/32"	1-23/32"	7/8"	1-5/32"	2-7/32"	0.86 lbs
DWMT190161B	1-3/8"	1-31/32"	1-23/32"	7/8"	1-5/32"	2-7/32"	0.99 lbs
DWMT190164B	1-7/16"	2"	1-25/32"	7/8"	1-5/32"	2-7/32"	1.03 lbs
DWMT190156B	1-1/2"	2-3/32"	1-25/32"	15/16"	1-1/4"	2-7/32"	1.06 lbs
DWMT19018B	1-9/16"	2-7/32"	1-25/32"	31/32"	1-1/4"	2-7/16"	1.28 lbs
DWMT19016B	1-5/8"	2-9/32"	1-25/32"	31/32"	1-1/4"	2-7/16"	1.30 lbs
DWMT19011B	1-11/16"	2-1/2"	1-25/32"	1-1/16"	1-1/2"	2-7/16"	1.61 lbs
DWMT19015B	1-3/4"	2-17/32"	1-25/32"	1-1/16"	1-1/2"	2-7/16"	1.61 lbs
DWMT19012B	1-13/16"	2-19/32"	1-25/32"	1-3/32"	1-1/2"	2-11/16"	1.91 lbs
DWMT19017B	1-7/8"	2-11/16"	1-25/32"	1-5/32"	1-5/8"	2-11/16"	1.94 lbs
DWMT19013B	1-15/16"	2-3/4"	1-25/32"	1-5/16"	1-5/8"	2-3/4"	2.07 lbs
DWMT19024B	2"	2-25/32"	2-1/8"	1-5/16"	1-5/8"	2-27/32"	2.36 lbs

ASME B107.110

Bulk products are shipped in polybag packaging. Retail product is merchandisable.

1/2" DRIVE IMPACT SOCKETS

3/4" DRIVE METRIC IMPACT SOCKETS - 6 POINT

- Heat treated CR-440 steel
- DirectTorque™ Technology
- Laser etched markings
- Black oxide coating
- O-ring and retaining pin compatible



BULK PRODUCT #	SIZE	NUT END OUTSIDE DIA (B)	DRIVE END OUTSIDE DIA (C)	NUT DEPTH (D)	BOLT CLEARANCE DEPTH (E)	OVERALL LENGTH (L)	WEIGHT
DWMT19022B	17 mm	1-1/4"	1-23/32"	5/8"	25/32"	1-31/32"	0.51 lbs
DWMT19023B	19 mm	1-1/4"	1-23/32"	5/8"	25/32"	1-31/32"	0.51 lbs
DWMT17158B	20 mm	1-5/16"	1-23/32"	5/8"	25/32"	1-31/32"	0.51 lbs
DWMT19025B	21 mm	1-11/32"	1-23/32"	5/8"	25/32"	1-31/32"	0.53 lbs
DWMT75165B	22 mm	1-13/32"	1-23/32"	5/8"	25/32"	1-31/32"	0.55 lbs
DWMT19026B	23 mm	1-7/16"	1-23/32"	5/8"	25/32"	1-31/32"	0.55 lbs
DWMT75166B	24 mm	1-1/2"	1-23/32"	5/8"	7/8"	1-31/32"	0.54 lbs
DWMT75167B	25 mm	1-17/32"	1-23/32"	5/8"	7/8"	1-31/32"	0.59 lbs
DWMT75168B	26 mm	1-19/32"	1-23/32"	5/8"	7/8"	1-31/32"	0.66 lbs
DWMT75169B	27 mm	1-21/32"	1-23/32"	3/4"	31/32"	2-3/32"	0.63 lbs
DWMT19027B	28 mm	1-23/32"	1-23/32"	3/4"	31/32"	2-3/32"	0.73 lbs
DWMT19030B	29 mm	1-13/16"	1-23/32"	3/4"	31/32"	2-3/32"	0.71 lbs
DWMT75171B	30 mm	1-13/16"	1-23/32"	3/4"	31/32"	2-3/32"	0.81 lbs
DWMT19031B	31 mm	1-13/16"	1-23/32"	3/4"	1-3/32"	2-3/32"	0.82 lbs
DWMT75172B	32 mm	1-7/8"	1-23/32"	7/8"	1-3/32"	2-7/32"	0.81 lbs
DWMT75173B	33 mm	1-31/32"	1-23/32"	7/8"	1-3/16"	2-7/32"	0.91 lbs
DWMT19201B	34 mm	2"	1-23/32"	7/8"	1-3/16"	2-7/32"	0.96 lbs
DWMT75174B	35 mm	2-1/16"	1-23/32"	7/8"	1-3/16"	2-7/32"	1.01 lbs
DWMT75175B	36 mm	2-3/32"	1-23/32"	7/8"	1-1/4"	2-7/32"	1.04 lbs
DWMT75176B	38 mm	2-7/32"	1-23/32"	7/8"	1-11/32"	2-7/32"	1.10 lbs
DWMT19032B	40 mm	2-3/8"	1-23/32"	7/8"	1-11/32"	2-7/32"	1.25 lbs
DWMT75177B	41 mm	2-3/8"	1-23/32"	7/8"	1-1/2"	2-7/32"	1.36 lbs
DWMT19033B	42 mm	2-7/16"	1-23/32"	1-1/32"	1-1/2"	2-7/16"	1.50 lbs
DWMT19034B	46 mm	2-5/8"	1-23/32"	1-1/32"	1-11/16"	2-15/32"	1.80 lbs

ASME B107.110

3/4" DRIVE DEEP IMPACT SOCKETS - 6 POINT

- Heat treated CR-440 steel
- DirectTorque™ Technology
- Laser etched markings
- Black oxide coating
- O-ring and retaining pin compatible



BULK PRODUCT #	SIZE	NUT END OUTSIDE DIA (B)	DRIVE END OUTSIDE DIA (C)	NUT DEPTH (D)	BOLT CLEARANCE DEPTH (E)	OVERALL LENGTH (L)	WEIGHT
DWMT75145B	3/4"	1-3/16"	1-9/16"	13/16"	1-25/32"	3-11/32"	0.80 lbs
DWMT75134B	13/16"	1-1/4"	1-9/16"	1-1/32"	1-25/32"	3-11/32"	0.83 lbs
DWMT75153B	7/8"	1-11/32"	1-9/16"	1-1/32"	1-25/32"	3-11/32"	0.89 lbs
DWMT74138B	15/16"	1-13/32"	1-9/16"	1-1/32"	1-25/32"	3-11/32"	0.91 lbs
DWMT75129B	1"	1-9/16"	1-9/16"	1-13/32"	1-25/32"	3-11/32"	1.10 lbs
DWMT75130B	1-1/16"	1-9/16"	1-9/16"	1-13/32"	1-25/32"	3-11/32"	1.04 lbs
DWMT75133B	1-1/8"	1-21/32"	1-21/32"	1-13/32"	1-25/32"	3-11/32"	1.14 lbs
DWMT75135B	1-3/16"	1-23/32"	1-23/32"	1-13/32"	1-25/32"	3-11/32"	1.25 lbs
DWMT75132B	1-1/4"	1-13/16"	1-23/32"	1-13/32"	1-25/32"	3-11/32"	1.18 lbs
DWMT75137B	1-5/16"	1-27/32"	1-23/32"	1-13/32"	1-25/32"	3-11/32"	1.34 lbs
DWMT75136B	1-3/8"	1-31/32"	1-23/32"	1-9/16"	1-31/32"	3-11/32"	1.51 lbs
DWMT75139B	1-7/16"	2"	1-25/32"	1-9/16"	1-31/32"	3-11/32"	1.48 lbs
DWMT75131B	1-1/2"	2-3/32"	1-25/32"	1-9/16"	1-31/32"	3-11/32"	1.54 lbs
DWMT19044B	1-9/16"	2-7/32"	1-25/32"	1-9/16"	1-31/32"	3-11/32"	1.69 lbs
DWMT19042B	1-5/8"	2-9/32"	1-25/32"	1-25/32"	1-31/32"	3-11/32"	1.73 lbs
DWMT19038B	1-11/16"	2-1/2"	1-25/32"	1-25/32"	1-31/32"	3-11/32"	2.16 lbs
DWMT19041B	1-3/4"	2-17/32"	1-25/32"	1-25/32"	1-31/32"	3-11/32"	2.26 lbs
DWMT19039B	1-13/16"	2-19/32"	1-25/32"	1-25/32"	1-31/32"	3-11/32"	2.38 lbs
DWMT19043B	1-7/8"	2-11/16"	1-25/32"	1-25/32"	1-31/32"	3-11/32"	2.40 lbs
DWMT19040B	1-15/16"	2-3/4"	1-25/32"	1-25/32"	1-31/32"	3-11/32"	2.59 lbs
DWMT19047B	2"	2-25/32"	2-1/8"	1-25/32"	1-31/32"	3-11/32"	2.74 lbs

ASME B107.110

3/4" DRIVE IMPACT SOCKETS

3/4" DRIVE DEEP METRIC IMPACT SOCKETS - 6 POINT

- Heat treated CR-440 steel
- DirectTorque™ Technology
- Laser etched markings
- Black oxide coating
- O-ring and retaining pin compatible



BULK PRODUCT #	SIZE	NUT END OUTSIDE DIA (B)	DRIVE END OUTSIDE DIA (C)	NUT DEPTH (D)	BOLT CLEARANCE DEPTH (E)	OVERALL LENGTH (L)	WEIGHT
DWMT19045B	17 mm	1-1/8"	1-9/16"	5/8"	15/16"	3-11/32"	0.51 lbs
DWMT19046B	19 mm	1-1/4"	1-23/32"	5/8"	1-25/32"	3-11/32"	0.51 lbs
DWMT751400SP	22 mm	1-3/8"	1-9/16"	1/2"	1-25/32"	3-11/32"	1.03 lbs
DWMT75141B	24 mm	1-1/2"	1-23/32"	5/8"	1-25/32"	3-11/32"	0.55 lbs
DWMT751420SP	25 mm	1-5/8"	1-5/8"	9/16"	1-25/32"	3-11/32"	1.19 lbs
DWMT751430SP	26 mm	1-5/8"	1-5/8"	19/32"	1-25/32"	3-11/32"	1.13 lbs
DWMT751440SP	27 mm	1-5/8"	1-5/8"	5/8"	1-25/32"	3-11/32"	1.10 lbs
DWMT75146B	30 mm	1-13/16"	1-23/32"	3/4"	1-25/32"	3-11/32"	0.82 lbs
DWMT75147B	32 mm	1-7/8"	1-23/32"	7/8"	1-25/32"	3-11/32"	0.79 lbs
DWMT75148B	33 mm	1-31/32"	1-23/32"	7/8"	1-31/32"	3-11/32"	0.90 lbs
DWMT751490SP	35 mm	2-1/32"	1-23/32"	7/8"	1-31/32"	3-11/32"	1.62 lbs
DWMT75150B	36 mm	2-3/32"	1-23/32"	7/8"	1-31/32"	3-11/32"	1.04 lbs
DWMT751510SP	38 mm	2-7/32"	1-23/32"	7/8"	1-31/32"	3-11/32"	1.82 lbs
DWMT75152B	41 mm	2-3/8"	1-23/32"	7/8"	1-31/32"	3-11/32"	1.37 lbs
DWMT19048B	46 mm	2-5/8"	1-23/32"	1-1/32"	1-31/32"	3-3/4"	1.79 lbs

ASME B107.110

IMPACT ACCESSORIES

IMPACT EXTENSIONS



BULK PRODUCT #	RETAIL PRODUCT #	DRIVE SIZE	OVERALL LENGTH (L)	WEIGHT
DWMT17162B	--	3/8"	3"	0.18 lbs
DWMT17163B	--	3/8"	5"	0.28 lbs
DWMT17164B	--	3/8"	6-15/16"	0.38 lbs
DWMT19200B	--	1/2"	1-31/32"	0.22 lbs
DWMT75367B	DWMT753670SP	1/2"	3"	0.26 lbs
DWMT75368B	DWMT753680SP	1/2"	5"	0.32 lbs
DWMT75369B	DWMT753690SP	1/2"	9-27/32"	0.50 lbs
DWMT75365B	DWMT753650SP	3/4"	4"	0.97 lbs
DWMT75373B	DWMT753730SP	3/4"	6-15/16"	2.01 lbs
DWMT17161B	--	3/4"	9-27/32"	2.64 lbs

ASME B107.110

IMPACT UNIVERSAL JOINTS



BULK PRODUCT #	RETAIL PRODUCT #	DRIVE SIZE	OVERALL LENGTH (L)	WEIGHT
DWMT17165B	--	3/8"	2"	0.22 lbs
DWMT75366B	DWMT753660SP	1/2"	2-7/16"	0.44 lbs
DWMT75374B	DWMT753740SP	3/4"	3-1/2"	1.43 lbs

ASME B107.110

IMPACT UNIVERSAL JOINTS



BULK PRODUCT #	RETAIL PRODUCT #	INPUT DRIVE SIZE	OUTPUT DRIVE SIZE	OVERALL LENGTH (L)	WEIGHT
DWMT75371B	DWMT753710SP	1/2"	3/8"	1-1/2"	0.14 lbs
DWMT75372B	DWMT753720SP	1/2"	3/4"	1-7/8"	0.31 lbs
DWMT75295B	DWMT752950SP	3/4"	1/2"	2-1/8"	0.29 lbs

ASME B107.110

RETAINING PINS



BULK PRODUCT #	DRIVE SIZE	SIZE
DWMT17154B	3/8"	6-15 mm (1/4" - 9/16")
DWMT17152B	3/8"	16-24 mm (5/8" - 1")
DWMT17146B	1/2"	8-20 mm (5/16" - 13/16")
DWMT17140B	1/2"	21-32 mm (7/8" - 1-1/4")
DWMT17142B	1/2"	33-36 mm (1-5/16" - 1 3/8")
DWMT17144B	1/2"	37-50mm (1-7/16" - 1-15/16")
DWMT17139B	1/2"	51-57 mm (2" - 2-1/4")
DWMT17148B	3/4"	17-27 mm (1/2" - 1-1/16")
DWMT17150B	3/4"	28-46 mm 1-1/8" - 1-15/16"

Bulk products are shipped in polybag packaging. Retail product is merchandisable.

O-RINGS

BULK PRODUCT #	DRIVE SIZE	SIZE
DWMT17156B	3/8"	6-15 mm (1/4" - 9/16")
DWMT17153B	3/8"	16-24 mm (5/8" - 1")
DWMT17147B	1/2"	8-20 mm (5/16" - 13/16")
DWMT17141B	1/2"	21-32 mm (7/8" - 1-1/4")
DWMT17143B	1/2"	33-36 mm (1 5/16" - 1-3/8")
DWMT17145B	1/2"	37-50mm (1 7/16" - 1-15/16")
DWMT17149B	3/4"	17-27 mm (1/2" - 1-1/16")
DWMT17151B	3/4"	28-46 mm (1-1/8" - 1-15/16")



TORQUE WRENCHES

MICRO ADJUST TORQUE WRENCHES

- 72 tooth gear with 5 degree arc swing
- Accurate in clock-wise direction +/- 4%.
- Accurate in counter clock-wise direction +/- 6%
- Meets ASME B107.14M 2004 and ISO standards



PRODUCT #	DRIVE SIZE	TORQUE RANGE (FT-LBS)	TORQUE RANGE (Nm)	INCREMENTS (FT-LBS)	INCREMENTS (Nm)	HEAD WIDTH	HEAD DEPTH	OVERALL LENGTH	WEIGHT
DWMT75463	3/8"	20-100	27.11-135.58	1	1.35	1-9/16"	7/8"	17-5/16"	2.16 lbs
DWMT75462	1/2"	50-250	67.79 - 338.95	1	1.35	1-13/16"	1"	27-1/2"	4.03 lbs

REVERSIBLE RATCHETING WRENCH SETS

12 PIECE FULL POLISH RATCHETING WRENCH SET

- 72 teeth providing 5 degree arc swing
- Stamped hashmark pattern on wrench handle helps provide added grip points
- Sizes stamped twice on both sides of wrench handle for easy size identification
- 15 degree offset open end allows an increased range of arc swing in tight spaces
- DirectTorque™ Technology helps prevent rounding of fasteners
- Stamped markings provide permanent visibility and helps prevent wear over time
- Heavy-duty canvas tool roll

DWMT19232



CONTENTS	DESCRIPTION
DWMT72288	Ratcheting Combination Wrench 1/4"
DWMT72289	Ratcheting Combination Wrench 5/16"
DWMT19199	Ratcheting Combination Wrench 11/32"
DWMT72291	Ratcheting Combination Wrench 3/8"
DWMT72292	Ratcheting Combination Wrench 7/16"
DWMT72293	Ratcheting Combination Wrench 1/2"

CONTENTS	DESCRIPTION
DWMT72294	Ratcheting Combination Wrench 9/16"
DWMT72295	Ratcheting Combination Wrench 5/8"
DWMT72296	Ratcheting Combination Wrench 11/16"
DWMT72297	Ratcheting Combination Wrench 3/4"
DWMT75235	Ratcheting Combination Wrench 13/16"
DWMT75255	Ratcheting Combination Wrench 7/8"

12 PIECE FULL POLISH METRIC RATCHETING WRENCH SET

- 72 teeth providing 5 degree arc swing
- Stamped hashmark pattern on wrench handle helps provide added grip points
- Sizes stamped twice on both sides of wrench handle for easy size identification
- 15 degree offset open end allows an increased range of arc swing in tight spaces
- DirectTorque™ Technology helps prevent rounding of fasteners
- Stamped markings provide permanent visibility and helps prevent wear over time
- Heavy-duty canvas tool roll

DWMT19230



CONTENTS	DESCRIPTION
DWMT75256	Ratcheting Combination Wrench 8 mm
DWMT75257	Ratcheting Combination Wrench 9 mm
DWMT72298	Ratcheting Combination Wrench 10 mm
DWMT72299	Ratcheting Combination Wrench 11 mm
DWMT72300	Ratcheting Combination Wrench 12 mm
DWMT72301	Ratcheting Combination Wrench 13 mm

CONTENTS	DESCRIPTION
DWMT72302	Ratcheting Combination Wrench 14 mm
DWMT72303	Ratcheting Combination Wrench 15 mm
DWMT72304	Ratcheting Combination Wrench 16 mm
DWMT72305	Ratcheting Combination Wrench 17 mm
DWMT72306	Ratcheting Combination Wrench 18 mm
DWMT72307	Ratcheting Combination Wrench 19 mm

REVERSIBLE RATCHETING WRENCH SETS

8 PIECE FULL POLISH RATCHETING COMBINATION WRENCH SET

- Interlocking stackable case with removable inner tray

CONTENTS	DESCRIPTION
DWMT72289	Ratcheting Combination Wrench 5/16"
DWMT72291	Ratcheting Combination Wrench 3/8"
DWMT72292	Ratcheting Combination Wrench 7/16"
DWMT72293	Ratcheting Combination Wrench 1/2"

CONTENTS	DESCRIPTION
DWMT72294	Ratcheting Combination Wrench 9/16"
DWMT72295	Ratcheting Combination Wrench 5/8"
DWMT72296	Ratcheting Combination Wrench 11/16"
DWMT72297	Ratcheting Combination Wrench 3/4"

DWMT74733



8 PIECE FULL POLISH METRIC RATCHETING COMBINATION WRENCH SET

- Interlocking stackable case with removable inner tray

CONTENTS	DESCRIPTION
DWMT72298	Ratcheting Combination Wrench 10 mm
DWMT72299	Ratcheting Combination Wrench 11 mm
DWMT72300	Ratcheting Combination Wrench 12 mm
DWMT72301	Ratcheting Combination Wrench 13 mm

CONTENTS	DESCRIPTION
DWMT72302	Ratcheting Combination Wrench 14 mm
DWMT72303	Ratcheting Combination Wrench 15 mm
DWMT72304	Ratcheting Combination Wrench 16 mm
DWMT72306	Ratcheting Combination Wrench 18 mm

DWMT74734



FLEX HEAD RATCHETING WRENCH SETS

12 PIECE FULL POLISH FLEX HEAD RATCHETING WRENCH SET

- Flexible Head for increased access in hard to reach areas
- 72 teeth providing 5 degree arc swing
- Stamped hashmark pattern on wrench handle helps provide added grip points
- Sizes stamped twice on both sides of wrench handle for easy size identification
- 15 degree offset open end allows an increased range of arc swing in tight spaces
- DirectTorque™ Technology helps prevent rounding of fasteners
- Stamped markings provide permanent visibility and helps prevent wear over time

CONTENTS	DESCRIPTION
DWMT75635	Flex Head Ratcheting Combination Wrench 5/16"
DWMT75210	Flex Head Ratcheting Combination Wrench 3/8"
DWMT75212	Flex Head Ratcheting Combination Wrench 7/16"
DWMT75200	Flex Head Ratcheting Combination Wrench 1/2"
DWMT75213	Flex Head Ratcheting Combination Wrench 9/16"
DWMT75211	Flex Head Ratcheting Combination Wrench 5/8"

CONTENTS	DESCRIPTION
DWMT75202	Flex Head Ratcheting Combination Wrench 11/16"
DWMT75209	Flex Head Ratcheting Combination Wrench 3/4"
DWMT19584	Flex Head Ratcheting Combination Wrench 13/16"
DWMT19586	Flex Head Ratcheting Combination Wrench 7/8"
DWMT19585	Flex Head Ratcheting Combination Wrench 15/16"
DWMT19582	Flex Head Ratcheting Combination Wrench 1"

DWMT19231



12 PIECE FULL POLISH METRIC FLEX HEAD RATCHETING WRENCH SET

- Flexible Head for increased access in hard to reach areas
- 72 teeth providing 5 degree arc swing
- Stamped hashmark pattern on wrench handle helps provide added grip points
- Sizes stamped twice on both sides of wrench handle for easy size identification
- 15 degree offset open end allows an increased range of arc swing in tight spaces
- DirectTorque™ Technology helps prevent rounding of fasteners
- Stamped markings provide permanent visibility and helps prevent wear over time

CONTENTS	DESCRIPTION
DWMT75640	Flex Head Ratcheting Combination Wrench 8 mm
DWMT75641	Flex Head Ratcheting Combination Wrench 9 mm
DWMT75201	Flex Head Ratcheting Combination Wrench 10 mm
DWMT75642	Flex Head Ratcheting Combination Wrench 11 mm
DWMT75203	Flex Head Ratcheting Combination Wrench 12 mm
DWMT75204	Flex Head Ratcheting Combination Wrench 13 mm

CONTENTS	DESCRIPTION
DWMT75205	Flex Head Ratcheting Combination Wrench 14 mm
DWMT75206	Flex Head Ratcheting Combination Wrench 15 mm
DWMT75643	Flex Head Ratcheting Combination Wrench 16 mm
DWMT75207	Flex Head Ratcheting Combination Wrench 17 mm
DWMT75644	Flex Head Ratcheting Combination Wrench 18 mm
DWMT75208	Flex Head Ratcheting Combination Wrench 19 mm

DWMT19229



STUBBY RATCHETING WRENCH SETS

7 PIECE FULL POLISH STUBBY RATCHETING WRENCH SET

- 72 teeth providing 5 degree arc swing
- Short Panel design gives more access to tighter spaces
- Stamped hashmark pattern on wrench handle helps provide added grip points
- Sizes stamped twice on both sides of wrench handle for easy size identification
- 15 degree offset open end allows an increased range of arc swing in tight spaces
- DirectTorque™ Technology helps prevent rounding of fasteners
- Stamped markings provide permanent visibility and helps prevent wear over time

DWMT19262



CONTENTS	DESCRIPTION
DWMT75962	Stubby Ratcheting Combination Wrench 3/8"
DWMT75963	Stubby Ratcheting Combination Wrench 7/16"
DWMT75964	Stubby Ratcheting Combination Wrench 1/2"
DWMT75965	Stubby Ratcheting Combination Wrench 9/16"

CONTENTS	DESCRIPTION
DWMT75966	Stubby Ratcheting Combination Wrench 5/8"
DWMT75967	Stubby Ratcheting Combination Wrench 11/16"
DWMT75968	Stubby Ratcheting Combination Wrench 3/4"

7 PIECE FULL POLISH METRIC STUBBY RATCHETING WRENCH SET

- 72 teeth providing 5 degree arc swing
- Short Panel design gives more access to tighter spaces
- Stamped hashmark pattern on wrench handle helps provide added grip points
- Sizes stamped twice on both sides of wrench handle for easy size identification
- 15 degree offset open end allows an increased range of arc swing in tight spaces
- DirectTorque™ Technology helps prevent rounding of fasteners
- Stamped markings provide permanent visibility and helps prevent wear over time

DWMT19261



CONTENTS	DESCRIPTION
DWMT75731	Stubby Ratcheting Combination Wrench 10 mm
DWMT75733	Stubby Ratcheting Combination Wrench 12 mm
DWMT75734	Stubby Ratcheting Combination Wrench 13 mm
DWMT75735	Stubby Ratcheting Combination Wrench 14 mm

CONTENTS	DESCRIPTION
DWMT75736	Stubby Ratcheting Combination Wrench 15 mm
DWMT75738	Stubby Ratcheting Combination Wrench 17 mm
DWMT75741	Stubby Ratcheting Combination Wrench 19 mm

COMBINATION WRENCH SETS

18 PIECE FULL POLISH METRIC COMBINATION WRENCH SET

- 72 teeth providing 5 degree arc swing
- Stamped hashmark pattern on wrench handle helps provide added grip points
- Sizes stamped twice on both sides of wrench handle for easy size identification
- 15 degree offset open end allows an increased range of arc swing in tight spaces
- DirectTorque™ Technology helps prevent rounding of fasteners
- Stamped markings provide permanent visibility and helps prevent wear over time
- Interlocking stackable case with removable inner tray

DWMT19237



CONTENTS	DESCRIPTION
DWMT75708	Combination Wrench 6 mm
DWMT75197	Combination Wrench 7 mm
DWMT75198	Combination Wrench 8 mm
DWMT75199	Combination Wrench 9 mm
DWMT72211	Combination Wrench 10 mm
DWMT72212	Combination Wrench 11 mm

CONTENTS	DESCRIPTION
DWMT72213	Combination Wrench 12 mm
DWMT72214	Combination Wrench 13 mm
DWMT72215	Combination Wrench 14 mm
DWMT72216	Combination Wrench 15 mm
DWMT72217	Combination Wrench 16 mm
DWMT72218	Combination Wrench 17 mm

CONTENTS	DESCRIPTION
DWMT72219	Combination Wrench 18 mm
DWMT72220	Combination Wrench 19 mm
DWMT75192	Combination Wrench 20 mm
DWMT75193	Combination Wrench 21 mm
DWMT75194	Combination Wrench 22 mm
DWMT79119	Combination Wrench 24 mm

17 PIECE FULL POLISH COMBINATION WRENCH SET

- 72 teeth providing 5 degree arc swing
- Stamped hashmark pattern on wrench handle helps provide added grip points
- Sizes stamped twice on both sides of wrench handle for easy size identification
- 15 degree offset open end allows an increased range of arc swing in tight spaces
- DirectTorque™ Technology helps prevent rounding of fasteners
- Stamped markings provide permanent visibility and helps prevent wear over time
- Interlocking stackable case with removable inner tray

DWMT19234



CONTENTS	DESCRIPTION
DWMT72189	Combination Wrench 1/4"
DWMT72191	Combination Wrench 5/16"
DWMT72192	Combination Wrench 11/32"
DWMT72193	Combination Wrench 3/8"
DWMT72194	Combination Wrench 7/16"
DWMT72195	Combination Wrench 1/2"

CONTENTS	DESCRIPTION
DWMT72196	Combination Wrench 9/16"
DWMT72197	Combination Wrench 5/8"
DWMT72198	Combination Wrench 11/16"
DWMT72199	Combination Wrench 3/4"
DWMT72200	Combination Wrench 13/16"
DWMT72201	Combination Wrench 7/8"

CONTENTS	DESCRIPTION
DWMT72202	Combination Wrench 15/16"
DWMT75184	Combination Wrench 1"
DWMT75187	Combination Wrench 1-1/4"
DWMT75188	Combination Wrench 1-1/8"
DWMT75185	Combination Wrench 1-1/16"

COMBINATION WRENCH SETS

10 PIECE FULL POLISH METRIC COMBINATION WRENCH SET

- 15 degree offset box end for knuckle clearance
- Long panel design gives more torque during use
- Stamped hashmark pattern on wrench handle helps provide added grip points
- Sizes stamped twice on both sides of wrench handle for easy size identification
- 15 degree offset open end allows an increased range of arc swing in tight spaces
- DirectTorque™ Technology helps prevent rounding of fasteners
- Stamped markings provide permanent visibility and helps prevent wear over time
- Heavy-duty canvas tool roll

DWMT19227

CONTENTS	DESCRIPTION
DWMT72211	Combination Wrench 10 mm
DWMT72212	Combination Wrench 11 mm
DWMT72213	Combination Wrench 12 mm
DWMT72214	Combination Wrench 13 mm
DWMT72215	Combination Wrench 14 mm

CONTENTS	DESCRIPTION
DWMT72216	Combination Wrench 15 mm
DWMT72217	Combination Wrench 16 mm
DWMT72218	Combination Wrench 17 mm
DWMT72219	Combination Wrench 18 mm
DWMT72220	Combination Wrench 19 mm



9 PIECE FULL POLISH COMBINATION WRENCH SET

- 15 degree offset box end for knuckle clearance
- Long panel design gives more torque during use
- Stamped hashmark pattern on wrench handle helps provide added grip points
- Sizes stamped twice on both sides of wrench handle for easy size identification
- 15 degree offset open end allows an increased range of arc swing in tight spaces
- DirectTorque™ Technology helps prevent rounding of fasteners
- Stamped markings provide permanent visibility and helps prevent wear over time
- Heavy-duty canvas tool roll

DWMT19265

CONTENTS	DESCRIPTION
DWMT72189	Combination Wrench 1/4"
DWMT72191	Combination Wrench 5/16"
DWMT72193	Combination Wrench 3/8"
DWMT72194	Combination Wrench 7/16"
DWMT72195	Combination Wrench 1/2"

CONTENTS	DESCRIPTION
DWMT72196	Combination Wrench 9/16"
DWMT72197	Combination Wrench 5/8"
DWMT72198	Combination Wrench 11/16"
DWMT72199	Combination Wrench 3/4"



8 PIECE FULL POLISH COMBINATION WRENCH SET

- 15 degree offset box end for knuckle clearance
- Long panel design gives more torque during use
- Stamped hashmark pattern on wrench handle helps provide added grip points
- Sizes stamped twice on both sides of wrench handle for easy size identification
- 15 degree offset open end allows an increased range of arc swing in tight spaces
- DirectTorque™ Technology helps prevent rounding of fasteners
- Stamped markings provide permanent visibility and helps prevent wear over time
- Interlocking stackable case with removable inner tray

DWMT73809

CONTENTS	DESCRIPTION
DWMT72189	Combination Wrench 1/4"
DWMT72191	Combination Wrench 5/16"
DWMT72193	Combination Wrench 3/8"
DWMT72194	Combination Wrench 7/16"

CONTENTS	DESCRIPTION
DWMT72195	Combination Wrench 1/2"
DWMT72196	Combination Wrench 9/16"
DWMT72197	Combination Wrench 5/8"
DWMT72198	Combination Wrench 11/16"



8 PIECE FULL POLISH METRIC COMBINATION WRENCH SET

- 15 degree offset box end for knuckle clearance
- Long panel design gives more torque during use
- Stamped hashmark pattern on wrench handle helps provide added grip points
- Sizes stamped twice on both sides of wrench handle for easy size identification
- 15 degree offset open end allows an increased range of arc swing in tight spaces
- DirectTorque™ Technology helps prevent rounding of fasteners
- Stamped markings provide permanent visibility and helps prevent wear over time
- Interlocking stackable case with removable inner tray

DWMT73810

CONTENTS	DESCRIPTION
DWMT72211	Combination Wrench 10 mm
DWMT72212	Combination Wrench 11 mm
DWMT72213	Combination Wrench 12 mm
DWMT72214	Combination Wrench 13 mm

CONTENTS	DESCRIPTION
DWMT72215	Combination Wrench 14 mm
DWMT72216	Combination Wrench 15 mm
DWMT72217	Combination Wrench 16 mm
DWMT72218	Combination Wrench 17 mm



FLARE NUT WRENCH SETS

5 PIECE FULL POLISH FLARE NUT WRENCH SET

- Chamfered edge to wrench head for easy engagement to fastener
- Stamped hashmark pattern on wrench handle helps provide added grip points
- Sizes stamped twice on both sides of wrench handle for easy size identification
- 15 degree offset open end allows an increased range of arc swing in tight spaces
- Stamped markings provide permanent visibility and helps prevent wear over time
- Injection molded rack

DWMT19254



CONTENTS	DESCRIPTION
DWMT75951	Flare Nut Wrench 1/4" X 5/16"
DWMT75218	Flare Nut Wrench 3/8" X 7/16"
DWMT75214	Flare Nut Wrench 1/2" X 9/16"

CONTENTS	DESCRIPTION
DWMT75219	Flare Nut Wrench 5/8" X 11/16"
DWMT75952	Flare Nut Wrench 3/4" X 7/8"

5 PIECE FULL POLISH METRIC FLARE NUT WRENCH SET

- Chamfered edge to wrench head for easy engagement to fastener
- Stamped hashmark pattern on wrench handle helps provide added grip points
- Sizes stamped twice on both sides of wrench handle for easy size identification
- 15 degree offset open end allows an increased range of arc swing in tight spaces
- Stamped markings provide permanent visibility and helps prevent wear over time
- Injection molded rack

DWMT19256



CONTENTS	DESCRIPTION
DWMT74614	Flare Nut Wrench 9 X 11 mm
DWMT75215	Flare Nut Wrench 10 X 12 mm
DWMT75216	Flare Nut Wrench 13 X 14 mm

CONTENTS	DESCRIPTION
DWMT75217	Flare Nut Wrench 15 X 17 mm
DWMT75499	Flare Nut Wrench 16 X 18 mm

5 PIECE FULL POLISH METRIC FLARE NUT WRENCH SET

- Chamfered edge to wrench head for easy engagement to fastener
- Stamped hashmark pattern on wrench handle helps provide added grip points
- Sizes stamped twice on both sides of wrench handle for easy size identification
- 15 degree offset open end allows an increased range of arc swing in tight spaces
- Stamped markings provide permanent visibility and helps prevent wear over time
- Injection molded rack

DWMT19253



CONTENTS	DESCRIPTION
DWMT75953	Flare Nut Wrench 7 X 9 mm
DWMT75498	Flare Nut Wrench 8 X 10 mm
DWMT75954	Flare Nut Wrench 11 X 13 mm

CONTENTS	DESCRIPTION
DWMT75955	Flare Nut Wrench 12 X 14 mm
DWMT75956	Flare Nut Wrench 17 X 19 mm

DOUBLE BOX END WRENCH SETS

5 PIECE FULL POLISH 60 DEGREE OFFSET DOUBLE BOX WRENCH SET

- Offset box end increases access to hard to reach fasteners
- Two sizes per wrench gives more options with less to carry
- Stamped hashmark pattern on wrench handle helps provide added grip points
- Sizes stamped twice on both sides of wrench handle for easy size identification
- DirectTorque™ Technology helps prevent rounding of fasteners
- Stamped markings provide permanent visibility and helps prevent wear over time
- Heavy-duty canvas tool roll

DWMT19255



CONTENTS	DESCRIPTION
DWMT19581	Offset Double Box Wrench 3/8" - 7/16"
DWMT19577	Offset Double Box Wrench 1/2" - 9/16"
DWMT19578	Offset Double Box Wrench 11/16" - 3/4"

CONTENTS	DESCRIPTION
DWMT19579	Offset Double Box Wrench 13/16" - 7/8"
DWMT19580	Offset Double Box Wrench 15/16" - 1"

9 PIECE FULL POLISH METRIC 60 DEGREE OFFSET DOUBLE BOX WRENCH SET

- Offset box end increases access to hard to reach fasteners
- Two sizes per wrench gives more options with less to carry
- Stamped hashmark pattern on wrench handle helps provide added grip points
- Sizes stamped twice on both sides of wrench handle for easy size identification
- DirectTorque™ Technology helps prevent rounding of fasteners
- Stamped markings provide permanent visibility and helps prevent wear over time
- Heavy-duty canvas tool roll

DWMT19263



CONTENTS	DESCRIPTION
DWMT75742	Offset Double Box Wrench 6 X 7 mm
DWMT75743	Offset Double Box Wrench 8 X 9 mm
DWMT75744	Offset Double Box Wrench 10 X 11 mm
DWMT75745	Offset Double Box Wrench 12 X 13 mm
DWMT75746	Offset Double Box Wrench 14 X 15 mm

CONTENTS	DESCRIPTION
DWMT75747	Offset Double Box Wrench 16 X 17 mm
DWMT75801	Offset Double Box Wrench 18 X 19 mm
DWMT75748	Offset Double Box Wrench 20 X 22 mm
DWMT75749	Offset Double Box Wrench 21 X 23 mm

FLEX HEAD RATCHETING WRENCHES

FLEX HEAD RATCHETING COMBINATION WRENCHES

- Flexible Head for increased access to hard to reach fasteners
- 72 teeth providing 5 degree arc swing
- Stamped hashmark pattern on wrench handle helps provide added grip points
- Sizes stamped twice on both sides of wrench handle for easy size identification
- 15 degree offset open end allows an increased range of arc swing in tight spaces
- DirectTorque™ Technology helps prevent rounding of fasteners
- Stamped markings provide permanent visibility and helps prevent wear over time



BULK PRODUCT #	RETAIL PRODUCT #	SIZE	OUTSIDE HEAD WIDTH (B)	HEAD THICKNESS (C)	OUTSIDE HEAD WIDTH (D)	HEAD THICKNESS (E)	OVERALL LENGTH (L)	WEIGHT
DWMT75635B	--	5/16"	21/32"	9/32"	11/16"	5/32"	5"	0.09 lbs
DWMT19583B	--	11/32"	3/4"	9/32"	25/32"	3/16"	5-3/16"	0.10 lbs
DWMT75210B	DWMT752100SP	3/8"	25/32"	5/16"	7/8"	3/16"	5-11/32"	0.13 lbs
DWMT75212B	DWMT752120SP	7/16"	13/16"	5/16"	15/16"	7/32"	5-9/16"	0.15 lbs
DWMT75200B	DWMT752000SP	1/2"	31/32"	11/32"	1-1/16"	7/32"	6-1/16"	0.22 lbs
DWMT75213B	DWMT752130SP	9/16"	1-1/16"	3/8"	1-7/32"	1/4"	6-9/32"	0.26 lbs
DWMT75211B	DWMT752110SP	5/8"	1-3/16"	13/32"	1-5/16"	1/4"	7-1/32"	0.34 lbs
DWMT75202B	DWMT752020SP	11/16"	1-1/4"	13/32"	1-7/16"	9/32"	7-15/32"	0.42 lbs
DWMT75209B	DWMT752090SP	3/4"	1-11/32"	7/16"	1-19/32"	5/16"	8-15/32"	0.54 lbs
DWMT19584B	--	13/16"	1-9/16"	1/2"	1-13/16"	11/32"	9-27/32"	0.83 lbs
DWMT19586B	--	7/8"	1-9/16"	1/2"	1-13/16"	11/32"	9-27/32"	0.79 lbs
DWMT19585B	--	15/16"	1-25/32"	9/16"	2-1/16"	13/32"	11-13/32"	1.20 lbs
DWMT19582B	--	1"	1-25/32"	9/16"	2-1/16"	13/32"	11-13/32"	1.16 lbs

ASME B107.100

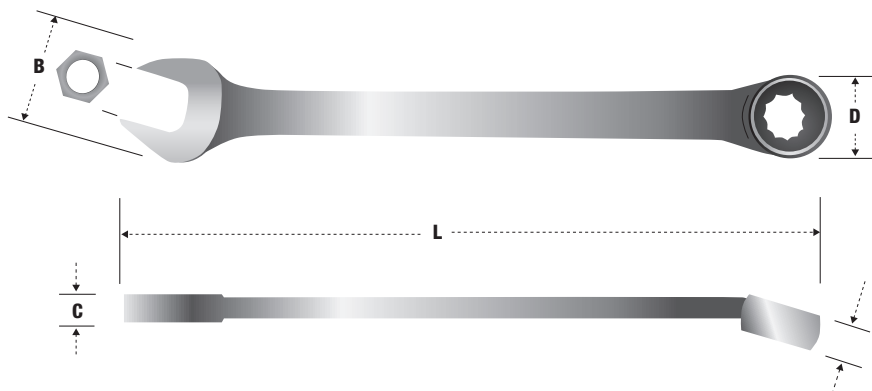
FLEX HEAD METRIC RATCHETING COMBINATION WRENCHES

- Flexible Head for increased access to hard to reach fasteners
- 72 teeth providing 5 degree arc swing
- Stamped hashmark pattern on wrench handle helps provide added grip points
- Sizes stamped twice on both sides of wrench handle for easy size identification
- 15 degree offset open end allows an increased range of arc swing in tight spaces
- DirectTorque™ Technology helps prevent rounding of fasteners
- Stamped markings provide permanent visibility and helps prevent wear over time



BULK PRODUCT #	RETAIL PRODUCT #	SIZE	OUTSIDE HEAD WIDTH (B)	HEAD THICKNESS (C)	OUTSIDE HEAD WIDTH (D)	HEAD THICKNESS (E)	OVERALL LENGTH (L)	WEIGHT
DWMT75640B	--	8 mm	21/32"	9/32"	11/16"	5/32"	5"	0.09 lbs
DWMT75641B	--	9 mm	3/4"	9/32"	25/32"	3/16"	5-3/16"	0.10 lbs
DWMT75201B	DWMT752010SP	10 mm	25/32"	5/16"	7/8"	3/16"	5-11/32"	0.13 lbs
DWMT75642B	--	11 mm	13/16"	5/16"	15/16"	7/32"	5-9/16"	0.15 lbs
DWMT75203B	DWMT752030SP	12 mm	29/32"	11/32"	1-1/32"	7/32"	5-13/16"	0.18 lbs
DWMT75204B	DWMT752040SP	13 mm	31/32"	11/32"	1-1/16"	7/32"	6-1/16"	0.21 lbs
DWMT75205B	DWMT752050SP	14 mm	1-1/16"	3/8"	1-7/32"	1/4"	6-9/32"	0.26 lbs
DWMT75206B	DWMT752060SP	15 mm	1-3/32"	3/8"	1-9/32"	1/4"	6-21/32"	0.31 lbs
DWMT75643B	--	16 mm	1-3/16"	13/32"	1-5/16"	9/32"	7-1/32"	0.34 lbs
DWMT75207B	DWMT752070SP	17 mm	1-1/4"	13/32"	1-7/16"	9/32"	7-15/32"	0.43 lbs
DWMT75644B	--	18 mm	1-5/16"	7/16"	1-1/2"	9/32"	8"	0.48 lbs
DWMT75208B	DWMT752080SP	19 mm	1-11/32"	7/16"	1-19/32"	5/16"	8-15/32"	0.55 lbs

ASME B107.100



RATCHETING WRENCHES

NON-REVERSE RATCHETING COMBINATION WRENCHES

- 72 teeth providing 5 degree arc swing
- Stamped hashmark pattern on wrench handle helps provide added grip points
- Sizes stamped twice on both sides of wrench handle for easy size identification
- 15 degree offset open end allows an increased range of arc swing in tight spaces
- DirectTorque™ Technology helps prevent rounding of fasteners
- Stamped markings provide permanent visibility and helps prevent wear over time



BULK PRODUCT #	RETAIL PRODUCT #	SIZE	OUTSIDE HEAD WIDTH (B)	HEAD THICKNESS (C)	OUTSIDE HEAD WIDTH (D)	HEAD THICKNESS (E)	OVERALL LENGTH (L)	WEIGHT
DWMT72288B	DWMT722880SP	1/4"	25/32"	5/32"	21/32"	9/32"	3-17/32"	0.06 lbs
DWMT72289B	DWMT722890SP	5/16"	25/32"	5/32"	21/32"	9/32"	4-3/8"	0.06 lbs
DWMT19199B	--	11/32"	13/16"	3/16"	3/4"	9/32"	4-27/32"	0.07 lbs
DWMT72291B	DWMT722910SP	3/8"	7/8"	3/16"	25/32"	5/16"	5-5/32"	0.11 lbs
DWMT72292B	DWMT722920SP	7/16"	15/16"	7/32"	13/16"	5/16"	5-25/32"	0.14 lbs
DWMT72293B	DWMT722930SP	1/2"	1-1/16"	7/32"	31/32"	11/32"	6-15/32"	0.19 lbs
DWMT72294B	DWMT722940SP	9/16"	1-7/32"	1/4"	1-1/16"	3/8"	7-5/32"	0.26 lbs
DWMT72295B	DWMT722950SP	5/8"	1-11/32"	9/32"	1-3/16"	13/32"	7-15/16"	0.35 lbs
DWMT72296B	DWMT722960SP	11/16"	1-15/32"	9/32"	1-1/4"	13/32"	8-25/32"	0.40 lbs
DWMT72297B	DWMT722970SP	3/4"	1-19/32"	5/16"	1-11/32"	7/16"	9-11/16"	0.53 lbs
DWMT75235B	DWMT752350SP	13/16"	1-13/16"	13/32"	1-21/32"	1/2"	11-7/32"	0.84 lbs
DWMT75255B	DWMT75255B	7/8"	1-13/16"	13/32"	1-21/32"	1/2"	11-7/32"	0.81 lbs
DWMT75238B	DWMT752380SP	15/16"	2-1/32"	7/16"	1-7/8"	9/16"	12-25/32"	1.13 lbs
DWMT75223B	DWMT752230SP	1"	2-1/32"	7/16"	1-7/8"	19/32"	12-13/16"	1.11 lbs
DWMT75228B	DWMT752280SP	1-1/16"	2-3/16"	7/16"	2-1/32"	19/32"	14-1/8"	1.48 lbs
DWMT75232B	DWMT752320SP	1-1/8"	2-3/16"	7/16"	2-1/32"	19/32"	14-1/8"	1.48 lbs
DWMT75231B	DWMT752310SP	1-1/4"	2-17/32"	17/32"	2-11/32"	21/32"	16-23/32"	2.27 lbs

ASME B107.100

NON-REVERSE METRIC RATCHETING COMBINATION WRENCHES

- 72 teeth providing 5 degree arc swing
- Stamped hashmark pattern on wrench handle helps provide added grip points
- Sizes stamped twice on both sides of wrench handle for easy size identification
- 15 degree offset open end allows an increased range of arc swing in tight spaces
- DirectTorque™ Technology helps prevent rounding of fasteners
- Stamped markings provide permanent visibility and helps prevent wear over time



BULK PRODUCT #	RETAIL PRODUCT #	SIZE	OUTSIDE HEAD WIDTH (B)	HEAD THICKNESS (C)	OUTSIDE HEAD WIDTH (D)	HEAD THICKNESS (E)	OVERALL LENGTH (L)	WEIGHT
DWMT75648B	--	7 mm	25/32"	5/32"	21/32"	9/32"	3-17/32"	0.06 lbs
DWMT75256B	DWMT752560SP	8 mm	25/32"	5/32"	21/32"	9/32"	4-3/8"	0.06 lbs
DWMT75257B	DWMT752570SP	9 mm	13/16"	3/16"	3/4"	9/32"	4-27/32"	0.09 lbs
DWMT72298B	DWMT722980SP	10 mm	7/8"	3/16"	25/32"	5/16"	5-5/32"	0.11 lbs
DWMT72299B	DWMT722990SP	11 mm	15/16"	7/32"	13/16"	5/16"	5-25/32"	0.14 lbs
DWMT72300B	DWMT723000SP	12 mm	1"	7/32"	29/32"	11/32"	6-3/32"	0.18 lbs
DWMT72301B	DWMT723010SP	13 mm	1-1/16"	7/32"	31/32"	11/32"	6-15/32"	0.19 lbs
DWMT72302B	DWMT723020SP	14 mm	1-7/32"	1/4"	1-1/16"	3/8"	7-5/32"	0.26 lbs
DWMT72303B	DWMT723030SP	15 mm	1-9/32"	1/4"	1-3/32"	3/8"	7-9/16"	0.30 lbs
DWMT72304B	DWMT723040SP	16 mm	1-11/32"	9/32"	1-3/16"	13/32"	7-15/16"	0.33 lbs
DWMT72305B	DWMT723050SP	17 mm	1-15/32"	9/32"	1-1/4"	13/32"	8-25/32"	0.40 lbs
DWMT72306B	DWMT723060SP	18 mm	1-9/16"	5/16"	1-5/16"	7/16"	9-7/32"	0.44 lbs
DWMT72307B	DWMT723070SP	19 mm	1-19/32"	5/16"	1-11/32"	7/16"	9-11/16"	0.49 lbs
DWMT75243B	DWMT752430SP	20 mm	1-13/16"	13/32"	1-21/32"	1/2"	11-7/32"	0.85 lbs
DWMT75244B	DWMT752440SP	21 mm	1-13/16"	13/32"	1-21/32"	1/2"	11-7/32"	0.84 lbs
DWMT75245B	DWMT752450SP	22 mm	1-13/16"	13/32"	1-21/32"	1/2"	11-7/32"	0.81 lbs
DWMT75246B	DWMT752460SP	24 mm	2-1/32"	7/16"	1-7/8"	9/16"	12-25/32"	1.13 lbs
DWMT75247B	DWMT752470SP	27 mm	2-3/16"	7/16"	2-1/32"	19/32"	14-1/8"	1.48 lbs
DWMT75250B	DWMT752500SP	30 mm	2-17/32"	17/32"	2-11/32"	21/32"	16-23/32"	2.27 lbs
DWMT75646B	--	32 mm	2-17/32"	17/32"	2-11/32"	21/32"	16-23/32"	2.27 lbs

ASME B107.100

RATCHETING WRENCHES

REVERIBLE RATCHETING COMBINATION WRENCHES

- Low profile reversing lever
- 72 teeth providing 5 degree arc swing
- Reversible ratcheting wrenches 13 degree offset box end for knuckle clearance
- Sizes stamped twice on both sides of wrench handle for easy size identification
- 15 degree offset open end allows an increased range of arc swing in tight spaces
- DirectTorque™ Technology helps prevent rounding of fasteners
- Stamped markings provide permanent visibility and helps prevent wear over time



BULK PRODUCT #	RETAIL PRODUCT #	SIZE	OUTSIDE HEAD WIDTH (B)	HEAD THICKNESS (C)	OUTSIDE HEAD WIDTH (D)	HEAD THICKNESS (E)	OVERALL LENGTH (L)	WEIGHT
DWMT19588B	--	1/4"	19/32"	5/32"	9/16"	1/4"	5-1/32"	0.06 lbs
DWMT17332B	--	5/16"	21/32"	3/16"	21/32"	1/4"	5-1/2"	0.07 lbs
DWMT19592B	--	11/32"	3/4"	3/16"	23/32"	9/32"	5-29/32"	0.09 lbs
DWMT17331B	--	3/8"	13/16"	7/32"	25/32"	9/32"	6-1/4"	0.11 lbs
DWMT17334B	--	7/16"	29/32"	7/32"	27/32"	5/16"	6-1/2"	0.13 lbs
DWMT19587B	--	1/2"	1-1/16"	1/4"	31/32"	11/32"	7"	0.19 lbs
DWMT17335B	--	9/16"	1-5/32"	9/32"	1-1/16"	11/32"	7-17/32"	0.24 lbs
DWMT17333B	--	5/8"	1-5/16"	9/32"	1-3/16"	3/8"	8-3/16"	0.32 lbs
DWMT19591B	--	11/16"	1-13/32"	5/16"	1-1/4"	13/32"	8-29/32"	0.37 lbs
DWMT17330B	--	3/4"	1-9/16"	11/32"	1-11/32"	7/16"	9-3/4"	0.48 lbs
DWMT19595B	--	13/16"	1-13/16"	11/32"	1-9/16"	1/2"	11-13/32"	0.78 lbs
DWMT75649B	--	7/8"	1-13/16"	11/32"	1-9/16"	1/2"	11-13/32"	0.76 lbs

ASME B107.100

REVERIBLE METRIC RATCHETING COMBINATION WRENCHES

- Low profile reversing lever
- 72 teeth providing 5 degree arc swing
- Reversible ratcheting wrenches 13 degree offset box end for knuckle clearance
- Sizes stamped twice on both sides of wrench handle for easy size identification
- 15 degree offset open end allows an increased range of arc swing in tight spaces
- DirectTorque™ Technology helps prevent rounding of fasteners
- Stamped markings provide permanent visibility and helps prevent wear over time



BULK PRODUCT #	RETAIL PRODUCT #	SIZE	OUTSIDE HEAD WIDTH (B)	HEAD THICKNESS (C)	OUTSIDE HEAD WIDTH (D)	HEAD THICKNESS (E)	OVERALL LENGTH (L)	WEIGHT
DWMT75957B	--	8 mm	21/32"	3/16"	21/32"	1/4"	5-1/2"	0.07 lbs
DWMT75958B	--	9 mm	3/4"	3/16"	23/32"	9/32"	5-29/32"	0.09 lbs
DWMT19589B	--	10 mm	13/16"	7/32"	25/32"	9/32"	6-1/4"	0.11 lbs
DWMT19590B	--	11 mm	29/32"	7/32"	27/32"	5/16"	6-1/2"	0.13 lbs
DWMT19593B	--	12 mm	31/32"	1/4"	29/32"	5/16"	6-25/32"	0.16 lbs
DWMT19594B	--	13 mm	1-1/16"	1/4"	31/32"	11/32"	7"	0.19 lbs
DWMT19596B	--	14 mm	1-5/32"	9/32"	1-1/16"	11/32"	7-17/32"	0.23 lbs
DWMT19597B	--	15 mm	1-7/32"	9/32"	1-1/8"	3/8"	7-7/8"	0.27 lbs
DWMT19598B	--	16 mm	1-5/16"	9/32"	1-3/16"	3/8"	8-3/16"	0.32 lbs
DWMT19599B	--	17 mm	1-13/32"	5/16"	1-1/4"	13/32"	8-29/32"	0.38 lbs
DWMT19601B	--	18 mm	1-15/32"	5/16"	1-9/32"	13/32"	9-11/32"	0.42 lbs
DWMT19602B	--	19 mm	1-9/16"	11/32"	1-11/32"	7/16"	9-3/4"	0.48 lbs

ASME B107.100

STUBBY COMBINATION WRENCHES

STUBBY COMBINATION WRENCHES

- 72 teeth providing 5 degree arc swing
- Short panel design gives access to tight spaces
- Stamped hashmark pattern on wrench handle helps provide added grip points
- Sizes stamped twice on both sides of wrench handle for easy size identification
- 15 degree offset open end allows an increased range of arc swing in tight spaces
- DirectTorque™ Technology helps prevent rounding of fasteners
- Stamped markings provide permanent visibility and helps prevent wear over time



BULK PRODUCT #	RETAIL PRODUCT #	SIZE	OUTSIDE HEAD WIDTH (B)	HEAD THICKNESS (C)	OUTSIDE HEAD WIDTH (D)	HEAD THICKNESS (E)	OVERALL LENGTH (L)	WEIGHT
DWMT75959B	--	1/4"	21/32"	9/32"	25/32"	5/32"	3-17/32"	0.06 lbs
DWMT75960B	--	5/16"	21/32"	9/32"	25/32"	5/32"	3-17/32"	0.06 lbs
DWMT75961B	--	11/32"	3/4"	9/32"	13/16"	3/16"	3-21/32"	0.07 lbs
DWMT75962B	--	3/8"	25/32"	5/16"	7/8"	3/16"	3-13/16"	0.09 lbs
DWMT75963B	--	7/16"	13/16"	5/16"	15/16"	7/32"	4-1/32"	0.10 lbs
DWMT75964B	--	1/2"	31/32"	11/32"	1-1/16"	7/32"	4-11/32"	0.15 lbs
DWMT75965B	--	9/16"	1-1/16"	3/8"	1-7/32"	1/4"	4-17/32"	0.18 lbs
DWMT75966B	--	5/8"	1-1/4"	13/32"	1-11/32"	9/32"	4-27/32"	0.23 lbs
DWMT75967B	--	11/16"	1-5/16"	13/32"	1-15/32"	9/32"	5"	0.27 lbs
DWMT75968B	--	3/4"	1-11/32"	7/16"	1-19/32"	5/16"	5-15/32"	0.35 lbs

ASME B107.100

STUBBY COMBINATION WRENCHES

METRIC STUBBY COMBINATION WRENCHES

- 72 teeth providing 5 degree arc swing
- Short panel design gives access to tight spaces
- Stamped hashmark pattern on wrench handle helps provide added grip points
- Sizes stamped twice on both sides of wrench handle for easy size identification
- 15 degree offset open end allows an increased range of arc swing in tight spaces
- DirectTorque™ Technology helps prevent rounding of fasteners
- Stamped markings provide permanent visibility and helps prevent wear over time



BULK PRODUCT #	SIZE	OUTSIDE HEAD WIDTH (B)	HEAD THICKNESS (C)	OUTSIDE HEAD WIDTH (D)	HEAD THICKNESS (E)	OVERALL LENGTH (L)	WEIGHT
DWMT75727B	6 mm	21/32"	9/32"	25/32"	5/32"	3-17/32"	0.06 lbs
DWMT75728B	8 mm	21/32"	9/32"	25/32"	5/32"	3-17/32"	0.06 lbs
DWMT75729B	9 mm	3/4"	9/32"	13/16"	3/16"	3-21/32"	0.07 lbs
DWMT75731B	10 mm	25/32"	5/16"	7/8"	3/16"	3-13/16"	0.09 lbs
DWMT75732B	11 mm	13/16"	5/16"	15/16"	7/32"	4-1/32"	0.10 lbs
DWMT75733B	12 mm	29/32"	11/32"	1"	7/32"	4-3/16"	0.12 lbs
DWMT75734B	13 mm	31/32"	11/32"	1-1/16"	7/32"	4-11/32"	0.15 lbs
DWMT75735B	14 mm	1-1/16"	3/8"	1-7/32"	1/4"	4-17/32"	0.18 lbs
DWMT75736B	15 mm	1-3/32"	3/8"	1-9/32"	1/4"	4-11/16"	0.20 lbs
DWMT75737B	16 mm	1-3/16"	13/32"	1-11/32"	9/32"	4-27/32"	0.23 lbs
DWMT75738B	17 mm	1-1/4"	13/32"	1-15/32"	9/32"	5"	0.27 lbs
DWMT75739B	18 mm	1-5/16"	7/16"	1-9/16"	5/16"	5-3/16"	0.30 lbs
DWMT75741B	19 mm	1-11/32"	7/16"	1-19/32"	5/16"	5-15/32"	0.35 lbs

ASME B107.100

COMBINATION WRENCHES

COMBINATION WRENCHES

- Long panel design gives more torque during use
- 15 degree offset box end for knuckle clearance
- Stamped hashmark pattern on wrench handle helps provide added grip points
- Sizes stamped twice on both sides of wrench handle for easy size identification
- 15 degree offset open end allows an increased range of arc swing in tight spaces
- DirectTorque™ Technology helps prevent rounding of fasteners
- Stamped markings provide permanent visibility and helps prevent wear over time



BULK PRODUCT #	RETAIL PRODUCT #	SIZE	OUTSIDE HEAD WIDTH (B)	HEAD THICKNESS (C)	OUTSIDE HEAD WIDTH (D)	HEAD THICKNESS (E)	OVERALL LENGTH (L)	WEIGHT
DWMT72189B	DWMT72189OSP	1/4"	7/16"	1/4"	5/8"	5/32"	3-31/32"	0.05 lbs
DWMT75703B	--	9/32"	5/8"	5/32"	7/16"	7/32"	5-3/32"	0.06 lbs
DWMT72191B	DWMT72191OSP	5/16"	9/16"	9/32"	25/32"	3/16"	4-3/8"	0.07 lbs
DWMT72192B	DWMT72192	11/32"	25/32"	3/16"	9/16"	9/32"	5-7/8"	0.09 lbs
DWMT72193B	DWMT72193OSP	3/8"	5/8"	5/16"	7/8"	7/32"	5-5/32"	0.13 lbs
DWMT72194B	DWMT72194OSP	7/16"	23/32"	5/16"	15/16"	1/4"	5-25/32"	0.15 lbs
DWMT72195B	DWMT72195OSP	1/2"	13/16"	11/32"	1-1/16"	9/32"	6-15/32"	0.21 lbs
DWMT72196B	DWMT72196OSP	9/16"	7/8"	3/8"	1-7/32"	9/32"	7-5/32"	0.26 lbs
DWMT72197B	DWMT72197OSP	5/8"	31/32"	13/32"	1-11/32"	5/16"	7-15/16"	0.35 lbs
DWMT72198B	DWMT72198OSP	11/16"	1-1/16"	7/16"	1-1/2"	5/16"	8-25/32"	0.43 lbs
DWMT72199B	DWMT72199OSP	3/4"	1-5/32"	15/32"	1-19/32"	11/32"	9-11/16"	0.53 lbs
DWMT72200B	DWMT72200OSP	13/16"	1-1/4"	1/2"	1-23/32"	11/32"	10-21/32"	0.66 lbs
DWMT72201B	DWMT72201OSP	7/8"	1-11/32"	17/32"	1-13/16"	3/8"	11-21/32"	0.79 lbs
DWMT72202B	DWMT72202OSP	15/16"	1-13/32"	9/16"	1-15/16"	13/32"	12-5/8"	0.99 lbs
DWMT75184B	DWMT75184OSP	1" SAE"	1-1/2"	19/32"	2-1/16"	7/16"	13-1/2"	1.12 lbs
DWMT75185B	DWMT75185OSP	1-1/16"	1-19/32"	5/8"	2-7/32"	15/32"	14-3/4"	1.36 lbs
DWMT75188B	DWMT75188OSP	1-1/8"	1-11/16"	21/32"	2-9/32"	1/2"	15-9/16"	1.63 lbs
DWMT75187B	DWMT75187OSP	1-1/4"	1-7/8"	3/4"	2-19/32"	17/32"	16-7/8"	2.10 lbs
DWMT74444B	DWMT74444OSP	1-5/16"	2-3/4"	17/32"	1-31/32"	11/16"	18-1/2"	2.36 lbs
DWMT74445B	DWMT74445OSP	1-3/8"	2-3/4"	17/32"	1-31/32"	11/16"	18-1/2"	2.22 lbs
DWMT74446B	DWMT74446OSP	1-7/16"	2-31/32"	9/16"	2-3/16"	23/32"	20-3/32"	2.69 lbs
DWMT74447B	DWMT74447OSP	1-1/2"	6-29/32"	9/16"	2-3/16"	23/32"	20-3/32"	2.74 lbs
DWMT75706B	--	1-5/8"	3-7/32"	19/32"	2-11/32"	23/32"	21-21/32"	3.56 lbs
DWMT75723B	--	1-11/16"	3-7/32"	19/32"	2-11/32"	23/32"	21 21/32"	3.56 lbs
DWMT75725B	--	1-3/4"	3-11/32"	11/16"	2-1/2"	3/4"	24-3/32"	3.98 lbs
DWMT75724B	--	1-13/16"	3-11/32"	11/16"	2-1/2"	3/4"	24-3/32"	4.24 lbs
DWMT75707B	--	1-7/8"	3-3/4"	3/4"	2-27/32"	7/8"	25-19/32"	6.01 lbs
DWMT75726B	--	2"	3-3/4"	3/4"	2-27/32"	7/8"	25-19/32"	5.51 lbs

ASME B107.100

COMBINATION WRENCHES

METRIC COMBINATION WRENCHES

- Long panel design gives more torque during use
- 15 degree offset box end for knuckle clearance
- Stamped hashmark pattern on wrench handle helps provide added grip points
- Sizes stamped twice on both sides of wrench handle for easy size identification
- 15 degree offset open end allows an increased range of arc swing in tight spaces
- DirectTorque™ Technology helps prevent rounding of fasteners
- Stamped markings provide permanent visibility and helps prevent wear over time



BULK PRODUCT #	RETAIL PRODUCT #	SIZE	OUTSIDE HEAD WIDTH (B)	HEAD THICKNESS (C)	OUTSIDE HEAD WIDTH (D)	HEAD THICKNESS (E)	OVERALL LENGTH (L)	WEIGHT
DWMT75708B	--	06 mm	19/32"	5/32"	13/32"	7/32"	4-7/8"	0.05 lbs
DWMT75197B	DWMT75197OSP	07 mm	5/8"	5/32"	7/16"	7/32"	5-3/32"	0.06 lbs
DWMT75198B	DWMT75198OSP	08 mm	23/32"	5/32"	1/2"	1/4"	5-11/32"	0.07 lbs
DWMT75199B	DWMT75199OSP	09 mm	25/32"	3/16"	9/16"	9/32"	5-7/8"	0.09 lbs
DWMT72211B	DWMT72211OSP	10 mm	7/8"	7/32"	21/32"	5/16"	6-11/32"	0.11 lbs
DWMT72212B	DWMT72212OSP	11 mm	15/16"	7/32"	21/32"	5/16"	6-5/8"	0.14 lbs
DWMT72213B	DWMT72213OSP	12 mm	1-1/32"	7/32"	23/32"	11/32"	6-27/32"	0.17 lbs
DWMT72214B	DWMT72214OSP	13 mm	1-1/32"	7/32"	3/4"	11/32"	7-3/32"	0.22 lbs
DWMT72215B	DWMT72215OSP	14 mm	1-3/16"	1/4"	7/8"	11/32"	7-19/32"	0.26 lbs
DWMT72216B	DWMT72216OSP	15 mm	1-1/4"	9/32"	7/8"	11/32"	7-7/8"	0.31 lbs
DWMT72217B	DWMT72217OSP	16 mm	1-5/16"	9/32"	15/16"	13/32"	8-5/32"	0.35 lbs
DWMT72218B	DWMT72218OSP	17 mm	1-7/16"	5/16"	1-1/32"	7/16"	8-31/32"	0.43 lbs
DWMT72219B	DWMT72219OSP	18 mm	1-17/32"	11/32"	1-1/16"	7/16"	9-13/32"	0.51 lbs
DWMT72220B	DWMT72220OSP	19 mm	1-19/32"	11/32"	1-1/8"	15/32"	9-27/32"	0.53 lbs
DWMT75192B	DWMT75192OSP	20 mm	1-21/32"	11/32"	1-5/32"	15/32"	10-1/4"	0.63 lbs
DWMT75193B	DWMT75193OSP	21 mm	1-11/16"	3/8"	1-3/16"	1/2"	10-21/32"	0.63 lbs
DWMT75194B	DWMT75194OSP	22 mm	1-25/32"	3/8"	1-1/4"	17/32"	11-5/8"	0.78 lbs
DWMT72224B	DWMT72224OSP	23 mm	1-25/32"	3/8"	1-1/4"	17/32"	11-5/8"	1.01 lbs
DWMT79119B	DWMT79119OSP	24 mm	2-1/32"	13/32"	1-11/32"	9/16"	12-15/32"	1.01 lbs
DWMT75709B	--	25 mm	2-1/32"	7/16"	1-13/32"	19/32"	13-11/32"	1.11 lbs
DWMT75713B	--	26 mm	2-1/32"	7/16"	1-13/32"	19/32"	13-11/32"	1.18 lbs
DWMT75714B	--	27 mm	2-9/32"	7/16"	1-19/32"	19/32"	14-3/16"	1.23 lbs
DWMT75715B	--	28 mm	2-9/32"	15/32"	1-21/32"	21/32"	15-1/2"	1.60 lbs
DWMT75718B	--	29 mm	2-9/32"	15/32"	1-21/32"	21/32"	15-1/2"	1.50 lbs
DWMT75716B	--	30 mm	2-9/32"	15/32"	1-21/32"	21/32"	15-1/2"	1.52 lbs
DWMT75717B	--	32 mm	2-9/16"	17/32"	1-25/32"	11/16"	16-13/16"	1.94 lbs

ASME B107.100

OPEN END WRENCHES

OPEN END WRENCHES

- 15 degree offset open end allows an increased range of arc swing in tight spaces
- Two sizes per wrench gives more options with less to carry
- Stamped hashmark pattern on wrench handle helps provide added grip points
- Sizes stamped twice on both sides of wrench handle for easy size identification
- DirectTorque™ Technology helps prevent rounding of fasteners
- Stamped markings provide permanent visibility and helps prevent wear over time



BULK PRODUCT #	RETAIL PRODUCT #	SIZE	OUTSIDE HEAD WIDTH (B)	HEAD THICKNESS (C)	OUTSIDE HEAD WIDTH (D)	HEAD THICKNESS (E)	OVERALL LENGTH (L)	WEIGHT
DWMT75221B	DWMT75221OSP	1/4" x 5/16"	5/8"	5/32"	23/32"	5/32"	4-27/32"	0.06 lbs
DWMT75222B	DWMT75222OSP	3/8" x 7/16"	31/32"	3/16"	1-1/16"	3/16"	6-5/32"	0.13 lbs
DWMT75427B	DWMT75427OSP	9/16" x 11/16"	1-5/16"	1/4"	1-17/32"	1/4"	7-11/16"	0.35 lbs
DWMT75428B	DWMT75428OSP	5/8" x 3/4"	1-15/32"	1/4"	1-11/16"	1/4"	8-11/16"	0.35 lbs
DWMT75220B	DWMT75220OSP	1/2" x 9/16"	1-7/32"	3/16"	1-5/16"	3/16"	7-3/32"	0.19 lbs

ASME B107.100

OPEN END WRENCHES

METRIC OPEN END WRENCHES

- 15 degree offset open end allows an increased range of arc swing in tight spaces
- Two sizes per wrench gives more options with less to carry
- Stamped hashmark pattern on wrench handle helps provide added grip points
- Sizes stamped twice on both sides of wrench handle for easy size identification
- DirectTorque™ Technology helps prevent rounding of fasteners
- Stamped markings provide permanent visibility and helps prevent wear over time



BULK PRODUCT #	RETAIL PRODUCT #	SIZE	OUTSIDE HEAD WIDTH (B)	HEAD THICKNESS (C)	OUTSIDE HEAD WIDTH (D)	HEAD THICKNESS (E)	OVERALL LENGTH (L)	WEIGHT
DWMT75431B	DWMT754310SP	8 x 9 mm	13/16"	5/32"	29/32"	5/32"	5-1/2"	0.09 lbs
DWMT75432B	DWMT754320SP	10 x 11 mm	31/32"	3/16"	1-1/16"	3/16"	6-5/32"	0.13 lbs
DWMT75433B	DWMT754330SP	12 x 13 mm	1-5/32"	7/32"	1-7/32"	7/32"	6-5/32"	0.18 lbs
DWMT75434B	DWMT754340SP	14 x 15 mm	1-5/16"	3/16"	1-3/8"	3/16"	7-13/32"	0.23 lbs
DWMT75435B	DWMT754350SP	16 x 18 mm	1-15/32"	1/4"	1-17/32"	1/4"	8-1/32"	0.31 lbs
DWMT75436B	DWMT754360SP	17 x 19 mm	1-5/8"	1/4"	1-11/16"	1/4"	8-11/16"	0.35 lbs

ASME B107.100

FLARE NUT WRENCHES

FLARE NUT WRENCHES

- Chamfered edge to wrench head for easy engagement to fastener
- Stamped hashmark pattern on wrench handle helps provide added grip points
- Sizes stamped twice on both sides of wrench handle for easy size identification
- 15 degree offset open end allows an increased range of arc swing in tight spaces
- Stamped markings provide permanent visibility and helps prevent wear over time



BULK PRODUCT #	RETAIL PRODUCT #	SIZE	OUTSIDE HEAD WIDTH (B)	HEAD THICKNESS (C)	OUTSIDE HEAD WIDTH (D)	HEAD THICKNESS (E)	OVERALL LENGTH (L)	WEIGHT
DWMT75951B	--	1/4" - 5/16"	11/16"	9/32"	5/8"	9/32"	5-5/16"	0.12 lbs
DWMT75218B	DWMT752180SP	3/8" - 7/16"	29/32"	11/32"	27/32"	11/32"	6-3/32"	0.14 lbs
DWMT75214B	DWMT752140SP	1/2" - 9/16"	1"	13/32"	29/32"	3/8"	6-7/8"	0.19 lbs
DWMT75219B	DWMT752190SP	5/8" - 11/16"	1-3/16"	15/32"	1-1/16"	7/16"	7-7/8"	0.29 lbs
DWMT75952B	--	3/4" - 7/8"	1-13/32"	17/32"	1-1/4"	1/2"	8-27/32"	0.41 lbs

ASME B107.100

METRIC FLARE NUT WRENCHES

- Chamfered edge to wrench head for easy engagement to fastener
- Stamped hashmark pattern on wrench handle helps provide added grip points
- Sizes stamped twice on both sides of wrench handle for easy size identification
- 15 degree offset open end allows an increased range of arc swing in tight spaces
- Stamped markings provide permanent visibility and helps prevent wear over time



BULK PRODUCT #	RETAIL PRODUCT #	SIZE	OUTSIDE HEAD WIDTH (B)	HEAD THICKNESS (C)	OUTSIDE HEAD WIDTH (D)	HEAD THICKNESS (E)	OVERALL LENGTH (L)	WEIGHT
DWMT75953B	--	7 - 9 mm	13/16"	5/16"	23/32"	5/16"	5-23/32"	0.10 lbs
DWMT75498B	--	7 - 10 mm	13/16"	5/16"	23/32"	5/16"	5-23/32"	0.10 lbs
DWMT74614B	--	9 - 11 mm	13/16"	5/16"	23/32"	5/16"	5-23/32"	0.10 lbs
DWMT75215B	DWMT752150SP	10 - 12 mm	29/32"	11/32"	27/32"	5/16"	6-3/32"	0.14 lbs
DWMT75954B	--	11 - 13 mm	1"	13/32"	29/32"	3/8"	6-7/8"	0.19 lbs
DWMT75955B	--	12 - 14 mm	1"	13/32"	29/32"	3/8"	6-7/8"	0.19 lbs
DWMT75216B	DWMT752160SP	13 - 14 mm	1"	13/32"	29/32"	3/8"	6-7/8"	0.19 lbs
DWMT75217B	DWMT752170SP	15 - 17 mm	1-3/16"	15/32"	1-1/16"	7/16"	7-7/8"	0.28 lbs
DWMT75499B	--	16 - 18 mm	1-7/32"	1/2"	1-1/8"	7/16"	8-9/32"	0.36 lbs
DWMT75956B	--	17 - 19 mm	1-7/32"	1/2"	1-1/8"	7/16"	8-9/32"	0.36 lbs

ASME B107.100

AIR TOOLS

HEAVY-DUTY IMPACT WRENCH

- Maximum Torque 650 ft-lb helps break free fasteners that are stubborn or stuck
- Free Speed (90 PSI) 7500 RPM provides high power fastening

PRODUCT #	DESCRIPTION	AIR INLET	WEIGHT	BLOWS/MIN	MAXIMUM AIR FLOW
DWMT70773L	1/2" Drive Heavy Duty Impact Wrench	1/4"	4.63 lbs	1100 bpm	5.9 CFM



PALM SANDER

- Composite body design provides durability and lightweight design
- 6" Pad Type Stick On for quick and easy changeover

PRODUCT #	DESCRIPTION	AIR INLET	WEIGHT	ORBIT DIAMETER	MAXIMUM AIR FLOW
DWMT70781L	Palm Sander	1/4"	2.0 lbs	3/32"	2.2 CFM



AIR RATCHET

- Closed head ratchet design helps extend life of the tool
- Touch control trigger allows user to apply the amount of power needed

PRODUCT #	DESCRIPTION	AIR INLET	WEIGHT	SQUARE DRIVE	MAX TORQUE (FT-LBS)
DWMT70776L	3/8" Drive Air Ratchet	1/4"	2.6 lbs	3/8"	75 ft-lbs



REVERSIBLE DRILL

- Quick-change keyless chuck for easy change over between bits
- Free speed (90 PSI) 2100 RPM for drilling through durable materials

PRODUCT #	DESCRIPTION	AIR INLET	WEIGHT	CHUCK CAPACITY	MAXIMUM AIR FLOW
DWMT70786L	3/8" Drive Reversible Drill	1/4"	2.6 lbs	3/8"	3.6 CFM



ANGLE DIE GRINDER

- Rear air exhaust blows exhaust away from the work surface
- Free speed (90 PSI) 20000 RPM for heavy-duty applications

PRODUCT #	DESCRIPTION	AIR INLET	WEIGHT	COLLET DIAMETER	MAXIMUM AIR FLOW
DWMT70782L	Angle Die Grinder	1/4"	1.17 lbs	1/4"	3.0 CFM

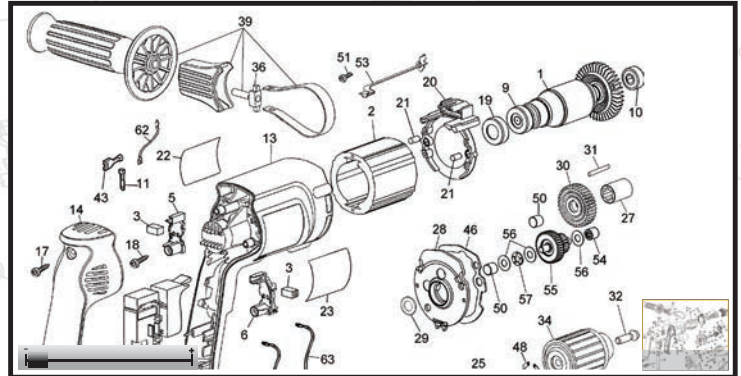


Easy Ordering & Tracking

- Upload your current parts order directly from an Excel or Word document
- Track the status of your order; whether it has just been submitted, being processed, shipped, or back ordered
- Create a “Shopping List” to allow for easy re-order of your top moving parts

Extensive Library of Schematics & Manuals

- Easy to maneuver diagrams
- Functionality to email diagrams or manuals to yourself or anyone else
- Order your parts directly from the diagram itself



Parts Pricing & Availability


- Access to your pricing on parts
- Download list price files
- Visibility to part availability before you order it

Factory & Authorized Service Center Locator

- Easily locate one of our 80+ Factory Owned Service Centers or 1800+ Authorized Service Centers

24 / 7 / 365 Access

- Access to all your parts & service information 24 hours a day, 7 days a week, 365 days a year



Register Now at www.SERVICENET.DEWALT.com

Username

Password

To register, go to www.SERVICENET.DEWALT.com. Select “Register” in the top right corner. Complete the registration form online. If you have an active account with a Factory Owned Service Center, please allow 48 hours for your registration to be approved. You will receive an email confirmation once your registration is approved. For any questions, please contact your local Factory Owned Service Center.



- Multiple Call Centers: Customer service agents available for fast, friendly support

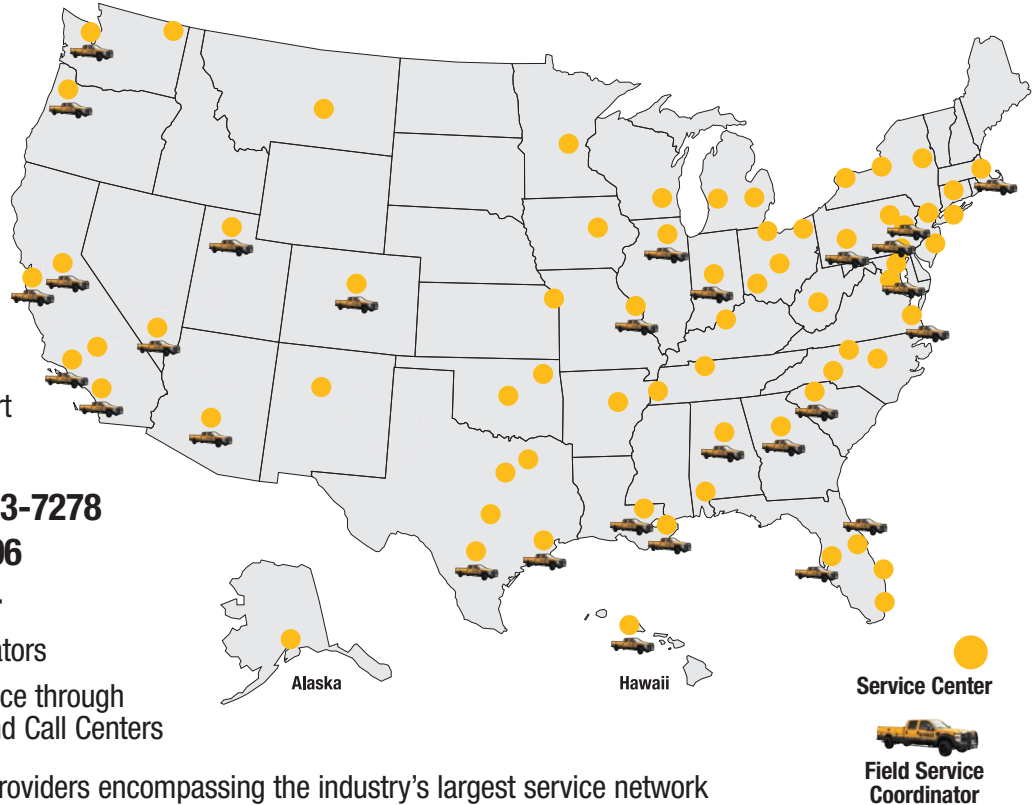
DEWALT: 1-800-433-9258

PORTER-CABLE: 1-800-223-7278

BOSTITCH: 1-800-556-6696

POWERS: 1-800-524-3244

- Over 30 Field Service Coordinators
- Professional technical assistance through the Factory Service Centers and Call Centers
- Over 800 Authorized Service Providers encompassing the industry's largest service network



- **Safety Testing** – Ensuring your tools are safe to operate
- We perform leakage current test, high pot test, and ground test on all repaired products
- A safety features check confirms that all safety required guarding, shields and handles are available
- OSHA-recognized safety tag placed on all repairs
- **Performance Testing** – Repaired product tested by running through real-life applications prior to approvals
- **Trained Technicians** – Staff of over 250 professionally trained technicians ensure your repair is right the first time
- Plus other specialty tests as needed

SERVICE GUARANTEE

90 DAY FULL WARRANTY ON GRC REPAIRS

90 DAY WARRANTY ON PARTS & LABOR FOR MINOR REPAIRS



FACTORY SERVICE

TOOL AND EQUIPMENT REPAIR

**GUARANTEED
TOUGH.**

State/City/Zip	Street	Phone
AK		
Anchorage, 99518-1472	5650 Old Seward Highway, Suite H	907-561-7181
AL		
Birmingham, 35209	321 Valley Ave., Suite B	205-942-0538
Mobile, 36693	732 Lakeside Drive	251-602-1000
AR		
North Little Rock, 72113	9600 Maumelle Blvd.	501-372-3040
AZ		
Phoenix, 85040	4001 East Broadway, Suite B-11	602-437-1200
CA		
Hayward, 94545	2512 Tripaldi Way	510-783-3959
San Diego, 92111	7290 Clairemont Mesa Blvd.	858-279-2011
Anaheim, 92806	1119 North Kraemer Blvd.	714-414-0369
Sacramento, 95834	1015 North Market Blvd. Suite 2	916-419-7259
Ontario, 91761	1352 South Grove Ave., Suite B	909-930-1437
CO		
Denver, 80223	700 West Mississippi Ave., Unit B1	303-922-8325
CT		
Wethersfield, 06109-3001	662 Silas Deane Hwy.	860-563-5800
FL		
Davie, 33314	4343 South State Rte 7, Unit 107	954-321-6635
Tampa, 33634	4909 West Waters Ave.	813-884-0434
Orlando, 32807	6100 Hanging Moss Rd., Suite 520	407-657-0474
West Palm Beach, 33415	4645 Gun Club Rd., Suite 27	561-689-3247
GA		
Norcross, 30071	6115-C Jimmy Carter Blvd.	770-246-1710
HI		
Honolulu, 96819	111 Sand Island Access Rd., Suite R-17	808-842-9925
IA		
Des Moines, 50310	3408 Merle Hay Rd., Suite A	515-270-1340
IL		
Addison, 60101	901 S Rohlwing Rd., Unit A	630-521-1097
IN		
Indianapolis, 46224-3707	5999 Crawfordsville Rd.	317-243-8308
KS		
Overland Park, 66214	9201 Quivira Rd.	913-495-4330
KY		
Louisville, 40213	2001 Fern Valley Rd.	502-380-3748
LA		
Elmwood, 70123	5727 Jefferson Highway	504-734-3413
Baton Rouge, 70816	10699 Airline Highway, Suite C	225-296-3191
MA		
Westwood, 02090	377 University Ave.	781-329-3407
MD		
Baltimore, 21227	1646 Sulphur Spring Rd.	410-536-0722
Capitol Heights, 20743	9200 Alaking Court, Suite 3	301-333-0865
MI		
Grandville, 49418	2982 28th St., S.W.	616-261-0425
Madison Heights, 48071	30475 Stephenson Hwy.	248-597-5000
MN		
Eden Prairie, 55344	9709 Valley View Rd., Suite 9709	952-884-9191
MO		
St. Louis, 63146	11477 Page Service Dr.	314-997-9100

State/City/Zip	Street	Phone
MT		
Billings, 59101	3525 S. 56th St. West, Unit A	406-652-5512
NC		
Charlotte, 28208	3557-B Wilkinson Blvd.	704-392-0245
Greensboro, 27407	3402 West Wendover Ave., Suite E	336-852-1300
Raleigh, 27604-3235	2930 Capital Blvd.	919-878-0357
NJ		
Elmwood Park, 07407	213 Route 46 West, Suite #4	201-475-3524
NM		
Albuquerque, 87107-4754	2420 Comanche Rd. N.E., Suite A2	505-884-1002
NV		
Las Vegas, 89118	5565 S. Decatur Blvd., Suite 103	702-889-6025
NY		
Buffalo, 14209-1297	881 W. Delavan Ave.	716-884-6220
Woodside, 11377-4741	56-15 Queens Blvd.	718-335-1042
Rochester, 14467	24 Summit Point Dr., Suite A	585-334-1423
Farmingdale, 11735	168 Broad Hollow Rd.	631-952-2008
Latham, 12110-2497	836 Troy-Schenectady Rd.	518-785-1867
OH		
Parma, 44130	12100 Snow Rd., Suite 2	440-842-9100
Cincinnati, 45241-1896	2310 E. Sharon Rd.	513-772-3111
Columbus, 43229	1948 Schrock Rd.	614-895-3112
Maumee, 43537	3661 Briarfield Blvd.	419-867-8561
OK		
Oklahoma City, 73139	8507 South Western	405-634-8403
Tulsa, 74146	11414 East 51st St., Unit C	918-249-8641
OR		
Portland, 97230	14811 North East Airport Way, Suite 600	503-255-6556
PA		
Philadelphia, 19148	2715 South Front St.	215-271-5500
Pittsburgh, 15201	3234 Penn Ave.	412-642-0204
Whitehall, 18052-4522	2242 MacArthur Rd.	610-435-9544
York, 17402	2201 Industrial Highway	717-755-3441
SC		
Greenville, 29615	7003 Pelham Rd., Suite C	864-299-8662
TN		
Memphis, 38133	2686 Kirby-Whitten Rd., Suite 102	901-384-8100
Nashville, 37210	746 Fesslers Lane	615-242-1633
TX		
Carrollton, 75006	1300 Interstate 35 North, Suite 112	972-446-2996
Houston, 77040-3228	10245 W. Little York, Suite 300	713-466-1194
San Antonio, 78216	1218 Arion Parkway, Suite 114	210-732-1221
Fort Worth, 76111-5944	721 North Beach St.	817-831-3828
Austin, 78758	2219 Braker Lane	512-382-3971
UT		
Salt Lake City, 84104	3120 West California Ave., Suite E	801-486-5828
VA		
Virginia Beach, 23455	5760 Northampton Blvd., Suite 110	757-363-0091
WA		
Seattle, 98134	2100 Airport Way S.	206-763-2010
Spokane, 99212	5308 East Sprague Ave.	509-535-9252
WI		
West Milwaukee, 53214	1650 Miller Parkway	414-645-4285
WV		
Charleston, 25387-2424	1638 Sixth Ave.	304-343-0289

For the most up-to-date Authorized Service Center listings, please contact 1-800-433-9258 or visit www.DEWALT.com.



FIND A SERVICE CENTER NEAR YOU

To locate a service center, go to servicenet.dewalt.com

DEWALT[®]
GUARANTEED TOUGH.[®]



Copyright ©2017 DeWALT. The following are trademarks for one or more DeWALT power tools, accessories, anchors and concrete adhesives: The yellow and black color scheme; the "D"-shaped air intake grill; the array of pyramids on the handgrip; the kit box configuration; and the array of lozenge-shaped humps on the surface of the tool.