

DIXON

D
K
N
G
U
C
A
O
A
M
T
E
D

CL
18



The Right Connection®

DGCL2018



877.963.4966
CANADA.DIXONVALVE.COM

Excellence • Uncommon Excellence • Uncommon Excellence • Uncommon Ex

⚠ WARNING

Before purchasing Dixon® products, you should be aware and make your customers aware of certain warnings. Such warnings are found on page 916 and the inside back cover of the catalog.

Table of Contents

Engineered Fluid Transfer Couplings



Dry disconnect couplers and adapters, safety breakaways, fluid nozzles, API couplers, vapor recovery couplers, pipe caps, drop elbows, swivel joints, railroad unloading assemblies, ADS fluid controls

A pgs. 4 - 64

Hose Coupling Systems



Boss™ ground joint, stems, wing nuts, and clamps, frac fittings, external swage stems, scovill style couplings, tri-clover stems, fixed welded flanges, combination nipples, ferrules

B pgs. 65 - 117

Cam & Groove



Dixon®, Boss-Lock™, EZ Boss-Lock™, swaged-on, phonograph finish, reducing couplers, adapters, gaskets, replacement handles, accessories, Strap-Grip

C pgs. 118 - 184

Industrial Hose Fittings



King™ combination nipples, suction couplings, strainers, foot valves, hose menders, hose barbs and inserts, garden hose fittings, Agri-Lock and Bauer style couplings

D pgs. 185 - 257

Clamps



Worm gear clamps, t-bolt clamps, single and double bolt clamps, spiral clamps, clamp hand tools, single and double ear clamps, band clamps

E pgs. 258 - 277

Pneumatic Fittings



Sand blast couplings, Surelock™ hose ends, Dix-Lock™ Dual-Lock™, Air Chief industrial and automotive male and female fittings, Parker E-z mate industrial couplers, air brake fittings

F pgs. 278-356

Pneumatic Accessories



King™ safety cables, air receiver manifolds, FRL's, blow guns, gauges, thermometers, air tool lubricant, mufflers, vents, manifolds

G pgs. 357 - 444

Hydraulic Fittings



Couplings, food grade couplers, dust caps and plugs, threaded plugs, hose barbs, extension plugs, push-loc barbs, blowout prevention safety couplers, wingstyle threaded couplers, connectors, elbows, tees, bolt flanges, pipe and tube clamps

H pgs. 445 - 526

Valves



Ball valves, mini ball valves, industrial wafer ball valves, nozzle valves, butterfly valves, flow control valves, needle valves **I** pgs. 527 - 558

Sanitary Fittings



Clamp fittings, weld fittings, bevel seat fittings, John Perry, Q-Line and I-line fittings, buttweld fittings, tube OD fittings, hangers, ball valves, butterfly valves, check valves **J** pgs. 559 - 648

Pipe, Welding and Tube Fittings



NPT threaded pipe fittings, pipe nipples, swage nipples, hammer unions, instrumentation fittings, SAE flare fittings, push to connect fittings **K** pgs. 649 - 726

Fire Fittings and Accessories



Hose, reels, connections, wrenches, hydrant adapters, swivels, nipples, valves, thermoplastic, nozzles, Storz fittings, LDH hardware **L** pgs. 727 - 839

Nozzles, Spray Guns and Accessories



Petroleum fuel nozzles, fire nozzles, washdown nozzles and stations, spray guns and accessories, soap nozzles **M** pgs. 840 - 868

Hose and Tubing



Mill hose, washdown hose, fire hose, racks and reels, garden hoses, PVC tubing, polyurethane tubing, hose cutters, spiral hose **N** pgs. 869 - 896

Maintenance and Repair



Thread tape and sealant, hydrostatic test pumps, spill kits, grease whip hose assemblies and fittings, oxy-acetylene fittings, torque wrenches **O** pgs. 897 - 910

Safety and Technical



Dixon® hose coupling workshop, SOS van, safety information, corrosion resistance of coupling material, thread information, flange dimensions, conversion charts **P** pgs. 911 - 944

A - Engineered Fluid Transfer Couplings



Adapter weather protector
page 12



Vapor recovery repair kits
page 34



Dixon® loading arms
page 53



Split flange swivel components
page 54



ADS outalarms, washout caps, cable junction box
pages 60-64

B - Hose Coupling Systems



Suction service fittings
page 78



125# flange, port adapter, hammer
union elbows
page 83



King Crimp™ Female I-line
page 104



King Crimp™ style FJIC nipple
page 115

C - Cam & Groove



Abrasion inserts
page 127, 130, 168



Global ANSI flange
page 178

H - Hydraulic Fittings



HTZ series
page 474

J - Sanitary Fittings



Hex hanger with high temperature sleeve
page 619



B5115 series butterfly valve
page 632

L - Fire Fittings and Accessories



Storz hydrant conversion adapter
page 793



Grooved angle valve
page 818



Piston intake valve
page 839

M - Nozzles, Spray Guns and Accessories



Lite washdown spray nozzles
page 854

Dry Disconnects.....	6 to 18	FloMAX Refueling	19 to 27
Bayloc™ style	6 to 8	Diesel series	19 to 21
Coupler x female NPT.....	6	Nozzles	19
Greaseless coupler x female NPT	6	Receiver, one-piece body	19
Coupler x 90° swivel female NPT	6	Receiver, two-piece body.....	19
Coupler locking kit.....	6	Non-interchange nozzles and receivers.....	20
Adapter x female NPT.....	7	2" nozzles and receivers.....	20
Jump size adapter x female NPT.....	7	Gravity fill receivers.....	21
Adapter x 150# ASA flange.....	7	Fuel vents	21
Vapor adapter x female NPSM	8	Fuel swivels	21
Cam & groove actuator style couplers.....	8	Service box.....	21
Bayonet style.....	9	Standard series connectors.....	22 to 23
90° swivel coupler x female NPT	9	Engine oil nozzles and receivers	22
Straight coupler x female NPT	9	Coolant fluid nozzles and receivers	22
Straight swivel coupler x female NPT	9	Hydraulic oil nozzles and receivers.....	23
Dust plugs	9	Transmission nozzles and receivers.....	23
Adapter x female NPT.....	9	R series	24 to 25
Dust caps	9	Engine oil nozzles and receivers	24
Mann Tek style	10-18	Coolant fluid nozzles and receivers	24
Coupler hose unit x female NPT	11	Hydraulic oil nozzles and receivers.....	25
Coupler x 150# ASA flange.....	11	Transmission fluid nozzles and receivers	25
Coupler x TTMA flange.....	11	High flow series	26
Dust plugs	11	¾" nozzles	26
Adapter tank unit x female NPT	12	1" nozzles and receivers.....	26
Adapter tank unit x 150# flange	12	Part number cross reference	27
Adapter tank unit x TTMA flange	12		
Adapter weather protector with clamp	12	Tank Truck Fittings	28 to 47
Dust caps	12	API	28
Steam coupler x female NPT	13	API couplers	28
Steam adapter x female NPT.....	13	With bonded nose seal	28
Dry gas couplings	14	With replaceable nose seal.....	28
Coupler hose unit x female NPT	14	Locking handle repair kit.....	28
Dust plugs	14	API valves.....	28
Adapter tank unit x female NPT	14	Load / unload.....	28
Adapter tank unit x female ACME	14	API drop adapters.....	29
Adapter tank unit x 150# ASA flange	14	With sight glass.....	29
Dust caps	14	Gravity drop adapters	29
Dry aviation couplings.....	15 to 16	Repair kits.....	29
Coupler x female NPT	15	API Dust caps.....	29
Coupler x female BSP	15	Gravity drop adapter dust caps.....	30
Dust plug	15	Dixon Bayco adapters and couplers with grounding tab	30
Adapter x female NPT	16	API compatible rack cords.....	31
Adapter x 150# ASA flange.....	16	Optic assemblies.....	31
Dust cap	16	Thermistor assemblies	31
Safety Break-aways	17 to 18	Replacement parts.....	31
Marine series	17	Dixon® vapor recovery couplers	32 to 33
Female NPT coupling.....	17	With probe x adapter.....	32
Male NPT coupling	17	With probe x coupler with probe	32
150# flange.....	17	Coupler with probe x hose shank.....	32
Industrial series.....	18	Coupler x 45° hose shank.....	33
Female NPT coupling.....	18	With probe coupler x female NPT	33
Male NPT coupling	18	Flanged tee.....	34
150# flange coupling	18	TTMA.....	34
TTMA flanged.....	18	Flanged adapters.....	34


Tank Truck Fittings (cont.).... 28 to 47	Tank Truck Fittings (cont.).... 28 to 47
Flange x male NPT 34	Standard stationary vent caps 47
Flange x extended length male NPT..... 34	Fuel delivery adapter cap..... 47
Flange x female NPT 34	
Slip-on plate flange 34	Swivels 48 to 54
Slip-on socket weld flange 34	Swivel joint overview 48
Buttweld flange 34	Single plane styles 20, 30 49
Flange extension with port..... 35	Double plane styles 40, 50, 60..... 49, 50
Flange extensions 35	Triple plane styles 10, 70, 80..... 50
Cam and groove 35	Ordering Information 51
Adapter x TTMA flange 35	Loading arm swivels 52
Coupler x TTMA flange 35	Loading arm..... 53
22½° adapter x TTMA flange 35	Split flange 54
22½° coupler x TTMA flange 35	Split flange components..... 54
Flange gaskets 36	
Sight flow indicators..... 36 to 37, 59	Railroad tank car connections ... 55 to 58
TTMA flanged sight flow indicators 36, 37	Style A..... 55
Repair kits 37	Style F..... 55
Flange screen 37	Style GF 55
Betts Wet-R-Dri™ manual & metering butterfly valves..... 38	Screen..... 55
Tank Transport Equipment 39 to 40	Style S..... 55
Fusible pipe caps 39	Style T..... 56
Pipe caps 39	Dixon® coupler x tank car thread..... 56
Reducers..... 39	EZ Boss-Lock™ x coupler tank car thread 56
Reducing cap 39	Railroad unloading assemblies..... 57
Coupling gaskets 39	Dixon® tank car adapters 57
Pipe caps 40	Cam and groove railroad tank car gaskets..... 58
Thread adapters..... 40	Pin lug wrench..... 58
Cam and groove adapter 40	
6200 series side lever type drop elbows 41	ADS 60 to 64
6500 series self-locking drop elbows..... 41	Outalarms 60 to 62
Inlets..... 41	With capacitance probes..... 60
Male adapter 41	With high temperature capacitance probes 60
Female coupler 41	Outage gauge..... 63
Female NPT..... 41	Gauge rods..... 63
Dual point vapor recovery elbows, ball lever 42	
Adapter inlet..... 42	Spillguard™ 61 to 64
Single point coaxial drop elbow 42	Monitors..... 61
Adapter fuel inlets 42	Probes 62
Coupler fuel inlets 42	Capacitance..... 62
Tight fill 43	Conductivity 62
Elbows, complete unit..... 43	Float..... 62
Elbow coupler body..... 43	Multi-point ultrasonic..... 62
Male adapter inlet end 43	Cables 63
Side seal drop elbow 43	Accessories 64
Side seal to top seal adapter 43	
Dust caps and plugs with pull handle 44	
Reelcraft® static discharge reel..... 44	
TFA series fill pipe adapter..... 45	
Fuel delivery tank adapters 45	
Vapor recovery tank adapters 45	
Caps 46 to 47	
Vapor caps..... 46	
Automatic pressure / vacuum relief caps 46	

Bayloc™ Dry Disconnects

Coupler x Female NPT

Engineered Fluid Transfer Couplings

Features:

- automatic closing poppet assembly
- must be used with a DBA style adapter for coupler to operate, sold separately 
- fully interchangeable with Kamvalok (OPW trademark) fittings
- maximum operating pressure at 70°F (21°C):
 - 1½" - 210 PSI
 - 2" - 150 PSI
 - 3" - 120 PSI
- aluminum fittings have stainless internals equivalent to 304 stainless

- stainless handle allows exposure to corrosive chemicals or wash down service
- heavy duty handle attachment prevents bending of crank assembly
- one piece stainless crank and link provide long service life
- EZ Boss-Lock™ cam arms, standard on all 1½" and 2" fittings, provide high security from accidental opening due to vibration or snagging
- large paddle type locking cam arms, standard on 3" fittings, allow for an easy grip
- optional coupler lock for handle to prevent unintentional opening



coupler x 1½" or 2" female NPT



coupler x 3" female NPT

Female NPT	Coupler Size	Seal Material	Maximum PSI at 70°F (21°C)	Aluminum Part #	Stainless Steel ¹ Part #
1½"	2"	Buna	210	DBC61-150	DBC71-150
2"	2½"		150	DBC61-200	DBC71-200
3"	4"		120	DBC61-300	DBC71-300
1½"	2"	FKM	210	DBC62-150	DBC72-150
2"	2½"		150	DBC62-200	DBC72-200
3"	4"		120	DBC62-300	DBC72-300
1½"	2"	PTFE Encapsulated Silicone & FFKM	210	DBC63-150	DBC73-150
2"	2½"		150	DBC63-200	DBC73-200
3"	4"		120	DBC63-300	DBC73-300
1½"	2"	EPDM	210	DBC64-150	DBC74-150
2"	2½"		150	DBC64-200	DBC74-200
3"	4"		120	DBC64-300	DBC74-300
1½"	2"	FFPM and PTFE ²	210	---	DBC76-150
2"	2½"		150	DBC66-200	DBC76-200
3"	4"		120	DBC66-300	DBC76-300
1½"	2"	PTFE Encapsulated FKM & FFKM	210	---	DBC77-150
2"	2½"		150	---	DBC77-200
3"	4"		120	---	DBC77-300
3"	4"	FKM-B	120	DBC69-300	DBC79-300

Greaseless Coupler x Female NPT



Female NPT	Coupler Size	Seal Material	Stainless Steel ¹ Part #
1½"	2"	PTFE Encapsulated FKM & FFKM	DBC77-150-GL
2"	2½"		DBC77-200-GL

¹ stainless steel corrosion resistance is equivalent to 304 stainless steel

² FFKM gasket, main seal O-ring and handle O-ring, PTFE seals on cylinder assembly, stuffing box, and seal under poppet screw

Coupler x 90° Swivel Female NPT



Female NPT	Coupler Size	Seal Material	Aluminum Part #
2"	2½"	Buna	DBS61-200
2"	2½"	FKM	DBS62-200
2"	2½"	PTFE Encapsulated Silicone & FFKM	DBS63-200

Coupler Locking Kits



Description	Aluminum Part #
for use with 1½" and 2" dry disconnect couplers	DBCL-200
for use with 3" dry disconnect couplers	DBCL-300

Note: Reference page 175 for dust plugs for couplers.

Bayloc™ Dry Disconnects

Adapter x Female NPT

Applications:

- compatible with most cam and groove style dry disconnects
- helps prevent spillage from normal or accidental disconnects
- for use in transfer of hazardous fluids

Features:

- two-piece adapter design for easy rebuilding of adapters
- fully interchangeable with Kamvalok (OPW trademark) style fittings
- for pressure ratings at other temperatures, contact Dixon®
- contact Dixon® at 877.963.4966 for chemical compatibility, size, material selection and special configurations
- spring loaded sealing device snaps closed should valve become disconnected with the poppet open

Female NPT	Adapter Size	Seal Material	Maximum PSI at 70°F (21°C)	Aluminum Part #	Stainless Steel Part #
1½"	2"	<i>Buna</i>	210	DBA11-150	DBA71-150
2"	2½"		150	DBA11-200	DBA71-200
3"	4"		120	DBA11-300	DBA71-300
1½"	2"	<i>FKM</i>	210	DBA12-150	DBA72-150
2"	2½"		150	DBA12-200	DBA72-200
3"	4"		120	DBA12-300	DBA72-300
1½"	2"	<i>PTFE Encapsulated Silicone</i>	210	DBA63-150	DBA73-150
2"	2½"		150	DBA63-200	DBA73-200
3"	4"		120	DBA63-300	DBA73-300
1½"	2"	<i>EPDM</i>	210	DBA64-150	DBA74-150
2"	2½"		150	DBA64-200	DBA74-200
3"	4"		120	DBA64-300	DBA74-300
1½"	2"	<i>FFPM</i>	210	DBA66-150	DBA76-150
2"	2½"		150	DBA66-200	DBA76-200
3"	4"		120	DBA66-300	DBA76-300
1½"	2"	<i>PTFE Encapsulated FKM</i>	210	---	DBA77-150
2"	2½"		150	---	DBA77-200
3"	4"		120	---	DBA77-300
3"	4"	<i>FKM-B</i>	120	DBA69-300	---



adapter x 1½" and 2" female NPT



adapter x 3" female NPT

Jump Size Adapter x Female NPT

Female NPT	Adapter Size	Seal Material	Maximum PSI at 70°F (21°C)	Aluminum Part #
2"	2"	<i>Buna</i>	150	DBA11-1520
2"	2"	<i>FKM</i>	150	DBA12-1520



Adapter x 150# ASA Flange

Flange Size	Adapter Size	Seal Material	Maximum PSI at 70°F (21°C)	Stainless Steel Part #
2"	2"	<i>FKM</i>	150	DBAF72-1520
		<i>PTFE Encapsulated Silicone</i>		DBAF73-1520
		<i>EPDM</i>		DBAF74-1520
		<i>FFPM</i>		DBAF76-1520
2"	2½"	<i>FKM</i>	150	DBAF72-200
		<i>PTFE Encapsulated Silicone</i>		DBAF73-200
		<i>EPDM</i>		DBAF74-200
		<i>FFPM</i>		DBAF76-200
3"	4"	<i>FKM</i>	150	DBAF72-300
		<i>PTFE Encapsulated Silicone</i>		DBAF73-300
		<i>EPDM</i>		DBAF74-300
		<i>FFPM</i>		DBAF76-300



Note: Reference page 175 for dust caps for adapters

- For flange dimensions, diagrams and additional information please reference canada.dixonvalve.com.

Bayloc™ Dry Disconnect Vapor Adapter x Female NPSM



Female NPSM	Adapter Size	Seal	Max PSI at 70°F (21°C)	Stainless Steel ¹ Part #
3"	2½"	PTFE	150	DBAV73-2030

¹ stainless steel corrosion resistance is equivalent to 304 stainless steel

Note: Reference page 175 for dust caps for adapters

Cam & Groove Actuator Style Couplers

Applications:

- suited for vapor recovery, suction pump line and other applications where it is necessary to easily drain the hose or pipe for cleaning
- can also be used when product retention in a hose or pipe is desired and damage from accidental spill from an open coupler is not a concern
- couplers work with the DBA popped adapters on page 7 in applications where automatic closure for the coupler is not desired

Materials:

- body: 316 stainless steel
- internal components: 304 stainless steel
- replacement parts are available, contact Dixon® for more information

Features:

- EZ Boss-Lock™ cam arms
- stainless steel locking lever standard
- use with standard cam and groove dust plugs sized one size larger than the dry disconnect size
- prevents spillage from normal and accidental disconnection of the connection



Female NPT	Coupler Size	Seal Material	Stainless Steel Part #
1½"	2"	<i>Buna</i>	D2C71-150
2"	2½"		D2C71-200
1½"	2"	<i>FKM</i>	D2C72-150
2"	2½"		D2C72-200
1½"	2"	<i>PTFE Encapsulated Silicone</i>	D2C73-150
2"	2½"		D2C73-200
1½"	2"	<i>EPDM</i>	D2C74-150
2"	2½"		D2C74-200
1½"	2"	<i>PTFE Encapsulated FKM</i>	D2C77-150
2"	2½"		D2C77-200
1½"	2"	<i>FKM-B</i>	D2C79-150
2"	2½"		D2C79-200

Bayonet Style Dry Disconnects

Application:

- for the spill-less transfer of petroleum products such as fuel oil, lube oil blending and tank truck delivery

Features:

- ensures a spill free connection, fluid cannot flow until couplings are connected together and valve is opened; coupling can then not be disconnected until the valve handle is closed
- swivels have a standard ZERK fittings
- maximum operating pressure: **85 PSI @ 70°F (21°C)**, for pressure ratings at other temperatures contact Dixon®
- replacement parts available, contact Dixon® for more information

90° Swivel Coupler x Female NPT

Size	Seal Material	Anodized Hard Coat Aluminum Part #
2"	Buna	BS61-200
2"	FKM	BS62-200
3"	Buna	BS61-300
3"	FKM	BS62-300



Straight Coupler x Female NPT

Size	Seal Material	Anodized Hard Coat Aluminum Part #
2"	Buna	BC61-200
2"	FKM	BC62-200



Straight Swivel Coupler x Female NPT

Size	Seal Material	Anodized Hard Coat Aluminum Part #
2"	Buna	BSS61-200
2"	FKM	BSS62-200
3"	Buna	BSS61-300
3"	FKM	BSS62-300



Dust Plugs

Size	Rubber with Stainless Steel Chain Part #
2"	BCP-200
3"	BCP-300



Adapter x Female NPT

Size	Seal Material	Stainless Steel Part #	Brass Part #	Aluminum Part #
2"	Buna	BA31-200	---	---
2"	FKM	BA32-200	---	---
3"	Buna	---	BA31-300	BA61-300
3"	FKM	---	BA32-300	BA62-300



Dust Caps

Size	Rubber with Stainless Steel Chain Part #
2"	BAC-200
3"	BAC-300



MannTek Dry Disconnect Couplings

Applications:

- used by producers of ink, adhesives, fatty acids, pharmaceuticals, liquid soaps, petroleum, chemicals, agricultural and a wide variety of common caustic and specialty acids
- designed for the quick and spill free connection and disconnection of hoses and pipelines

Features:

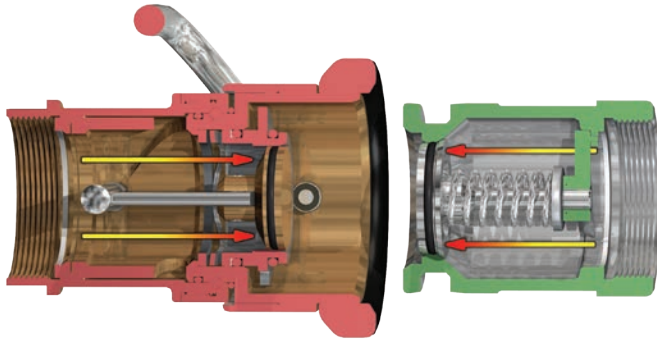
- easy to handle - push and turn - free flow, turn and pull - closed
- time saving - no need to drain hoses or pipe systems
- economical - no loss or spillage of liquids at connection or disconnection
- safety - the valve cannot be opened until the unit is coupled
- environmental friendly - accidental spillage eliminated when proper used
- safe and reliable - due to rugged construction
- product life - uncomplicated design and high quality materials ensures long product life
- selectivity - To avoid product contamination, selective versions of the couplers and adapters are available. Contact Dixon® for further information.
- produced according to NATO standard STANAG 3756 and ATOFINA SGM 2049.TUY.C.
- working pressure at ambient temperature **70°F (21°C)**:
 - aluminum: **230 PSI**, up to 4"
 - brass/ gunmetal ¹: **230 PSI**, up to 4"
 - stainless steel: **360 PSI**
- standard seal supplied: FKM
- optional seals:
 - EPDM
 - NBR - nitrile
 - Kalrez®
 - Chemraz®
- seal kits are available
- interchanges with Avery Hardoll and Todo-matic®

¹ produced to US government bronze specification G

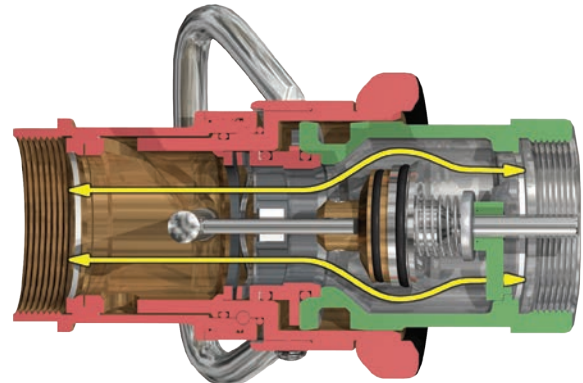


How it Works

The principle of operation is identical for all sizes of couplings.

**Closed:**

- Turn and pull
it's released - no spillage

**Open:**

- Push and turn
it's coupled - full flow

MannTek Dry Disconnect Couplers - Hose Unit

Features:

- coupler has built-in swivel
- stainless steel ball bearings
- stainless steel shaft journal embedded in PTFE to eliminate seizure
- riveted piston pin to minimize the risk for failure under extreme pressure conditions
- the protective ring is a specially formulated, weather resistant and electrically conductive rubber compound
- all wetted parts are stainless steel
- stainless steel couplers: rollers are Hastelloy C276 on the stainless steel shaft
- aluminum and brass couplers: rollers are aluminum-bronze on the stainless steel shaft
- composite (Polyeten PE-HD 300) plugs provide good protection against corrosion and withstand hot and cold environments

Coupler x Female NPT



Female NPT	Body Size	316 Stainless Steel Part #	Aluminum Part #	Brass / Gunmetal ¹ Part #
3/4"	56 mm	<i>DDC075SS</i>	<i>DDC075AL</i>	<i>DDC075BR</i>
1"	56 mm	<i>DDC100SS</i>	<i>DDC100AL</i>	<i>DDC100BR</i>
1 1/2"	70 mm	<i>DDC150SS</i>	<i>DDC150AL</i>	<i>DDC150BR</i>
2"	70 mm	<i>DDC200SS</i>	<i>DDC200AL</i> ²	<i>DDC200BR</i> ²
3"	105 mm	<i>DDC300SS105</i>	<i>DDC300AL105</i>	<i>DDC300GM105</i>
3"	119 mm	<i>DDC300SS</i>	<i>DDC300AL</i>	<i>DDC300GM</i>
4"	164 mm	<i>DDC400SS</i>	<i>DDC400AL</i>	<i>DDC400GM</i>
6"	238 mm	<i>DDC600SS</i>	<i>DDC600AL</i>	---

¹ produced to US government bronze specification G

² standard with single handle

Coupler x 150# ASA Flange

150# Flange	Body Size	316 Stainless Steel Part #
2"	70 mm	<i>DDC200SSFL</i>
3"	119 mm	<i>DDC300SSFL</i>
4"	164 mm	<i>DDC400SSFL</i>
6"	238 mm	<i>DDC600SSFL</i>
8"	272 mm	<i>DDC800SSFL</i>



• For flange dimensions, diagrams and additional information please reference canada.dixonvalve.com.

Coupler x TTMA Flange

TTMA Flange	Body Size	Aluminum Part #
4"	164 mm	<i>DDC400AL164TTMA</i>



• For flange dimensions, diagrams and additional information please reference canada.dixonvalve.com.

Dust Plugs

Size	Body Size	Polyeten PE-HD 300 Part #
3/4" and 1"	56 mm	<i>DDDP075</i>
1 1/2" and 2"	70 mm	<i>DDDP150</i>
3"	105 mm	<i>DDDP300105</i>
3"	119 mm	<i>DDDP300</i>
4"	164 mm	<i>DDDP400</i>
6"	238 mm	<i>DDDP600</i> ¹



¹ aluminum

MannTek Dry Disconnect Adapters - Tank Unit

Application:

- usually installed on the tank or manifold

Features:

- conical valve seat reduces the risk for piston blow out
- PTFE bearing between piston shaft and guide eliminates risk of seizure
- aluminum adapter: aluminum poppet, stainless steel internal parts
- stainless steel adapter: stainless steel poppet, stainless steel internal parts
- brass / gunmetal ¹ adapter: brass poppet, brass and stainless steel internal parts
- composite (Polyeten PE-HD 300) cap to provide good protection in harsh environments
- FKM (FPM) gaskets standard on polyeten caps

Adapter x Female NPT

Female NPT	Body Size	316 Stainless Steel Part #	Aluminum Part #	Brass / Gunmetal ¹ Part #
¾"	56 mm	DDA075SS	DDA075AL	DDA075BR
1"	56 mm	DDA100SS	DDA100AL	DDA100BR
1½"	70 mm	DDA150SS	DDA150AL	DDA150BR
2"	70 mm	DDA200SS	DDA200AL	DDA200BR
3"	105 mm	DDA300SS105	DDA300AL 105	DDA300GM105
3"	119 mm	DDA300SS	DDA300AL	DDA300GM
4"	164 mm	DDA400SS	DDA400AL	DDA400GM
6"	238 mm	DDA600SS	DDA600AL	---

**Adapter x 150# ASA Flange**

150# Flange	Body Size	316 Stainless Steel Part #	Aluminum Part #	Brass / Gunmetal ¹ Part #
¾"	56 mm	DDA075SSFL	---	---
1"	56 mm	DDA100SSFL	DDA100ALFL	DDA100BRFL
1½"	70 mm	DDA150SSFL	DDA150ALFL	DDA150BRFL
2"	70 mm	DDA200SSFL	DDA200ALFL	DDA200BRFL
3"	105 mm	DDA300SS105FL	DDA300AL 105FL	DDA300GM105FL
3"	119 mm	DDA300SSFL	DDA300ALFL	DDA300GMFL
4"	164 mm	DDA400SSFL	DDA400ALFL	DDA400GMFL
6"	238 mm	DDA600SSFL	DDA600ALFL	---
8"	272 mm	DDA800SSFL	---	---



¹ produced to US government bronze specification G

- For flange dimensions, diagrams and additional information please reference canada.dixonvalve.com.

Adapter x TTMA Flange

TTMA Flange	Body Size	Aluminum Part #
3"	105 mm	DDA300AL105TTMA
3"	119 mm	DDA300AL119TTMA
4"	164 mm	DDA400AL164TTMA

- For flange dimensions, diagrams and additional information please reference canada.dixonvalve.com.

Adapter Weather Protector with Clamp

Size	Black Neoprene Part #
2"	PCDVCHSS36

NEW**Dust Caps**

Size	Body Size	Polyeten PE-HD 300 Part #
¾" and 1"	56 mm	DDDC075
1½" and 2"	70 mm	DDDC150
3"	105 mm	DDDC300105
3"	119 mm	DDDC300
4"	164 mm	DDDC400
6"	238 mm	DDDC600 ¹

¹ 6" dust cap is aluminum

Note: Reference page 14 for rubber dust caps.

MannTek Dry Disconnects for Steam Service

Applications:

- designed to fit hoses carrying steam used in chemical (heating), pharmaceutical (disinfection and sterilization) and at loading bays

Features:

- coupling housing and all inner parts: stainless steel
- EPDM 291 seal
- unintentional separation is eliminated preventing accidents and avoiding unintended down time
- performance unaffected by surface rust
- lockable versions are available on 1½" and 2", contact Dixon®
- couplers supplied with double handles
- **150 PSI at 350°F (177°C)**

Coupler x Female NPT

Female NPT	Body Size	316 Stainless Steel Part #
¾"	56 mm	DDSC075SS
1"	56 mm	DDSC100SS
1½"	70 mm	DDSC150SS
2"	70 mm	DDSC200SS



Adapter x Female NPT

Female NPT	Body Size	316 Stainless Steel Part #
¾"	56 mm	DDSA075SS
1"	56 mm	DDSA100SS
1½"	70 mm	DDSA150SS
2"	70 mm	DDSA200SS



MannTek Dry Gas Couplings

Applications:

- primary application is in the handling of LPG - Propane and Butane
- designed for loading and discharge of bobtails or intermediate bulk delivery trucks to and from rail cars

Features:

- reliable, easy to maintain
- can be coupled to a tank unit with pressures up to **225 PSI** at ambient temperature **70°F (21°C)**, if pressure is higher, equip couplings with pressure relief valves.
- minimizes the risk of cold burns, spillage, product loss and health risks and keeps the environment free of hazardous vapors and liquids
- compatible with existing dry disconnect couplings
- stainless steel and brass / gunmetal (*produced to US government bronze specification G*)
- FKM (FPM) seals
- working pressure: **360 PSI** at ambient temperature **70°F (21°C)**
- composite (Polyeten PE-HD 300) plug provides good protection in harsh environments
- for pressure relief options contact Dixon®

**Coupler x Female NPT**

Female NPT	Body Size	316 Stainless Steel Part #
1"	56 mm	DGC100SS
2"	71 mm	DGC200SS
3"	119 mm	DGC300SS

**Dust Plug for Couplers**

Size	Body Size	Polyeten PE-HD 300 Part #
1"	56 mm	DGDP100
2"	71 mm	DGDP200
3"	119 mm	DGDP300

**Adapter x Female NPT**

Female NPT	Body Size	316 Stainless Steel Part #
1"	56 mm	DGA100SS
2"	71 mm	DGA200SS
3"	119 mm	DGA300SS

**Adapter x Female ACME**

Female ACME	Body Size	316 Stainless Steel Part #
1¾"	56 mm	DGA100SS175
3¼"	71 mm	DGA200SS325

**Adapter-Tank Unit x 150# ASA Flange**

150# Flange	Body Size	316 Stainless Steel Part #
1"	56 mm	DGA100SSFL
2"	71 mm	DGA200SSFL
3"	119 mm	DGA300SSFL

- For flange dimensions, diagrams and additional information please reference canada.dixonvalve.com.

**Dust Cap for Adapters**


Size	Body Size	Material	Part #
1"	56 mm	<i>polyeten PE-HD300</i>	DGDC100
2"	71 mm	<i>rubber</i>	DGDC200
3"	119 mm	<i>rubber</i>	DGDC300

MannTek Dry Aviation Couplers - Hose Unit

Application:

- designed for use in aviation refueling systems

Features:

- working pressure: **150 PSI** at ambient temperature **70°F (21°C)**
- composite (Polyeten PE-HD 300) plug provides good protection in harsh environments
- accepts international standard 2½" point bayonet, hose end refueling nozzles according to: ISO45 / MS24484 / STANAG 3105 / British Aerospace Spec. 2C14, **they are not configured for under-wing refueling** 
- gunmetal coupling ring minimizes the risk of seizure
- riveted piston pin minimizes risk of failure under extreme pressure conditions
- protective ring is a specially formulated, weather resistant and electrically conductive rubber compound

Materials:

- body: high strength aluminum
- coupling ring: gunmetal (*produced to U.S. government bronze specification G*)
- bayonet flange and inner parts: stainless steel, aluminum
- all wetted parts are aluminum and stainless steel
- stainless steel ball bearings
- stainless steel shaft journal embedded in PTFE eliminates seizure
- PTFE bearings between the driving plate and piston guide eliminate the risk of seizure

Coupler x Female NPT

Female NPT	Body Size	Aluminum Part #
2½"	ISO 45	DAC250AL
3"	ISO 45	DAC300AL

Coupler x Female BSP

Female BSP	Body Size	Aluminum Part #
2½"	ISO 45	DAC250ALBSP
3"	ISO 45	DAC300ALBSP



Dust Plug for Couplers

Size	Body Size	Polyeten PE-HD300 Part #
2½"	ISO 45	DADP250



MannTek Dry Aviation Adapters - Tank Unit


Application:


- designed for use in aviation refueling systems

Materials:

- body: high strength aluminum
- coupling ring: gunmetal
- bayonet flange and inner parts: stainless steel, aluminum
- all wetted parts: aluminum and stainless steel

Features:

- working pressure: **150 PSI** at ambient temperature **70°F (21°C)**
- composite (Polyeten PE-HD 300) cap provides good protection in harsh environments
- accepts international standard 2½" point bayonet hose end refueling nozzles according to: ISO45 / MS24484 / STANAG 3105 / British Aerospace Spec. 2C14, **not configured for under-wing refueling** 
- gunmetal coupling ring minimizes the risk of seizure
- PTFE bearings between the piston shaft and the piston guide eliminate the risk of seizure
- conical valve seat eliminates the risk of piston blow out when extreme pressure is used

Adapter x Female NPT

Size	Body Size	Aluminum Part #
2½"	ISO 45	DAA250AL
3"	ISO 45	DAA300AL

Adapter x 150# ASA Flange

150# Flange	Body Size	Aluminum Part #
2½"	ISO 45	DAA250ALFL
3"	ISO 45	DAA300ALFL

- For flange dimensions, diagrams and additional information please reference canada.dixonvalve.com.

Dust Cap for Adapters

Size	Body Size	Polyeten PE-HD 300 Part #
2½"	ISO 45	DADC250

MannTek Safety Break-away Couplings - Marine Version

Application:

- typically for ship-to-offshore platform and ship-to-ship product transfer operations

Features:

- **designed to be installed within a hose string where the coupling will have a length of hose attached to both sides**
- minimizes spillage and damage associated with pull-away incidents
- coupling automatically senses excessive load, closes the valves and disconnects, release is executed when force causes bolts to break
- working pressure: **360 PSI** at ambient temperature **70°F (21°C)**
- FKM (FPM) O-rings, additional seal materials are available
- optional non-closure design available, contact Dixon®



Female NPT x Female NPT

Size	DN Size	316 Stainless Steel Part #
2"	50	MSBC200SS
3"	80	MSBC300SS
4"	100	MSBC400SS
5"	125	MSBC500SS
6"	150	MSBC600SS NEW



Male NPT x Male NPT

Size	DN Size	316 Stainless Steel Part #
2"	50	MSBC200SSMNPT
3"	80	MSBC300SSMNPT
4"	100	MSBC400SSMNPT
5"	125	MSBC500SSMNPT
6"	150	MSBC600SSMNPT



150# Flange x 150 Flange


Size	DN Size	316 Stainless Steel Part #
2"	50	MSBC200SSFL
3"	80	MSBC300SSFL
4"	100	MSBC400SSFL
5"	125	MSBC500SSFL
6"	150	MSBC600SSFL
8"	200	MSBC800SSFL



- For flange dimensions, diagrams and additional information please reference canada.dixonvalve.com.


How it Works

Safety break-away couplings have three external break bolts. In the case of axial tension all of the bolts take up the force corresponding to the break force on the hose with a safety margin. Non-axial forces concentrate the tension forces more strongly on one bolt, so that the safety break-away coupling reacts in a natural way to the reduction of the hose break forces.



BEFORE emergency disconnect

The safety break-away valve consists of two halves, each with a valve that has a O-ring seal.



AFTER emergency disconnect

When the safety break-away couplings separate, it allows the valves to close. The two valves close rapidly, minimizing exposure to personnel and the environment.

MannTek Safety Break-away Couplings - Industrial Version

Application:

- loading rack, bulk loading / unloading, road tankers and rail tankers



Features:

- designed to be installed between a fixed point (pipe, pump, manifold) and a hose
- minimizes spillage and damage associated with pull-away incidents
- coupling automatically senses excessive load, closes valves and disconnects, release is executed when force causes bolts to break
- high flow rate / low pressure drop
- working pressure: stainless steel **360 PSI** and aluminum **230 PSI** at ambient temperature **70°F (21°C)**
- FKM (FPM) seal standard, additional seal materials are available
- optional non-closure design available, contact Dixon®

Female NPT x Female NPT



Size	DN Size	316 Stainless Steel Part #	Aluminum Part #
1"	25	SBC100SS	SBC100AL
2"	50	SBC200SS	SBC200AL
3"	80	SBC300SS	SBC300AL
4"	100	SBC400SS	SBC400AL
5"	125	SBC500SS	SBC500AL
6"	150	SBC600SS	SBC600AL

Male NPT x Male NPT



Size	DN Size	316 Stainless Steel Part #	Aluminum Part #
2"	50	SBC200SSMNPT	SBC200ALMNPT
3"	80	SBC300SSMNPT	SBC300ALMNPT
4"	100	SBC400SSMNPT	SBC400ALMNPT
5"	125	SBC500SSMNPT	SBC500ALMNPT
6"	150	SBC600SSMNPT	SBC600ALMNPT

150# Flange x 150# Flange



Size	DN Size	316 Stainless Steel Part #	Aluminum Part #
1"	25	SBC100SSFL	---
2"	50	SBC200SSFL	SBC200ALFL
3"	80	SBC300SSFL	SBC300ALFL
4"	100	SBC400SSFL	SBC400ALFL
5"	125	SBC500SSFL	SBC500ALFL
6"	150	SBC600SSFL	SBC600ALFL
8"	200	SBC800SSFL	---

- For flange dimensions, diagrams and additional information please reference canada.dixonvalve.com.

TTMA Flanged Breakaway Coupling

Features:

- minimizes spillage and damage associated with drive away and pull away incidents
- installs between an API coupler and loading arm
- coupling automatically senses excessive load, closes the valves and disconnects, release is executed when force causes the bolts to break
- high flow rate / low pressure drop
- **150 PSI** at ambient temperature **70°F (21°C)**
- FKM/FPM is standard seal



Size	Aluminum Part #
4"	SBC400ALTTMA

- For flange dimensions, diagrams and additional information please reference canada.dixonvalve.com.

FloMAX Diesel Fueling System

Application:

- designed for on-site refueling of construction, mining, forestry and agricultural equipment

Diesel Fuel Nozzles

Features:

- 1½" female NPT
- tested to 180 gallons per minute
- integrated high flow swivel and sealing plug
- plug/bumper assembly gives complete nose seal
- investment cast aluminum housing
- anodized aluminum non-wear parts
- stainless steel wear components
- Delron® bushings eliminate metal-to-metal wear
- interchanges with Caterpillar® and Wiggins systems



Description	Part #
dog latch mechanism with sealing plug	FN600
ball lock with sealing plug	FN600BL
sealing plug for FN600	FN600B-PLUG
sealing plug for FN600BL	FN600B

One-Piece Diesel Fuel Receivers

Features:

- 2" male NPT
- O-ring sealed aluminum cap
- cap has set screw attached vinyl coated cable lanyard

Description	Material	Part #
one-piece receiver without cap	<i>nickel-plated steel</i>	FRS
one-piece receiver with cap	<i>nickel-plated steel</i>	FRS-C
one-piece receiver without cap	<i>anodized aluminum</i>	FRA
one-piece receiver with cap	<i>anodized aluminum</i>	FRA-C
cap for receiver	<i>anodized aluminum</i>	FR-CAP



Two-Piece Diesel Fuel Receivers

Features:

- 2" male NPT
- O-ring sealed aluminum cap
- cap has set screw attached vinyl coated cable lanyard

Description	Part #
two-piece receiver with removable stainless sleeve, without cap	FR-RS
two-piece receiver with removable stainless sleeve with cap	FR-RS-C
removable sleeve replacement for two-piece receiver	FR-RS-R
cap for receiver	FR-CAP



FloMAX Diesel Fueling System

Non-Interchange Diesel Fuel Nozzle

**Application:**

- used in biodiesel fueling

Features:

- 1½" female NPT
- design prevents fuel contamination
- connects to the non-interchange receiver only
- ball lock design

Description	Part #
ball lock fuel nozzle	FN600BL-NI

Non-Interchange Diesel Fuel Receiver

**Application:**

- used in biodiesel fueling

Features:

- design prevents fuel contamination
- connects to the non-interchange nozzle only
- ball lock design

Description	Anodized Aluminum Part #
one-piece receiver with cap	FRA-NI-C

2" High Volume Diesel Fueling System

Features:

- capable of flowing over 400 GPM
- 2" female NPT
- stainless steel ball lock design
- removable pull back assembly

Materials:

- housing: aluminum
- non-wear parts: anodized aluminum
- internal wear components: stainless steel
- bushings: Delron®

Diesel Fuel Nozzles



Description	Part #
2" fuel nozzle	FX1500¹
2" fuel nozzle - with plug	FX1500P¹
2" fuel nozzle - with swivel	FX1500S¹
2" fuel nozzle - with swivel, with plug	FX1500SP¹
2" sealing plug for nozzle	FX1500PLUG

¹ must be used with high flow fuel vents found on page 21

Diesel Fuel Receivers




Description	Part #
2" diesel fuel receiver	FRX
2" fuel receiver with cap	FRX-C
2" cap for receiver	FRXCAP

Diesel Fuel Gravity Fill Receivers

Feature:

- used with the FN600 or FN600BL to convert to gravity fueling

Size	Description	Part #
1 3/8"	straight	GFR-0
1 3/8"	45°	GFR-45
1 3/8"	90°	GFR-90
1"	straight	GFR1-0
1"	45°	GFR1-45
1"	90°	GFR1-90



Engineered Fluid Transfer Couplings

Fuel Vents

Features:

- 2" male NPT
- billet cap provides superior impact resistance
- easily serviced all metal construction
- rigid ball cage for positive seal
- available with: threaded outlet, half coupling and anti-vandalism mounting

Description	Part #
vent with 5" tube	VT
vent with 7" tube	VT7
vent with 9" tube	VT9
vent with 5" tube and threaded outlet	VTT



High Flow Fuel Vents

Feature:

- 7" tubes are available, contact Dixon® for more information

Description	Part #
high flow fuel vent with 5" tube	VTX
high flow fuel vent with 9" tube	VTX-9



Diesel Fuel Swivels

Features:

- stainless steel male threaded base and ball bearings
- hard black anodized female threaded nut
- fluorosilicone sealing O-rings

Thread Size	Description	Part #
1 1/2" male NPT x 1 1/2" female NPT	standard	FNS
2" male NPT x 1 1/2" female NPT	standard	FNS2
1 1/2" female NPT x 1 1/2" female NPT	double	FNSID
1 1/2" male NPS x 1 1/2" female NPT	standard	FN600S¹

¹ used with FN600 or FN600BL



Service Box

Features:

- Designed to enclose receivers for diesel fuel, hydraulic oil, transmission fluid and coolant reducing contamination and weather related problems.
- normally installed on heavy duty earth mover equipment and drill rigs
- 12 gauge steel construction with heavy duty hinges
- painted with Imron® Primer

Part #
FSB



receivers sold separately

Standard Series Connectors

Features:

- standard series connectors consist of four color-coded mating connectors
- all-metal construction with stainless steel wear components and anodized aircraft grade aluminum non-wear components
- easily recognizable labeling
- fully compatible and interchangeable with industry standards

Engine Oil Nozzles**Features:**

- **bright red**
- universally fits both R-series and Standard series crankcase receivers
- incorporates 10 locking balls with a 40% deeper engagement
- resistant to clogging with a greater ease of cleaning
- smooth actuation
- larger diameter pullback lanyard



Male Thread	Description	Anodized Aluminum Part #
3/4" NPT	engine nozzle ball lock	ENBL
3/4" NPT	engine nozzle ball lock with plug	ENBL-P
---	engine nozzle plug	ENBL-PLUG

Engine Oil Receivers

ERS-C



ERJ-C

Male Thread	Description	Anodized Aluminum Part #
3/4" NPT	engine receiver	ERS
3/4" NPT	engine receiver with cap	ERS-C
---	engine receiver cap	ERS-CAP
3/4" JIC	engine receiver with JIC bulkhead base	ERJ
3/4" JIC	engine receiver with JIC bulkhead base and cap	ERJ-C

Coolant Fluid Nozzles**Features:**

- **bright teal**
- standard roll-pin locking mechanism
- ergonomically engineered pullbacks and caps



Male Thread	Description	Anodized Aluminum Part #
1/2" NPT	coolant nozzle ball lock	CN
1/2" NPT	coolant nozzle ball lock with plug	CN-P
---	coolant nozzle plug	CN-PLUG

Coolant Fluid Receivers

Male Thread	Description	Anodized Aluminum Part #
1/2" NPT	coolant receiver	CR-S
1/2" NPT	coolant receiver with cap	CR-C
---	coolant receiver cap	CR-CAP

Standard Series Connectors

Hydraulic Oil Nozzles

Features:

- bright gold
- 10 steel dog latching mechanism
- ergonomically engineered pullbacks and caps

Female Thread	Description	Anodized Aluminum Part #
3/4" NPT	hydraulic nozzle	HN
3/4" NPT	hydraulic nozzle with plug	HN-P
---	hydraulic nozzle plug	HN-PLUG



Hydraulic Oil Receivers

Male Thread	Description	Anodized Aluminum Part #
3/4" NPT	hydraulic receiver	HR
3/4" NPT	hydraulic receiver with cap	HR-C
---	hydraulic receiver cap	HR-CAP



Transmission Fluid Nozzles

Features:

- bright violet
- 6 steel dog latching mechanism
- ergonomically engineered pullbacks and caps

Male Thread	Description	Anodized Aluminum Part #
1/2" NPT	transmission nozzle	TN
1/2" NPT	transmission nozzle with plug	TN-P
---	transmission nozzle plug	TN-PLUG



Transmission Fluid Receivers

Female Thread	Description	Anodized Aluminum Part #
3/8" NPT	transmission receiver	TR
3/8" NPT	transmission receiver with cap	TR-C
---	transmission receiver cap	TR-CAP



R Series Connectors

Features:

- fully compatible and interchangeable with industry standards
- all-metal construction using anodized aircraft grade aluminum non-wear components
- standard roll-pin locking mechanism
- ergonomically engineered pullbacks and caps

Engine Oil Nozzles

Feature:

- bright red



Female Thread	Description	Anodized Aluminum Part #
3/4" NPT	R-series engine nozzle	R-EN
3/4" NPT	R-series engine nozzle with plug	R-EN-P
---	R-series engine nozzle plug	R-EN-PLUG

Engine Oil Receivers



Male Thread	Female Thread	Description	Anodized Aluminum Part #
1.625-12 UN-2A	1.312-12 UN-2B	R-series engine receiver	R-ER
1.625-12 UN-2A	1.312-12 UN-2B	R-series engine receiver with cap	R-ER-C
---	---	R-series engine receiver cap	R-ER-CAP

Coolant Fluid Nozzles

Feature:

- bright teal



Female Thread	Description	Anodized Aluminum Part #
1/2" NPT	R-series coolant nozzle	R-CN
1/2" NPT	R-series coolant nozzle with plug	R-CN-P
---	R-series coolant nozzle plug	R-CN-PLUG

Coolant Fluid Receivers



Male Thread	Female Thread	Description	Anodized Aluminum Part #
1.187-12 UN-2A	.875-14 UN-2B	R-series coolant receiver	R-CR
1.187-12 UN-2A	.875-14 UN-2B	R-series coolant receiver with cap	R-CR-C
---	---	R-series coolant receiver cap	R-CR-CAP


R Series Connectors

Hydraulic Oil Nozzles

Feature:


- bright gold

Female Thread	Description	Anodized Aluminum Part #
1" NPT	R-series hydraulic nozzle	R-HN
1" NPT	R-series hydraulic nozzle with plug	R-HN-P
---	R-series hydraulic nozzle plug	R-HN-PLUG



Hydraulic Oil Receivers

Male Thread	Female Thread	Description	Anodized Aluminum Part #
1.875-12 UN-2A	1.625-12 UN-2B	R-series hydraulic receiver	R-HR
1.875-12 UN-2A	1.625-12 UN-2B	R-series hydraulic receiver with cap	R-HR-C
---	---	R-series hydraulic receiver cap	R-HR-CAP



Transmission Fluid Nozzles

Feature:

- bright violet

Female Thread	Description	Anodized Aluminum Part #
3/4" NPT	R-series transmission nozzle	R-TN
3/4" NPT	R-series transmission nozzle with plug	R-TN-P
---	R-series transmission nozzle plug	R-TN-PLUG



Transmission Fluid Receivers

Male Thread	Female Thread	Description	Anodized Aluminum Part #
1.312-12 UN-2A	1.062-12 UN-2B	R-series transmission receiver	R-TR
1.312-12 UN-2A	1.062-12 UN-2B	R-series transmission receiver, cap	R-TR-C
---	---	R-series transmission receiver cap	R-TR-CAP



High Flow 3/4" Series Connectors

Features:

- 6 nozzle and receiver sets color coded for quick identification of mating parts; each color nozzle and receiver only couples with matching color component providing complete protection against cross contamination
- maximum flow rate: 50 GPM at 40 PSI
- working pressure rating: **200 PSI**

Nozzles

Male Thread	Description	Anodized Aluminum Part #
3/4" NPT	red nozzle with plug	ENBL-P
	gold nozzle with plug	ENBL-P2
	teal nozzle with plug	ENBL-P3
	violet nozzle with plug	ENBL-P4
	navy nozzle with plug	ENBL-P5
	copper nozzle with plug	ENBL-P6

Receivers

Male Thread	Description	Anodized Aluminum Part #
3/4" NPT	red receiver with cap	ERS-C
	gold receiver with cap	ERS-C2
	teal receiver with cap	ERS-C3
	violet receiver with cap	ERS-C4
	navy receiver with cap	ERS-C5
	copper receiver with cap	ERS-C6

- ERS series is available with JIC bulkhead base, substitute 'J' for 'S', example: ERJ-C2

High Flow 1" Series Connectors

Features:

- 7 color coded nozzle and receiver sets for quick identification of mating parts; nozzle and receiver only couple with matching color component providing complete protection against cross contamination
- nozzle/receiver combination has a flow area equivalent to a 1" schedule 80 pipe
- working pressure: **500 PSI** with burst pressure: **1500 PSI**
- all wear parts are stainless steel; all non-wear parts are colored anodized aircraft grade aluminum
- standard nozzle mounting: 1" female NPT; receiver: 1" male NPT
- nozzle incorporates a ball lock mechanism ensuring smooth and reliable operation
- length: nozzle 3.90" (99 mm), receiver 3.44" (87 mm)
- nozzle and receiver coupled length: 5.44" (138 mm)
- diameter: 2.50" (64 mm)
- hex size: 2" (51 mm)

Nozzles

Female NPT	Description	Anodized Aluminum Part #
1"	red nozzle with plug	HFN-P1
	gold nozzle with plug	HFN-P2
	teal nozzle with plug	HFN-P3
	violet nozzle with plug	HFN-P4
	navy nozzle with plug	HFN-P5
	copper nozzle with plug	HFN-P6
	blue/gray nozzle with plug	HFN-P7

Receivers

Male NPT	Description	Anodized Aluminum Part #
1"	red receiver with cap	HFR-C1
	gold receiver with cap	HFR-C2
	teal receiver with cap	HFR-C3
	violet receiver with cap	HFR-C4
	navy receiver with cap	HFR-C5
	copper receiver with cap	HFR-C6
	blue/gray receiver with cap	HFR-C7

FloMAX Part Number Cross Reference

Standard Series Connectors

Dixon® Part #	Caterpillar® Part #	Wiggins Part #
Engine Oil Nozzles		
ENBL	9S9273	OS2
ENBL-P	---	OSP2
ENBL-PLUG	9S9274	OP-12
ERJ	---	ON6
Engine Oil Receivers		
ERS	9S9271	ON2
ERS-C	---	ONC2A
ERS-CAP	9S9272	O3B12P
Coolant Fluid Nozzles		
CN	108-5455	EC280B8
CN-P	---	---
CN-PLUG	108-5456	1209-8
Coolant Fluid Receivers		
CR-S	IQ5459	EC285A8
CR-C	---	---
CR-CAP	5P3587	1208-8
Hydraulic Oil Nozzles		
HN	108-5433	6000B12
HN-P	---	---
HN-PLUG	---	6009-12
Hydraulic Oil Receivers		
HR	108-5454	6005A12
HR-C	---	---
HR-CAP	IQ-5468	6008-12
Transmission Fluid Nozzles		
TN	126-7538	C-1807
TN-P	---	---
TN-PLUG	---	P-1844
Transmission Fluid Receivers		
TR	108-5456	P-1804
TR-C	---	---
TR-CAP	SP3587	P-1880

R Series Connectors

Dixon® Part #	Caterpillar® Part #	Wiggins Part #
Engine Oil Nozzles		
R-EN	---	R15
R-EN-P	---	---
R-EN-PLUG	---	R1507
Engine Oil Receivers		
R-ER	---	R16
R-ER-C	---	---
R-ER-CAP	---	R1605
Coolant Fluid Nozzles		
R-CN	---	R11
R-CN-P	---	---
R-CN-PLUG	---	R1107
Coolant Fluid Receivers		
R-CR	---	R12
R-CR-C	---	---
R-CR-CAP	---	R1205
Hydraulic Oil Nozzles		
R-HN	---	R17
R-HN-P	---	---
R-HN-PLUG	---	R1707
Hydraulic Oil Receivers		
R-HR	---	R18
R-HR-C	---	---
R-HR-CAP	---	R1805
Transmission Fluid Nozzles		
R-TN	---	R13
R-TN-P	---	---
R-TN-PLUG	---	R1307
Transmission Fluid Receivers		
R-TR	---	R14
R-TR-C	---	---
R-TR-CAP	---	R1405

Diesel Fueling System

Dixon® Part #	Caterpillar® Part #	Wiggins Part #
Nozzles		
FN600	---	ZZF150
FN600BL	---	ZZ9A1
FN600B-PLUG	---	---
Receivers		
FRS	2G9000	ZN2A
FRS-C	---	ZNC2A
FRA	---	ZN2A
FRA-C	---	ZNC2A
FR-CAP	0D0630	ZC20P
FR2	9D0630	---
FR2-C	---	---
FR2-R	---	---
GFR-0	---	ZN6A
GFR-45	---	---
GFR-90	---	ZN6B
GFR1-0	---	ZN6B
GFR1-45	---	---
GFR1-90	---	ZN6B
FNS	---	ZS9
FNS2	---	---
FN600S	---	---
BFN	---	ZS5
BH-F	---	---
FNS10	---	---
FR-SOCKET	---	---
BH-W	---	---

Fuel Vent Series

Dixon® Part #	Caterpillar® Part #	Wiggins Part #
VT	6G7803	ZV10
VT7	---	ZV10F
VT9	---	ZV10
VTT	5V6106	ZV10C
VT-C	---	ZV10A
VT-A-7	9G01965	ZV11
VT-A-9	4T1314	ZV11A

API Couplers

Features:

- completely modular coupler can be built with various face seal combinations to be compatible with different alternative fuel / performance levels and applications
- 4" TTMA inlet mounting flange
- 5 cam design for easy alignment and tight connection
- ball-end handle for easy, comfortable operation
- no special tools needed for maintenance
- shaft seals can be changed without removing coupler from loading arm
- link, shaft, pin and crank: hardened 17-4PH stainless steel
- cam: stainless steel
- weight: 20 lbs.
- 5300, 5300B, 5300BC, 5300BCL: maximum working pressure **150 PSI**
- 5300G: maximum working pressure **100 PSI**
- 5400: maximum working pressure **75 PSI**
- peak surge pressure: **350 PSI**
- maximum flow rate: 600 GPM, (2271 LPM)
- pressure drop: **3 to 4 PSI**
- seal color code: FKM - brown dot; FKM B - yellow dot, FKM GFLT - green dot
- replacement parts are available, contact Dixon®



API Couplers with Bonded Nose Seal

Seal Material	Operating Temperature	Part #
<i>Buna</i>	-20°F to 250°F (-29°C to 121°C)	5300
<i>FKM-B</i>	-10°F to 400°F (-23°C to 204°C)	5300B
<i>FKM-GFLT</i>	-20°F to 400°F (-29°C to 204°C)	5300G
<i>FKM-B with stainless wave spring</i>	-10°F to 400°F (-23°C to 204°C)	5300BC¹
<i>FKM-B with stainless wave spring</i>	-10°F to 400°F (-23°C to 204°C)	5300BCL

¹ stainless steel internal springs and is recommended for crude oil service

API Couplers with Replaceable Nose Seal

Seal Material	Operating Temperature	Part #
<i>Buna</i>	-20°F to 250°F (-29°C to 121°C)	5400
<i>FKM-B</i>	-10°F to 400°F (-23°C to 204°C)	5400B
<i>FKM-GFLT</i>	-20°F to 400°F (-29°C to 204°C)	5400G

API Coupler Locking Handle Repair Kit



Description	Part #
locking handle kit for 5300BC rack couplers	5354K21

API Load Only Valves

Application:

- used for bottom loading and unloading of petroleum tankers, typically mounted to the piping below each tank compartment using the built-in 4" TTMA flange connection

Features:

- unique fluid flow sight level
- ergonomically curved handle operates on a short 62° degree stroke
- Nose ring is anodized hard coat aluminum, which in most applications will provide years of trouble free service. Nose ring can be rotated to provide a fresh connection surface.



Description	Part #
load only API valve without sight glass, ALH nose ring	5204LNG
load only API valve without sight glass, Baylast™ seal, stainless steel springs	5204LSNG
load only API valve without sight glass, Baylast™ seal, stainless steel springs with ½" FNPT drain port	5204LSNGP



API Load/Unload Valves

Description	Part #
load/unload API valve with sight glass, fixed handle, ALH nose	5204
load/unload API valve, without sight glass, fixed handle, Baylast™ seal	5204NG

API Drop Adapters

Application:

- for offloading through an API adapter

Adapter Size	Coupler Size	Description	Aluminum Part #
3"	4" API	with Baylast™ O-ring seal	4530
4"	4" API	with Baylast™ O-ring seal	4540
4"	4" API	with Buna-N O-ring seal	4540F



API Drop Adapters with Sight Glass

Adapter Size	Coupler Size	Description	Aluminum Part #
3"	4" API	with inline sight glass and Baylast™ flat gasket	4530SG
4"	4" API	with inline sight glass and Baylast™ flat gasket	4540SG



API Gravity Drop Adapters

Adapter Size	Coupler Size	Description	Aluminum Part #
3"	4" API	with flat Buna gasket	31440-225AL
4"	4" API	with flat Buna gasket	41440-225AL



API Drop Adapter Repair Kits

Description	Part #
replacement cam arms, pins and Baylast™ O-ring seal (standard)	4500RK
replacement cam arms, pins and FKM O-ring seal (optional)	4500RK-V
replacement 18" chain and S hook	5205-RK4
sight glass repair kit (fits 3" and 4")	4540SG-RK1
flat replacement Baylast gasket for 4530SG, 4540SG	4540SG-RK2
replacement cam arms and pins (fits 3" and 4")	4540SG-RK3
Baylast O-ring replacement seal for 4530, 4540, 5000-24	4500-5
flat replacement gasket for 31440-225AL, 41440-225AL, 41450-DCAL	2143SEALBU



4540SG-RK1

API Dust Caps

Size	Description	Aluminum Part #	Optional Qty
4" API	with flat Buna gasket and brass cam arms	41450-DCAL	5
	with O-ring Baylast™ seal and brass cam arms	5000-24	10
	with locking arms	5000-24L	1



with cam arms

Adapter Size	Description	Nylon Part #	Optional Qty
4" API	with flat Buna seal and plated steel pad lockable roller lever	5000-25	20



with locking arms

Gravity Drop Adapter Dust Caps



4540DC

Features:

- designed to fit on any 4" cam and groove adapter, specifically 4" gravity drop adapters
- reduce weight
- easy Pull Off / Push On operation
- Buna gasket
- NOT intended to be pressurized 



4540DC-1200

Size	Black Nylon Part #
4"	4540DC
4"	4540DC-1200¹

¹ supplied with chain

Dixon Bayco Adapter with Grounding Tab



Size	Description	356T6 Aluminum Part #
4"	male adapter with grounding tab	400-E-ALGT

Dixon Bayco Coupler with Grounding Tab



Size	Description	356T6 Aluminum Part #
4"	female coupler with grounding tab	400-C-ALGT

API Compatible Loading Rack Cords

Features:

- highly visible safety orange jacket meets trip hazard requirements
- cord is bonded mechanically and resistant to abrasion and oil
- Cord sets are interchangeable with Scully and Civacon. All wiring is compatible with standard Scully color codes and wiring number configurations. The 9 pin conductor is shielded to be compatible with Scully VIP system.
- plug body is reinforced nylon and is color coded Optic Blue or Thermistor Green
- button contacts are 316 stainless steel to prevent corrosion or galling
- all other hardware is stainless steel

API Optic Cord Assemblies

Description	Part #
plug with 30' coiled cable, 6 contact pins, 3 J slots	FT620
plug with 20' straight cable, 6 contact pins, 3 J slots	FT620S
plug with 30' coiled cord, 6 contact pins, 3 J slots, J560 plug	FT620P
replacement plug assembly with 6 contact pins, 3 J slots	FT621
replacement 30' coiled cable, optic 6 conductor	FT622
plug storage hanger	FT623
replacement 20' straight cord, optic 6 conductor	FT624



FT620

API Thermistor Cord Assemblies

Description	Part #
plug with 30' coiled cable, 8 contact pins, 2 J slots	FT600
plug with 30' coiled cable, 8 contact pins, 2 J slots, 13 pin connector	FT600P
plug with 30' coiled cord, 10 contact pins, 2 J slots (for Canada)	FT600C
plug with 20' straight cable, 8 contact pins, 2 J slots	FT600S
plug with 20' straight cable, Thermistor conductor, 8 contact pins, 4 J slots	FT600S-4
plug with 30' coiled cable, 10 contact pins, 4 J slots	FT600CP
plug with 20' straight cable, 10 contact pins, 4 J slots (for Canada)	FT600SC
replacement plug assembly with 8 contact pins, 2 J slots	FT601
replacement plug assembly with 10 contact pins, 4 J slots (for Canada)	FT601-10
replacement 30' coiled cable, Thermistor 10 conductor	FT602
plug storage hanger	FT603
replacement 20' straight cord, Thermistor 10 conductor	FT604

NEW



FT600

Dixon® Vapor Recovery Couplers

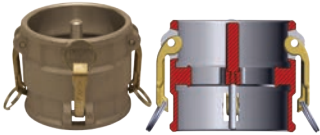
- not intended for liquid service, for vapor recovery *only* 

Materials:


- body: cast aluminum
- arms: bronze with stainless steel pins
- finger rings: plated carbon steel
- gasket: Buna-N

Coupler with Probe x Adapter

Coupler Size	Adapter Size	356T6 Aluminum Part #
4"	3"	4030-DAVR-AL


Coupler with Probe x Coupler with Probe

Coupler Size	Coupler Size	356T6 Aluminum Part #
4"	4"	400-DDVR-AL

Coupler with Probe x Hose Shank

VR4030CS-AL


Applications:

- for use with 3" vapor hose
- not intended for liquid service, for vapor recovery *only* 

Materials:

- body: cast aluminum
- arms : bronze
- pins and finger rings: stainless steel
- gasket: Buna-N

Features:

- VR4030CS-AL has an FKM O-ring poppet seal
- Dixon® replacement handle assemblies will not work on these fittings, contact Dixon®  for replacements.



VRC.3000AL

Coupler Size	Hose Shank Size	Description	Part #
3"	3"	---	VRC3000AL
4"	2"	---	4020-CVR-AL
4"	3"	no poppet	4030-CVR-AL
4"	3"	poppet	VR4030CS-AL ¹
4"	3"	floating bridge poppet	VR4030CS-SH ²
4"	4"	no poppet	400-CVR-AL
4"	4"	floating bridge poppet	VR4040CS-AL ²

¹ interchanges with all competitor vapor valves *except* Civacon #633LVH (special bulb design).

² superior interface with air interlock 

Repair Kits

Description	Part #
seal repair kit: gasket, machine screw and FKM O-ring	VR4040CSRK1
cam arm repair kit: paddle arm and cam arm pin	VR4040CSRK2



4030-CVR-AL

Dixon® Vapor Recovery

Couplers

Material:

- seal: Buna N and FKM

Features:

- 'floating bridge' poppet design allows optimal flow
- machined hose shank ensures easier insertion into hose and better sealing
- durable, easy to couple stainless cam arms
- big wings ensure contact with air interlock button on tanker helping prevent drive-offs
- change poppet seal without removing the coupler from the hose
- secure to hose with traditional band clamps or built in crimp collar
- 4" MNPT version allows for either cam and groove or threaded flange option
- not intended for liquid service, for vapor recovery *only*



VR4030CS-AL45



VR4040CS-AL

Coupler Size	Description	Aluminum Part #
4" NEW NEW NEW	4" coupler x 4" hose shank	VR4040CS-AL
	4" coupler x 3" 45° hose shank	VR4030CS-AL45
	4" coupler x 4" 45° hose shank	VR4040CS-AL45
	4" coupler x 4" 45° hose shank swivel	VR4040CS-ALS45
	4" coupler x 4" MNPT connection	VR4040CS-4MNPT
	4" coupler x 3" hose shank	VR4030CS-SH

Repair Kits

Description	Part #
handle kit	VRHK
compact handle kit	VRHK-C
seal repair kit	VR4040CSRK1
cam arm repair kit	VR4040CSRK2



VRHK


Coupler x Female NPT

- not intended for liquid service, for vapor recovery *only*



Materials:

- body: cast aluminum
- arms: bronze with stainless steel pins
- finger rings: plated carbon steel
- gasket: Buna-N



Coupler Size	Female NPT Size	356T6 Aluminum Part #
4"	3"	4030-DVR-AL
	4"	400-DVR-AL

Tank Truck Fittings: TTMA Flange Adapter



Tank Truck Flanged Tee

Size	356T6 Aluminum Part #
4"	400-TLT-AL

- For flange dimensions, diagrams and additional information please reference canada.dixonvalve.com.

TTMA Series Flange Adapters

Features:

- simply and easily converts threaded components to a standard TTMA flange configuration
- solid cast lightweight aluminum design is more durable than welded fabrications
- design improves flow through adapter
- compact size reduces the overall space needed to install

TTMA Flange x Male NPT Adapters



TTMA Flange	Male NPT	Overall Length	Aluminum Part #
3"	3"	2½"	TTF3AL-3MT
4"	3"	2½"	TTF4AL-3MT
4"	4"	2½"	TTF4AL-4MT

TTMA Flange x Extended Length Male NPT Adapters



TTMA Flange	Male NPT	Overall Length	Aluminum Part #
4"	3"	5½"	TTF4AL-3EMT
	4"	5½"	TTF4AL-4EMT

TTMA Flange x Female NPT Adapter



TTMA Flange	Female NPT	Overall Length	Aluminum Part #
4"	3"	2½"	TTF4AL-3FT
	4"	2½"	TTF4AL-4FT

TTMA Slip-on Socket Weld Flange



TTMA Flange	Pipe Size	356T6 Aluminum Part #
4"	4"	TTF400SP

TTMA Slip-on Plate Flange



TTMA Flange	Pipe Size	Aluminum Part #
4"	4"	TTMA-64

TTMA Buttweld Flange



TTMA Flange	Pipe Size	Thickness	Aluminum Part #
3"	4"	⅜"	TTF3AL
4"	4"	⅜"	TTF4AL

- For flange dimensions, diagrams and additional information please reference canada.dixonvalve.com.

TTMA Flange Spacer with 1/2" Port

Size	Description	Aluminum Part #
4"	flange spacer with 1/2" female NPT port	TTFS4AL-FP50



TTMA Flange Extensions

Application:

- used on load arms to connect an API load coupler to a load arm

Features:

- adds a 6" space between the load arm and the tank truck
- extension with groove provides a specified parting point to prevent excessive damage to the loading arm



TETF4AL

Size	Description	Aluminum Part #
4"	TTMA flange extension	TETF4AL
4"	TTMA flange extension with groove	TETFG4AL
4"	TTMA flange extension with 1/2" female NPT port	TETF4ALFP50



TETFG4AL

- For flange dimensions, diagrams and additional information please reference canada.dixonvalve.com.

Cam & Groove Adapter x TTMA Flange

Features:

- aluminum flanges have a flat face, stainless flanges have a raised face
- reference canada.dixonvalve.com for flange drilling standards
- pressure rating is based on the seal of the mating part, see ratings on pages 121 - 122

Size	356T6 Aluminum Part #	316 Stainless Steel Part #
3"	300-ALT-AL	300-ALT-SS¹
3" x 4"	3040ALTAL	---
4"	400-ALT-AL	400-ALT-SS¹
6"	600-ALT-AL	---



¹ parts are produced as a welded fabrication

Cam & Groove Coupler x TTMA Flange

Features:

- supplied standard with a Buna-N gasket, other gaskets available on pages 164 - 166
- use Dixon® replacement handles only

Size	356T6 Aluminum Part #
3"	300-DLT-AL
3" x 4"	3040DLTAL
4"	400-DLT-AL
6"	600-DLT-AL



- For flange dimensions, diagrams and additional information please reference canada.dixonvalve.com.

Cam & Groove 22 1/2° Adapter x TTMA Flange

Feature:

- pressure rating is based on the seal of the mating part, see ratings on page 121 - 122

Size	356T6 Aluminum Part #
4"	40022ALTAL



Cam & Groove 22 1/2° Coupler x TTMA Flange

Features:

- supplied standard with a Buna-N gasket, other gaskets available on pages 164 - 166
- use Dixon® replacement handles only

Size	356T6 Aluminum Part #
4"	40022DLTAL



- For flange dimensions, diagrams and additional information please reference canada.dixonvalve.com.

TTMA Flange Gaskets





Size	OD	ID	Thick.	Material	Part #
3"	5-5/8"	3-1/2"	1/8"	Cork / Buna	300GTTFCB
	5-5/8"	3-1/2"	1/16"	PTFE envelope with Klinger filler	300GTTFTK
	5-5/8"	3-1/2"	1/8"	Klingersil® C-4300	300GTTFK
	5-29/32"	3-1/2"	3/32"	PTFE with fiber core	40321TF
	7-1/4"	5"	5/32"	PTFE with soft fiber core	40364TF
	7-1/4"	5"	1/8"	Baylast™	40364BL
4"	5-5/8"	3-5/8"	1/8"	Baylast™	300GTTFBL
	6-5/8"	4-9/16"	1/8"	Cork / Buna	400GTTFCB
	6-5/8"	4-9/16"	1/16"	PTFE envelope with Klinger filler	400GTTFTK
	6-5/8"	4-9/16"	1/8"	Klingersil® C-4401	400GTTFK
	6-7/8"	4-9/16"	3/32"	PTFE with fiber core	40322TF
	8-3/8"	5-7/8"	5/32"	PTFE with soft fiber core	40323TF
8-1/4"	5-7/8"	1/8"	Baylast™	40323BL	
6-5/8"	4-5/8"	1/8"	Baylast™	400GTTFBL	

• For flange dimensions, diagrams and additional information please reference canada.dixonvalve.com.

Sight Flow Indicators

Features:

- Due to the proprietary blending of petroleum products, Dixon® recommends that thermoplastic tubing and gaskets be immersion tested in the product to be handled to ensure compatibility (not compatible with crude oil). 
- for dimensional information on tank truck flange drilling reference canada.dixonvalve.com
- maximum flange bolt torque is 200 in-lb (inch pounds) 

TTMA Flanged Short Sight Flow Indicators

Features:

- durable cast aluminum housing, replaces competitions all acrylic sight glass as commonly found on tank trucks
- allows for visual identification of the fuel grade prior to opening the valve
- works with tank truck flanged butterfly valves found on gasoline trucks
- low cost sight glass tube can be easily replaced
- rated to **150 PSI**



Size	Width	Aluminum Part #
3"	1 3/4"	5200-SFI-3
4"	1 3/4"	5200-SFI

TTMA Flanged Sight Flow Indicators

Features:

- allows for visual identification of the fuel grade prior to opening the valve
- works with tank truck flanged butterfly valves found on gasoline trucks
- larger ID 4 3/8" flow indicator allows tank truck flanged butterfly valves to connect to either end of the indicator
- pressure rating: **150 PSI**



Size	Width	ID	Aluminum Part #
4"	3 1/4"	4 3/8"	5201-SFI

Features:

- allows for visual identification of the fuel grade prior to opening the valve
- 4" flow diameter



Size	ID	Aluminum Part #
4"	4 3/8"	4-1460-AL

• For flange dimensions, diagrams and additional information please reference canada.dixonvalve.com.

TTMA Flanged Sight Flow Indicators

Size	Nominal Width	Acrylic Part #
3"	1 3/4"	TT3ASG
4"	1 3/4"	TT4ASG
3"	1 3/4"	TT3ASG-ETH¹
4"	1 3/4"	TT4ASG-ETH¹

Optically Enhanced Sight Glass

Size	Nominal Width	Acrylic Part #
3"	1 3/4"	TT3ASGOE
4"	1 3/4"	TT4ASGOE
3"	1 3/4"	TT3ASG-ETHOE¹
4"	1 3/4"	TT4ASG-ETHOE¹

¹ for use with ethanol

- For flange dimensions, diagrams and additional information please reference canada.dixonvalve.com.



Sight Flow Indicator Repair Kits

Description	Used on	Part #
3" replacement sight glass, Baylast™ O-ring and retainer ring kit	---	5200-SFI-3-RK1
3" replacement sight glass, FKM O-ring and retainer ring kit	---	5200-SFI-3V-RK1
4" replacement sight glass, Baylast™ O-ring and retainer ring kit	---	5200-SFI-RK1
4" replacement sight glass, FKM O-ring and retainer ring kit	---	5200-SFIV-RK1
replacement Baylast O-rings, sight glass and retaining ring	5201-SFI	5201-SFI-RK1
Buna-N O-ring	---	O249BU
plexiglass insert	---	4PSG
Buna-N O-ring	---	O246BU




5200-SFIV-RK1

TTMA Flange Screen

Feature:

- stainless steel screen is encapsulated in an FKM gasket

Size	Description	Stainless Steel Part #
4"	screen with 1" square holes	TTFS4SS



- For flange dimensions, diagrams and additional information please reference canada.dixonvalve.com.

Betts Wet-R-Dri™ Butterfly Valves

Application:


- designed for handling liquid, gaseous or dry products

Features:

- has a positive stop in the open and closed position
- detent spring and ball assist in holding the disc in the open and closed position
- drilling fits TTMA recommended standards
- opens by turning hand ¼ turn counter clockwise
- temperature range: **0°F to 400°F (-18°C to 204°C)**

Manual

Size	Maximum Working Pressure PSI	Extruded aluminum body with FKM-B disc Part #
3"	75	WD301ALVB
4"	75	WD401ALVB

**Metering**

Size	Maximum Working Pressure PSI	Extruded aluminum body with FKM-B disc Part #
3"	75	WD304ALVB
4"	75	WD404ALVB



- For flange dimensions, diagrams and additional information please reference canada.dixonvalve.com.

Tank Transport Equipment

Fusible Pipe Caps

Size	Stainless Steel ¹ Part #	Aluminum Part #	Iron Part #	Optional Qty
3"	300-SFC-SS	300-SFC-AL	300-SFC-MI	10



¹ PTFE gaskets are standard in stainless steel fittings.

Pipe Caps

Size	Stainless Steel ¹ Part #	Aluminum Part #	Iron Part #	Optional Qty
2"	200-PC-SS	---	200-PC-MI	---
3"	300-PC-SS	300-PC-AL	300-PC-MI	10
4"	400-PC-SS	---	---	---



¹ PTFE gaskets are standard in stainless steel fittings.

Reducers

Female NPSM	Male NPT	Stainless Steel ¹ Part #	Aluminum Part #	Iron Part #	Optional Qty
3"	2"	3020-RD-SS	3020-RD-AL	3020-RD-MI	10
4"	3"	4030-RD-SS²	4030-RD-AL	---	---



¹ PTFE gaskets are standard in stainless steel fittings.
² welded fabrication

Reducing Cap

Size	Stainless Steel ¹ Part #	Optional Qty
3" x 1"	3010-RC-SS	10



¹ PTFE gaskets are standard in stainless steel fittings.

Coupling Gaskets

Size	Buna-N Part #	Opt Qty	PTFE Part #	Opt Qty
1½"	---	--	150GPCTF	--
2"	200GPCBU	25	200GPCTF	10
3"	300GPCBU	25	300GPCTF	25
4"	---	--	400GPCTF	--



Buna-N



PTFE

Intermodal Tank Transport

Pipe Caps



Size	Aluminum Part #	Stainless Steel ¹ Part #	Optional Qty
3"	300PCALAP	300PCSSAP	10

¹ PTFE gaskets are standard in stainless steel fittings

Thread Adapters



Female BSPP	Male NPT	Stainless Steel ¹ Part #
3"	2" 3"	3020RDSSAP 3030RDSSAP

¹ PTFE gaskets are standard in stainless steel fittings

Cam & Groove Adapter



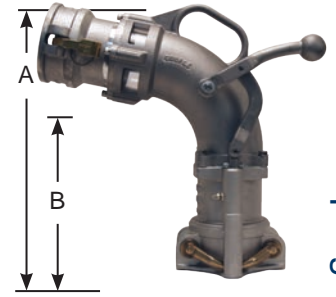
Size	Stainless Steel ¹ Part #
3"	300ASSAP

¹ PTFE gaskets are standard in stainless steel fittings

6200 Series Side Lever Type Drop Elbows

Materials:

- cast aluminum modular construction
- handle and cam arms: brass with buna gasket
- bolts on inlet end: stainless steel
- sight glass: acrylic with buna seals
- for information on additional elbow configurations such as pre-assembled elbows, contact Dixon®



side lever with 4" coupler inlet



side lever without inlet connection

Size	Inlet	A Overall Height	B Ground Clearance	Aluminum Part #
4"	elbow only, <i>without inlet connection</i>	17¾"	10⅞"	6200
	elbow with 4" adapter inlet			6200A
	elbow with anti-spill sleeve, <i>without inlet connection</i>			6200T
4"	elbow with 4" coupler inlet	21"	13¾"	6200D
	tall elbow only, <i>without inlet connection</i>			6200X
	tall elbow with 4" adapter inlet			6200XA
	tall elbow with anti-spill sleeve, <i>without inlet connection</i>			6200XT

6500 Series Self-Locking Drop Elbows

Size	Inlet	A Overall Height	B Ground Clearance	Aluminum Part #
4"	tightfill elbow with locking handle	17¾"	10⅞"	6500
4"	tightfill elbow with locking handle and 4" adapter inlet	17¾"	10⅞"	6500A
4"	3" tight fill elbow with 4" inlet adapter	15"	9½"	6530A NEW
4"	3" tight fill elbow with 3" inlet adapter	15"	9½"	6530C NEW



no inlet

Inlets

Male Adapters

Inlet Size	Aluminum Part #
3"	6000-16
4"	6000-17



Female Couplers

Inlet Size	Aluminum Part #
3"	6000-15
4"	6000-14



Female NPT

Inlet Size	Aluminum Part #
4"	6000-20



Dual Point Vapor Recovery Elbows - Ball Lever

**Materials:**

- seals: buna
- hardware: stainless steel
- bronze locking arms housed in polymer bushings

Features:


- for use in two point vapor recovery systems
- one-piece locking arms
- advanced design side lever locking system
- bolt on 3" male outlet included (**VR6000-6**) which can be rotated for extended life
- lubrication fitting on locking stem
- see below for 6400 series co-axial elbow for single point vapor recovery

Description	Aluminum Part #
3" male adapter outlet with probe and poppet valve	VR6500

**Adapter Inlet**

Description	Aluminum Part #
outlet adapter with outlet O-ring	VR6000-6

Single Point Coaxial Drop Elbow

**Materials:**

- arms: solid bronze
- sight glass: acrylic
- seals: buna

Features:

- for single point vapor recovery only
- 3" male vapor outlet (top)
- comes assembled with 4" male inlet
- bolt-on inlets/outlets for easy, fast replacement
- replacement parts are available, please contact Dixon®
- 6400 co-axial inlets do not fit our other elbow series

Inlet	Outlet	Aluminum Part #
4" male	3" male vapor	6400

Coaxial Elbow Fuel Inlets

Adapters**Features:**

- for use with 6400 series coaxial elbows only
- rated for petroleum service, Ethanol to E100 and biodiesel to B20



Size	Aluminum Part #
3"	6000-16C
4"	6000-17C

Couplers**Features:**

- for use with 6400 series coaxial elbows only
- rated for petroleum service, Ethanol to E100 and biodiesel to B20



Size	Aluminum Part #
3"	6000-15C
4"	6000-14C

Tight Fill Drop Elbows - Complete Unit

Materials:

- body: aluminum
- handle and cam arms: brass
- gasket: buna
- bolts on inlet end: steel
- sight flow insert: plexiglass

Coupler Size	Inlet	Aluminum Part #
3"	3" male adapter	300300MAE
	4" male adapter	3004030MAE



Tight Fill Drop Elbow Coupler Body

Size	Aluminum Part #
3"	300-TFG



Tight Fill Male Adapter Inlet End

Inlet	Aluminum Part #
3"	300-MAE
4"	4030-MAE



Side Seal Drop Elbow

Features:

- for use with special 4" side seal style fill collars only
- modular, easy to repair, bolt together construction
- standard with acrylic sight glass with buna seals (2), bronze locking levers and buna main seal
- 4" male adapter inlet and lock ring installed
- replacement parts are available, contact Dixon®

Size	Aluminum Part #
4"	6000ASAL



Side Seal to Top Seal Adapter

Features:

- allows conventional elbows to be used with special side seal style fill collars
- bottom connects to side seal fill collar
- top section with standard 4" top seal collar profile accepts clamping of standard 4" drop elbows
- replacement parts are available, contact Dixon®

Size	Aluminum Part #
4"	6000-SSA



Dust Cap with Pull Handle for Hose Tubes

Materials:

- body: aluminum
- cam arms (dust caps): brass
- seals: buna



4"

Features:

- Pull handles make it easier for tanker operators to remove delivery hoses from the storage tubes; the operator simply grabs the handle and easily pulls the hose out of the storage tube.
- Rugged construction protects the hose coupling and adapter from damage during transportation and removal of hoses from the hose storage tube.
- prevents possible environmental issues due to leaking residue left in an open hose

Size	Aluminum Part #
3"	300-DC-ALPH
4"	400-DC-ALPH


Dust Plug with Pull Handle for Hose Tubes



3"



4"

Dust caps and dust plugs are not to be used in pressure applications for safety and environmental reasons. 

Size	Aluminum Part #
3"	300-DP-ALPH
4"	400-DP-ALPH

Reelcraft® Static Discharge Reel

Application:

- Used to ground equipment in hazardous atmospheres, such as fuel trucks or carts transferring flammable materials. When properly clamped to ground, the static discharge reel dissipates static electrical buildup, reduced the chances of sparking and the potential for explosion.

Features:

- supplied with a 3/32" OD steel aircraft cable
- DC resistance is approximately one ohm per 50' of steel cable



Description	Stranded Steel Part #
single 7" x 7" stranded steel	G3050

TFA Series Fill Pipe Adapter

Feature:

- for use with 3" drop elbows (**300-TFG**)

Adapter Size	Female NPT	Aluminum Hardcoat Part #	Optional Qty
3"	3"	300-TFA	10



Fuel Delivery Tank Adapters

Features:

- for use with 4" drop and co-axial elbows (6200, 6400 and 6500 series)
- **BZ4051S** has NPSM thread and is supplied with a gasket

Adapter Size	Female Thread	Height	Bronze Part #	Optional Qty
4"	4" NPSM	2 ³ / ₈ "	BZ4051S	5
	4" NPT	3 ¹ / ₂ "	BZ4051	5



with NPSM thread



with NPT thread

Vapor Recovery Tank Adapters

Features:

- for use with dual point vapor elbows (VR6200 series)
- can also be used as vapor valve on tanker but does not have air interlock mount
- poppeted vapor collar at station vapor outlet
- low profile design
- replacement parts are available, contact Dixon® for more information

Adapter Size	Female Thread	Height	Material	Part #	Optional Qty
4"	4" NPT	3 ⁵ / ₈ "	bronze	VR4086	5
			ZN-AL alloy	VR4086-BY	5



Tank Truck Fittings

Vapor Caps

Aluminum

Features:

- special locking cap for underground tank vapor outlet **VR4086** and tanker vapor valves
- bronze cam arms
- painted vapor recovery orange



Size	Aluminum Part #
4"	VR4050AL

Nylon

Features:

- centered 'T' handle allows for one-handed use and provides a solid locking mechanism
- strong and lightweight
- built-in locking feature
- corrosion resistant materials
- vapor recovery orange
- replacement parts are available, contact Dixon® for more information



Size	Nylon Part #
4"	VR4050PL

Automatic Pressure / Vacuum Relief Caps

Features:

- normally closed, stops fuel evaporation and airborne contaminants
- lockable
- relieves pressure and vacuum buildup in fuel tanks

Note: Pressure/vacuum relief caps should be routinely inspected to ensure correct operation and particularly to ensure that the relieving components are free to move and that the air flow path is unblocked.



for stationary fuel tanks

Feature:

- relieves vacuum at .7 Hg (.33 PSI) and pressure at 2 PSI, 20 SCFM flow



Male NPT	Zinc Part #
2"	2000L
2½"	2500L

for mobile fuel tanks

Feature:

- relieves vacuum at .33 Hg and pressure between 7.5 - 9 PSI



Male NPT	Zinc Part #
2"	200-PV-9

Standard Vent Caps for Stationary Tanks

Features:

- allows venting of tank to atmosphere at all times
- also referred to as a breather cap
- does not have pressure or vacuum valves



Male NPT	Aluminum Part #
2½"	2500SFV

Fuel Delivery Adapter Cap

Features:

- single action locking cap
- bronze cam arms
- replacement parts are available, contact Dixon® for more information



Size	Aluminum Part #	Optional Qty
4"	SA4050AL	10

Swivel Joints

Applications:

- used wherever a leak-proof swivel connection is needed in pipelines or in combination with hoses to eliminate hose twisting
- Industries range from petroleum, petrochemical, refining, mining, distilling, paint, farm irrigation and fertilizing, wastewater treatment plants and food and beverage process equipment. Dixon® swivel joints are found in blending plants, drum filling applications, fluid and dry bulk transfer, vacuum trucks, oil and gas trucks and water trucks. Larger swivels can be found in the steel industry, marine bulk transfer and many more.

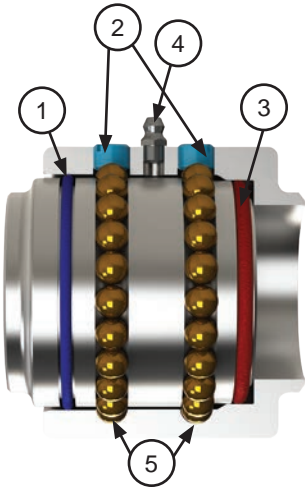
Features:

- full 360° rotational movement
- wide spacing between dual ball bearing raceways ensures greater load bearing capacity
- precision-machined design ensures alignment and years of trouble-free service
- O-ring dust seal protects the ball races and seals chamber from outside elements
- radius elbow design ensures a smooth flow pattern
- hydrostatic testing is performed on all swivels before shipment

Options Available:

- end configurations: female NPT, 150# flanges, TTMA flange, grooved, weld end and many other variations
- seal options: Buna, FKM, PTFE, EPDM, FDA Buna, FFKM
- ball bearing materials: carbon steel, 440 stainless steel, and 316 stainless steel
- grease materials: Lithium, FDA approved/food grade and silicone
- swivels that include oxygen, steam or submerged service can be specifically designed for unique applications (special order)
- 100% full penetration weld
- re-build kits available
- custom swivel options available, contact Dixon® at 888.226.4673

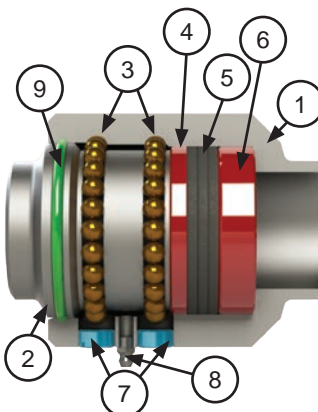
Swivel configurator available canada.dixonvalve.com

**O-ring Parts Identification List**

1. O-ring (dust) seal
2. ball retainer screw
3. O-ring (pressure) seal
4. grease fitting
5. ball bearings

O-ring Features:

- sizes: 1" - 4"
- O-ring pressure seal ensures a leak-proof seal and smooth rotation with lower torque.
- available working pressure ratings up to 1000 PSI
- available in carbon steel, 316L stainless steel, aluminum, brass and malleable iron

V-ring Parts Identification List

1. body
2. sleeve
3. ball bearings
4. seal retainer
5. V-ring (pressure) seal
6. spring retainer
7. ball retainer screw
8. grease fitting
9. O-ring (dust) seal

V-Ring Features:

- 2" - 12" size range
- spring loaded triple V-ring sealing system ensures a leak-proof seal at either high or low pressure and extends seal life
- available working pressure ratings up to 1000 PSI
- available in carbon steel, 316L stainless steel and limited aluminum

Swivels

Single Plane Style 20

Size	Aluminum Part #	Malleable Iron Part #
1½"	15020FXFAL00000	15020FXFMI00000
2"	220FXFAL00000	220FXFMI00000
3"	320FXFAL00000	320FXFMI00000
4"	420FXFAL00000	---



female NPT x female NPT

Single Plane Style 30

Size	Aluminum Part #	Malleable Iron Part #
1½"	15030FXFAL00000	15030FXFMI00000
2"	230FXFAL00000	230FXFMI00000
3"	330FXFAL00000	330FXFMI00000
4"	430FXFAL00000	---



female NPT x female NPT

• contact Dixon® at 888.226.4673 for additional sizes, materials and configurations

Swivel Joint Styles Planes of Rotation

Single Plane Style 40



female NPT x female NPT



150# ASA flange x 150# ASA flange

Double Plane Style 50



female NPT x female NPT



150# ASA flange x 150# ASA flange

Double Plane Style 60



female NPT x female NPT




150# ASA flange x 150# ASA flange

Swivel configurator available canada.dixonvalve.com

Swivel Joint Styles Planes of Rotation

Double Plane Style 70



female NPT x female NPT



150# ASA flange x 150# ASA flange

Triple Plane Style 80



female NPT x female NPT




150# ASA flange x 150# ASA flange

Triple Plane Style 10



female NPT x female NPT



150# ASA flange x 150# ASA flange

Working Pressures

Dixon® swivels are recommended for use at the following maximum Non-Shock Cold Working Pressures (NSCWP) provided in PSI, at ambient temperatures **70°F (21°C)**.

Size	V-ring Carbon Steel CS	O-ring Carbon Steel OC	V-ring Stainless Steel SS	O-ring Stainless Steel OS	Aluminum AL	Brass BR	Malleable Iron MI
1"	---	1000	---	1000	150	---	---
1¼"	---	---	---	---	150	---	---
1½"	---	1000	---	1000	150	300	600
2"	1000	1000	1000	1000	150	300	600
3"	1000	1000	1000	1000	150	300	600
4"	1000	---	1000	---	150	---	---
6"	1000	---	---	---	150	---	---
8"	---	---	---	---	150	---	---

- When using flanged ends, the pressure rating will be reduced to coincide with that of the flange being used. Carbon steel and stainless steel 150# flanges are recommended for use at **275 PSI** maximum at ambient temperature **70°F (21°C)**.
- Lubrication should be performed periodically, depending on service and operating conditions. Twice yearly is normally sufficient.
- All dimensions are approximate. Where critical, contact Dixon® at 888.226.4673

Swivel Ordering Information

Size
Style (shape)
End configuration
Material
Maximum working pressure
Temperature range
Media: specify product being handled (if chemical, advise concentration)
Submerged or oxygen service
If for constant rotation, advise RPM
If for suction service, advise maximum vacuum in inches of mercury (Hg)

Our Sales and Engineering staff will help you evaluate your swivel application, please call 888.226.4673.

Example: $\frac{2}{[A]}$ $\frac{20}{[B]}$ $\frac{F}{[C]}$ X $\frac{F}{[C]}$ $\frac{CS}{[D]}$ $\frac{0}{[E]}$ $\frac{0}{[F]}$ $\frac{1}{[G]}$ $\frac{0}{[H]}$ $\frac{0}{[I]}$

A Size					
B Style					
C End Connections	W Weld End	F Female NPT	FG 150# ASA Flange	TF Tank Truck Flange	PF 300# ASA Flange (not available in aluminum)
D Material	CS (V-ring) Carbon Steel OC (O-ring) Carbon Steel	SS (V-ring) Stainless Steel OS (O-ring) Stainless Steel	AL Aluminum	BR Brass	MI Malleable Iron
Code	E Pressure Seal	F Dust Seal	G Retainers	H Ball Bearings	I Grease
0	Buna N (standard)	Buna N (standard)	no retainers (O-ring swivel)	carbon steel (Standard)	Lithium
1	FKM	FKM	PTFE (standard in CS V-ring) ¹	440 grade SS	FDA approved/ food grade
2	PTFE	---	PTFE (standard in SS V-ring)	316 grade SS	Silicone (required with EPR seals)
3	Ethylene Propylene	Ethylene Propylene	---	---	---
4	(requires silicone grease)	(requires silicone grease)	---	---	---

¹ Aluminum retainers are no longer available. PTFE retainers will be standard for all V-ring swivels.



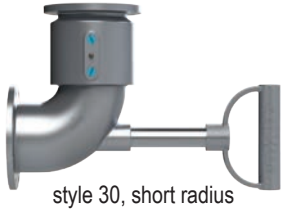
The swivel should be packed such that the surfaces coming in contact with the fluid being handled are compatible with that fluid. In a case where the swivel is being used in a submerged service, this would include the dust seals and ball bearings. We always recommend the use of the stainless steel ball bearings when building a swivel for submerged service. Standard carbon steel ball bearings could rust together, making it impossible to disassemble the swivel and may affect operation.

Swivel configurator available canada.dixonvalve.com

Loading Arm Swivels

Features:

- TTMA loading arm swivel with heavy duty D style shovel handle
- TTMA flanges on both ends
- shovel handle is used to guide the API load coupler onto the adapter on the tank truck
- long radius elbow improves flow into the API load coupler and provides spacing between the load arm and the tank truck
- can be used with flange extensions on page 35



Size	Description	Aluminum Part #
4"	Style 30 short radius, with handle, Buna seals	43HTFXTFAL00000
	Style 30 short radius, with handle, FKM seals	43HTFXTFAL11000
	Style 30 short radius, without handle, Buna seals	430TFXTFAL00000
	Style 30 short radius, without handle, FKM seals	430TFXTFAL11000
	Style 30 long radius, with handle, Buna seals	43HTFTFLAL00000
	Style 30 long radius, with handle, FKM seals	43HTFTFLAL11000
	Style 30 long radius, without handle, Buna seals	430FTFTFLAL00000
	Style 30 long radius, without handle, FKM seals	430FTFTFLAL11000
	Style 40 with handle, Buna seals	44HTFXTFAL00000
	Style 40 with handle, FKM seals	44HTFXTFAL11000
	Style 40 without handle, Buna seals	440TFXTFAL00000
	Style 40 without handle, FKM seals	440TFXTFAL11000
	Style 50 with handle, Buna seals	45HTFXTFAL00000
	Style 50 with handle, FKM seals	45HTFXTFAL11000
	Style 50 without handle, Buna seals	450TFXTFAL00000
	Style 50 without handle, FKM seals	450TFXTFAL11000

Replacement Parts



Description	Part #
4" schedule 80 aluminum nipple	ATN100X7
D style heavy duty shovel handle	100DHAN-AL
ball handle	100BHAN-AL
buna seal kit	4RKOBU
FKM seal kit	4RKOVIVI

NEW

Dixon® Loading Arms

NEW**Applications:**

- used in the transfer of liquids and dry bulk in refineries, chemical plants, rail terminals, truck terminals, tote and drum filling and food industry

Sizes:

- 2", 3", 4" and more upon request

Materials:

- various materials available including: hardened carbon steel, 316L stainless steel and aluminum
- seals: Buna, EPDM, FKM A and B, PTFE, Baylast and more on request
- counterbalance housing: steel

Features:

- three options for sealing swivels: O-ring, V-ring and Split Flange
- fast delivery for many sizes and styles
- engineered with easy service in mind
- wide variety of end configurations available
- torsion spring counterbalance:
 - ball screw adjustment mechanism for easy and safe adjustment
 - multiple spring rates available for different load requirements
 - multiple grease ports for ease of service

Visit canada.dixonvalve.com/loadingarms for additional product information or call 888.226.4673.

Split Flange Swivels

Applications:

- Used in petroleum, blending plants, petrochemical, refining, mining, distilling, paint plants, farm irrigation and fertilizing, wastewater treatment, food and beverage process equipment and marine

Features:

- bearing pack design allows easy seal change without removing the ball bearings
- simple maintenance: remove one nose piece, replace seal pack, reinstall with little down-time
- instream seal separates wetted area from ball bearings allowing for longer bearing pack life over conventional swivels
- pressure rating: up to **600 PSI**
- temperature: **-40°F to 450°F (-40°C to 232°C)** depending on seal material (with standard seals: **350°F (177°C)**)
- wide set bearing race for higher moment loads
- compact design for low profile applications

**Materials:**

- bearing pack: through hardened forged high carbon alloy
- material contact surfaces: stainless steel or carbon steel nose pieces

Available options:

- stock end configurations: 150 lb. and 300 lb. flanges, FNPT, butt weld, others per request
- stock seals: Baylast™, FKM, PTFE, others per request
- full penetration weld
- contact Dixon® at 888-226-4673 for additional materials and configurations

Size	Carbon Steel Weld x Weld with Baylast™ Pressure Seals	Carbon Steel Weld x Weld with FKM Pressure Seals	Carbon Steel 150# Flange x 150# Flange with Baylast™ Pressure Seals	Carbon Steel 150# Flange x 150# Flange with FKM Pressure Seals
2"	SF220WXWCS00	SF220WXWCS10	SF220FGXFGCS00	SF220FGXFGCS10
3"	SF320WXWCS00	SF320WXWCS10	SF320FGXFGCS00	SF320FGXFGCS10
4"	SF420WXWCS00	SF420WXWCS10	SF420FGXFGCS00	SF420FGXFGCS10



Split Flange Swivel Components

Split Flange Bearing Packs



Size	Carbon Steel Part #
2"	2SFBP
3"	3SFBP
4"	4SFBP

Split Flange Nose Pieces

- 2 required per bearing pack



Size	Carbon Steel Part #	316 Stainless Steel Part #
2"	341878	2SFNPSS
3"	3SFNPCS	341856
4"	341876	4SFNPSS

Seal Kits

- kits contains: seal, PTFE retainer, carbon steel bolts
- 1 required per bearing pack



Size	Baylast Part #	FKM Part #	PTFE Part #
2"	2SFSK-BAYLAST	2SFSK-VI	2SFSK-TESS
3"	3SFSK-BAYLAST	3SFSK-VI	3SFSK-TESS
4"	4SFSK-BAYLAST	400706	4SFSK-TESS

Railroad Tank Car Connections

Features:

- all swivel nuts have standard 5" Railroad Tank Car thread
- supplied with a Buna-N gasket in the threaded end, other gaskets available on page 59
- also available in other materials and in 2" and 2½" sizes, consult Dixon® for pricing and availability

Style A



Stainless steel railroad tank car connections are not compatible with aluminum and brass.

Male Adapter	Swivel Nut	Elbow	316 Stainless Steel Part #	Aluminum Part #
3"	5"	120°	RTCA30	---
4"	5"	110°	RTCA40¹	ATCA40

¹ parts are produced as a welded fabrication



Style F

Features:

- 4" TTMA flange can be bolted to sight glass; API adapter or other dry disconnect
- supplied with PTFE Buna-N envelope gasket

TTMA Flange	Swivel Nut	Elbow	Aluminum Part #
4"	5"	110°	ATCF40¹
	5"	90°	ATCF40-90

¹ part is produced as a welded fabrication

- For flange dimensions, diagrams and additional information please reference canada.dixonvalve.com.



110° elbow

Style GF

Feature:

- 4" TTMA flange can be bolted to sight glass; API adapter or other dry disconnect

TTMA Flange	Boss-lock™ Coupler	Elbow	Aluminum Part #
4"	4"	110°	ATCGF40
	4"	90°	ATCGF40-90

- For flange dimensions, diagrams and additional information please reference canada.dixonvalve.com.



110° elbow

Screen

Features:

- stainless steel screen encapsulated in a buna gasket
- for use in Style GF elbows

Size	Hole Size	316L Stainless Steel Part #
4"	1"	400-G-BUSS



Style S

Shank Size	Swivel Nut	Elbow	Aluminum Part #
4"	5"	110°	ATCS40



Railroad Tank Car Connections


Style T



Male NPT	Swivel Nut	Elbow	Iron Part #	Aluminum Part #
3"	5"	120°	TCT30	ATCT30
4"	5"	110°	TCT40	ATCT40

Style T



Components that make up these assemblies are not interchangeable between stainless steel and the other materials. 

Male NPT	Swivel Nut	Elbow	316 Stainless Steel Part #
3"	5"	120°	RTCT30
4"	5"	110°	RTCT40

Dixon® Coupler x Tank Car Thread



Features:

- part is produced as a welded fabrication
- pressure rating is based on the seal of the mating part, see ratings on page 122
- use Dixon® replacement handles only

Coupler	Male Tank Car Thread	Aluminum Part #
4"	5"	400DWX5TC

EZ Boss-Lock™ x Coupler Tank Car Thread



Features:

- part is produced as a welded fabrication
- pressure rating is based on the seal of the mating part, see ratings on page 122
- use EZ Boss-Lock™ replacement handles only

Coupler	Male Tank Car Thread	Aluminum Part #
4"	5"	AD400ALEZMTC

Railroad Unloading Assemblies

Features:

- robust aluminum body construction
- removable, easy carry handle
- safe and reliable - valves will not open unless fittings are properly connected
- multiple configurations available, consult Dixon™ for pricing and availability

Assembly with MannTek Dry Disconnect Adapter

Adapter Size	Swivel Nut Size	Aluminum Part #
4"	5"	ATC40ASSDDA



Assembly with API Adapter

Feature:

- stainless steel springs on the adapter and coupler for corrosion resistance

Adapter Size	Swivel Nut Size	Aluminum Part #
4"	5"	ATC40ASSAPI



Dixon® Tank Car Adapters



Stainless steel adapters are not compatible with the aluminum and brass adapters.

Features:

- standard 5" Railroad Tank Car thread
- supplied with a Buna-N gasket in the threaded end, see next page for more gaskets

Size	356T6 Aluminum Part #	Brass Part #	Iron Part #	316 Stainless Steel Part #
2"	200-TCA-AL	---	---	200-TCA-SS
3"	300-TCA-AL	300-TCA-BR	300-TCA-MI	300-TCA-SS
4"	400-TCA-AL	400-TCA-BR	---	400-TCA-SS



rocker lug



pin lug

45° Swivel

Features:

- standard 5" Railroad Tank Car thread
- 45° tank car swivel adapter
- unit has a long handle brass swivel nut and a swivel retaining ring
- supplied with a Buna-N gasket in the threaded end, see next page for more gaskets

Size	356T6 Aluminum Part #
4"	40A-45TCAL



Note: 4" hose fittings for railroad tank car unloading can be found on pages 55 and 56.

Cam & Groove Railroad Tank Car Gaskets

Old Style

Feature:

- for use with Dixon® fittings



Size	OD	ID	Thick	Leather Part #
5"	5¼"	3½"	3/16"	G9

Standard

Feature:

- for use with Dixon® fittings



Size	OD	ID	Thick	Material	Part #
5"	5¼"	3⅞"	⅛"	<i>Buna-N</i>	500GTCABU
	5¼"	3⅞"	⅛"	<i>FKM</i>	500GTCAVI
	5¼"	3⅞"	⅛"	<i>fuel grade Buna</i>	500GTCABF
	5-5/16"	3⅞"	3/16"	<i>FKM</i>	500GTCAVITHK

PTFE Envelope

Features:

- for use with Dixon® fittings
- may be too thick for insertion in some older Dixon® fittings



Size	OD	ID	Thick	Material	Part #
5"	5¼"	3-13/16"	3/16"	<i>PTFE with Buna-N filler</i>	500GTCATF
	5¼"	3-13/16"	3/16"	<i>PTFE with FKM filler</i>	500GTCATV

Pin Lug Wrench

Feature:

- used on aluminum and iron tank car nuts



Iron Part #
G10

Bronze Sight Flow Indicators

Female NPT x Female NPT

Stock Quantity Only

Features:

- verifies flow and monitors color and clarity in fluid lines
- double window snap ring design
- bronze body
- ABS indicator
- tempered soda lime sight glass
- Buna-N seals
- maximum operating pressure: **125 PSI**
- maximum temperature: **200°F (93°C)**
- made in the USA



Size	Overall Length	Width	Height	Bronze Part #	Optional Qty
1/2"	3-13/16"	2-7/16"	2-7/16"	SF1631-050	1
3/4"	3-13/16"	2-7/16"	2-7/16"	SF1631-075	1
1"	4-3/8"	3"	3-1/8"	SF1631-100	1
1 1/2"	4-5/8"	3-13/16"	4"	SF1631-150	1
2"	4-5/8"	3-13/16"	4"	SF1631-200	1

Stainless Steel Sight Flow Indicators

Female NPT x Female NPT

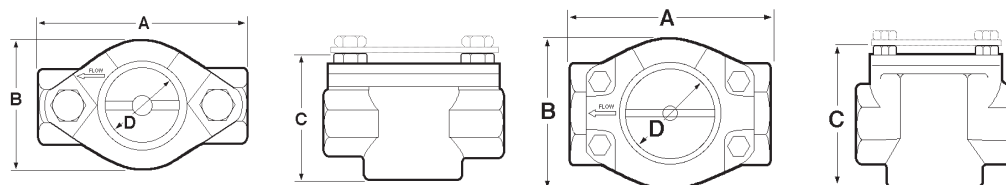
Stock Quantity Only

Features:

- verifies flow and monitor color and clarity in fluid lines
- radial sealing method and bolt-on body design provide reliable service with no torquing maintenance required
- white acetal resin, 40% glass filled propeller style indicator is standard and best for observations at a distance or with opaque liquids ¹
- tempered soda lime sight glass ²
- FKM seals are standard ³
- maximum operating pressure: **200 PSI at 150°F (66°C)**
- maximum temperature: **225°F (107°C) at 150 PSI**
- made in the USA
- 150# flanged units and other metals are available, consult Dixon® for price and availability.



1/2"



1 1/2"

Size	Overall Length A	Width B	Height C	Diameter of Sight Opening D	Stainless Steel Part #	Optional Qty
1/2"	3 1/4"	2"	2-3/8"	1 1/8"	SF1471-050	1
3/4"	4 1/4"	2-9/16"	3-1/4"	1 1/2"	SF1471-075	1
1"	4 1/4"	2-9/16"	3-1/4"	1 1/2"	SF1471-100	1
1 1/2"	5 5/8"	3-5/16"	4-5/16"	2"	SF1471-150	1
2"	5 5/8"	3-5/16"	4-5/16"	2"	SF1471-200	1



2"

¹ Plain, flapper or drip tube style indicators are available as are PTFE indicators, consult Dixon® for price and availability.
² Special units with tempered borosilicate glass are available, consult Dixon® for price and availability.
³ PTFE, EPR and Buna-N seals are available, consult Dixon® for price and availability.

ADS Outalarms

Automated Design Service, Inc. (ADS) is now operating as Dixon® Industrial Fluid Control to manufacture products specifically designed for liquid terminal operations. Our standard product offering is shown on the following pages. However, there are numerous additional applications, materials and custom designs available, please visit canada.dixonvalve.com/ADS for the latest information. Call 513.874.8499 or 877.582.3569 for technical information or assistance with ordering these products.

ADS Outalarms with Probe

Application:

- specifically designed for liquid terminal operation on batch loading and overfill protection, unloading, tank cars, tanks trucks, marine barges, suitable for open and closed dome

Features:

- totally self-contained; no wires, tubing or external power
- rugged weather and corrosion resistant construction
- no moving parts, tip sensitive phase shift™ digital capacitance sensor for conductive and non-conductive fluid
- intrinsically safe design per ANSI/UL913 for Class I, Div I Groups A, B, C and D Hazardous Areas
- requires no calibration or adjustment
- operates up to 2500 hours on a single 9V alkaline battery
- adjustable insertion length through a standard ½" NPT fitting
- high intensity audible and flashing visual outputs
- full, hard graduated laser engraved rod
- fail safe continuous battery monitor goes to alarm state on low battery
- factory tuned to trip ¼" into liquid
- 24", 36", 48" and 60" probe lengths standard, other lengths available
- battery current drain <0.23 ma during standby; <50 ma in alarm state
- horn intensity 101 dB at 2'
- light output 3 each 3000 mcd high intensity flashing LED's
- wetted materials: 316 stainless steel, PTFE standard, other materials available
- pressure rating on standard unit: **50 PSI**, consult Dixon® for applications up to 300 PSI
- optional opto-isolated solid state contact output
- high temperature applications to **325°F (162°C)**
- low temperature option good to **-40°F (-40°C)**
- temperature range: **-14°F to 325°F (-26°C to 163°C)**



ADS Outalarms with A100 Probe

Features:

- capacitance Phase Shift probe
- ½" NPT gland standard
- minimum dielectric constant 1.8
- temperature range: **-14°F to 250°F (-26°C to 121°C)**

Length	Capacitance	Hi-temp Capacitance	Conductivity for conductive fluids
	250°F (121°C) maximum	325°F (163°C) maximum	
12"	A100C12A	A100HC12A	A100CSS12A
24"	A100C24A	A100HC24A	A100CSS24A
36"	A100C36A	A100HC36A	A100CSS36A
48"	A100C48A	A100HC48A	A100CSS48A
60"	A100C60A	A100HC60A	A100CSS60A
72"	A100C72A	A100HC72A	A100CSS72A
84"	A100C84A	A100HC84A	A100CSS84A

NEW

ADS 210 Spillguard™ Monitors

Application:

- shutdown system for tank cars, tank trucks, barges and ships, suitable for open and closed dome

Features:

- rugged, explosion proof, weather, chemical and corrosion resistant
- LED status lights visible through glass cover
- inserts into tank through standard ½" NPT fitting
- probe can be portable or permanently installed in the vessel
- laser engraved graduated rod with ¼" graduations
- probe-to-controller cable protected by stainless steel interlocking armor sheath and heavy duty latching connectors at both ends
- fail safe design, unit trips in the event of an open or shorted cable or loss of power
- controller housing NEMA 4X, NEMA 7, Explosion Proof, Class I, II, Groups B, C and D
- choice of capacitance, conductivity, ultrasonic, temperature or float sensors
- insertion lengths 4" to 60" standard, other lengths available
- wetted materials: 316 stainless steel and PTFE standard, other materials available
- sensor suitable for Class I, II, III, Div 1, Groups A, B, C and D when used with supplied controller and cable lengths of 10,000' or less
- input power: 120 VAC, 240 VAC or 24 VDC, 2.5 watts
- output relay contacts 2 form C (2PDT) rated 2 amps at 120/240 VAC, 1 form C (SPDT) with optional latching circuit and reset switch
- output relay de-energizes on high level, broken or shorted sensor cables or loss of power
- sensor excitation open circuit voltage 8 VDC, short circuit current 8 MA with built-in FM approved barrier
- probe temperature range: **-14°F to 212°F (-26°C to 100°C)**
- probe pressure rating: **50 PSI** with standard fitting, consult Dixon® for applications up to 300 PSI
- standard cable lengths: 15', 25' and 50', other lengths available
- cable connectors designed for repeated mating meet IP 65 mechanical and environmental specifications
- optional self test feature, tilt and ground verification interlocks and latching circuit available



Monitor Options	24V DC	120V AC
A210 Spillguard™ monitor	A210-24	A210-120
with bypass timer	A210B-24	A210B-120
with external reset switch	A210R-24	A210R-120

ADS Spillguard™ Probes

Capacitance Probes

Application:

- for materials with dielectric constant > 1.8, liquids, powders, slurries

Materials:

- probe: 316 stainless
- housing: NEMA 4X, IP66

Features:

- ½" NPT sliding fitting standard, ¾" fitting optional
- open dome adapter and washout fitting available
- tilt sensor optional

Specifications:

- capacitance probe: **250°F (121°C)** maximum
- high temperature probe: **325°F (163°C)** maximum

Length	Capacitance	
	Capacitance	High-Temp
12"	A200PC12A	A200PHC12A
24"	A200PC24A	A200PHC24A
36"	A200PC36A	A200PHC36A
48"	A200PC48A	A200PHC48A
60"	A200PC60A	A200PHC60A
72"	A200PC72A	A200PHC72A
84"	A200PC84A	A200PHC84A

Conductivity Probes

Application:

- for conductive fluids such as acids and water based mixtures

Materials:

- probe: 316 stainless, Hastelloy available for HCL service
- housing: NEMA 4X, IP66

Features:

- ½" NPT sliding fitting standard, ¾" fitting optional
- open dome adapter and washout fitting available
- pressure and tilt sensor options
- single electrode protected in housing
- dual electrodes exposed for easy cleaning

Length	Conductivity	
	Single Electrode	Dual Electrode
12"	A200PCSS12A	A200PCSSDP12A
24"	A200PCSS24A	A200PCSSDP24A
36"	A200PCSS36A	A200PCSSDP36A
48"	A200PCSS48A	A200PCSSDP48A
60"	A200PCSS60A	A200PCSSDP60A
72"	A200PCSS72A	A200PCSSDP72A
84"	A200PCSS84A	A200PCSSDP84A

Float Probes

Application:

- for use with foaming, very low density, or highly viscous liquids

Materials:

- probe: 316 stainless, Hastelloy available for HCL service
- housing: NEMA 4X

Features:

- single point standard, dual or multi-level float available
- open dome adapter and washout adapter available
- A100 battery powered monitor

Length	A100	A200
	Outalarm Float Probe	Float Probe
24"	A100F24DA	A200F24DA
36"	A100F36DA	A200F36DA
48"	A100F48DA	A200F48DA

Multi-Point Ultrasonic Probes

Application:

- for use when multiple detection points are required such as dribble mode, pump shutoff and overflow alarm

Features:

- up to 5 sense points available
- pressure sensor
- ground verification
- tilt storage probe only active in vertical operational position
- Built special order to customer specifications, contact Dixon Bayco at 513.874.8499 for more information.

ADS Outage Gauge

Applications:

- set level fill point for manual / visual fill control
- measure outage requirements on mobile tanks

Feature:

- open dome bracket

Length	316 stainless steel Standard Outgauge Part #	316 stainless steel Outgauge with J Bar Part #
2'	A800OG2	A800OGJ2
3'	A800OG3	A800OGJ3
4'	A800OG4	A800OGJ4
5'	A800OG5	A800OGJ5



ADS Gauge Rods

Application:

- used to gauge liquid levels in any mobile tank

Features:

- 1/2" x .065 wt hardened 316 stainless steel
- laser engraved scale with 1/4" graduations
- rods come in two sections that screw together at the midpoint
- foot marks inscribed on rod at 1' intervals below the inch mark
- heavy duty plastic handle
- available in 4', 8' and 12' lengths

Description	316 Stainless Steel Part #
4'	ADS4GR
8'	ADS8GR
12'	ADS12GR



ADS Spillguard™ Armored Cables

Features:

- 3 or 5 pin connector
- 316 stainless steel armoured cable or yellow rubber cable
- custom lengths available, call 513.874.8499 or 877.582.3569 for more information

Armored Cables

Length	3 Pin	5 Pin
15'	A200CA3P15	A200CA5P15
20'	A200CA3P20	A200CA5P20
25'	A200CA3P25	A200CA5P25
50'	A200CA3P50	A200CA5P50



Rubber Cable ¹

Length	3 Pin
25'	A200CB3P25



¹ for use with (-M) mini connectors only

Accessories

ADS Open Dome Adapters



A100DA

Features:

- flexible design fits most domes
- 1/2" and 3/4" NPT port for Outalarm probes

Stainless Steel

Part #

A100DA **NEW**
 A100DB



Tank Washout Caps



A100TTA



A200SA

Description	Part
tank truck 3" wash-out adapter, 1/2" NPT	A100TTA
tank truck 3" wash-out adapter, 3/4" NPT	A100TTB
washout cap with swivel	A200SA
washout cap with swivel and 2" vent	A200SVA



Cable Junction Boxes



A210CR-3

Description	Part
3 pin	A210CR-3
5 pin	A210CR-5

Additional Parts & Accessories




A210PZH-24



A210-12TC

Description	Part
1" cam and groove coupler and 1/2" NPT bushing, stainless steel	A100CA1050
1" cam and groove coupler with 1/2" NPT busing and 1" NPT vent tee, stainless	A100CA1050V
A100 / 200 splash guard, with 1 1/8" diameter poly	A100SG-POLY
locating tab for A100 / 200 probes	A100LT
replacement A100 monitor only	A100MTR
cable to monitor adapter	A100CBLMTR
A210 Piezo horn 24VDC	A210PZH-24
tri color external signal light	A210-120TC

Boss™ System	66 to 76	Holedall™	84 to 105
Ground joint	66 to 68	Coupling machines	84
Complete female	66	Recommended working pressure	85
Stems	66	External swage	86 to 91
Wing nuts	67	Stems	87 to 88
Knurled nut	67	Flange assembly	88
Female spuds	67	Female ends	89
Male spuds	68	Uni-range male couplings	89
Double spuds	68	Ferrules	90, 91
Boss Holedall™ fittings	68	Internal swage	92 to 97
NPT adapters	69	Stems	92, 93
Wing nut caps	69	Ferrules	93
Washer seals	70 to 71	Scovill style	94 to 95
Complete female	70	API Certified permanently attached	96 to 97
Stems	70	Washers	98
Female spuds	70	HB coupling expander machine	98
Male spud	71	Permanent pump hose couplings	98
Double spuds	71	Dubl-grip® re-attachable couplings	99
Seal washers	71	CIP internal expansion sanitary style	100
Male stems	72	Sanitary style	100 to 105
LP Boss™ male stems	73	Stems	100, 101
Hose menders	73	Plugs	100
Spud x hose shank	73	Threaded hex nuts	101
Clamps	74 to 75	Flow Chief ferrules	102
Ground joint air hammer	76	Sanitary King Crimp™ stems	103 to 104
Stems	76	DIN external crimp stems	105
Wing nuts	76	Sanitary style crimp ferrules	105
Spuds	76		
		King Crimp™	106 to 117
Boss™ LPS frac fittings	77 to 83	Crimp working pressure chart	106
Complete male/female assemblies	77	Type C	107
Females	77	Type E	108
Males with nut	78	Global type C	108
Suction service	78	Global type E	109
O-ring	78	Boss™ ground joint stems	109
King Crimp™ style short ferrules	78	Sleeves	110 to 111
One and two piece hammer union nuts	79	Ferrules	112 to 113
Hammer union caps and plugs	80	Nipples	114, 115, 116
One-piece flange adapters	81, 82	150# ASA fixed flanges	115
Straights	81	Nipples x TTMA flange	115
Shorts	81	Nipple for floating flange	115
Elbows	81	Short combination nipples	116
Flange to weld adapters	82	Short ferrules	116
Flange x male NPT	82	Large sleeves	116
Port adapter	82	Heavy duty nipples	117
Hammer union elbows	82	Heavy duty ferrules	117
Hammer union elbows	82		
Boss LPS™ System Components	83		



Features:

- positive metal-to-polymer seal
- leakproof seal forms when the metal head of the stem makes contact with the patented polymer seat in the spud
- non-metallic polymer seat resists most chemicals found in manufacturing facilities (reference corrosion resistance chart on pages 921 - 926)
- recommended for steam service up to **450°F (232°C)**
- easy to seal
- use with Boss™ clamps found on pages 74, 75

BOSS™ Ground Joint Couplings with Female Spud



Hose Shank x NPT	Plated Steel and / or Iron Part #	316 Stainless Steel Part #	Brass Part #
1/4"	GF1 ¹	---	---
3/8"	GF3 ¹	---	---
1/2"	GF6	---	---
1/2" x 3/4"	GF26-1	---	---
3/4"	GF26	RGF26	BGF26
1"	GF36	RGF36	BGF36
1 1/4"	GF51	RGF51	---
1 1/2"	GF61	RGF61	---
2"	GF81 ²	RGF81 ²	---
2 1/2"	GF96	---	---
3"	GF111	---	---
4"	GF141	---	---
6"	GF201 ¹	---	---

¹ 1/4", 3/8" and 6" available only with copper seat spuds

² not to be used with #250, #275 or #306 Boss™ clamps



BOSS™ Ground Joint Stems



Hose Shank x NPT	Plated Steel and / or Iron Part #	Optional Qty	316 Stainless Steel Part #	Brass Part #
1/4"	GBA	100	---	---
3/8"	GCA	100	---	---
1/2"	GB1	100	---	---
1/2" x 3/4"	GB6-1	50	---	---
3/4"	GB6	50	RGB6	BGB6
1"	GB11	50	RGB11	BGB11
1 1/4"	GB16	25	RGB16	---
1 1/2"	GB21	25	RGB21	---
2"	GB26 ²	10	RGB26 ¹	---
2 1/2"	GB31	5	---	---
3"	GB36 ²	5	---	---
4"	GB46	5	---	---
6"	GB66	2	---	---

¹ not to be used with #250, #275 or #306 Boss™ clamps

² GB26 / GB36 have machined shank to accept Boss™ clamps, King Crimp™ sleeves, ferrules. Use only Boss clamps on GB26 / GB36 for steam service.

Only use the crimp style shanks with the crimp style sleeves and ferrules.

Due to differences in dimensions and tolerances for safety reasons, do not interchange other manufacturer's products with Dixon® products. Pressure rating is based on the seal of the mating part. Reference canada.dixonvalve.com for a complete list of ratings.



The King Crimp™ sleeve and ferrule are not intended for steam service.



Boss™ Wing Nuts

Size	Plated Steel and / or Iron Part #	Optional Qty	316 Stainless Steel Part #	Brass Part #
¼"	SLS4	100	---	---
⅜"	CB	100	---	---
½"	B2	100	---	---
¾"	B12	25	RB12	BB12
1"	B12	25	RB12	BB12
1¼"	B17	25	RB17	---
1½"	B17	25	RB17	---
2"	B27	10	RB27	---
2½"	B32	5	---	---
3"	B37	5	---	---
4"	B47	5	---	---
6"	B67	2	---	---



plated iron / steel



316 stainless steel



brass

Hose Coupling
Systems


Boss™ Knurled Nut

Size	Plated Steel Part #	Optional Qty
¾" and 1"	KB12	25




Boss™ Ground Joint Female Spuds

Thread	Plated Steel and / or Iron Part #	Optional Qty	316 Stainless Steel Part #	Brass Part #
¼"	GBC ¹	100	---	---
⅜"	GCC ¹	100	---	---
½"	GB3	100	---	---
¾"	GB8	50	RGB8	BGB8
1"	GB13	50	RGB13	BGB13
1¼"	GB18	25	RGB18	---
1½"	GB23	25	RGB23	---
2"	GB28	10	RGB28	---
2½"	GB33	5	---	---
3"	GB38	5	---	---
4"	GB48	5	---	---
6"	GB68 ¹	2	---	---




¹ ¼", ⅜" and 6" available only with copper seat spuds, all other sizes have polymer seats



Boss™ Ground Joint Male Spuds

Thread	Plated Steel Part #	Plated Iron Part #
3/8"	GMC¹	---
1/2"	GM3	---
3/4"	GM8	---
1"	GM13	---
1 1/4"	---	GM18
1 1/2"	---	GM23
2"	---	GM28
2 1/2"	---	GM33
3"	---	GM38

¹ 1/4", 3/8" and 6" available only with copper seat spuds, all other sizes have polymer seats




Boss™ Ground Joint Double Spuds

Thread	Plated Steel Part #	Plated Iron Part #
1/2"	GDB3	---
3/4" and 1"	GDB13	---
1 1/4" and 1 1/2"	---	GDB23
2"	---	GDB28
2 1/2"	---	GDB33
3"	---	GDB38


Boss Holedall™ Fittings

Applications:

- designed for air and liquid applications where a permanent, low profile clamping system is desired
- *not for steam service* 

Features:

- supplied with carbon steel ferrules
- consult Dixon® for swage and/or crimp specifications



Size	Hose OD		Plated Iron / Steel Part #	Stainless Steel Part #
	From	To		
3/4"	1-10/64"	1-14/64"	GF26P1	---
	1-15/64"	1-18/64"	GF26P2	---
	1-19/64"	1-22/64"	GF26P3	---
1"	1-30/64"	1-34/64"	GF36P1	---
	1-35/64"	1-38/64"	GF36P2	---
	1-39/64"	1-42/64"	GF36P3	---
1 1/2"	1-58/64"	2"	GF61P1	RGF61P1
	2-1/64"	2-8/64"	GF61P2	RGF61P2
	2-9/64"	2-16/64"	GF61P3	---
2"	2-28/64"	2-40/64"	GF81P1¹	RGF81P1
	2-41/64"	2-48/64"	GF81P2¹	RGF81P2
	2-49/64"	2-56/64"	GF81P3¹	---
3"	3-30/64"	3-40/64"	GF111P1¹	---
	3-41/64"	3-48/64"	GF111P2¹	---
	3-49/64"	3-56/64"	GF111P3¹	---

¹ 2" and 3" have a machined shank

Boss™ Adapters

Female NPT

Features:

- designed to fit the standard ground joint spuds on pages 67, 68
- supplied with a wing nut, as shown
- for safety tags and safety tape, see page 906

Size	NEW	
	Plated Steel and / or Iron Part #	316 Stainless Steel Part #
¾"	GFAS6	RGFAS6
1"	GFAS11	RGFAS11
1¼"	GFAS16	---
1½"	GFAS21 ¹	---
2"	GFAS26	---
3"	GFAS36	---

¹ part is produced as a welded fabrication

Hose Coupling
Systems

Male NPT


Size	NEW	
	Plated Steel and / or Iron Part #	316 Stainless Steel Part #
¾"	GMAS6	RGMAS6
1"	GMAS11	---
1¼"	GMAS16	---
1½"	GMAS21	---
2"	GMAS26 ¹	---
3"	GMAS36	---

¹ uses a special wing nut, part # B27-1




Boss™ Wing Nut Caps

Features:

- supplied with 12" chain and washer
- for best results, use with washer style spuds and washers on page 71
- not intended for pressure applications 

Size	Plated Steel and / or Iron Part #	316 Stainless Steel Part #	Opt Qty
¾" and 1"	B12SC	RB12SC	25
1¼" and 1½"	B17SC	---	25
2"	B27SC	---	10
3"	B37SC	---	5






Features:

- recommended for steam service up to **450°F (232°C)**
- easy to seal
- Klingersil® C-4401 washer is inserted between the stem and spud
- leakproof seal forms by rotating the wing nut and hammering it tight
- use with Boss™ clamps found on pages 74 - 75
- use with wing nuts found on page 67

Boss™ Washer Seal Couplings with Female Spud




Hose Shank x NPT	Plated Steel and / or Iron Part #	316 Stainless Steel Part #
3/8"	WF3	---
1/2"	WF6	---
1/2" x 3/4"	WF26-1	---
3/4"	WF26	RWF26
1"	WF36	RWF36
1 1/4"	WF51	RWF51
1 1/2"	WF61	RWF61
2"	WF81 ¹	RWF81 ¹
2 1/2"	WF96	---
3"	WF111	---



¹ not to be used with #250, #275 or #306 Boss™ clamps

Boss™ Washer Seal Stems



Hose Shank x NPT	Plated Steel and / or Iron Part #	Opt Qty	316 Stainless Steel Part #
3/8"	SS337	100	---
1/2"	B1	100	---
1/2" x 3/4"	B6-1	50	---
3/4"	B6	50	RB6
1"	B11	50	RB11
1 1/4"	B16	25	RB16
1 1/2"	B21	25	RB21
2"	B26 ¹	10	RB26 ¹
2 1/2"	B31	5	---
3"	B36	5	---



¹ not to be used with #250, #275 or #306 Boss™ clamps


Boss™ Washer Seal Female Spuds




Thread Size	Plated Steel and / or Iron Part #	Opt Qty	316 Stainless Steel Part #
3/8"	CC	100	---
1/2"	B3	100	---
3/4"	B8	25	RB8
1"	B13	50	RB13
1 1/4"	B18	25	RB18
1 1/2"	B23	25	RB23
2"	B28	10	RB28
2 1/2"	B33	5	---
3"	B38	5	---

Boss™ Washer Seal Male Spuds

Thread	Plated Steel or Iron Part #
3/8"	WMC ¹
1/2"	WM3 ¹
3/4"	WM8 ¹
1"	WM13 ¹
1 1/4"	WM18 ²
1 1/2"	WM23 ²
2"	WM28 ²
3"	WM38 ²

¹ plated steel² plated ironHose Coupling
Systems**Boss™ Washer Seal Double Spuds**

Thread	Plated Steel or Iron Part #
3/8"	---
1/2"	DB3 ¹
3/4"	DB13 ¹
1"	DB13 ¹
1 1/4"	DB23 ²
1 1/2"	DB23 ²
2"	DB28 ²
3"	DB38 ²

¹ plated steel² plated iron**Boss™ Washer Seal Washers**

Size	Nitrile Rubber Bonded, Non-Asbestos Klingersil® C-4401 Part #
3/8"	WBC
1/2"	W2
3/4"	W12
1"	W12
1 1/4"	W17
1 1/2"	W17
2"	W27
2 1/2"	W32
3"	W37



Boss™ Male Stems

Features:

- recommended for steam service up to **450°F (232°C)**
- use with Boss™ clamps on pages 74 - 75 for safety tags and safety tape see page 906



plated steel



plated iron



316 stainless



brass

Hose x NPT size	Plated Steel Bar Stock Part #	Opt Qty	Size	Plated Iron Part #	Opt Qty
1/4" x 1/8"	MS4X2	100	---	---	---
1/4" x 1/4"	MSA	100	---	---	---
1/4" x 3/8"	MSB	25	---	---	---
3/8" x 1/4"	MS6X4	100	1 1/4"	MS16	20
3/8" x 3/8"	MSC	100	1 1/2"	MS21	20
3/8" x 1/2"	MS6X8	50	2"	MS26	10
1/2" x 1/4"	MS8X4	50	2 1/2"	MS31	5
1/2" x 3/8"	MS8X6	50	3"	MS36	5
1/2" x 1/2"	MS1	50	4"	MS46	2
1/2" x 3/4"	MS8X12	25	---	---	---
3/4" x 1/2"	MS12X8	25	---	---	---
3/4" x 3/4"	MS6	50	---	---	---
3/4" x 1"	MS12X16	25	---	---	---
1" x 3/4"	MS16X12	25	---	---	---
1" x 1"	MS11	25	---	---	---

Size	316 Stainless Part #	Size	Brass Part #
1/2"	RMS1	---	---
3/4"	RMS6	3/4"	BMS6
1"	RMS11	1"	BMS11
1 1/4"	RMS16	1 1/4"	BMS16
1 1/2"	RMS21	1 1/2"	BMS21
2"	RMS26	2"	BMS26
2 1/2"	RMS31	---	---
3"	---	3"	---

LP Boss™ Male Stems - Male NPT End

Size	Schedule 40 Plated Steel Part #	Schedule 40 Stainless Steel Part #	Schedule 80 Plated Steel Part #
1¼"	LP16	---	LP16-80 ¹
1½"	LP21	---	LP21-80 ¹
2"	LP26	---	LP26-80 ¹
2½"	LP31	---	---
3"	LP36	RLP36	---
4"	LP46	RLP46	---
6"	LP66	---	---

Hose Coupling
Systems¹ schedule 80 stems meet NFPA 58

LP Boss™ Male Stems - Beveled End

Size	Schedule 40 Unplated Steel Part #
2"	LPB26
3"	LPB36



Boss™ Hose Menders

Features:

- collars designed to engage gripping fingers of Boss™ clamps
- ¾" - 3" plated iron; ½" plated steel

Size	Part #
½"	M1
¾"	M6
1"	M11
1¼"	M16
1½"	M21
2"	M26
2½"	M31
3"	M36



Boss™ Spud x Hose Shank

Material:

- seat: polymer

Thread	Steel Part #
1"	GH1311
2"	GH2826



Boss™ Clamps

⚠ WARNING

- The bolts used in the Boss™ interlocking clamps are not standard bolts. They vary from standard bolts in their length, diameter, overall thread length and material hardness. These bolts can be retorqued, but it is **not** recommended that the bolts or clamps be reused, as they are designed for a single bend only. Dixon® recommends using only factory supplied replacement bolts.
- Torque values for clamps are based on dry bolts. The use of lubricant on bolts will adversely effect clamp performance. *Do not lubricate nuts and bolts.*
- For all Bolt Tightening Sequences, please visit canada.dixonvalve.com

Features:

- recommended for steam service up to **450°F (232°C)**
- recommended torque rating in ft. lbs.
- replacement nuts and bolts are available, contact Dixon® for more information

2 Bolt Type, 2 Gripping Fingers

Hose ID	Hose OD		Zinc Plated Iron Part #	Pkg Qty	Stainless Steel ⁴ Part #	Torque ft. lbs. ²	Brass Part #	Torque
	from	to						
¼"	36/64"	42/64"	BD ³	100	---	6	---	---
⅜"	44/64"	56/64"	CD ³	100	---	6	---	---
½"	52/64"	60/64"	DD ³	100	---	6	---	---
½"	60/64"	1-4/64"	B4 ³	25	RB4	12	BB4	10
½"	1-4/64"	1-12/64"	B5	25	---	12	---	---
¾"	1-10/64"	1-20/64"	BU9 ³	50	RBU9	21	BBU9	18
¾"	1-20/64"	1-32/64"	B9	25	RB9	21	---	---
¾"	1-32/64"	1-44/64"	B10 ³	25	---	21	---	---

4 Bolt Type, 2 Gripping Fingers

Hose ID	Hose OD		Zinc Plated Iron Part #	Pkg Qty	Stainless Steel ⁴ Part #	Torque ² ft. lbs.	Brass Part #	Torque
	from	to						
1"	1-34/64"	1-46/64"	BU14	25	RBU14	21	BBU14	18
1"	1-44/64"	1-60/64"	B14	25	RB14	21	---	---
1"	1-60/64"	2-8/64"	B15	20	---	21	---	---
1¼"	1-32/64"	1-50/64"	BU18	20	---	40	---	---
1¼"	1-50/64"	2-6/64"	BU19	10	---	40	---	---
1¼"	2-8/64"	2-24/64"	B19	10	RB19	40	---	---
1½"	1-52/64"	2"	BU22	10	---	40	---	---
1½"	2"	2-14/64"	B22	10	---	40	---	---
1½"	2-12/64"	2-24/64"	BU24	10	RBU24	40	---	---
1½"	2-24/64"	2-36/64"	B24	10	RB24	40	---	---
1½"	2-36/64"	2-48/64"	B25	10	---	40	---	---
2"	2-22/64"	2-34/64"	BU28	9	---	60	---	---
2"	2-32/64"	2-50/64"	BU29	10	RBU29	60	BBU29 ¹	40
2"	2-48/64"	3-4/64"	B29	10	RB29	60	---	---
2"	3-6/64"	3-28/64"	B30	5	---	60	---	---
2½"	3-6/64"	3-28/64"	BU34	5	---	60	---	---
2½"	3-32/64"	3-60/64"	B34	5	---	150	---	---
3"	3-32/64"	3-60/64"	BU35	5	RBU35	150	---	---
3"	3-52/64"	4-4/64"	B35	5	---	150	---	---
3"	4-4/64"	4-28/64"	B39	5	---	200	---	---

¹ will become obsolete as inventory is depleted

² torque applies to plated iron and stainless steel clamps

³ global investment cast carbon steel

⁴ When installing stainless steel bolts and nuts, the use of anti-seize or anti-galling lubricant is advised. A light coat is required on the bolt threads to prevent thread galling and artificial torque reading.

Boss™ Clamps

⚠ WARNING

- The bolts used in the Boss™ interlocking clamps are not standard bolts. They vary from standard bolts in their length, diameter, overall thread length and material hardness. These bolts can be retorqued, but it is **not** recommended that the bolts or clamps be reused, as they are designed for a single bend only. Dixon® recommends using only factory supplied replacement bolts.
- Torque values for clamps are based on dry bolts. The use of lubricant on bolts will adversely effect clamp performance. *Do not lubricate nuts and bolts.*
- for all bolt tightening sequences, please visit canada.dixonvalve.com

Features:

- recommended for steam service up to **450°F (232°C)**
- recommended torque rating in ft. lbs.
- replacement nuts and bolts are available, contact Dixon® for more information

4 Bolt Type, 4 Gripping Fingers

Hose ID	Hose OD		Zinc Plated Iron Part #	Optional Qty	Torque Ft. Lbs.
	from	to			
½"	58/64"	1-2/64"	968	50	6
1"	1-26/64"	1-36/64"	156	20	21
1¼"	1-44/64"	1-56/64"	187	10	21
1¼"	1-56/64"	2-4/64"	206	20	21
1½"	2"	2-8/64"	212	10	21
1½"	2-4/64"	2-16/64"	225	10	40
2"	2-16/64"	2-32/64"	250 ¹	10	40
2"	2-32/64"	2-48/64"	275 ¹	10	40
2"	2-48/64"	3-4/64"	306 ¹	5	60
2½"	3-4/64"	3-32/64"	350	5	60
3"	3-32/64"	3-48/64"	375	5	60
3"	3-48/64"	4"	401	5	150
3"	4"	4-12/64"	418	2	200
3"	4-12/64"	4-32/64"	450	2	200

¹ not to be used with GF81, GB26, WF81, B26, RGF81, RGB26, BGF81, RWF81, RB26

**6 Bolt Type, 3 Gripping Fingers**

Hose ID	Hose OD		Zinc Plated Iron Part #	Optional Qty	Torque Ft. Lbs.
	from	to			
3"	4-16/64"	4-52/64"	BS39	2	150
4"	4-40/64"	5"	B45	3	150
4"	4-56/64"	5-16/64"	BS49	2	200
4"	5-16/64"	5-38/64"	BU49	2	200
4"	5-34/64"	5-60/64"	B49	2	200

**6 Bolt Type, 6 Gripping Fingers**

Hose ID	Hose OD		Zinc Plated Iron Part #	Optional Qty	Torque Ft. Lbs.
	from	to			
6"	6-56/64"	7-24/64"	750	1	200
6"	7-32/64"	8"	850	1	200




Ground Joint Air Hammer Couplings with Female Spud

Female Spud

Features:

- rounded steel head of stem fits concave inserts in spuds for superior sealing
- metal-to-metal copper seat seal
- for use with Boss™ clamps on page 74 -75



Style	NPT Size	Plated Steel / Iron Part #
Compact	1/2"	GDF6
	3/4"	GDF8
Heavy Duty	3/4"	GDF10
	1"	GDF12

Stems



Style	Hose ID	Plated Steel Part #
Compact	1/2"	GBA45
	3/4"	GBA46
Heavy Duty	3/4"	GBB18
	1"	GBB11

Wing Nuts



Style	Hose ID and NPT Sizes	Coarse Nut Thread	Iron Part #
Compact	1/2"	1-31/64" OD x 8 TPI	J47
	3/4"		J47
Heavy Duty	3/4"	1-47/64" OD x 8 TPI	DLB12
	1"		DLB12

Female Spuds



Style	NPT Size	Coarse Nut Thread	Plated Steel w/ Copper seat Part #
Compact	1/2"	1-31/64" OD x 8 TPI	GJ65
	3/4"		GJ55
Heavy Duty	3/4"	1-47/64" OD x 8 TPI	GDL8
	1"		GDL13

Male Spuds



Style	Hose ID and NPT Sizes	Coarse Nut Thread	Plated Steel w/ Copper seat Part #
Compact	1/2"	1-31/64" OD x 8 TPI	GJ60
	3/4"		GJ50
Heavy Duty	3/4"	1-47/64" OD x 8 TPI	GDL7
	1"		GDL10

Double Spuds



Style	Hose ID and NPT Sizes	Coarse Nut Thread	Plated Steel w/ Copper seat Part #
Compact	1/2"	1-31/64" OD x 8 TPI	GJ75
	3/4"		GJ75
Heavy Duty	3/4"	1-47/64" OD x 8 TPI	GDL25
	1"		GDL25

Dixon® Frac Fittings

Application:

- used in the fast paced transfer of water, chemicals and sand slurry to a hydraulic fracturing site

Features:

- one-piece stem design eliminates the leak path common with two-piece threaded systems
- interchangeable with current fittings; phase them into your operation
- designed to work with Dixon® King Crimp™ sleeves or ferrules.
- 400 PSI** working pressure at **70°F (21°C)** for 3" and 4" sizes; 4:1 safety factor (SF) ¹
- 230 PSI** working pressure at **70°F (21°C)** for 6" size; 4:1 safety factor (SF)
- 150 PSI** working pressure at **70°F (21°C)** for 8" size; 3:1 safety factor (SF)

¹ 400 PSI working pressure with a minimum 4:1 safety factor (*hose burst: hose working pressure*) is only achieved with:

- 3" size uses standard crimp ferrules
- 4" size requires heavy duty (HD) crimp ferrules, CF400-6CSDH through CF400-16CSDH and heavy duty stems

Note: Water and petroleum transfer hoses rated from 100 to 300 PSI WP (4:1 SF) have excellent test results with the standard King Crimp™ ferrules CF400-xxCS.

Materials:

- fittings: machined iron to ASTM standards; all stems zinc plated
- male 3", 4" and 6" NPT fittings are schedule 80 pipe; 8" NPT fittings are schedule 40 pipe; all sizes meet ASTM standards
- nut: forged steel meeting AISI standards

Complete Male / Female Assembly

Size	Figure	Part #
2"	206	NEW HUMF206200CS
3"	100	HUMF100300CS
	206	HUMF206300CS
4"	100	HUMF100400CS
	206	HUMF206400CS
6"	100	HUMF100600CS
	206	HUMF206600CS
8"	100	HUMF100800CS
	206	HUMF206800CS



4"

Female

Size	Figure	Part #
2"	206	NEW HUF206200CS
3"	100	HUF100300CS
	206	HUF206300CS
4"	100	HUF100400CS
	206	HUF206400CS
6"	100	HUFALL600CS ¹
	206	
8"	100	HUFALL800CS ¹
	206	



3" and 4"



8"

¹ meets both figure 100 and 206 dimensional specifications

Dixon® Frac Fittings

Male with Nut



3" and 4"



6" and 8"

Size	Figure	Part #
2"	206	HUM206200CS ¹ NEW
3"	100	HUM100300CS
	206	HUM206300CS ¹
4"	100	HUM100400CS
	206	HUM206400CS ¹
6"	100	HUM100600CS
	206	HUM206600CS ¹
8"	100	HUM100800CS
	206	HUM206800CS ¹

¹ includes nut and O-ring



HUSM500SW-1




HUSF500SW

Suction Service Fittings

Size	Figure	Description	Forged Steel Part #
5"	50	socket weld x suction male hammer union (includes O-ring, no nut)	HUSM500SW-1
		socket weld x suction female hammer union	HUSF500SW
5"	N/A	split nut, suction and discharge, black	HUS500RN

Dixon® Frac Fitting O-rings



Size	Figure	Buna-N Part #
3"	206	O238BU
4"	206	O347BU
6"	206	O440BU
8"	206	O447BU

King Crimp™ Style Short Frac Ferrules



Hose ID	Hose OD		Ferrule Wall Thickness	Ferrule ID	Ferrule Overall Length	Carbon Steel Part #
	From	To				
8"	8-29/64"	8-36/64"	.120"	8.625"	4.25"	CFS800-1CS
	8-37/64"	8-44/64"	.120"	8.750"	4.25"	CFS800-2CS
	8-45/64"	8-52/64"	.120"	8.875"	4.25"	CFS800-3CS
	8-53/64"	8-60/64"	.120"	9.000"	4.25"	CFS800-4CS
	8-61/64"	9-4/64"	.120"	9.125"	4.25"	CFS800-5CS
	9-5/64"	9-12/64"	.120"	9.250"	4.25"	CFS800-6CS
	9-13/64"	9-20/64"	.120"	9.375"	4.25"	CFS800-7CS
	9-21/64"	9-28/64"	.120"	9.500"	4.25"	CFS800-8CS

Dixon® Hammer Union Nuts

One-Piece

Features:

- long lasting and dependable nut
- all nuts are interchangeable with reliable brands
- cold working pressure: **2,000 PSI**
- 6" and 8" sizes have 4 lug design for more surface area to hammer

Size	Figure	Forged Steel AISI Standards Part #
2"	206	NEW HU206200N
3"	100	HU100300N
	206	HU206300N
4"	100	HU100400N
	206	HU206400N
6"	100	HU100600N
	206	HU206600N
8"	100	HU100800N
	206	HU206800N



3" and 4"



6" and 8"

Hose Coupling
Systems

Two-Piece

Applications:

- replacement for damaged hammer union nuts
- used with male one-piece flange adapters

Features:

- lug design provides enlarged surface area to hammer
- repair nut is pinned and bolted for perfect alignment
- nut can be installed on pre-existing hammer union assembly
- cold working pressure: **2,000 PSI**
- 4" Figure 200/206 nut is interchangeable with reliable brands
- 6" and 8" Figure 100/200/206 nuts are interchangeable with reliable brands
- available in other series and sizes, contact Dixon®


Dixon® recommends using Loctite® Threadlocker Red 271™ when bolting together two-piece hammer union nuts to ensure that bolts do not loosen when in service. Option two is to weld the seams of the split nut. Bolt torque recommendation is 60 foot pounds. 



figure 200 / 206



figure 100

Size	Figure	Forged Steel AISI Standards Part #
4"	split nut, figure 200/206, blue (includes bolts)	HU200400RN
5"	split nut, suction and discharge, black	HUS500RN
6"	split nut, figure 100, black (includes bolts)	HU100600RN
	split nut, figure 200/206, blue (includes bolts)	HU200600RN
8"	split nut, figure 100, black (includes bolts)	HU100800RN
	split nut, figure 200/206, blue (includes bolts)	HU200800RN

Hammer Union Caps and Plugs

Application:

- Prevents leakage of hydraulic fracturing fluids from hammer union connections used on manifolds and hose assemblies. Hammer union caps and plugs can be used in pressurized service or as dust caps/plugs on site or when transferring equipment.

Features:

- forged steel construction ensures longevity, reliability and performance
- caps are designed with larger lugs for easier installation and disassembling and include a threaded bolt hole for attaching chain or cable
- plugs are designed with larger handle for easier installation and disassembling and include a handle hole to attach chain or cable
- forged steel meets AISI standards

Blanking Caps




HUC207400

Size	Figure	Description	Forged Steel Part #
2"	206	includes nut/plug body, O-ring and retaining ring	HUC206200
4"	206	includes nut/plug body, O-ring and retaining ring blue with nut/plug body and retaining ring with bolt & chain	HUC206400 HUC206400BC
	207	cap only blanking cap with bolt & chain	HUC207400 HUC207400BC
6"	206	includes nut/plug body, o-ring and retaining ring	HUC206600
8"	206	includes nut/plug body, o-ring and retaining ring	HUC206800

Blanking Plugs




HUP207400



HUPALL600

Size	Figure	Description	Forged Steel Part #
4"	207	plug only with chain and d-link (shackle/bolt)	HUP207400 HUP207400DC
6"	100/200/206	hammer union, connects to figures 100/200/206	HUPALL600
8"	100/200/206	hammer union, connects to figures 100/200/206	HUPALL800

O-ring



Size	Buna-N Part #
4"	O429BU

Dixon® One-Piece Flange Adapters

Application:

- used in the transfer of water, brine, water-based chemicals, water-based acids, and gelatinous proppant (sand) slurry used at hydraulic fracturing sites
- use with **HU200400RN** two-piece nut

Features:

- flange x female or male hammer union straights (standard or short length)
- 45° elbows in female and male (flange x hammer union)
- no welds or pipe threads to deteriorate and cause premature leakage
- two-piece nut is pinned and bolted for perfect alignment
- all 4" Figure 206 threads are interchangeable with other reliable brands
- 125# flange match the bolt pattern of 150# flange
- iron adapters meet ASTM standards
- forged steel nuts meet AISI standards

Flange Adapters - Straight

Size	Figure	Description	Overall Length	Iron Part #
4"	206	female hammer union x 125# flange	5-1/8"	HUF206400FLG
		male hammer union x 125# flange includes nut and Buna-N O-ring	5-9/16" (with nut)	HUM206400FLG
6"	100/200/206	125# flange x female hammer union; connects to figures 100/200/206	4-1/2"	HUFALL600FLG
	206	125# flange x male (includes iron nut and O-ring)	4-15/16"	HUM206600FLG ¹
8"	100/200/206	125# flange x female hammer union; connects to figures 100/200/206	4-1/2"	HUFALL800FLG
	206	125# flange x male (includes nut and O-ring)	5-7/32"	HUM206800FLG ¹




HUF206400FLG

¹ nut is iron

Flange Adapters - Short

Size	Figure	Description	Overall Length	Iron Part #
4"	206	female hammer union x 125# flange short	3"	HUF206400FLG-ST
		male hammer union x 125# flange short includes nut and Buna-N O-ring	3-13/32"	HUM206400FLG-ST



HUM206400FLG-ST

Flange Adapters - 45° Elbow


Size	Figure	Description	Overall Length	Iron Part #
4"	206	female hammer union x 125# flange 45° elbow	10-31/32"	HUF206400FLG-45
		male hammer union x 125# flange 45° elbow includes nut and Buna-N O-ring	12-1/32" (with nut)	HUM206400FLG-45



HUM206400FLG-45

O-ring

Size	Buna-N Part #
4"	O347BU



- For flange dimensions, diagrams and additional information please reference canada.dixonvalve.com.

Dixon® One-Piece Adapters

150# Flange to Weld Adapters

Features:

- used on a 12" pipe manifold
- easy to weld
- formed butt weld provides accurate alignment
- compatible with other reliable brands




10½"

Size	Description	Weldable Cast Steel Part #
4"	150# flange x weld adapter, vertical	WA4FL12X750-1
	150# flange x weld adapter, offset	WA4FL12X750-2
	150# flange x weld adapter, vertical	WA4FL12X1050-1
	150# flange x weld adapter, offset	WA4FL12X1050-2

Vertical Pattern



Offset Pattern



- For flange dimensions, diagrams and additional information please reference canada.dixonvalve.com.



125# Flange x Male NPT



4FAMT

Size	Description	Ductile Iron Part #
4"	125# flange x male NPT	4FAMT
	125# flange x male NPT - long	4FAMTL



Port Adapter



Size	Figure	Description	Iron Part #
2"	206	male NPT x female hammer union	HUF206200MT



Hammer Union Elbows

Features:

- no welds or pipe threads to deteriorate and cause premature leakage
- easy to weld to 12" pipe manifolds



HUMF20640080

Size	Figure	Description	Ductile Iron Part #
4"	206	male hammer union x female hammer union 45° elbow	HUMF20640045
		male hammer union x female hammer union 60° elbow	HUMF20640060
		male hammer union x female hammer union 80° elbow	HUMF20640080
		male hammer union x female hammer union 90° elbow	HUMF20640090

Boss™ Low Pressure System Components

Dixon® is committed to improving end user productivity and reducing environmental and safety related incidents on the low pressure side of hydraulic fracturing sites. Boss™ Low Pressure System products are built around the premise; "no welds, no threads, no leaks." The product line is continually expanding, visit canada.dixonvalve.com/boss/lps for the latest updates.

Hose Coupling
Systems




Holedall™ Coupling Machines

Rams, are powerful finely engineered machines designed specifically to externally swage and internally expand Holedall™ couplings by hydraulic pressure securely attaching Holedall™ couplings to hose. Since each ram generates all the hydraulic pressure required to attach the Holedall™ coupling, one person can easily operate the equipment.

15 Ton Ram



100 Ton Ram



Features:

- for internally expanded couplings only
- can expand 1" through 3" steel fittings and 5/8" through 4" brass Holedall™ Petroleum fittings
- produces up to 10,000 PSI, for up to 15 tons of ram force
- bench mounted model (optional stand available)
- motor: ½ h.p., 115 volt, 60 cycle, single phase with foot pedal

Features:

- for externally swaging Holedall™ fittings to hose, sizes 1¼" through 10" ID
- optional accessories allow the ram to be used for internally expanded couplings on hose from 1" through 6"
- capable of producing up to 100 tons of ram force
- motor: 1½ h.p., 115 volt, 60 cycle, single phase motor is standard with remote, (220/440 volt motors are available)


25 Ton Ram



Features:

- can externally swage ¼" through 4" ID hose and internally expand 5/8" through 4" ID hose with proper equipment
- produces up to 10,000 PSI of line pressure for up to 25 tons of ram force
- free standing model
- high speed pump kit option is available
- motor is ½ h.p., 115 volt 60 cycle, single phase with foot pedal

350 Ton Ram



Features:

- for externally swaging Holedall™ and Rotary fittings
- produces up to 354 tons of ram force for swaging
- 14" 150 lb. flange will fit through the bed plate
- ram has 36" of stroke
- motor: 12½ h.p., 230 volt, 60Hz, 3 phase motor is standard with remote

50 Ton Ram



Features:

- can externally swage 1¼" through 6" ID hose and internally expand 1" through 6" ID hose with proper equipment
- produces up to 10,000 PSI, for up to 50 tons of ram force
- bench mounted model (optional stand available)
- motor is 1½ h.p., 115 volt, 60 cycle, single phase, standard with remote, (220/440 volt motors are available)

⚠ All Rams require dies of the proper size to reduce the ferrule to the proper diameter for a good grip on the hose. Pushers of the proper size must be used on the end of the Ram to push the Holedall™ fitting through the die. Die and pusher selection depends on the sizes and types of hoses being coupled. Ferrule recommendations are available upon request. Consult Dixon® for specific details.

Recommended Working Pressures

⚠ WARNING Holedall™ couplings, regardless of coupling style, are never to be used for steam service at any pressure. Holedall™ fittings listed below are not to be used with cable reinforced high-pressure hose, 4 or 6 braid wire hydraulic hose or any other service not listed in recommendations. In addition, Internally Expanded Holedall™ couplings are not to be used with plastic lined chemical hose. Consult Dixon® for recommendations on usage.

Holedall™ couplings (Externally Swaged), to perform satisfactorily, must be applied properly in accordance with Dixon® assembly procedures, using the correct die and ferrule for that particular hose end OD. The Dixon® Die and Ferrule Recommendation Guide is to be used to select correct dies and ferrules. If you do not have the updated Die and Ferrule Recommendation Guide, consult Dixon®. Strict adherence to ferrule OD range (Internally Expanded) for each hose end to be assembled is essential for satisfactory performance.

Note: Hose service working pressure (including surges and spikes) is never to exceed the maximum recommended working pressure for the fitting (reference chart below) ². Media being transported through the hose should be compatible with the stem material. Compatibility of ferrule material with the environment in which it will be used is recommended. Consult the Compatibility Chart on canada.dixonvalve.com or contact Dixon® for material compatibility. For applications other than the ones listed, please consult Dixon®.

Size	Externally Swaged				Internally Expanded			
	Standard Fittings ¹	Long Style Fittings ¹	Light Duty Fittings		Cam and Groove ¹	Holedall™ DIN Crimp Stems ¹	Internally Expanded ¹	Flow Chief / Crimp Sanitary Fittings ¹
			NO Notched Fittings ¹	NOS Notched Short Fittings ¹				
TM, TP, TG, TMR, TPR, TGR	TML, TPL, TGL	TM, TP, TG, RN•••NO	RST•••NOS, STC•••NOS, GAS•••NOS		HA••••	IXM, IXV, IXH	IXSE, IXFS, IXMS, CSSR	
¾"	---	---	---	---	---	---	---	---
1"	---	---	---	---	250	---	---	---
1¼"	600	1,000	350	---	---	800	---	---
1⅜"	---	---	---	---	---	---	---	---
1½"	600	1,000	350	250	250	145	800	250
2"	600	1,000	350	250	250	145	800	250
2½"	600	1,000	250	---	150	---	600	250
3"	600	1,000	250	250	125	145	600 ³	250
4"	500	850	250	---	100	---	500 ³	200
5"	450	750	---	---	---	---	---	---
6"	400	700	---	---	---	---	400	---
8"	350	600	---	---	---	---	---	---
10"	300	550	---	---	---	---	---	---

- ¹ maximum recommended working pressures, in PSI, given at 70°F ambient temperature
- ² The assembly's (hose + coupling) maximum working pressure is the lesser of:
 - 1) The hose rated working pressure, or
 - 2) The coupling rated working pressure
- ³ For hoses which use IXF48-3 to IXF48-5 and IXF64-2 to IXF64-5, consult Dixon® for working pressures. See notes below for specific recommendations.
- ⁴ Contact Dixon® for pressure recommendations

Standard Fittings

Recommended for use on most one and two wire braid reinforced hoses, fiber reinforced (braided or spiraled) with or without helical wire such as: oil suction and discharge hose, barge and dock loading and unloading hose as well as LP gas hose, anhydrous ammonia hose, acid chemical hose and high pressure air and water hose.

Long Style Fittings

Recommended for use on hose as listed under standard fittings where additional retention is required due to higher working pressures or end pull. Consult maximum working pressure chart or call Dixon®.

Light Duty Fittings

Recommended for use in the same applications as standard fittings above where lower working pressures are encountered. Consult maximum working pressure chart or consult Dixon®.

Internally Expanded Fittings

Recommended for concrete placement, grout and plaster, food, dairy, pharmaceutical as well as other applications where increased flow capacity is important. Consult maximum working pressure chart or call Dixon® for additional application and working pressure information.

Holedall™ External Swage Coupling System

The Holedall™ coupling system provides outstanding strength, durability and safety.


The Holedall™ system is a method of attaching couplings to hose utilizing a progressive swage. The patented Holedall™ couplings include a Holedall™ stem and a specially engineered ferrule. The hydraulic swaging of the coupling to the hose is accomplished by pushing the ferrule through a die which reduces the ferrule OD, thus providing a 360° uninterrupted compression band around the hose.


A hydraulic ram is the only piece of machinery necessary to accomplish the coupling. Available in five different sizes - 15, 25, 50, 100 and 350 ton see page 85 - these rams will accommodate dies and pushers of various sizes so that hoses up to 10" in diameter may be coupled.

This multi-purpose, high pressure coupling system requires no bolts and results in a clean coupling with no protrusions. The swaging operation is fast and hose of various lengths and different styles can be coupled. Ease of operation, flexibility and economy make the Holedall™ method an unequalled assembly system.

Features:

- provides long-lasting efficiency and safety
- lightweight coupling consisting of ferrule and stem
- streamlined, no protrusions to snag on equipment
- available in stainless steel and carbon steel
- available in multiple configurations: pipe thread, plain end, grooved or flanged ends

Holedall™ stems and ferrules are specifically designed to be used together as a coupling system. Due to differences in dimensions and tolerances, for safety reasons, do not use other manufacturer's stems or ferrules with Holedall™ products. 



cross-section of Holedall™ externally swaged assembly

External Swage Stems

Male NPT End Tubular Type

Features:

- designed for hose ID's 1¼" - 10", ferrule size depends on the hose OD, refer to page 90 to select the correct ferrule
- for higher working pressure applications use long style stems and ferrules

Hose ID	<i>Plated Carbon Steel</i> Part #	<i>316 Stainless</i> Part #	<i>Long Style Carbon Steel</i> Part #
1¼"	TM20	TMR20	TML20
1½"	TM24	TMR24	TML24
2"	TM32	TMR32	TML32
2½"	TM40	TMR40	TML40
3"	TM48	TMR48	TML48
4"	TM64	TMR64	TML64
5"	TM80	---	TML80
6"	TM96	TMR96	TML96
	---	TMR96-42	---
8"	TM128	---	TML128
10"	TM160	---	---



Hose Coupling
Systems


Beveled End for Welding

Hose ID	<i>Unplated Carbon Steel</i> Part #	<i>316 Stainless Steel</i> Part #	<i>Long Style Unplated Carbon Steel</i> Part #
1¼"	TP20	---	TPL20
1½"	TP24	---	TPL24
2"	TP32	TPR32	TPL32
2½"	TP40	---	TPL40
3"	TP48	TPR48	TPL48
4"	TP64	TPR64	TPL64
5"	TP80	---	TPL80
6"	TP96	---	TPL96
8"	TP128	---	TPL128
10"	TP160	---	TPL160



Grooved End

Hose ID	<i>Plated Carbon Steel</i> Part #	<i>316 Stainless</i> Part #	<i>Long Style Plated Carbon Steel</i> Part #
1¼"	TG20	---	TGL20
1½"	TG24	TGR24	TGL24
2"	TG32	TGR32	TGL32
2½"	TG40	TGR40	TGL40
3"	TG48	TGR48	TGL48
4"	TG64	TGR64	TGL64
5"	TG80	---	TGL80
6"	TG96	---	TGL96
8"	TG128	---	TGL128
10"	TG160	---	TGL160





Special Holedall™ Stems

Hose ID	Material	Thread	Part #
4"	carbon steel	NPT	TM64-42
4"	carbon steel	NPT	TML64-42
6"	unplated carbon steel	NPT	TM96-42
6"	316 stainless	NPT	TMR96-42
6"	carbon steel	NPT	TML96-42
6"	unplated carbon steel	beveled	TP96-42
6"	316 stainless	beveled	TPR96-42
6"	carbon steel	grooved	TGL96-42
6"	carbon steel	grooved	TG96-42
8"	unplated carbon steel	NPT	TM128-42
8"	carbon steel	beveled	TP128-42
8"	carbon steel	grooved	TG128-42

• use with external swage ferrules on page 91

External Swage Flange Assemblies

Features:

- 150# ASA flange drilling available with carbon steel stem, flange and ferrule, or with 316 stainless steel stem and flange and carbon steel ferrule
- available in other sizes, consult Dixon®

Fixed Flange

Hose ID	Hose OD		Carbon Steel	Stainless Steel
	From	To	Part #	Part #
2"	2-28/64"	2-40/64"	32P1SO15	R32P1SOR15
	2-41/64"	2-48/64"	32P2SO15	R32P2SOR15
	2-49/64"	2-56/64"	32P3SO15	R32P3SOR15
3"	3-30/64"	3-40/64"	48P1SO15	R48P1SOR15
	3-41/64"	3-48/64"	48P2SO15	R48P2SOR15
	3-49/64"	3-56/64"	48P3SO15	R48P3SOR15
4"	4-40/64"	4-44/64"	64P1SO15	R64P1SOR15
	4-45/64"	4-52/64"	64P2SO15	R64P2SOR15
	4-53/64"	4-60/64"	64P3SO15	R64P3SOR15
6"	7"	7-4/64"	96P1SO15	R96P1SOR15
	7-5/64"	7-12/64"	96P2SO15	R96P2SOR15
	7-13/64"	7-20/64"	96P3SO15	R96P3SOR15
8"	9-20/64"	9-24/64"	128P1SO15	---
	9-25/64"	9-32/64"	128P2SO15	---
	9-33/64"	9-40/64"	128P3SO15	---



Floating Flange

Hose ID	Hose OD		Carbon Steel	Stainless Steel
	From	To	Part #	Part #
2"	2-28/64"	2-40/64"	32P1LJ15	R32P1LJR15
	2-41/64"	2-48/64"	32P2LJ15	R32P2LJR15
	2-49/64"	2-56/64"	32P3LJ15	R32P3LJR15
3"	3-30/64"	3-40/64"	48P1LJ15	R48P1LJR15
	3-41/64"	3-48/64"	48P2LJ15	R48P2LJR15
	3-49/64"	3-56/64"	48P3LJ15	R48P3LJR15
4"	4-40/64"	4-44/64"	64P1LJ15	R64P1LJR15
	4-45/64"	4-52/64"	64P2LJ15	R64P2LJR15
	4-53/64"	4-60/64"	64P3LJ15	R64P3LJR15
6"	7"	7-4/64"	96P1LJ15	R96P1LJR15
	7-5/64"	7-12/64"	96P2LJ15	R96P2LJR15
	7-13/64"	7-20/64"	96P3LJ15	R96P3LJR15
8"	9-20/64"	9-24/64"	128P1LJ15	---
	9-25/64"	9-32/64"	128P2LJ15	---
	9-33/64"	9-40/64"	128P3LJ15	---



• For flange dimensions, diagrams and additional information please reference canada.dixonvalve.com.

External Swage Stems - Female End

Size	Hose OD		Plated Carbon Steel Part #
	from	to	
1"	1-30/64"	1-34/64"	TF16WF1-80
	1-34/64"	1-38/64"	TF16WF2-80
	1-39/64"	1-42/64"	TF16WF3-80
1¼"	1-44/64"	1-48/64"	TF20WF1-80¹
	1-49/64"	1-56/64"	TF20WF2-80¹
	1-57/64"	2"	TF20WF3-80¹
2"	2-36/64"	2-40/64"	TF32WF1-80¹
	2-41/64"	2-48/64"	TF32WF2-80¹
	2-49/64"	2-56/64"	TF32WF3-80¹



two piece design
1"



one piece design
1¼" - 2"

Hose Coupling
Systems

¹ Special pusher required for 1¼" and 2" sizes: 1¼" **25PUSH125-MOD**, 2" **25PUSH200MOD**

External Swage Uni-Range Male Couplings

Applications:

- Recommended for use on most one or two wire braid reinforced hoses, fiber reinforced (braided or spiral) with or without helical wire such as chemical, high pressure air and water hoses, and LP gas hoses.

Features:

- designed for smaller hose systems, hose ID's of ¼" - 1"
- shipped complete with factory assembled stem and ferrule combination
- can be swaged or crimped
- stainless steel stems are investment cast
- other hose OD's available, consult Dixon®

Hose ID	Hose ID		Plated Carbon Steel Part #	Stainless / Carbon Steel Part #	Stainless Steel Part #
	From	To			
¼"	34/64"	38/64"	4P1	---	---
	38/64"	42/64"	4P2	---	---
	42/64"	46/64"	4P3	---	---
⅜"	46/64"	50/64"	6P1	---	---
	50/64"	54/64"	6P2	---	---
	54/64"	58/64"	6P3	---	---
½"	54/64"	58/64"	8P1	---	---
	58/64"	62/64"	8P2	---	R8P2SS
	62/64"	1-2/64"	8P3	---	---
¾"	1-6/64"	1-12/64"	---	---	R12P1250
	1-10/64"	1-14/64"	12P1	R12P1	---
	1-13/64"	1-22/64"	---	---	R12P1370
	1-14/64"	1-18/64"	12P2	R12P2	---
	1-18/64"	1-22/64"	12P3	R12P3	---
1"	1-30/64"	1-34/64"	16P1	R16P1	---
	1-30/64"	1-38/64"	---	---	R16P1620
	1-34/64"	1-38/64"	16P2	R16P2	---
	1-38/64"	1-42/64"	16P3	R16P3	---
	1-38/64"	1-46/64"	---	---	R16P1770
	1-42/64"	1-46/64"	16P4	R16P4	---



External Swage Ferrules

The selection of ferrules is very important to achieve the proper coupling-to-hose assembly. For assistance in proper selection contact Dixon®.

Features:

- plated carbon steel
- style F ferrules are used with all standard length stems, page 87
- style FL ferrules are extra long and are used with all long style stems, page 87

Size	Hose OD		Plated Carbon Steel	Plated Carbon Steel
	From	To	Part #	Long Style Part #
1¼"	1-44/64"	1-48/64"	F20-1	FL20-1
	1-49/64"	1-56/64"	F20-2	FL20-2
	1-57/64"	2"	F20-3	FL20-3
	2-1/64"	2-8/64"	F20-4	FL20-4
1½"	1-58/64"	2"	F24-1	FL24-1
	2-1/64"	2-8/64"	F24-2	FL24-2
	2-9/64"	2-16/64"	F24-3	FL24-3
	2-17/64"	2-24/64"	F24-4	FL24-4
	2-25/64"	2-32/64"	F24-5	FL24-5
2"	2-28/64"	2-40/64"	F32-1	FL32-1
	2-41/64"	2-48/64"	F32-2	FL32-2
	2-49/64"	2-56/64"	F32-3	FL32-3
	2-57/64"	3-2/64"	F32-4	FL32-4
2½"	2-62/64"	3-8/64"	F40-1	FL40-1
	3-9/64"	3-16/64"	F40-2	FL40-2
	3-17/64"	3-24/64"	F40-3	FL40-3
	3-25/64"	3-32/64"	F40-4	FL40-4
	3-33/64"	3-40/64"	F40-5	FL40-5
3"	3-30/64"	3-40/64"	F48-1	FL48-1
	3-41/64"	3-48/64"	F48-2	FL48-2
	3-49/64"	3-56/64"	F48-3	FL48-3
	3-57/64"	4"	F48-4	FL48-4
	4-1/64"	4-8/64"	F48-5	FL48-5
4"	4-30/64"	4-39/64"	F64-Z ¹	FL64-Z ¹
	4-40/64"	4-44/64"	F64-1	FL64-1
	4-45/64"	4-52/64"	F64-2	FL64-2
	4-53/64"	4-60/64"	F64-3	FL64-3
	4-61/64"	5-4/64"	F64-4	FL64-4
	5-5/64"	5-12/64"	F64-5	FL64-5
	5-13/64"	5-20/64"	F64-6	FL64-6
	5-21/64"	5-28/64"	F64-7	FL64-7
5"	5-29/64"	5-36/64"	F64-8	FL64-8
	5-56/64"	5-60/64"	F80-1	FL80-1
	5-61/64"	6-4/64"	F80-2	FL80-2
	6-5/64"	6-12/64"	F80-3	FL80-3
	6-13/64"	6-20/64"	F80-4	FL80-4
	6-21/64"	6-28/64"	F80-5	FL80-5
	6-29/64"	6-38/64"	F80-6	FL80-6
6"	6-37/64"	6-44/64"	F80-7	FL80-7
	6-44/64"	6-63/64"	F96-Z ¹	FL96-Z ¹
	7"	7-4/64"	F96-1	FL96-1
	7-5/64"	7-12/64"	F96-2	FL96-2
	7-13/64"	7-20/64"	F96-3	FL96-3
	7-21/64"	7-28/64"	F96-4	FL96-4
	7-29/64"	7-36/64"	F96-5	FL96-5
	7-37/64"	7-44/64"	F96-6	FL96-6
	7-45/64"	7-52/64"	F96-7	FL96-7
8"	7-53/64"	7-60/64"	F96-8	FL96-8
	7-61/64"	8"	F96-9	FL96-9
	8-53/64"	8-56/64"	F128-X ¹	---
	9"	9-9/64"	F128-Y	FL128-Y
	9-20/64"	9-24/64"	F128-1	FL128-1
	9-25/64"	9-32/64"	F128-2	FL128-2
	9-33/64"	9-40/64"	F128-3	FL128-3
10"	9-41/64"	9-48/64"	F128-4	FL128-4
	9-49/64"	9-56/64"	F128-5	FL128-5
	9-57/64"	10"	F128-6	FL128-6
	10-1/64"	10-4/64"	F128-7	FL128-7
10"	11-32/64"	11-44/64"	F160-1	FL160-1
	11-45/64"	11-60/64"	F160-2	FL160-2
	11-61/64"	12-12/64"	F160-3	FL160-3
	12-13/64"	12-28/64"	F160-4	FL160-4
	12-29/64"	12-44/64"	F160-5	FL160-5
	12-45/64"	12-60/64"	F160-6	FL160-6



long style

¹ requires use with special stems on page 89

• for applications with hose OD ranges not listed, contact Dixon®

External Swage Ferrules - Light Duty

Features:

- for use with standard length stems styles TMR, TPR, and TGR series on pages 87 - 88
- consult Dixon® for die recommendations, go to canada.dixonvalve.com for specific pressure recommendations

Hose ID	Hose OD		304 Stainless Steel Part #
	From	To	
1½"	1-60/64"	2-12/64"	GAS2334TO
	2-4/64"	2-22/64"	GAS2370TO
2"	2-30/64"	2-44/64"	GAS2709TO
	2-42/64"	2-54/64"	GAS2885TO
3"	3-30/64"	3-46/64"	GAS3760TO
	3-47/64"	3-54/64"	GAS3885TO
4"	4-40/64"	4-47/64"	GAS5010TO



Hose Coupling
Systems

External Swage High Pressure Couplings

Applications:

- Intended for services requiring a fitting to withstand extremely high pressures (up to **3,000 PSI at 70°F [21°C]**) and severe operating conditions including: small and medium size drilling rigs, slim hole applications and core drill, workover, seismograph, water well, blast or shot holes.

Features:

- sold as a complete coupling (stem and matching ferrule)
- must provide hose OD when ordering for a properly sized ferrule; make sure both ends of the hose are measured for OD
- must be swaged with 50 Ton or 100 Ton Ram
- API and NPT sizes are interchangeable
- stems are machined from seamless pipe and tubing with specially designed serrations
- ferrules are machined from a heavy wall material incorporating matching serrations

Stem and Ferrule Complete Assemblies

- an accurate hose OD must be provided to complete the part # and to ensure proper retention

Male NPT Thread Coupling Units

Hose ID	NPT Size	Zinc Plated Steel Part #
2"	2"	LM32-*
2½"	2½"	LM40-*
3"	3"	LM48-*

Male API Thread Coupling Units

Hose ID	API Size	Zinc Plated Steel Part #
2"	2½"	LM3240- *
2½"	3"	LM4048- *
3"	4"	LM4864- *



Internal Expansion Coupling System


Hose Coupling Systems


Applications:

- Essential in applications requiring maximum flow including: concrete pump hose, plaster and grout hose, oil suction and discharge hose, multi-purpose heavy duty air hose, jetting hose, barge loading hose and bottom loading hose.

Features:

- maximum flow of media
- reduction of turbulence through hose
- excellent sealing and retention characteristics
- outperforms band clamps
- easy and consistent installation
- only one expansion tool is needed for each hose ID
- available end configurations: male NPT, grooved, others available contact Dixon®

Holedall™ stems and ferrules are specifically designed to be used together as a coupling system. Due to differences in dimensions and tolerances, for safety reasons, do not use other manufacturer's stems or ferrules with Holedall™ products. 



Cross-section of Holedall™ internally expanded assembly

Male Pipe Threaded End Stems



Size	Working PSI ¹	Carbon Steel Part #
1"	---	IXM16
1¼"	800	IXM20
1½"	800	IXM24
2"	800	IXM32
2½"	600	IXM40
3"	600 ²	IXM48
4"	500 ²	IXM64
6"	400	IXM96

¹ maximum recommended working pressures at 70°F (21°C) ambient temperature

² For hoses which use IXF48-3 to IXF48-5 and IXF64-2 to IXF64-5, consult Dixon® for working pressures. See page 85 for specific recommendations.

Heavy Duty Raised End Stems




Size	Working PSI ¹	Carbon Steel Part #
1½"	800	IXH24
2"	800	IXH32
2½"	600	IXH40
3"	600 ²	IXH48
4"	500 ²	IXH64

¹ maximum recommended working pressures at 70°F (21°C) ambient temperature

² For hoses which use IXF48-3 to IXF48-5 and IXF64-2 to IXF64-5, consult Dixon® for working pressures. See page 85 for specific recommendations.

Internal Expansion Coupling System
Grooved End Stems


Size	Working PSI ¹	Carbon Steel Part #
1¼"	800	<i>IXV20</i>
1½"	800	<i>IXV24</i>
2"	800	<i>IXV32</i>
2½"	600	<i>IXV40</i>
3"	600 ²	<i>IXV48</i>
4"	500 ²	<i>IXV64</i>



Hose Coupling Systems

¹ maximum recommended working pressures at 70°F (21°C) ambient temperature
² For hoses which use IXF48-3 to IXF48-5 and IXF64-2 to IXF64-5, consult Dixon® for working pressures. See page 85 for specific recommendations.

Internal Expansion Ferrules



Hose ID	Hose OD		Ferrule ID	Plated Carbon Steel Part #	Hose ID	Hose OD		Ferrule ID	Plated Carbon Steel Part #
	From	To				From	To		
1"	1-24/64"	1-28/64"	1-7/16"	<i>IXF16-1</i>	3"	3-32/64"	3-36/64"	3-9/16"	<i>IXF48-T</i>
	1-28/64"	1-32/64"	1-1/2"	<i>IXF16-2</i>		3-36/64"	3-40/64"	3-5/8"	<i>IXF48-U</i>
	1-32/64"	1-36/64"	1-9/16"	<i>IXF16-3</i>		3-40/64"	3-44/64"	3-11/16"	<i>IXF48-V</i>
1¼"	1-40/64"	1-44/64"	1-11/16"	<i>IXF20-Z</i>	4"	4-4/64"	4-8/64"	4-1/16"	<i>IXF48-2</i>
	1-44/64"	1-48/64"	1-3/4"	<i>IXF20-1</i>		4-8/64"	4-12/64"	4-3/8"	<i>IXF48-3</i> ¹
	1-48/64"	1-52/64"	1-13/16"	<i>IXF20-2</i>		4-12/64"	4-16/64"	4-1/4"	<i>IXF48-5</i> ¹
	1-52/64"	1-56/64"	1-7/8"	<i>IXF20-3</i>		4-36/64"	4-40/64"	4-5/8"	<i>IXF64-T</i>
	1-56/64"	1-60/64"	1-15/16"	<i>IXF20-4</i>		4-40/64"	4-44/64"	4-11/16"	<i>IXF64-U</i>
	1-60/64"	2"	2"	<i>IXF20-5</i>		4-44/64"	4-48/64"	4-3/4"	<i>IXF64-V</i>
	2"	2-4/64"	2-1/16"	<i>IXF20-6</i>		4-48/64"	4-52/64"	4-13/16"	<i>IXF64-W</i>
1½"	1-56/64"	1-60/64"	1-15/16"	<i>IXF24-Z</i>	5"	5-4/64"	5-8/64"	5-1/8"	<i>IXF64-2</i> ¹
	1-60/64"	2"	2"	<i>IXF24-1</i>		5-8/64"	5-12/64"	5-3/16"	<i>IXF64-3</i> ¹
	2"	2-4/64"	2-1/16"	<i>IXF24-2</i>		5-12/64"	5-16/64"	5-1/4"	<i>IXF64-4</i> ¹
	2-4/64"	2-8/64"	2-1/8"	<i>IXF24-3</i>		5-16/64"	5-20/64"	5-5/16"	<i>IXF64-5</i> ¹
	2-8/64"	2-12/64"	2-3/16"	<i>IXF24-4</i>		6-40/64"	6-44/64"	6-11/16"	<i>IXF96-1</i>
	2-12/64"	2-16/64"	2-1/4"	<i>IXF24-5</i>		6-44/64"	6-48/64"	6-3/4"	<i>IXF96-2</i>
	2-16/64"	2-20/64"	2-5/16"	<i>IXF24-6</i>		6-48/64"	6-50/64"	6-25/32"	<i>IXF96-3</i>
2-20/64"	2-24/64"	2-3/8"	<i>IXF24-7</i>	6-52/64"	6-52/64"	6-13/16"	<i>IXF96-4</i>		
2"	2-32/64"	2-36/64"	2-9/16"	<i>IXF32-Y</i>	6-56/64"	6-60/64"	6-7/8"	<i>IXF96-5</i>	
	2-36/64"	2-40/64"	2-5/8"	<i>IXF32-Z</i>	6-60/64"	7"	7"	<i>IXF96-6</i>	
	2-40/64"	2-44/64"	2-11/16"	<i>IXF32-1</i>	7"	7-4/64"	7-1/16"	<i>IXF96-7</i>	
	2-44/64"	2-48/64"	2-3/4"	<i>IXF32-2</i>	7-4/64"	7-8/64"	7-1/8"	<i>IXF96-8</i>	
	2-48/64"	2-52/64"	2-13/16"	<i>IXF32-3</i>	7-8/64"	7-12/64"	7-3/16"	<i>IXF96-9</i>	
	2-52/64"	2-56/64"	2-7/8"	<i>IXF32-4</i>	7-12/64"	7-16/64"	7-1/4"	<i>IXF96-11</i>	
	2-56/64"	2-60/64"	2-15/16"	<i>IXF32-5</i>	7-16/64"	7-20/64"	7-5/16"	<i>IXF96-12</i>	
2-60/64"	3"	3"	<i>IXF32-6</i>	7-18/64"	7-22/64"	7-11/32"	<i>IXF96-13</i>		
2½"	3"	3-4/64"	3-1/16"	<i>IXF32-7</i>	7-20/64"	7-24/64"	7-3/8"	<i>IXF96-14</i>	
	3-4/64"	3-8/64"	3-1/8"	<i>IXF40-1</i>					
	3-8/64"	3-12/64"	3-3/16"	<i>IXF40-2</i>					
	3-12/64"	3-16/64"	3-1/4"	<i>IXF40-3</i>					
	3-16/64"	3-20/64"	3-5/16"	<i>IXF40-4</i>					
	3-20/64"	3-24/64"	3-3/8"	<i>IXF40-5</i>					
	3-24/64"	3-28/64"	3-7/16"	<i>IXF40-6</i>					
	3-28/64"	3-32/64"	3-1/2"	<i>IXF40-7</i>					


¹ for hoses using ferrule sizes IXF48-3 thru IXF48-5 and IXF64-2 thru IXF64-5, consult Dixon® for working pressures
 • for use with IX stems on pages 92 - 93

Scovill Style Couplings

Applications:

- recommended for discharge and suction service; commonly used in the transfer of fuel to homes, airplanes, ships, etc.
- intended for fuel delivery service, see page 96 for information on API 1529 certification

Features:

- male and female stems are machined from bar stock or solid brass forgings; ferrules are available in brass and stainless steel
- compact, lightweight and streamlined to eliminate catching on curbs and shrubs
- stems and ferrules are designed to be used together as a coupling system
- stem is expanded to nominal ID of hose for a rigid, uniform, full-flow area
- all fittings have octagonal facets for tightening with a wrench; females in 1½" and larger sizes have lugs for tightening
- pre-lubricated for assembly
- designed for internal expansion only
- hand and electrically operated installation equipment is available, consult Dixon® for pricing and availability
- working pressure varies with the size of the fitting, the size and construction of the hose and the media being conveyed, consult Dixon® for recommendations
- do not interchange with other manufacturers 

Permanent Male Couplings



Size	Thread	Brass Part #
¾"	NPT	H5192
1"	NST	H5212NST
1¼"	NPT	H5222-A
1⅝"	NPT	H5272 ¹
1½"	NST	H5232NST
2"	NPT	H5242
2½"	NPT	H5252
3"	NPT	H5262

¹ 1⅝" stem has 1½" thread

Permanent Female Couplings



Size	Thread	Brass Part #
¾"	NPSH	H5191-BU
1"	NST	H5211NST
1¼"	NPSH	H5221-A-BU
1⅝"	NPSH	H5271-BU ¹
1½"	NST	H5231NST ²
2"	NPSH	H5241-BU
2½"	NPSH	H5251 ³
3"	NPSH	H5261 ³

¹ 1⅝" stem has 1½" thread

² 1½" NST requires special adapter, part # **H5231NSTADT**

³ 2½" and 3" parts have female NPSM thread

Permanent Grooved Couplings



Size	Brass Part #
1"	G5212
1½"	G5232
2"	G5242
2½"	G5252

Scovill Style Series

Ferrules

Features:

- Eliminates the need for a large stock of coupling bodies. With a wide range of sizes available, you can build the perfect assembly of a coupling to a corresponding hose size with commercial tolerances, regardless of wall thickness
- for use with Scovill style couplings on page 94

Hose ID	Hose OD		Brass Part #
	From	To	
3/4"	1-4/64"	1-7/64"	R75AAAS
	1-8/64"	1-11/64"	R75AAS
	1-12/64"	1-14/64"	R75AS
	1-15/64"	1-17/64"	R75BS
	1-18/64"	1-20/64"	R75CS
1 3/8"	1-47/64"	1-50/64"	R1375BS
	1-51/64"	1-54/64"	R1375CS
	1-55/64"	1-58/64"	R1375DS
	1-59/64"	1-62/64"	R1375ES
1 1/2"	2-25/64"	2-28/64"	R15GS ¹
2"	2-27/64"	2-30/64"	R2AAS
	2-31/64"	2-34/64"	R2AS
	2-35/64"	2-38/64"	R2BS
	2-39/64"	2-42/64"	R2CS
	2-43/64"	2-46/64"	R2DS
	2-47/64"	2-50/64"	R2ES
	2-51/64"	2-54/64"	R2FS
2 1/2"	2-62/64"	3-1/64"	R25AS
	3-2/64"	3-6/64"	R25BS
	3-7/64"	3-11/64"	R25CS
	3-12/64"	3-16/64"	R25DS
	3-17/64"	3-21/64"	R25ES
	3-22/64"	3-26/64"	R25FS
3"	3-30/64"	3-34/64"	R3AAAS
	3-35/64"	3-39/64"	R3AAS
	3-40/64"	3-45/64"	R3AS
	3-46/64"	3-50/64"	R3BS
	3-51/64"	3-54/64"	R3CS



¹ will be replaced by API ferrules

API Certified Permanently Attached Petroleum **Couplings****Male Couplings****Feature:**

- Tested and compliant with API 1529 6th edition. Coupling procedures, ferrule recommendations and API test data are available upon request, please contact Dixon® at isales@dixongroupcanada.com.



Size	Thread Type	Brass Part #
1"	NPT	H5212-A
1¼"	NPT	H5222-A
1½"	NPT	H5232-A
2"	NPT	H5242L-A
2½"	NPT	H5252L-A
3"	NPT	H5262L-A
4"	NPT	H5282L-A

Female Couplings

Size	Thread Type	Brass Part #
1"	NPSH	H5211-A-BU
1¼"	NPSH	H5221-A-BU
1½"	NPSH	H5231-A-BU
2"	NPSH	H5241L-A-BU
2½"	NPSM	H5251L-A-BU
3"	NPSM	H5261L-A-BU
4"	NPSM	H5281L-A-BU

API Certified Series Ferrules

Hose ID	Hose OD		Brass Part #	304 Stainless Steel Part #
	From	To		
1"	1-24/64"	1-26/64"	R1AAAS-A	---
	1-27/64"	1-29/64"	R1AAS-A	---
	1-30/64"	1-32/64"	R1AS-A	---
	1-33/64"	1-35/64"	R1BS-A	---
	1-36/64"	1-38/64"	R1CS-A	---
	1-39/64"	1-41/64"	R1DS-A	---
	1-42/64"	1-44/64"	R1ES-A	---
1¼"	1-39/64"	1-42/64"	R125AAS-A	---
	1-43/64"	1-46/64"	R125AS-A	---
	1-47/64"	1-50/64"	R125BS-A	---
	1-51/64"	1-54/64"	R125CS-A	---
	1-55/64"	1-58/64"	R125DS-A	---
	1-59/64"	1-62/64"	R125ES-A	---
1½"	1-54/64"	1-57/64"	R15AAAS-A	---
	1-58/64"	1-62/64"	R15AAS-A	---
	1-63/64"	2-2/64"	R15AS-A	---
	2-3/64"	2-6/64"	R15BS-A	---
	2-7/64"	2-11/64"	R15CS-A	---
	2-12/64"	2-14/64"	R15DS-A	---
	2-15/64"	2-19/64"	R15ES-A	---
	2-20/64"	2-24/64"	R15FS-A	---
2"	2-31/64"	2-34/64"	---	R2ASS-A
	2-35/64"	2-38/64"	---	R2BSS-A
	2-39/64"	2-42/64"	---	R2CSS-A
	2-43/64"	2-46/64"	---	R2DSS-A
	2-47/64"	2-50/64"	---	R2ESS-A
2½"	2-62/64"	3-1/64"	---	R25ASS-A
	3-2/64"	3-6/64"	---	R25BSS-A
	3-7/64"	3-11/64"	---	R25CSS-A
	3-12/64"	3-16/64"	---	R25DSS-A
3"	3-17/64"	3-21/64"	---	R25ESS-A
	3-35/64"	3-39/64"	---	R3AASS-A
	3-40/64"	3-45/64"	---	R3ASS-A
	3-46/64"	3-50/64"	---	R3BSS-A
	3-51/64"	3-54/64"	---	R3CSS-A
4"	3-55/64"	3-59/64"	---	R3DSS-A
	4-46/64"	4-48/64"	---	R4ESS-A
	4-49/64"	4-51/64"	---	R4FSS-A
	4-52/64"	4-54/64"	---	R4GSS-A
	4-55/64"	4-57/64"	---	R4HSS-A
	4-58/64"	4-59/64"	---	R4KSS-A
	4-60/64"	4-62/64"	---	R4LSS-A
	4-63/64"	5"	---	R4MSS-A



brass



304 stainless steel



aluminum

- for use with API couplings on page 96

Female Replacement Washers

Feature:

- for use with female internally expanded permanent couplings on page 96



Size	Buna Part #
¾"	H5071-BU
1"	H5072-BU
1¼"	H5073-BU
1½"	H5074-BU
2"	H5075-BU
2½"	H5076-BU
3"	H5077-BU
4"	H5078-BU

HB Coupling Expander Machine

Features:

- hand operated, pull-through type expander
- for use in a fixed location for small production runs or as a portable repair type expander
- attaches sizes ¾" through 2" of the Scovil style and all sizes of the curb pump fittings
- expander tooling sold separately



Part #
2500HB0000




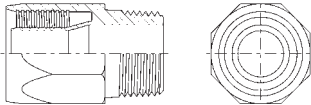

Permanent Pump Hose Couplings

Application:

- economical and trouble-free couplings for gas pump hose

Features:

- serrations on the stem embed in the hose eliminating wicking and leakage
- shell extends beyond the stem preventing cutting of interior walls; tapered ends of stem and shell protect hose when flexed
- provide tamper-proof static connection which cannot be broken without completely damaging coupling and hose
- internal expansion of stem to nominal ID of hose provides full flow
- broad, firm grip of coupling extends hose life by making it possible for hose to withstand more flexings
- Hand and electrically operated installation equipment is available; consult Dixon® for pricing and availability.
- UL listed
- *Reattach static wire if required.* 



Size	Male NPT	Hose OD	Chrome Plated Brass Part #
¾"	¾"	1-9/64"	H5751
¾"	¾"	1-11/64"	H5752
¾"	¾"	1-13/64"	H5753
¾"	¾"	1-7/32"	H5754
¾"	¾"	1-17/64"	H5755¹
1"	1"	1-25/64"	H5771
1"	1"	1-29/64"	H5772
1"	1"	1-1/2"	H5773
1"	1"	1-9/16"	H5774

¹ thrust plate required, part # **2500HTL15**

Dubl-Grip® Re-attachable Couplings for Curb Pump Hose




Features:

- two-piece construction
- streamlined design prevents damage to hose and fits well on new pump equipment
- wide, flat surfaces of body threads protect inside of hose from breaking
- tapered surface of sleeve and body cradle hose preventing one-point strain from flexing
- Hose is gripped on its full circumference in two places, ensuring a rigid leakproof connection.
- re-attachable: worn portion of hose can be removed and Dubl-Grip® can be reapplied
- easy assembly:
 - Hose is held in position by sleeve as body is threaded home.
 - Only a wrench is required to assemble the Dubl-Grip®.
- Underwriters Listed approved
- *Reattach static wire if required.*



Swivel

Hose ID	Male NPT	Hose OD	Chrome Plated Brass Part #
3/4"	3/4"	1 1/8"	H603
3/4"	3/4"	1-13/64"	H604
3/4"	3/4"	1 1/4"	H605
1"	1"	1 3/8"	H609 ¹
1"	1"	1-7/16"	H610 ¹
1"	1"	1-1/2"	H611 ¹



Non-Swivel

Hose ID	Male NPT	Hose OD	Chrome Plated Brass Part #
5/8"	3/4"	1"	850212
5/8"	3/4"	1-1/32"	850213
3/4"	3/4"	1 1/8"	850451
3/4"	3/4"	1-13/64"	850455
3/4"	3/4"	1 1/4"	850453
1"	1"	1 3/8"	850841 ¹
1"	1"	1-7/16"	850801 ¹
1"	1"	1 1/2"	850811 ¹



¹ octagonal shape

CIP Internal Expansion (IX) Sanitary Style Hose Couplings

Application:

- used in the food, dairy and beverage industries


Features:

- Clean-In-Place (CIP) compliant
- Flow Chief internal expansion (IX) fittings are only to be used with Flow Chief stainless steel ferrules.

Sanitary Style Clamp End Stems

Features:

- 3A compliant when assembled by 3A authorized hose shop
- special plug is required to expand CIP compliant fittings
- special adapter plate is required to expand 1½" CIP compliant fittings
- see pages 576 to 579 for sanitary style gaskets
- see pages 560 to 562 for sanitary style clamps



Size	304 Stainless Steel Part #
1½"	IXSE24-3A
2"	IXSE32-3A
3"	IXSE48-3A

Special Expansion Plugs for CIP Compliant IX Fitting



Hose Size	304 Stainless Steel Part #
1½"	IXFDPLG137
2"	IXFDPLG187
3"	IXFDPLG287

CIP Internal Expansion (IX) Sanitary Style Tube Weld End Stem

Feature:

- special plug is required to expand CIP compliant fittings




Size	304 Stainless Steel Part #
2"	IXPE32-3A

Internal Expansion (IX) Sanitary Style

Clamp End Stems

Features:

- clamp end x hose shank
- Flow Chief internal expansion (IX) fittings are only to be used with Flow Chief stainless steel ferrules.
- see pages 574 - 579 for sanitary style gaskets
- see pages 560 - 562 for sanitary style clamps



Size	304 Stainless Steel Part #
1½"	IXSE24
2"	IXSE32
2½"	IXSE40
3"	IXSE48
4"	IXSE64

Internal Expansion (IX) Sanitary Style

Male NPT Stems

Feature:

- Flow Chief internal expansion (IX) fittings are only to be used with Flow Chief stainless steel ferrules.

Size	304 Stainless Steel Part #
1½"	IXMS24
2"	IXMS32
2½"	IXMS40
3"	IXMS48
4"	IXMS64



Hose Coupling
Systems

Internal Expansion (IX) Sanitary Style Bevel Seat Hose Couplings

Features:

- Flow Chief internal expansion (IX) fittings are only to be used with Flow Chief stainless steel ferrules.
- see page 589 for bevel seat gaskets

Bevel Seat Stems

Feature:

- only use with the IXAN nuts shown below

Size	304 Stainless Steel Part #
1½"	IXFS24
2"	IXFS32
2"	IXFS32-3A ¹
2½"	IXFS40
3"	IXFS48
4"	IXFS64




¹ must use plug part # IXFDPLG187

Bevel Seat Threaded Hex Nuts

series 13H (modified)

Size	304 Stainless Steel Part #
1½"	IXAN24
2"	IXAN32
2½"	IXAN40
3"	IXAN48
4"	IXAN64



Internal Expansion Sanitary Style Flow Chief Ferrules

Feature:

- ferrule ID's are designed in increments of 1/16"

Hose ID	Hose OD		304 Stainless Steel Part #
	From	To	
1½" ¹	1-56/64"	1-59/64"	24PFX1.937
	1-60/64"	1-63/64"	24PFX2.000
	2"	2-3/64"	24PFX2.062
	2-4/64"	2-7/64"	24PFX2.125
	2-8/64"	2-11/64"	24PFX2.187
	2-12/64"	2-15/64"	24PFX2.250
	2-16/64"	2-19/64"	24PFX2.312 ²
2" ¹	2-28/64"	2-31/64"	32PFX2.500
	2-32/64"	2-35/64"	32PFX2.562
	2-36/64"	2-39/64"	32PFX2.625
	2-40/64"	2-43/64"	32PFX2.687
	2-44/64"	2-47/64"	32PFX2.750
	2-48/64"	2-51/64"	32PFX2.812
	2-52/64"	2-55/64"	32PFX2.875
	2-56/64"	2-59/64"	32PFX2.937
2½"	3"	3-3/64"	40PFX3.062
	3-4/64"	3-7/64"	40PFX3.125
	3-8/64"	3-11/64"	40PFX3.187
	3-12/64"	3-15/64"	40PFX3.250
	3-16/64"	3-19/64"	40PFX3.312
	3-20/64"	3-23/64"	40PFX3.375
	3-28/64"	3-31/64"	40PFX3.500
3"	3-32/64"	3-35/64"	48PFX3.562
	3-36/64"	3-39/64"	48PFX3.625
	3-40/64"	3-43/64"	48PFX3.687
	3-44/64"	3-47/64"	48PFX3.750
	3-48/64"	3-51/64"	48PFX3.812
	3-52/64"	3-55/64"	48PFX3.875
	3-56/64"	3-59/64"	48PFX3.937
	3-60/64"	3-63/64"	48PFX4.000
	4"	4-3/64"	48PFX4.062
	4-4/64"	4-7/64"	48PFX4.125
4"	4-36/64"	4-39/64"	64PFX4.625
	4-40/64"	4-43/64"	64PFX4.687
	4-44/64"	4-47/64"	64PFX4.750
	4-48/64"	4-51/64"	64PFX4.812
	4-52/64"	4-55/64"	64PFX4.875
	4-56/64"	4-59/64"	64PFX4.937



¹ 1½" and 2" ferrules do not have serrations on the ID

² consult Dixon® at isales@dixongroupcanada.com for working pressure

- for use with IX stems on pages 101 and 102

Dixon Sanitary King Crimp™ Stem


Clamp End x Hose Shank

Features:

- to be used with King Crimp™ sleeves and / or ferrules see pages 110-113
- wetted surfaces meet governmental and independent regulatory standards only

Tri-Clover Stems

Size	316 Stainless Steel Part #
1"	CSSR100CS
1½"	CSSR150CS
2"	CSSR200CS
3"	CSSR300CS
4"	CSSR400CS

Hose Coupling
Systems

Female I-line

Size	316 Stainless Steel Part #
1"	CILR100CS
1½"	CILR150CS
2"	CILR200CS
3"	CILR300CS
4"	CILR400CS

**NEW**

Dixon Sanitary Style Crimp Stems**Clamp End x Hose Shank****Features:**

- sanitary style end
- Dixon® sanitary crimp stems are only to be used with Dixon® sanitary stainless steel crimp ferrules on page 105
- reference canada.dixonvalve.com for crimp recommendations



Size	316 Stainless Steel Part #
1"	CSSR100-3A
1½"	CSSR150-3A
2"	CSSR200-3A
2½"	CSSR250
3"	CSSR300-3A
4"	CSSR400

Female I-Line End x Hose Shank


- to be used with Sanitary ferrules on page 105



Size	316 Stainless Steel Part #
1½"	CILR150
2"	CILR200
3"	CILR300
4"	CILR400

Bevel Seat End x Hose Shank

- to be used with Sanitary ferrules on page 105



Size	Nut Used	316 Stainless Steel Part #
1"	13H-G100	CBSR100
1½"	IXAN24	CBSR150
2"	IXAN32	CBSR200
3"	IXAN300	CBSR300
4"	IXAN64	CBSR400

Tube Weld End x Hose Shank

- to be used with Sanitary ferrules on page 105



Size	316 Stainless Steel Part #
1½"	CTER150
2"	CTER200
3"	CTER300
4"	CTER400

Dixon® Sanitary Style**Crimp Ferrules****Features:**

- AISI 304 stainless steel
- ferrules have a surface finish of 63 or better

Size	Hose OD		304 Stainless Steel Part #
	From	To	
1"	1-26/64"	1-28/64"	F16G-1453
	1-29/64"	1-31/64"	F16G-1500
	1-32/64"	1-34/64"	F16G-1547
	1-35/64"	1-37/64"	F16G-1594
	1-38/64"	1-40/64"	F16G-1641
1½"	1-58/64"	1-61/64"	F24G-1969
	1-62/64"	2-1/64"	F24G-2031
	2-2/64"	2-5/64"	F24G-2094
	2-6/64"	2-9/64"	F24G-2156
	2-10/64"	2-13/64"	F24G-2219
	2-14/64"	2-17/64"	F24G-2281
	2-18/64"	2-21/64"	F24G-2344
2"	2-30/64"	2-33/64"	F32G-2531
	2-34/64"	2-37/64"	F32G-2594
	2-38/64"	2-41/64"	F32G-2656
	2-42/64"	2-45/64"	F32G-2719
	2-52/64"	2-55/64"	F32G-2875
	2-56/64"	2-59/64"	F32G-2938
2½"	3"	3-3/64"	F40G-3063
	3-4/64"	3-7/64"	F40G-3125
	3-8/64"	3-11/64"	F40G-3188
	3-12/64"	3-15/64"	F40G-3250
	3-16/64"	3-19/64"	F40G-3313
	3-20/64"	3-23/64"	F40G-3375
3"	3-36/64"	3-39/64"	F48G-3625
	3-40/64"	3-43/64"	F48G-3688
	3-44/64"	3-47/64"	F48G-3750
	3-48/64"	3-51/64"	F48G-3813
	3-52/64"	3-55/64"	F48G-3875
	3-56/64"	3-59/64"	F48G-3938
4"	3-61/64"	4"	F48G-4016
	4-40/64"	4-43/64"	F64G-4688
	4-44/64"	4-47/64"	F64G-4750
	4-48/64"	4-51/64"	F64G-4813
	4-52/64"	4-55/64"	F64G-4875
	4-56/64"	4-59/64"	F64G-4938
	5-5/64"	5-8/64"	F64G-5141

**Holedall™ DIN External****Crimp Female Stems**

Size	DIN	316 Stainless Steel Part #
1½"	40	HA0240
2"	50	HA0241
2½"	65	HA0242
3"	80	HA0243

**Male Stems**

Size	DIN	316 Stainless Steel Part #
1½"	40	HA0235
2"	50	HA0236
2½"	65	HA0237
3"	80	HA0238



- please visit canada.dixonvalve.com for crimp recommendations

Crimp Working Pressure Chart

Size	Temperature	Fitting	Clamp	Working Pressure PSIG	Size	Temperature	Fitting	Clamp	Working Pressure PSIG		
1"	Ambient	STC10CS	sleeve	400	3"	Ambient	STC35CS	sleeve	200		
	160°F (71°C)	STC10CS	sleeve	270		160°F (71°C)	STC35CS	sleeve	140		
	180°F (82°C)	STC10CS	sleeve	250		180°F (82°C)	STC35CS	sleeve	100		
	250°F (121°C)	STC10CS	sleeve	200		250°F (121°C)	STC35CS	sleeve	75		
	Ambient	STC10CS	ferrule	400		Ambient	STC35CS	ferrule	300		
	160°F (71°C)	STC10CS	ferrule	270		160°F (71°C)	STC35CS	ferrule	218		
	180°F (82°C)	STC10CS	ferrule	250		180°F (82°C)	STC35CS	ferrule	200		
	250°F (121°C)	STC10CS	ferrule	200		250°F (121°C)	STC35CS	ferrule	100		
	Ambient	100-C/E	sleeve	250		Ambient	300-C/E	sleeve	125		
	160°F (71°C)	100-C/E	sleeve	242		160°F (71°C)	300-C/E	sleeve	100		
	180°F (82°C)	100-C/E	sleeve	240		180°F (82°C)	300-C/E	sleeve	60		
	250°F (121°C)	100-C/E	sleeve	200		250°F (121°C)	300-C/E	sleeve	55		
	Ambient	100-C/E	ferrule	250		Ambient	300-C/E	ferrule	150		
	160°F (71°C)	100-C/E	ferrule	242		160°F (71°C)	300-C/E	ferrule	125		
	180°F (82°C)	100-C/E	ferrule	240		180°F (82°C)	300-C/E	ferrule	100		
	250°F (121°C)	100-C/E	ferrule	200		250°F (121°C)	300-C/E	ferrule	75		
	1½"	Ambient	STC20CS	sleeve		300	4"	Ambient	STC40CS	sleeve	175
		160°F (71°C)	STC20CS	sleeve		225		160°F (71°C)	STC40CS	sleeve	100
180°F (82°C)		STC20CS	sleeve	200	180°F (82°C)	STC40CS		sleeve	100		
250°F (121°C)		STC20CS	sleeve	100	250°F (121°C)	STC40CS		sleeve	50		
Ambient		STC20CS	ferrule	350	Ambient	STC40CS		ferrule	300		
160°F (71°C)		STC20CS	ferrule	225	160°F (71°C)	STC40CS		ferrule	218		
180°F (82°C)		STC20CS	ferrule	200	180°F (82°C)	STC40CS		ferrule	200		
250°F (121°C)		STC20CS	ferrule	150	250°F (121°C)	STC40CS		ferrule	100		
Ambient		150-C/E	sleeve	250	Ambient	400-C/E		sleeve	110		
160°F (71°C)		150-C/E	sleeve	200	160°F (71°C)	400-C/E		sleeve	75		
180°F (82°C)		150-C/E	sleeve	100	180°F (82°C)	400-C/E		sleeve	60		
250°F (121°C)		150-C/E	sleeve	75	250°F (121°C)	400-C/E		sleeve	50		
Ambient		150-C/E	ferrule	250	Ambient	400-C/E		ferrule	150		
160°F (71°C)		150-C/E	ferrule	200	160°F (71°C)	400-C/E		ferrule	75		
180°F (82°C)		150-C/E	ferrule	150	180°F (82°C)	400-C/E		ferrule	75		
250°F (121°C)		150-C/E	ferrule	100	250°F (121°C)	400-C/E		ferrule	75		
2"		Ambient	STC25CS	sleeve	250	6"		Ambient	STC60CS	sleeve	75
		160°F (71°C)	STC25CS	sleeve	150			160°F (71°C)	STC60CS	sleeve	---
	180°F (82°C)	STC25CS	sleeve	125	180°F (82°C)		STC60CS	sleeve	---		
	250°F (121°C)	STC25CS	sleeve	80	250°F (121°C)		STC60CS	sleeve	---		
	Ambient	STC25CS	ferrule	300	Ambient		STC60CS	ferrule	230		
	160°F (71°C)	STC25CS	ferrule	239	160°F (71°C)		STC60CS	ferrule	---		
	180°F (82°C)	STC25CS	ferrule	225	180°F (82°C)		STC60CS	ferrule	---		
	250°F (121°C)	STC25CS	ferrule	100	250°F (121°C)		STC60CS	ferrule	---		
	Ambient	200-C/E	sleeve	250	Ambient		600-C/E	sleeve	75		
	160°F (71°C)	200-C/E	sleeve	100	160°F (71°C)		600-C/E	sleeve	---		
	180°F (82°C)	200-C/E	sleeve	50	180°F (82°C)		600-C/E	sleeve	---		
	250°F (121°C)	200-C/E	sleeve	50	250°F (121°C)		600-C/E	sleeve	---		
	Ambient	200-C/E	ferrule	250	Ambient		600-C/E	ferrule	75		
	160°F (71°C)	200-C/E	ferrule	100	160°F (71°C)		600-C/E	ferrule	---		
	180°F (82°C)	200-C/E	ferrule	100	180°F (82°C)		600-C/E	ferrule	---		
	250°F (121°C)	200-C/E	ferrule	100	250°F (121°C)		600-C/E	ferrule	---		

Dixon® Cam & Groove Type C Coupler x Hose Shank

Features:

- finger rings are not supplied on 1" Dixon® couplings
- couplers are supplied standard with a Buna-N gasket, other gasket types are available on pages 163 - 166
- ½" Dixon® coupler has only one cam arm
- use Dixon® replacement handles only


Hose ID	356T6 Aluminum Part #	Brass Part #	316 Stainless Steel Part #	Unplated Ductile Iron Part #
1"	100-C-AL	100-C-BR	100-C-SS	---
1½"	150-C-AL	150-C-BR	150-C-SS	150-C-MI
2"	200-C-AL	200-C-BR	200-C-SS	200-C-MI
3"	300-C-AL	300-C-BR	300-C-SS	300-C-MI ¹
4"	400-C-AL	400-C-BR	400-C-SS	400-C-MI ¹
6"	600-C-AL	600-C-BR	600-C-SS	600-C-MI ¹

¹ ductile iron

Only use the crimp style shanks with the crimp style sleeves and ferrules.
Due to differences in dimensions and tolerances for safety reasons, do not interchange other manufacturer's products with Dixon® products.



356T6 aluminum



brass



316 stainless steel



unplated ductile iron

EZ Boss-Lock™ Cam & Groove Type C Coupler x Hose Shank

Feature:

- couplers are supplied standard with a Buna-N gasket, other gasket types are available on pages 163 - 166

Size	316 Stainless Steel Part #
1"	RC100EZCR
1¼"	RC125EZCR
1½"	RC150EZCR
2"	RC200EZCR
3"	RC300EZCR
4"	RC400EZCR
6"	RC600EZCR



Under no circumstances should the EZ Boss-Lock™ cam arms be used on any fitting not specifically designed for their use. See page 122 for further specifications.




Dixon® Type E Adapters

male adapter x hose shank



356T6 aluminum



brass



316 stainless steel



unplated ductile iron




Pressure rating is based on the seal of the mating part. See ratings on page 122

Hose ID	356T6 Aluminum Part #	Brass Part #	316 Stainless Steel Part #	Unplated Ductile Iron Part #
1"	100-E-AL	100-E-BR	100-E-SS	---
1½"	150-E-AL	150-E-BR	150-E-SS	---
2"	200-E-AL	200-E-BR	200-E-SS	---
3"	300-E-AL	300-E-BR	300-E-SS	300-E-MI
4"	400-E-AL	400-E-BR	400-E-SS	400-E-MI
6"	600-E-AL	600-E-BR	600-E-SS	600-E-MI

Global Crimp Style Cam & Groove Type C Coupler x Hose Shank



A380 permanent mold aluminum



C38000 forged brass



316 investment cast stainless

Features:

- all couplers are supplied with safety clips
- couplers are supplied standard with a Buna-N gasket, other gasket types are available on pages 163 - 166
- use Global replacement handles only



Only use the crimp style shanks with the crimp style sleeves and ferrules. Due to differences in dimensions and tolerances for safety reasons, do not interchange other manufacturer's products with Dixon® products.

Hose ID	A380 Permanent Mold Aluminum Part #	C38000 Forged Brass Part #	316 Investment Cast Stainless Part #
1"	G100-C-ALCR	G100-C-BRCR	G100-C-SSCR
1½"	G150-C-ALCR	G150-C-BRCR	G150-C-SSCR
2"	G200-C-ALCR	G200-C-BRCR	G200-C-SSCR
3"	G300-C-ALCR	G300-C-BRCR	G300-C-SSCR
4"	G400-C-ALCR	G400-C-BRCR	G400-C-SSCR
6"	G600-C-ALCR	---	G600-C-SSCR

Global Crimp Style Cam & Groove Type E Adapter x Hose Shank

Only use the crimp style shanks with the crimp style sleeves and ferrules.

Due to differences in dimensions and tolerances for safety reasons, do not interchange other manufacturer's products with Dixon® products. Pressure rating is based on the seal of the mating part. See ratings on page 122.



Hose ID	A380 Permanent Mold Aluminum Part #	C38000 Forged Brass Part #	316 Investment Cast Stainless Steel Part #
1"	G100-E-ALCR	G100-E-BRCR	G100-E-SSCR
1½"	G150-E-ALCR	G150-E-BRCR	G150-E-SSCR
2"	G200-E-ALCR	G200-E-BRCR	G200-E-SSCR
3"	G300-E-ALCR	G300-E-BRCR	G300-E-SSCR
4"	G400-E-ALCR	G400-E-BRCR	G400-E-SSCR
6"	G600-E-ALCR	---	G600-E-SSCR



A380 permanent mold aluminum



C38000 forged brass



316 investment cast stainless

Hose Coupling Systems

Boss™ Ground Joint Stems

Only use the crimp style shanks with the crimp style sleeves and ferrules.

Due to differences in dimensions and tolerances for safety reasons, do not interchange other manufacturer's products with Dixon® products. Pressure rating is based on the seal of the mating part. See ratings on page 122.



Hose Shank x NPT	Plated Steel and / or Iron Part #	Opt Qty
2"	GB26	10
3"	GB36	5



- GB26 and GB36 has a machined shank to accept a Boss™ clamp, King Crimp™ sleeve or a ferrule

The King Crimp™ sleeve and ferrule are not intended for steam service.



King Crimp™ Style Sleeves



- Only use the crimp style shanks with the crimp style sleeves and ferrules. Due to differences in dimensions and tolerances for safety reasons, do not interchange other manufacturer's products with Dixon® products.
- for liquid service only
- not intended for steam service



Hose ID	Hose OD		Work. Pressure (PSI)		Sleeve ID	Sleeve Wall Thick.	Sleeve Overall Length	Carbon Steel Part #	304 Stainless Steel Part #	Aluminum Part #
	From	To	cam & groove ¹	King Crimp nipple ²						
1"	1-13/64"	1-16/64"	*	*	1.313"	.062"	2½"	CS100-1CS	CS100-1SS	---
	1-17/64"	1-20/64"	*	*	1.375"	.062"	2½"	CS100-2CS	CS100-2SS	CS100-2AL
	1-21/64"	1-24/64"	*	*	1.438"	.062"	2½"	CS100-3CS	CS100-3SS	---
	1-25/64"	1-28/64"	*	*	1.500"	.062"	2½"	CS100-4CS	CS100-4SS	CS100-4AL
	1-29/64"	1-32/64"	*	*	1.563"	.062"	2½"	CS100-5CS	CS100-5SS	---
	1-33/64"	1-36/64"	*	*	1.625"	.062"	2½"	CS100-6CS	CS100-6SS	CS100-6AL
	1-37/64"	1-40/64"	*	*	1.688"	.062"	2½"	CS100-7CS	CS100-7SS	---
	1-41/64"	1-44/64"	*	*	1.750"	.062"	2½"	CS100-8CS	CS100-8SS	---
	1-45/64"	1-48/64"	*	*	1.813"	.062"	2½"	CS100-9CS	CS100-9SS	---
	1-49/64"	1-52/64"	*	*	1.875"	.062"	2½"	CS100-10CS	CS100-10SS	---
1¼"	1-41/64"	1-44/64"	250	300	1.750"	.060"	2-5/8"	CS125-3CS	CS125-3SS	---
	1-45/64"	1-48/64"	250	300	1.813"	.060"	2-5/8"	CS125-4CS	CS125-4SS	---
	1-49/64"	1-52/64"	250	300	1.875"	.060"	2-5/8"	CS125-5CS	CS125-5SS	---
	1-53/64"	1-56/64"	250	300	1.938"	.060"	2-5/8"	CS125-6CS	CS125-6SS	---
1½"	1-41/64"	1-44/64"	250	300	1.750"	.062"	2½"	CS150-1CS	CS150-1SS	---
	1-45/64"	1-48/64"	250	300	1.813"	.062"	2½"	CS150-2CS	CS150-2SS	---
	1-49/64"	1-52/64"	250	300	1.875"	.062"	2½"	CS150-3CS	CS150-3SS	CS150-3AL
	1-53/64"	1-56/64"	250	300	1.938"	.062"	2½"	CS150-4CS	CS150-4SS	---
	1-57/64"	1-60/64"	250	300	2.000"	.062"	2½"	CS150-5CS	CS150-5SS	---
	1-61/64"	2"	250	300	2.063"	.062"	2½"	CS150-6CS	CS150-6SS	---
	2-1/64"	2-4/64"	250	300	2.125"	.062"	2½"	CS150-7CS	CS150-7SS	CS150-7AL
	2-5/64"	2-8/64"	250	300	2.188"	.062"	2½"	CS150-8CS	CS150-8SS	---
	2-9/64"	2-12/64"	250	300	2.250"	.062"	2½"	CS150-9CS	CS150-9SS	---
	2-13/64"	2-16/64"	250	300	2.313"	.062"	2½"	CS150-10CS	CS150-10SS	---
	2-17/64"	2-20/64"	250	300	2.375"	.062"	2½"	CS150-11CS	CS150-11SS	---
	2-21/64"	2-24/64"	250	300	2.438"	.062"	2½"	CS150-12CS	CS150-12SS	---
2"	2-13/64"	2-16/64"	250	250	2.313"	.062"	2-7/8"	CS200-1CS	CS200-1SS	---
	2-17/64"	2-20/64"	250	250	2.375"	.062"	2-7/8"	CS200-2CS	CS200-2SS	---
	2-21/64"	2-24/64"	250	250	2.438"	.062"	2-7/8"	CS200-3CS	CS200-3SS	---
	2-25/64"	2-28/64"	250	250	2.500"	.062"	2-7/8"	CS200-4CS	CS200-4SS	CS200-4AL
	2-29/64"	2-32/64"	250	250	2.563"	.062"	2-7/8"	CS200-5CS	CS200-5SS	NEW CS200-5AL
	2-33/64"	2-36/64"	250	250	2.625"	.062"	2-7/8"	CS200-6CS	CS200-6SS	---
	2-37/64"	2-40/64"	250	250	2.688"	.062"	2-7/8"	CS200-7CS	CS200-7SS	---
	2-41/64"	2-44/64"	250	250	2.750"	.062"	2-7/8"	CS200-8CS	CS200-8SS	---
	2-45/64"	2-48/64"	250	250	2.813"	.062"	2-7/8"	CS200-9CS	CS200-9SS	---
	2-49/64"	2-52/64"	250	250	2.875"	.062"	2-7/8"	CS200-10CS	CS200-10SS	CS200-10AL
	2-53/64"	2-56/64"	250	250	2.938"	.062"	2-7/8"	CS200-11CS	CS200-11SS	CS200-11AL
	2-57/64"	2-60/64"	250	250	3.000"	.062"	2-7/8"	CS200-12CS	CS200-12SS	NEW CS200-12AL

* consult Dixon® at sales@dixongroupcanada.com for pressure rating

¹ based on using crimp cam & groove shanks

² based on using King™ crimp nipples

King Crimp™ Style Sleeves

- Only use the crimp style shanks with the crimp style sleeves and ferrules. Due to differences in dimensions and tolerances for safety reasons, do not interchange other manufacturer's products with Dixon® products.
- for liquid service only
- not intended for steam service



Hose ID	Hose OD		Work. Pressure (PSI)		Sleeve ID	Sleeve Wall Thick.	Sleeve Overall Length	Carbon Steel Part #	304 Stainless Steel Part #	Aluminum Part #
	From	To	cam & groove ¹	King Crimp nipple ²						
3"	3-13/64"	3-16/64"	125	200	3.313"	.090"	3¾"	CS300-1CS	CS300-1SS	---
	3-17/64"	3-20/64"	125	200	3.375"	.090"	3¾"	CS300-2CS	CS300-2SS	---
	3-21/64"	3-24/64"	125	200	3.438"	.090"	3¾"	CS300-3CS	CS300-3SS	---
	3-25/64"	3-28/64"	125	200	3.500"	.090"	3¾"	CS300-4CS	CS300-4SS	---
	3-29/64"	3-32/64"	125	200	3.563"	.090"	3¾"	CS300-5CS	CS300-5SS	CS300-5AL
	3-33/64"	3-36/64"	125	200	3.625"	.090"	3¾"	CS300-6CS	CS300-6SS	---
	3-37/64"	3-40/64"	125	200	3.688"	.090"	3¾"	CS300-7CS	CS300-7SS	---
	3-41/64"	3-44/64"	125	200	3.750"	.090"	3¾"	CS300-8CS	CS300-8SS	CS300-8AL
	3-45/64"	3-48/64"	125	200	3.813"	.090"	3¾"	CS300-9CS	CS300-9SS	---
	3-49/64"	3-52/64"	125	200	3.875"	.090"	3¾"	CS300-10CS	CS300-10SS	NEW CS300-10AL
	3-53/64"	3-56/64"	125	200	3.938"	.090"	3¾"	CS300-11CS	CS300-11SS	---
	3-57/64"	3-60/64"	125	200	4.000"	.090"	3¾"	CS300-12CS	CS300-12SS	CS300-12AL
	3-61/64"	4"	125	200	4.063"	.090"	3¾"	CS300-13CS	CS300-13SS	---
	4-1/64"	4-4/64"	125	200	4.125"	.090"	3¾"	CS300-14CS	CS300-14SS	---
	4-5/64"	4-8/64"	125	200	4.188"	.090"	3¾"	CS300-15CS	CS300-15SS	---
	4-9/64"	4-12/64"	125	200	4.250"	.090"	3¾"	CS300-16CS	CS300-16SS	---
4"	4-13/64"	4-16/64"	110	175	4.313"	.090"	3¾"	CS400-1CS	CS400-1SS	---
	4-17/64"	4-20/64"	110	175	4.375"	.090"	3¾"	CS400-2CS	CS400-2SS	---
	4-21/64"	4-24/64"	110	175	4.438"	.090"	3¾"	CS400-3CS	CS400-3SS	---
	4-25/64"	4-28/64"	110	175	4.500"	.090"	3¾"	CS400-4CS	CS400-4SS	---
	4-29/64"	4-32/64"	110	175	4.563"	.090"	3¾"	CS400-5CS	CS400-5SS	---
	4-33/64"	4-36/64"	110	175	4.625"	.090"	3¾"	CS400-6CS	CS400-6SS	---
	4-37/64"	4-40/64"	110	175	4.688"	.090"	3¾"	CS400-7CS	CS400-7SS	---
	4-41/64"	4-44/64"	110	175	4.750"	.090"	3¾"	CS400-8CS	CS400-8SS	---
	4-45/64"	4-48/64"	110	175	4.813"	.090"	3¾"	CS400-9CS	CS400-9SS	---
	4-49/64"	4-52/64"	110	175	4.875"	.090"	3¾"	CS400-10CS	CS400-10SS	CS400-10AL
	4-53/64"	4-56/64"	110	175	4.938"	.090"	3¾"	CS400-11CS	CS400-11SS	NEW CS400-11AL
	4-57/64"	4-60/64"	110	175	5.000"	.090"	3¾"	CS400-12CS	CS400-12SS	CS400-12AL
	4-61/64"	5"	110	175	5.063"	.090"	3¾"	CS400-13CS	CS400-13SS	---
	5-1/64"	5-4/64"	110	175	5.125"	.090"	3¾"	CS400-14CS	CS400-14SS	---
	5-5/64"	5-8/64"	110	175	5.188"	.090"	3¾"	CS400-15CS	CS400-15SS	---
	5-9/64"	5-12/64"	110	175	5.250"	.090"	3¾"	CS400-16CS	CS400-16SS	---
6"	6-21/64"	6-28/64"	*	*	6.500"	.120"	5½"	CS600-1CS	CS600-1SS	---
	6-29/64"	6-36/64"	*	*	6.625"	.120"	5½"	CS600-2CS	CS600-2SS	---
	6-37/64"	6-44/64"	*	*	6.750"	.120"	5½"	CS600-3CS	CS600-3SS	---
	6-45/64"	6-52/64"	*	*	6.875"	.120"	5½"	CS600-4CS	CS600-4SS	---
	6-53/64"	6-60/64"	*	*	7.000"	.120"	5½"	CS600-5CS	CS600-5SS	---
	6-61/64"	7-4/64"	*	*	7.125"	.120"	5½"	CS600-6CS	CS600-6SS	---
	7-5/64"	7-12/64"	*	*	7.250"	.120"	5½"	CS600-7CS	CS600-7SS	---
	7-13/64"	7-20/64"	*	*	7.375"	.120"	5½"	CS600-8CS	CS600-8SS	---
	7-21/64"	7-28/64"	*	*	7.500"	.120"	5½"	CS600-9CS	CS600-9SS	---

* consult Dixon® at isales@dixongroupcanada.com for pressure rating

¹ based on using crimp cam & groove shanks

² based on using King™ crimp nipples

King Crimp™ Style Ferrules



Only use the crimp style shanks with the crimp style sleeves and ferrules. Due to differences in dimensions and tolerances for safety reasons, do not interchange other manufacturer's products with Dixon® products.



Hose ID	Hose OD		Work. Pressure (PSI)		Ferrule ID	Ferrule Wall Thickness	Ferrule Overall Length	Carbon Steel Part #	304 Stainless Steel Part #
	From	To	cam & groove ¹	King Crimp nipple ²					
1"	1-13/64"	1-16/64"	*	*	1.313"	.062"	2-13/16"	CF100-1CS	CF100-1SS
	1-17/64"	1-20/64"	*	*	1.375"	.062"	2-13/16"	CF100-2CS	CF100-2SS
	1-21/64"	1-24/64"	*	*	1.438"	.062"	2-13/16"	CF100-3CS	CF100-3SS
	1-25/64"	1-28/64"	*	*	1.500"	.062"	2-13/16"	CF100-4CS	CF100-4SS
	1-29/64"	1-32/64"	*	*	1.563"	.062"	2-13/16"	CF100-5CS	CF100-5SS
	1-33/64"	1-36/64"	*	*	1.625"	.062"	2-13/16"	CF100-6CS	CF100-6SS
	1-37/64"	1-40/64"	*	*	1.688"	.062"	2-13/16"	CF100-7CS	CF100-7SS
	1-41/64"	1-44/64"	*	*	1.750"	.062"	2-13/16"	CF100-8CS	CF100-8SS
	1-45/64"	1-48/64"	*	*	1.813"	.062"	2-13/16"	CF100-9CS	CF100-9SS
	1-49/64"	1-52/64"	*	*	1.875"	.062"	2-13/16"	CF100-10CS	CF100-10SS
1 1/4"	1-41/64"	1-44/64"	250	350	1.750"	.060"	2-13/16"	CF125-3CS	CF125-3SS
	1-45/64"	1-48/64"	250	350	1.813"	.060"	2-13/16"	CF125-4CS	CF125-4SS
	1-49/64"	1-52/64"	250	350	1.875"	.060"	2-13/16"	CF125-5CS	CF125-5SS
	1-53/64"	1-56/64"	250	350	1.938"	.060"	2-13/16"	CF125-6CS	CF125-6SS
1 1/2"	1-41/64"	1-44/64"	250	350	1.750"	.062"	2-13/16"	CF150-1CS	CF150-1SS
	1-45/64"	1-48/64"	250	350	1.813"	.062"	2-13/16"	CF150-2CS	CF150-2SS
	1-49/64"	1-52/64"	250	350	1.875"	.062"	2-13/16"	CF150-3CS	CF150-3SS
	1-53/64"	1-56/64"	250	350	1.938"	.062"	2-13/16"	CF150-4CS	CF150-4SS
	1-57/64"	1-60/64"	250	350	2.000"	.062"	2-13/16"	CF150-5CS	CF150-5SS
	1-61/64"	2"	250	350	2.063"	.062"	2-13/16"	CF150-6CS	CF150-6SS
	2-1/64"	2-4/64"	250	350	2.125"	.062"	2-13/16"	CF150-7CS	CF150-7SS
	2-5/64"	2-8/64"	250	350	2.188"	.062"	2-13/16"	CF150-8CS	CF150-8SS
	2-9/64"	2-12/64"	250	350	2.250"	.062"	2-13/16"	CF150-9CS	CF150-9SS
	2-13/64"	2-16/64"	250	350	2.313"	.062"	2-13/16"	CF150-10CS	CF150-10SS
	2-17/64"	2-20/64"	250	350	2.375"	.062"	2-13/16"	CF150-11CS	CF150-11SS
	2-21/64"	2-24/64"	250	350	2.438"	.062"	2-13/16"	CF150-12CS	CF150-12SS
2"	2-13/64"	2-16/64"	250	300	2.313"	.062"	3-1/8"	CF200-1CS	CF200-1SS
	2-17/64"	2-20/64"	250	300	2.375"	.062"	3-1/8"	CF200-2CS	CF200-2SS
	2-21/64"	2-24/64"	250	300	2.438"	.062"	3-1/8"	CF200-3CS	CF200-3SS
	2-25/64"	2-28/64"	250	300	2.500"	.062"	3-1/8"	CF200-4CS	CF200-4SS
	2-29/64"	2-32/64"	250	300	2.563"	.062"	3-1/8"	CF200-5CS	CF200-5SS
	2-33/64"	2-36/64"	250	300	2.625"	.062"	3-1/8"	CF200-6CS	CF200-6SS
	2-37/64"	2-40/64"	250	300	2.688"	.062"	3-1/8"	CF200-7CS	CF200-7SS
	2-41/64"	2-44/64"	250	300	2.750"	.062"	3-1/8"	CF200-8CS	CF200-8SS
	2-45/64"	2-48/64"	250	300	2.813"	.062"	3-1/8"	CF200-9CS	CF200-9SS
	2-49/64"	2-52/64"	250	300	2.875"	.062"	3-1/8"	CF200-10CS	CF200-10SS
2-53/64"	2-56/64"	250	300	2.938"	.062"	3-1/8"	CF200-11CS	CF200-11SS	
2-57/64"	2-60/64"	250	300	3.000"	.062"	3-1/8"	CF200-12CS	CF200-12SS	

* consult Dixon® at isales@dixongroupcanada.com for pressure rating

¹ based on using crimp cam & groove shanks

² based on using King™ crimp nipples

King Crimp™ Style Ferrules

Only use the crimp style shanks with the crimp style sleeves and ferrules. Due to differences in dimensions and tolerances for safety reasons, do not interchange other manufacturer's products with Dixon® products.



Hose ID	Hose OD		Work. Pressure (PSI)		Ferrule ID	Ferrule Wall Thickness	Ferrule Overall Length	Carbon Steel Part #	304 Stainless Steel Part #
	From	To	cam & groove ¹	King Crimp nipple ²					
3"	3-13/64"	3-16/64"	150	300	3.313"	.090"	4"	CF300-1CS	CF300-1SS
	3-17/64"	3-20/64"	150	300	3.375"	.090"	4"	CF300-2CS	CF300-2SS
	3-21/64"	3-24/64"	150	300	3.438"	.090"	4"	CF300-3CS	CF300-3SS
	3-25/64"	3-28/64"	150	300	3.500"	.090"	4"	CF300-4CS	CF300-4SS
	3-29/64"	3-32/64"	150	300	3.563"	.090"	4"	CF300-5CS	CF300-5SS
	3-33/64"	3-36/64"	150	300	3.625"	.090"	4"	CF300-6CS	CF300-6SS
	3-37/64"	3-40/64"	150	300	3.688"	.090"	4"	CF300-7CS	CF300-7SS
	3-41/64"	3-44/64"	150	300	3.750"	.090"	4"	CF300-8CS	CF300-8SS
	3-45/64"	3-48/64"	150	300	3.813"	.090"	4"	CF300-9CS	CF300-9SS
	3-49/64"	3-52/64"	150	300	3.875"	.090"	4"	CF300-10CS	CF300-10SS
	3-53/64"	3-56/64"	150	300	3.938"	.090"	4"	CF300-11CS	CF300-11SS
	3-57/64"	3-60/64"	150	300	4.000"	.090"	4"	CF300-12CS	CF300-12SS
	3-61/64"	4"	150	300	4.063"	.090"	4"	CF300-13CS	CF300-13SS
	4-1/64"	4-4/64"	150	300	4.125"	.090"	4"	CF300-14CS	CF300-14SS
	4-5/64"	4-8/64"	150	300	4.188"	.090"	4"	CF300-15CS	CF300-15SS
	4-9/64"	4-12/64"	150	300	4.250"	.090"	4"	CF300-16CS	CF300-16SS
4"	4-13/64"	4-16/64"	150	300	4.313"	.090"	4"	CF400-1CS	CF400-1SS
	4-17/64"	4-20/64"	150	300	4.375"	.090"	4"	CF400-2CS	CF400-2SS
	4-21/64"	4-24/64"	150	300	4.438"	.090"	4"	CF400-3CS	CF400-3SS
	4-25/64"	4-28/64"	150	300	4.500"	.090"	4"	CF400-4CS	CF400-4SS
	4-29/64"	4-32/64"	150	300	4.563"	.090"	4"	CF400-5CS	CF400-5SS
	4-33/64"	4-36/64"	150	300	4.625"	.090"	4"	CF400-6CS	CF400-6SS
	4-37/64"	4-40/64"	150	300	4.688"	.090"	4"	CF400-7CS	CF400-7SS
	4-41/64"	4-44/64"	150	300	4.750"	.090"	4"	CF400-8CS	CF400-8SS
	4-45/64"	4-48/64"	150	300	4.813"	.090"	4"	CF400-9CS	CF400-9SS
	4-49/64"	4-52/64"	150	300	4.875"	.090"	4"	CF400-10CS	CF400-10SS
	4-53/64"	4-56/64"	150	300	4.938"	.090"	4"	CF400-11CS	CF400-11SS
	4-57/64"	4-60/64"	150	300	5.000"	.090"	4"	CF400-12CS	CF400-12SS
	4-61/64"	5"	150	300	5.063"	.090"	4"	CF400-13CS	CF400-13SS
	5-1/64"	5-4/64"	150	300	5.125"	.090"	4"	CF400-14CS	CF400-14SS
	5-5/64"	5-8/64"	150	300	5.188"	.090"	4"	CF400-15CS	CF400-15SS
	5-9/64"	5-12/64"	150	300	5.250"	.090"	4"	CF400-16CS	CF400-16SS
6"	6-21/64"	6-28/64"	*	*	6.500"	.120"	5-7/8"	CF600-1CS	CF600-1SS
	6-29/64"	6-36/64"	*	*	6.625"	.120"	5-7/8"	CF600-2CS	CF600-2SS
	6-37/64"	6-44/64"	*	*	6.750"	.120"	5-7/8"	CF600-3CS	CF600-3SS
	6-45/64"	6-52/64"	*	*	6.875"	.120"	5-7/8"	CF600-4CS	CF600-4SS
	6-53/64"	6-60/64"	*	*	7.000"	.120"	5-7/8"	CF600-5CS	CF600-5SS
	6-61/64"	7-4/64"	*	*	7.125"	.120"	5-7/8"	CF600-6CS	CF600-6SS
	7-5/64"	7-12/64"	*	*	7.250"	.120"	5-7/8"	CF600-7CS	CF600-7SS
	7-13/64"	7-20/64"	*	*	7.375"	.120"	5-7/8"	CF600-8CS	CF600-8SS
	7-21/64"	7-28/64"	*	*	7.500"	.120"	5-7/8"	CF600-9CS	CF600-9SS

* consult Dixon® at isales@dixongroupcanada.com for pressure rating

¹ based on using crimp cam & groove shanks

² based on using King Crimp™ crimp nipples

King Crimp™ Style Combination Nipples

Threaded End

Feature:

- There are two grooves on the crimp style King™ Combination nipples. The second groove is the roll stamp groove which has the part number and 'call Dixon®' stamped on it. This groove is a smooth concentric groove so that the stamp is legible.



Hose ID	Schedule 80 Plated Carbon Steel Part #	316 Stainless Steel Part #
1"	STC10CS	RST10CS
1¼"	STC15CS	RST15CS
1½"	STC20CS	RST20CS
2"	STC25CS	RST25CS
3"	STC35CS	RST35CS
4"	STC40CS	RST40CS
6"	STC60CS	RST60CS

- for 8" options see page 117

Grooved End

Feature:

- There are two grooves on the crimp style King™ Combination nipples. The second groove is the roll stamp groove which has the part number and 'call Dixon®' stamped on it. This groove is a smooth concentric groove so that the stamp is legible.



Hose ID	Schedule 80 Plated Carbon Steel Part #	316 Stainless Steel Part #
1"	STV10CS	RSTV10CS
1½"	STV20CS	RSTV20CS
2"	STV25CS	RSTV25CS
3"	STV35CS	RSTV35CS
4"	STV40CS	RSTV40CS
6"	STV60CS	RSTV60CS

Beveled End

Feature:

- There are two grooves on the crimp style King™ Combination nipples. The second groove is the roll stamp groove which has the part number and 'call Dixon®' stamped on it. This groove is a smooth concentric groove so that the stamp is legible.



Hose ID	Schedule 80 Carbon Steel Part #	316 Stainless Steel Part #
1"	STB10CS	RSTB10CS
1½"	STB20CS	RSTB20CS
2"	STB25CS	RSTB25CS
3"	STB35CS	RSTB35CS
4"	STB40CS	RSTB40CS
6"	STB60CS	RSTB60CS

- For additional information on pipe dimensions please reference canada.dixonvalve.com.

NEW


FJIC

Hose ID	Ambient Working Pressures		Carbon Steel Part #
	Sleeve	Ferrule	
1"	400	400	SFJCT10CS
1½"	300	350	SFJCT20CS
2"	250	300	SFJCT25CS

Only use the crimp style shanks with the crimp style sleeves and ferrules.

Due to differences in dimensions and tolerances for safety reasons, do not interchange other manufacturer's products with Dixon® products.



King Crimp™ Style

150# ASA Fixed (Welded) Flanges



Only use the crimp style shanks with the crimp style sleeves and ferrules.

Due to differences in dimensions and tolerances for safety reasons, do not interchange other manufacturer's products with Dixon® products.

Features:

- There are two grooves on the crimp style King™ Combination nipples. The second groove is the roll stamp groove which has the part number and 'call Dixon®' stamped on it. This groove is a smooth concentric groove so that the stamp is legible.

Size	Steel Part #	316 Stainless Steel Part #
1½"	FST20CS	RFST20CS
2"	FST25CS	RFST25CS
3"	FST35CS	RFST35CS
4"	FST40CS	RFST40CS
6"	FST60CS	RFST60CS

- For flange dimensions, diagrams and additional information please reference canada.dixonvalve.com.
- For additional information on pipe dimensions please reference canada.dixonvalve.com.



Combination Nipple x TTMA Flanges

Feature:

- to be used with King Crimp™ sleeves and/or ferrules

Size	Flange Thickness	Carbon Steel Part #	Aluminum Part #
3"	¼"	TTFST35CS	---
3"	⅜"	TTFST35CS-THK	---
4"	5/16"	TTFST40CS	ATTFST40CS
4"	⅜"	TTFST40CS-THK	---

- For flange dimensions, diagrams and additional information please reference canada.dixonvalve.com.
- For additional information on pipe dimensions please reference canada.dixonvalve.com.



carbon steel



aluminum

Nipples for Floating Flanges

Feature:

- to be used with King Crimp™ sleeves and/or ferrules

Size	Plated Carbon Steel Part #	316 Stainless Steel Part #
2"	N25CS	RN25CS
3"	N35CS	RN35CS
4"	N40CS	RN40CS
6"	N60CS	RN60CS

- To be used with LJ/LJR floating flanges on page 684.



King Crimp™ Style

Short Combination Nipples - Threaded End



- for use with ferrules below

Size	Schedule 40 Plated Carbon Steel Part #
8"	STC80CS

Short Combination Nipples - Grooved End



Size	Schedule 40 Plated Carbon Steel Part #
8"	STV80CS

- For additional information on pipe dimensions please reference canada.dixonvalve.com.

Short Ferrules

- consult Dixon® for additional ferrule sizes



Hose ID	Hose OD		Ferrule Wall Thickness	Ferrule ID	Ferrule Overall Length	Carbon Steel Part #
	From	To				
8"	8-29/64"	8-36/64"	.120"	8.625"	4.25"	CFS800-1CS
	8-37/64"	8-44/64"	.120"	8.750"	4.25"	CFS800-2CS
	8-45/64"	8-52/64"	.120"	8.875"	4.25"	CFS800-3CS
	8-53/64"	8-60/64"	.120"	9.000"	4.25"	CFS800-4CS
	8-61/64"	9-4/64"	.120"	9.125"	4.25"	CFS800-5CS
	9-5/64"	9-12/64"	.120"	9.250"	4.25"	CFS800-6CS
	9-13/64"	9-20/64"	.120"	9.375"	4.25"	CFS800-7CS
	9-21/64"	9-28/64"	.120"	9.500"	4.25"	CFS800-8CS

Large Sleeves



Hose ID	Sleeve ID	Sleeve Wall Thickness	Sleeve Overall Length	Carbon Steel Part #
8"	8.30"	0.120"	8.75"	S830X875X120CS
	8.38"	0.120"	6.00"	S838X600X120CS
	8.50"	0.120"	6.50"	S850X650X120CS
	8.75"	0.120"	6.00"	S875X600X120CS
	8.98"	0.120"	8.75"	S898X875X120CS
	9.00"	0.090"	4.00"	S900X400X090CS
	9.00"	0.120"	4.00"	S900X400X120CS
	9.00"	0.120"	6.00"	S900X600X120CS
	9.10"	0.120"	4.00"	S910X400X120CS
	9.12"	0.120"	6.00"	S912X600X120CS
	9.15"	0.120"	6.00"	S915X600X120CS
	9.25"	0.120"	4.00"	S925X400X120CS
	9.25"	0.120"	6.00"	S925X600X120CS
	9.50"	0.120"	4.00"	S950X400X120CS
	9.50"	0.120"	6.00"	S950X600X120CS
	9.75"	0.120"	6.00"	S975X600X120CS
10"	10.25"	0.120"	7.50"	S1025X750X120CS
	10.50"	0.120"	7.50"	S1050X750X120CS
	11.00"	0.120"	6.00"	S1100X600X120CS
	11.75"	0.120"	6.00"	S1175X600X120CS

- consult Dixon® for additional sleeve sizes

King Crimp™ Style**Combination Nipples - Heavy Duty, Threaded End****Application:**

- used in the fast paced transfer of water, chemicals and sand slurry to a hydraulic fracturing site


Features:

- Water and petroleum transfer hoses rated from 100 to 300 PSI WP (4:1 SF) have excellent test results with the standard King Crimp™ ferrules *CF400-xxCS*.
- 400 PSI working pressure at 70°F (21°C) when used with heavy duty crimp ferrules (CF400-6CSHD through CF400-16CSHD)
- used with ferrules below



Size	Description	Schedule 80 Steel Part#
4"	male NPT fitting	STC40CSHD

Ferrules - Heavy Duty

Only use the crimp style shanks with the crimp style sleeves and ferrules. Due to differences in dimensions and tolerances for safety reasons, do not interchange other manufacturer's products with Dixon® products. 

- 400 PSI working pressure with a minimum 4:1 safety factor (*hose burst: hose working pressure*) is only achieved with heavy duty (HD) crimp ferrules, CF400-6CSHD through CF400-16CSHD using heavy duty King Crimp™ stem STC40CSHD.

Hose ID	Hose OD		Ferrule Wall Thickness	Ferrule ID	Ferrule Overall Length	Carbon Steel Part #
	From	To				
4"	4-33/64"	4-36/64"	0.120"	4.625"	4"	CF400-6CSHD
	4-37/64"	4-40/64"	0.120"	4.688"	4"	CF400-7CSHD
	4-41/64"	4-44/64"	0.120"	4.750"	4"	CF400-8CSHD
	4-45/64"	4-48/64"	0.120"	4.813"	4"	CF400-9CSHD
	4-49/64"	4-52/64"	0.120"	4.875"	4"	CF400-10CSHD
	4-53/64"	4-56/64"	0.120"	4.938"	4"	CF400-11CSHD
	4-57/64"	4-60/64"	0.120"	5.000"	4"	CF400-12CSHD
	4-61/64"	5"	0.120"	5.063"	4"	CF400-13CSHD
	5-1/64"	5-4/64"	0.120"	5.125"	4"	CF400-14CSHD
	5-5/64"	5-8/64"	0.120"	5.188"	4"	CF400-15CSHD
	5-9/64"	5-12/64"	0.120"	5.250"	4"	CF400-16CSHD



Cam & Groove Information... 120 - 123

Vent-Lock™ Safety..... 124 to 126

Type A..... 124

Type C 124

Type D 125

Type E 125

Type DC, DP and H 125

Accessories 126

Type A Adapters 127

Dixon® / Boss-Lock™ 127

with abrasion resistant inserts..... 127

Type B Couplers..... 128 to 129

Dixon® 128

Boss-Lock™ 129

EZ Boss-Lock™ 129

Type C Couplers..... 130 to 134

Dixon® 130

with abrasion resistant inserts..... 130

Dixon® notched NOS 131

Boss-Lock™ 132

Boss-Lock™ with collar 132

Boss-Lock™ notched 132

EZ Boss-Lock™ 133

EZ Boss-Lock™ phono finish 133

EZ Boss-Lock™ swaged with ferrule..... 134

EZ Boss-Lock™ notched..... 134

Type D Couplers..... 135 to 137

Dixon® 135

Boss-Lock™ 136

EZ Boss-Lock™ 137

Type E Adapters 138 to 140

Dixon® 138

Dixon® phono finish 138

Dixon® swaged with ferrule..... 139

Notched ferrules 139

Notched NOS shank..... 140

Notched NOS ferrules 140

Type F Adapters..... 141

Dixon® 141

Dust Caps and Plugs..... 142 to 145

Type DC..... 142

Dixon® lockable caps 143

Type H..... 143 to 144

Dust Caps & Plugs (cont.) . 142 to 145

Type DP..... 145

Hastelloy® 146 to 147

Type A..... 146

Type E 146

Type F..... 146

EZ Boss-Lock™ Type B 147

EZ Boss-Lock™ Type C 147

EZ Boss-Lock™ Type D 147

Reducing Couplers and Adapters. 148 to 152

Dixon® with port 148

Dixon® 148

Boss-Lock™ 149

EZ Boss-Lock™ 149

Reducing Dixon® with port..... 149

Dixon® spool adapters 150

Reducing Type A..... 151

Reducing Type B 151

Reducing Type C 151

Reducing Type D 152

Reducing Type E 152

Reducing Type F 152

Elbows 153 to 155

45° 153

90° 153 to 155

Flanged 156

Dixon® 156

EZ Boss-Lock™ 156

Weld End 157 to 158

Dixon® couplers 157

EZ Boss-Lock™ couplers 157 to 158

Adapters 158

Boss-Lock Coupler x Tube 159

In-Line Sight Glasses 159

NSPM and Wye 160

Accessories 161 to 169

Handles 161 to 162

Gaskets 163 to 166

Strainers 167

Pull rings..... 167

Abrasion resistant inserts 168

Clips..... 168

Accessories (cont.)..... 161 to 169

Jack chain with S-hook.....	168
Velcro® straps	168
Lanyards.....	169

Global 170 to 178

Type A.....	170
Type B	171
Type C	172
Type D.....	173
Type E	174
Type F.....	174
Dust caps and plugs.....	175
Jump size	176 to 177
Type DA	176
Type AA.....	176
Type DD.....	176
Type A.....	177
Type C.....	177
Type E.....	177
TTMA flange.....	177
Coupler and adapter x ANSI flange	178
Accessories	178

NST Adapters..... 179

Type A.....	179
Type B	179
Type D	179
Type F.....	179

Polypropylene 180 to 184


Type A.....	180
Type B	180
Type C	181
Type D.....	181
Type E	182
Type F.....	182
Dust caps and plugs.....	183
90° coupler x female NPT.....	184
90° coupler x hose shank	184
90° adapter x female NPT	184
90° adapter x male NPT	184

Vent-Lock™ Safety

Cam & Groove



Features:

- safety release cam & groove couplings permit the release of static pressure when disconnecting hose assemblies
- venting system protects operator from being sprayed with hazardous or non-hazardous fluids or solids
- rated to **250 PSI**, recommendation based on the use of mating Dixon™ L-style fittings at ambient temperature **70°F (21°C)** with standard Buna-N seal installed, for use at elevated temperature or other unusual operating conditions, consult Dixon™
 - 1", 1½" and 2" sizes have a maximum working pressure of **250 PSI**
 - 3" maximum working pressure **150 PSI** with King Crimp™ ferrules, crimp sleeves and bands at **125 PSI**
- does not interchange with standard cam & groove products use only with Vent-Lock™ 

Dixon®



Features:

- precision machined to rigid tolerances
- durable stainless steel cam arm pins will not rust or bind, providing greater strength and safety
- recess holds gasket firmly in place - ensures proper placement
- long shank design allows proper banding, thus eliminating the major cause of hose damage

EZ Boss-Lock™



Features:

- no more fumbling with clamps, wire, clips or pins, just close the handles and the locking mechanism is engaged
- extremely easy to open, the release lever is under your thumb when you want to open the fitting, ergonomic
- resistant to accidental disconnection when being dragged; the release lever opens in the direction opposite to the cam arm, so movements that can open the release lever also can close the cam arm
- if the rotating lever is not flush with the handle, it is not properly engaged
- no sliding pins to jam or pop open
- rotating action helps keep the locking device free of debris
- rugged design protects critical parts from impact
- can be supplied with custom shanks, also available with swaged and PF shanks for hard to couple chemical hoses
- assemblies are investment cast stainless steel with plated carbon steel pull rings
- small OD makes it easy to insert into the hose tubes on tank trucks and to use in restricted spaces
- assemblies can be retrofitted onto undamaged stainless steel Boss-Lock™ allowing you to protect your investment in stainless steel Boss-Lock™ couplings while you upgrade
- EZ Boss-Lock™ investment stainless steel cam arms are guaranteed! Should you break one, return it to the nearest warehouse for a free replacement.

Boss-Lock™



Features:

- The cast-in lugs allow safety clips to be attached once the lugs are passed through slots in the special cam lever arms providing a patented safety feature. The clips prevent the coupler from being unlocked until they are removed, providing a *positive locking action*.
- Boss-Lock™ investment stainless steel cam arms are guaranteed! Should you break a Boss-Lock™ investment stainless steel cam arm, return it to the nearest warehouse for a free replacement.
- The pull ring safety clip simplifies the locking action on Boss-Lock™ couplers. No more inserting clips or dangling lanyards, just a twist and it's locked, giving you a low profile positive locking action.

King Crimp™ System Cam and Groove



Dixon® Type C domestic coupler



EZ Boss-Lock™ Type C domestic coupler



Type C global coupler



Dixon® Type E domestic adapter



Type E global adapter

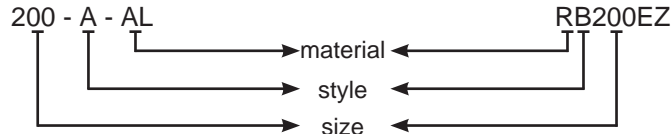
- for a complete listing of King Crimp™ system products, including cam & groove fittings, please reference pages 106 - 117

Crimp Working Pressure Chart

Size	Temperature	Fitting	Clamp	Dixon® Crimp (PSI)	Size	Temperature	Fitting	Clamp	Dixon® Crimp (PSI)
1"	Ambient	100-C/E	sleeve	250	3"	Ambient	300-C/E	sleeve	125
	160°F (71°C)	100-C/E	sleeve	242		160°F (71°C)	300-C/E	sleeve	100
	180°F (82°C)	100-C/E	sleeve	240		180°F (82°C)	300-C/E	sleeve	60
	250°F (121°C)	100-C/E	sleeve	200		250°F (121°C)	300-C/E	sleeve	55
	Ambient	100-C/E	ferrule	250		Ambient	300-C/E	ferrule	150
	160°F (71°C)	100-C/E	ferrule	242		160°F (71°C)	300-C/E	ferrule	125
	180°F (82°C)	100-C/E	ferrule	240		180°F (82°C)	300-C/E	ferrule	100
	250°F (121°C)	100-C/E	ferrule	200		250°F (121°C)	300-C/E	ferrule	75
1½"	Ambient	150-C/E	sleeve	250	4"	Ambient	400-C/E	sleeve	110
	160°F (71°C)	150-C/E	sleeve	200		160°F (71°C)	400-C/E	sleeve	75
	180°F (82°C)	150-C/E	sleeve	100		180°F (82°C)	400-C/E	sleeve	60
	250°F (121°C)	150-C/E	sleeve	75		250°F (121°C)	400-C/E	sleeve	50
	Ambient	150-C/E	ferrule	250		Ambient	400-C/E	ferrule	150
	160°F (71°C)	150-C/E	ferrule	200		160°F (71°C)	400-C/E	ferrule	75
	180°F (82°C)	150-C/E	ferrule	150		180°F (82°C)	400-C/E	ferrule	75
	250°F (121°C)	150-C/E	ferrule	100		250°F (121°C)	400-C/E	ferrule	75
2"	Ambient	200-C/E	sleeve	250	6"	Ambient	600-C/E	sleeve	75
	160°F (71°C)	200-C/E	sleeve	100		160°F (71°C)	600-C/E	sleeve	*
	180°F (82°C)	200-C/E	sleeve	50		180°F (82°C)	600-C/E	sleeve	*
	250°F (121°C)	200-C/E	sleeve	50		250°F (121°C)	600-C/E	sleeve	*
	Ambient	200-C/E	ferrule	250		Ambient	600-C/E	ferrule	75
	160°F (71°C)	200-C/E	ferrule	100		160°F (71°C)	600-C/E	ferrule	*
	180°F (82°C)	200-C/E	ferrule	100		180°F (82°C)	600-C/E	ferrule	*
	250°F (121°C)	200-C/E	ferrule	100		250°F (121°C)	600-C/E	ferrule	*

* Consult Dixon® for PSI ratings

Ordering System



Cam & Groove

Size represents the coupler or adapter and hose or pipe end (i.e. 200 = 2"). If the coupling is a reducing size, the coupler or adapter is the first size (i.e. 4030-C is 4" coupler to 3" hose shank).

Operation of Cam and Groove

1. To make connection, slide the adapter into the coupler and with normal hand pressure, press the cam levers down.
2. Uncoupling is as quick and simple as coupling. Just lift the cam arms and remove the adapter.

Specifications on Dixon Cam and Groove

Specifications:

- Dixon®, Boss-Lock™ and EZ Boss-Lock™ cam & groove couplers and adapters are produced to interchange with all product produced to Commercial Item Description A-A-59326D.
- No standard exists for the ½", 5" and 8" fittings, and generally these sizes do not interchange with other manufacturers.
- Dust caps and dust plugs are **not** to be used in pressure applications for safety and environmental reasons.
- *Designed for use with liquids*, consult Dixon® for specific recommendations.

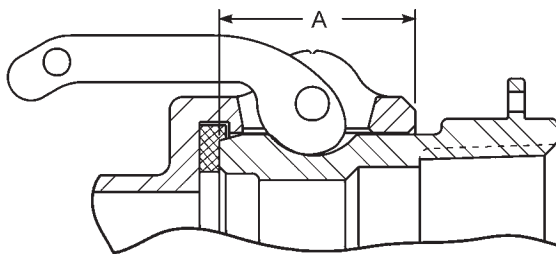
Pressure Ratings:

Recommendations based on the use of mating Dixon® fittings at ambient temperature **70°F (21°C)** with standard Buna-N seal installed. For use at elevated temperature or other unusual operating conditions, consult Dixon®. Dixon®, Boss-Lock™ and EZ Boss-Lock™ couplers and adapters maximum working pressure are as follows:



Size	½"	¾" thru 2"	2½"	3"	4"	5" and 6"	8"
PSI	150	250	150	125	100	75	50
PSI (working pressure with King Crimp™ ferrule system)	150	250	150	150	150	75	50

Cam and Groove Nominal Take-Up Lengths




Coupling Size	Dimension A
½"	0.97"
¾"	0.97"
1"	1.20"
1¼"	1.44"
1½"	1.50"
2"	1.81"
2½"	1.82"
3"	1.78"
4"	1.84"
5"	2.00"
6"	2.13"
8"	2.06"
8"	3.22"

Cam and Groove Configurations


Configurations are representative of the Dixon® line of cam & groove.



Type A
male adapter x female NPT



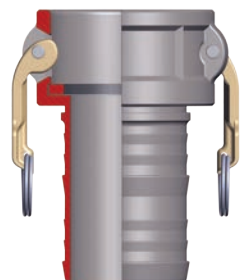
Type E
male adapter x hose shank



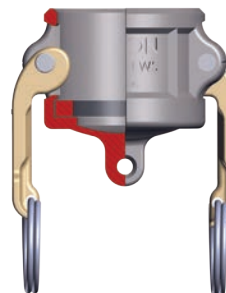
Type B
female coupler x male NPT




Type F
male adapter x male NPT



Type C
female coupler x hose shank



Type DC ¹
dust cap



Type D
female coupler x female NPT



Type DP ¹
dust plug



¹ Dust caps and dust plugs are not to be used in pressure applications for safety and environmental reasons.

⚠ WARNING


Under no circumstances should cam and groove couplings be used for compressed air or steam service!

Vent-Lock™ Safety Cam and Groove Couplings

Application:

- transfer of fluids and solids, with a safer disconnection

Features:

- safety release cam and groove couplings permit the release of static pressure when disconnecting hose assemblies
- venting system protects operator from being sprayed with hazardous or non-hazardous fluids or solids
- rated to **250 PSI**, recommendation based on the use of mating Dixon® L-style fittings at ambient temperature **70°F (21°C)** with standard Buna-N seal installed, for use at elevated temperature or other unusual operating conditions, consult Dixon™
 - 1", 1½" and 2" sizes have a maximum working pressure of **250 PSI**
 - 3" maximum working pressure **150 PSI** with King Crimp™ ferrules, crimp sleeves and bands at **125 PSI**
 - 4" maximum working pressure **150 PSI** with King Crimp™ ferrules, crimp sleeves and bands at **100 PSI**
- does not interchange with standard cam and groove products use only with Dixon® 
- safety orange cam arms
- consult Dixon® for availability of other materials

Attachment Options:

- ferrules, sleeves, bands, and other reliable options

Type A Adapters adapter x female NPT



Size	316 Stainless Steel Part #	Aluminum Part #
1"	L100-A-SS	---
1½"	L150-A-SS	---
2"	L200-A-SS	---
3"	L300-A-SS	---
4"	---	L400-A-AL

Type C Couplers coupler x hose shank



Size	316 Stainless Steel Part #
1"	L100-C-SS
1½"	L150-C-SS
2"	L200-C-SS

EZ Boss-Lock™ Type C Couplers coupler x hose shank



Size	316 Stainless Steel Part #	Aluminum Part #
1"	RLC100EZ	---
1½"	RLC150EZ	---
2"	RLC200EZ¹	---
3"	RLC300EZ¹	---
	---	ALC400EZ¹

¹ has drop shank

Type D Couplers
coupler x female NPT

Size	316 Stainless Steel Part #
1"	RLD100EZ
1½"	RLD150EZ
2"	RLD200EZ



Cam & Groove

Type E Adapters
adapter x hose shank

Size	316 Stainless Steel Part #
1"	L100-E-SS
1½"	L150-E-SS
2"	L200-E-SS
3"	L300-E-SS



Type DC Dust Caps

Size	316 Stainless Steel Part #
1"	L100-DC-SS
1½"	L150-DC-SS
2"	L200-DC-SS



Type DP Dust Plugs

Size	316 Stainless Steel Part #
1"	L100-DP-SS
1½"	L150-DP-SS
2"	L200-DP-SS
3"	L300-DP-SS



EZ Boss-Lock™ Type H Dust Caps

Size	316 Stainless Steel Part #
1"	RLH100EZ
1½"	RLH150EZ
2"	RLH200EZ
3"	RLH300EZ



Accessories

Cam & Groove

Dixon® handle assembly


- use only with Dixon® Vent-Lock™ couplers
- includes handle, ring and pin



Size	316 Stainless Steel Part #
1"	L100-HSCRP-SI
1½" - 2"	L200-HSCRP-SI

EZ Boss-Lock™ handle assembly

- use only with EZ Boss-Lock™ Vent Lock™ couplers
- includes handle, ring and pin



Size	316 Stainless Steel Part #
1"	LRHEZ175
1½" - 2"	LRHEZ152
3"	LRHEZ34

Type A Adapters
adapter x female NPT

Feature:

- Pressure rating is based on the seal of the mating part. See ratings on page 122.

Size	356T6 Aluminum Part #	Aluminum Hard Coat Part #	Brass Part #
1/2"	50-A-AL ²	---	50-A-BR
3/4" x 1/2"	7550-A-AL ²	---	7550-A-BR
3/4"	75-A-AL ²	---	75-A-BR
1"	100-A-AL ²	---	100-A-BR
1 1/4"	125-A-AL	---	125-A-BR
1 1/2"	150-A-AL	150-A-ALH	150-A-BR
2"	200-A-AL	200-A-ALH	200-A-BR
2 1/2"	250-A-AL	---	250-A-BR
3"	300-A-AL	300-A-ALH	300-A-BR
4"	400-A-AL	400-A-ALH	400-A-BR
5"	500-A-AL	---	500-A-BR
6"	600-A-AL	600-A-ALH	600-A-BR
8" DIX	800-A-AL ¹	---	---
8" BL	801-A-AL ¹	---	---



356T6 aluminum



aluminum hardcoat



brass




unplated malleable iron



plated malleable iron



316 stainless steel

¹ Dixon® and Boss-Lock™ cam & groove couplings *do not interchange in the 8" size.* 

² made from 6061-T6 aluminum

Size	Unplated Malleable Iron Part #	Plated Malleable Iron Part #	316 Stainless Steel Part #
1/2"	---	---	50-A-SS
3/4" x 1/2"	---	---	7550-A-SS
3/4"	---	75-A-PM	75-A-SS
1"	---	100-A-PM	100-A-SS
1 1/4"	---	---	125-A-SS
1 1/2"	150-A-MI	150-A-PM	150-A-SS
2"	200-A-MI	200-A-PM	200-A-SS
2 1/2"	---	---	250-A-SS
3"	300-A-MI	300-A-PM	300-A-SS
4"	400-A-MI	400-A-PM	400-A-SS
5"	500-A-MI	---	500-A-SS
6"	---	600-A-PM ¹	600-A-SS

¹ ductile iron

adapter x female NPT with abrasion resistant inserts

Feature:

- used in extreme abrasion transfer applications such as sand transfer in hydraulic fracturing

Description	UHMW Polyethylene Insert Part #
(400-A-AL) aluminum adapter x female NPT with UHMW insert	400-A-ALINSERT
(400-A-BR) brass adapter x female NPT with UHMW insert	400-A-BRINSERT
(400-A-MI) malleable iron adapter x female NPT with UHMW insert	400-A-MIINSERT
(400-A-SS) stainless steel adapter x female NPT with UHMW insert	400-A-SSINSERT

Replacement inserts are available on page 168.



400-A-ALINSERT

Dixon® Type B Couplers

coupler x male NPT



356T6 aluminum



aluminum hard coat



brass



unplated malleable iron



316 stainless steel

Features:

- Couplers are supplied standard with a Buna-N gasket. Other gasket types are available on pages 163 - 166.
- ½" Dixon® coupler has only one cam arm.
- Pull rings are not supplied on ½" - 1" Dixon® couplings.

Size	356T6 Aluminum Part #	Aluminum Hard Coat Part #	Brass Part #
½"	50-B-AL	---	50-B-BR
¾"	75-B-AL	---	75-B-BR
1"	100-B-AL	---	100-B-BR
1¼"	125-B-AL	---	---
1½"	150-B-AL	150-B-ALH	150-B-BR
2"	200-B-AL	200-B-ALH	200-B-BR
2½"	250-B-AL	---	---
3"	300-B-AL	300-B-ALH	300-B-BR
4"	400-B-AL	400-B-ALH	400-B-BR
5"	500-B-AL	---	---
6"	600-B-AL	600-B-ALH	---
8"	800-B-AL ^{1,2}	---	---

¹ Dixon® and Boss-Lock™ cam & groove couplings *do not interchange in the 8" size*. The 8" Dixon® design has 4 cam arms.

² Parts are produced as a welded fabrication.

Size	Unplated Malleable Iron Part #	316 Stainless Steel Part #
½"	---	50-B-SS
¾"	---	75-B-SS
1"	---	100-B-SS
1½"	150-B-MI ¹	150-B-SS
2"	200-B-MI	200-B-SS
2½"	---	250-B-SS
3"	300-B-MI ¹	300-B-SS
4"	400-B-MI	400-B-SS
6"	---	600-B-SS

¹ ductile iron

Boss-Lock™ Type B Couplers
coupler x male NPT

Features:

- Couplers are supplied standard with a Buna-N gasket. Other gasket types are available on pages 163 - 166.
- All Boss-Lock™ couplers are supplied with pull-ring safety clips.

Size	356T6 Aluminum Part #	Brass Part #
¾"	---	BB075
1"	AB100	BB100
1¼"	AB125	BB125
1½"	AB150	BB150
2"	AB200	BB200
2½"	AB250	BB250
3"	AB300	BB300
4"	AB400	BB400
6"	AB600	---



356T6 aluminum



brass



plated malleable iron



316 stainless steel


Cam & Groove

Size	Plated Malleable Iron Part #	316 Stainless Steel Part #
¾" x ½"	---	RB050BL
¾"	---	RB075BL
1"	IB100	RB100BL
1¼"	---	RB125BL
1½"	---	RB150BL
2"	IB200	RB200BL
3"	---	RB300BL
4"	---	RB400BL

EZ Boss-Lock™ Type B Couplers
coupler x male NPT

Feature:

- Couplers are supplied standard with a Buna-N gasket. Other gasket types are available on pages 163 - 166.

Under no circumstances should the EZ Boss-Lock™ cam arms be used on any fitting not specifically designed for their use. See pages 121 - 125 for further specifications. 

Size	356T6 Aluminum Part #	Brass Part #	316 Stainless Steel Part #
¾" x ½"	---	---	RB050EZ
¾"	---	BB075EZ	RB075EZ
1"	AB100EZ	BB100EZ	RB100EZ
1¼"	---	BB125EZ	RB125EZ
1½"	AB150EZ	BB150EZ	RB150EZ
2"	AB200EZ	BB200EZ	RB200EZ
3"	AB300EZ	BB300EZ	RB300EZ
4"	AB400EZ	BB400EZ	RB400EZ
6"	---	---	RB600EZ



356T6 aluminum



brass



316 stainless steel

Dixon® Type C Couplers
coupler x hose shank



356T6 aluminum



aluminum hard coat



brass



unplated ductile iron



316 stainless steel

Features:

- Couplers are supplied standard with a Buna-N gasket. Other gasket types are available on pages 163 - 166.
- ½" Dixon coupler has only one cam arm.
- Pull rings are not supplied on ½" - 1" Dixon® couplings.

Hose ID	356T6 Aluminum Part #	Aluminum Hard Coat Part #	Brass Part #
½"	50-C-AL	---	50-C-BR
¾"	75-C-AL	---	75-C-BR
1"	100-C-AL	---	100-C-BR
1¼"	125-C-AL	---	125-C-BR
1½"	150-C-AL	150-C-ALH	150-C-BR
2"	200-C-AL	200-C-ALH	200-C-BR
2½"	250-C-AL	---	250-C-BR
3"	300-C-AL	300-C-ALH	300-C-BR
4"	400-C-AL	400-C-ALH	400-C-BR
5"	500-C-AL	---	---
6"	600-C-AL	600-C-ALH	600-C-BR
8"	800-C-AL ¹	---	---

Hose ID	Unplated Ductile Iron Part #	316 Stainless Steel Part #
½"	---	50-C-SS
¾"	---	75-C-SS
1"	---	100-C-SS
1¼"	---	125-C-SS
1½"	150-C-MI	150-C-SS
2"	200-C-MI ²	200-C-SS
2½"	---	250-C-SS
3"	300-C-MI ^{2,3}	300-C-SS
4"	400-C-MI ^{2,3}	400-C-SS
5"	---	500-C-SS
6"	600-C-MI ^{2,3}	600-C-SS

¹ Dixon® and Boss-Lock™ cam & groove couplings *do not interchange in the 8" size.* The 8" Dixon® design has 4 cam arms.

² Suitable for use with King Crimp™ sleeves and ferrules, see pages 111 - 114

³ ductile iron

Only use the crimp style shanks with the crimp style sleeves and ferrules.

Due to differences in dimensions and tolerances for safety reasons, do not interchange other manufacturer's products with Dixon® products.



400-C-MIINSERT

coupler x hose shank with abrasion resistant inserts

Feature:


- used in extreme abrasion transfer applications such as sand transfer in hydraulic fracturing

Description	UHMW Polyethylene Part #
(400-C-AL) aluminum coupler x hose shank with UHMW insert	400-C-ALINSERT
(400-A-MI) malleable iron coupler x hose shank with UHMW insert	400-C-MIINSERT

Replacement inserts are available on page 168.

Dixon® Type C Couplers with Notched NOS Shank
coupler x NOS shank

Features:

- system allows you to better manage your inventories, you can stock one stem and two ferrules, and cover the same hose range with less inventory, *you must purchase a fitting and the matching ferrule to create an assembly*
- for hose outside diameters of 2-4/64" and below, *the couplings are crimp only* 
- for hose outside diameters of 2-5/64" and above, the couplings can be crimped or swaged
- for use with notched ferrules on page 139
- see page 195 for male NPT notched NOS fittings

Size	316 Stainless Steel Part #
1½"	150CNOSSS ¹
2"	200CNOSSS
3"	300CNOSSS

¹ part will be discontinued as stock is depleted

Only use the NOS shank with the NOS ferrules.

Due to differences in dimensions and tolerances for safety reasons, do not use other manufacturer's stems or ferrules with Dixon® products. 



Cam & Groove

Boss-Lock™ Type C Couplers
coupler x hose shank

Features:

- Couplers are supplied standard with a Buna-N gasket. Other gasket types are available on pages 163 - 166
- All Boss-Lock™ couplers are supplied with pull-ring safety clips.

Size	356T6 Aluminum	Brass
	Part #	Part #
¾"	AC075	BC075
1"	AC100	BC100
1¼"	AC125	BC125
1½"	AC150	BC150
2"	AC200	BC200
2½"	AC250	BC250
3"	AC300	BC300
4"	AC400	BC400
6"	AC600	BC600
8"	AC800 ¹	---



356T6 aluminum



brass


Size	Plated Malleable Iron	316 Stainless Steel
	Part #	Part #
¾" x ½"	---	RC050BL
¾"	IC075	RC075BL
1"	IC100	RC100BL
1¼"	---	RC125BL
1½"	IC150	RC150BLNO
2"	IC200	RC200BLNO
3"	IC300	RC300BL
4"	IC400 ²	RC400BLNO
6"	IC600 ²	---



plated malleable iron



316 stainless steel

¹ Dixon® and Boss-Lock™ cam & groove couplings *do not interchange in the 8" size.* 

² ductile iron

EZ Boss-Lock™ Type C Couplers with Collared Hose Shank

coupler x collared hose shank



Features:

- design provides greater resistance to end pull than conventional band clamps and are designed for use with Strap-Grip Saddles
 - saddles are sold in pairs and designed for use with 3/4" or 5/8" wide band clamps
 - bands must be purchased separately
- band clamps should first be applied to the OD to seal the hose, then Strap-Grip saddles should be banded over the initial clamp to anchor the fitting in the hose

Size	316 Stainless Steel Part #
1"	RC100CEZ
1½"	RC150CEZ
2"	RC200CEZ

Boss-Lock™ Type C Couplers with Notched Shank

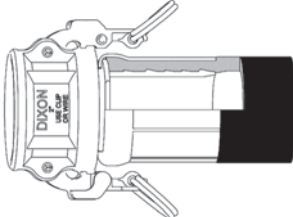
coupler x hose shank



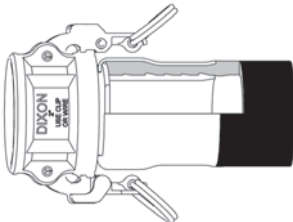
Features:

- coupling can be removed from a damaged hose by cutting away the ferrule, without necessarily damaging the fitting, *after inspection of the fitting to determine its suitability for reuse*, it can be reinstalled into another hose by using a *new ferrule*
- system allows you to better manage your inventories, you can stock one coupling and two ferrules, and cover the same hose range with less inventory, *you must purchase a fitting and the matching ferrule to create an assembly*
- for use with notched ferrules on page 140

Dixon® stems and ferrules are specifically designed to be used together as a coupling system. Due to differences in dimensions and tolerances for safety reasons, do not use other manufacturer's stems or ferrules with Dixon® products.



crimped assembly



swaged assembly

Size	316 Stainless Steel Part #
1½"	RC150BLNO
2"	RC200BLNO
3"	RC300BLNO
4"	RC400BLNO

Contact Dixon® for swage and crimp recommendations.

EZ Boss-Lock™ Type C Couplers

coupler x hose shank

Feature:

- Couplers are supplied standard with a Buna-N gasket. Other gasket types are available on pages 163 - 166

Size	356T6 Aluminum Part #	Brass Part #	316 Stainless Steel Part #
3/4" x 1/2"	---	---	RC050EZ
3/4"	AC075EZ	BC075EZ	RC075EZ
1"	AC100EZ	BC100EZ	RC100EZCR
1 1/4"	---	BC125EZ	RC125EZCR
1 1/2"	AC150EZ	BC150EZ	RC150EZNO
2"	AC200EZ	BC200EZ	RC200EZNO
2 1/2"	AC250EZ	---	---
3"	AC300EZ	BC300EZ	RC300EZCR
4"	AC400EZ	BC400EZ	RC400EZCR
6"	AC600EZ	---	RC600EZCR
8"	AC800EZ ¹	---	---

¹ Dixon® and Boss-Lock™ cam & groove couplings *do not interchange in the 8" size. Under no circumstances should the EZ Boss-Lock™ cam arms be used on any fitting not specifically designed for their use.*
See pages 120 - 123 for further specifications.



356T6 aluminum



brass



316 stainless steel

Cam & Groove



EZ Boss-Lock™ Type C Couplers with Phono Finish Shank

Applications:

- The shank design on these fittings was developed specifically for chemical transport hoses having Crosslinked Polyethylene (XLPE) or Ultra High Molecular Weight Polyethylene (UHMW) tubes, where shank retention can be a problem when using conventional band clamps.

Features:

- in testing tank transport hoses from a wide variety of manufacturers, the Boss-Lock™ PF fitting showed significant improvement in hose coupling retention over the conventional cam & groove shank design
- for best results we recommend the use of 3/4" wide band clamps found on page 272
- other sizes available, consult Dixon® for pricing and availability



Size	316 Stainless Steel Part #	Optional Qty
2"	RC200EZPF	10
3"	RC300EZPF	5

EZ Boss-Lock™ Type C Couplers with Swaged Ferrule

**Application:**

- Developed specifically for chemical transport hoses having Crosslinked Polyethylene (XLPE) or Ultra High Molecular Weight Polyethylene (UHMW) tubes. Swaged Boss-Lock™ provides you with a permanently attached cam and groove fitting when superior coupling retention is required.

Features:

- in testing tank transport hoses from a wide variety of manufacturers, the swaged Boss-Lock™ fitting proved itself to be the clear winner in overall performance
- available on special order, other sizes or hose OD's, consult Dixon® for pricing and availability
- special equipment required for installation*, consult Dixon® for pricing and availability or refer to page 84 for more information

Size	Hose OD		316 Stainless Steel Part #
	from	to	
¾"	1-6/64"	1-22/64"	RC075EZ-70
1"	1-29/64"	1-35/64"	RC100EZ-20
1"	1-36/64"	1-44/64"	RC100EZ-70

EZ Boss-Lock™ Type C Couplers with Notched Hose Shank
coupler x hose shank**Features:**

- coupling can be removed from a damaged hose by cutting away the ferrule, without necessarily damaging the fitting, *after inspection of the fitting to determine its suitability for reuse*, it can be reinstalled into another hose by using a *new ferrule*
- system allows you to better manage your inventories, you can stock one coupling and two ferrules, and cover the same hose range with less inventory, *you must purchase a fitting and the matching ferrule to create an assembly*
- for use with notched ferrules on page 139



Size	316 Stainless Steel Part #
1½"	RC150EZNO
2"	RC200EZNO
3"	RC300EZNO
4"	RC400EZNO

Dixon® stems and ferrules are specifically designed to be used together as a coupling system. Due to differences in dimensions and tolerances for safety reasons, do not use other manufacturer's stems or ferrules with Dixon® products.



Dixon® Type D Couplers
coupler x female NPT

Features:

- Couplers are supplied standard with a Buna-N gasket. Other gasket types are available on pages 163 - 166.
- ½" Dixon® coupler has only one cam arm.
- Pull rings are not supplied on ½" - 1" Dixon® couplings.

Size	356T6 Aluminum Part #	Aluminum Hard Coat Part #	Brass Part #
½"	50-D-AL	---	50-D-BR
¾"	75-D-AL	---	75-D-BR
1"	100-D-AL	---	100-D-BR
1¼"	125-D-AL	---	125-D-BR
1½"	150-D-AL	150-D-ALH	150-D-BR
2"	200-D-AL	200-D-ALH	200-D-BR
2½"	250-D-AL	---	250-D-BR
3"	300-D-AL	300-D-ALH	300-D-BR
4"	400-D-AL	400-D-ALH	400-D-BR
5"	500-D-AL	---	500-D-BR
6"	600-D-AL	600-D-ALH	600-D-BR
8"	800-D-AL ^{1,2}	---	---
8"	801-D-AL	---	---

¹ Dixon® and Boss-Lock™ cam & groove couplings *do not interchange in the 8" size.*

² The 8" Dixon® design has 4 cam arms.



356T6 aluminum



aluminum hard coat



brass



unplated malleable iron



316 stainless steel

Size	Unplated Malleable Iron Part #	316 Stainless Steel Part #
½"	---	50-D-SS
¾"	---	75-D-SS
1"	---	100-D-SS
1¼"	---	125-D-SS
1½"	150-D-MI	150-D-SS
2"	200-D-MI	200-D-SS
2½"	---	250-D-SS
3"	300-D-MI	300-D-SS
4"	400-D-MI ¹	400-D-SS
5"	500-D-MI	500-D-SS
6"	---	600-D-SS

¹ ductile iron

Boss-Lock™ Type D Couplers coupler x female NPT

Cam & Groove



356T6 aluminum



brass



plated malleable iron



316 stainless steel

Features:

- Couplers are supplied standard with a Buna-N gasket. Other gasket types are available on pages 167 -170.
- All Boss-Lock™ couplers are supplied with pull-ring safety clips.

Size	356T6 Aluminum	Brass
	Part #	Part #
3/4" x 1/2"	AD050	BD050
3/4"	AD075	BD075
1"	AD100	BD100
1 1/4"	AD125	BD125
1 1/2"	AD150	BD150
2"	AD200	BD200
2 1/2"	AD250	BD250
3"	AD300	BD300
4"	AD400	BD400
5"	AD500	---
6"	AD600	BD600
8"	AD800 ¹	---

Size	Plated Malleable Iron	316 Stainless Steel
	Part #	Part #
3/4" x 1/2"	---	RD050BL
3/4"	ID075	RD075BL
1"	ID100	RD100BL
1 1/4"	---	RD125BL
1 1/2"	ID150	RD150BL
2"	ID200	RD200BL
3"	ID300	RD300BL
4"	ID400	RD400BL
6"	ID600 ²	---

- ¹ Dixon® and Boss-Lock™ cam & groove couplings *do not interchange in the 8" size.*
- ² ductile iron



EZ Boss-Lock™ Type D Couplers
coupler x female NPT

Feature:

- Couplers are supplied standard with a Buna-N gasket. Other gasket types are available on pages 163 - 166.

Under no circumstances should the EZ Boss-Lock™ cam arms be used on any fitting not specifically designed for their use. See page 120 for further specifications



356T6 aluminum



brass



316 stainless steel



heavy duty 316 stainless steel

Size	356T6 Aluminum Part #	Brass Part #
3/4" x 1/2"	---	---
3/4"	AD075EZ	BD075EZ
1"	AD100EZ	BD100EZ
1 1/4"	---	BD125EZ
1 1/2"	AD150EZ	BD150EZ
2"	AD200EZ	BD200EZ
2 1/2"	AD250EZ	BD250EZ
3"	AD300EZ	BD300EZ
4"	AD400EZ	BD400EZ
5"	AD500EZ	---
6"	AD600EZ	---
8"	AD800EZ ¹	---

Size	316 Stainless Steel Part #	Heavy Duty 316 Stainless Steel Part #
3/4" x 1/2"	RD050EZ	---
3/4"	RD075EZ	---
1"	RD100EZ	---
1 1/4"	RD125EZ	---
1 1/2"	RD150EZ	---
2"	RD200EZ	---
2 1/2"	RD250EZ	---
3"	RD300EZ	RD300EZHD ²
4"	RD400EZ	RD400EZHD ³
5"	---	---
6"	RD600EZ	---

¹ Dixon® and Boss-Lock™ cam & groove couplings *do not interchange in the 8" size.*

² pressure rating of **400 PSI**

³ pressure rating of **300 PSI**



Type E Adapters
adapter x hose shank


Cam & Groove



356T6 aluminum



aluminum hard coat



brass



unplated malleable iron



plated malleable iron



316 stainless steel

Feature:

- Pressure rating is based on the seal of the mating part. See ratings on page 122.

Size	356T6 Aluminum Part #	Aluminum Hard Coat Part #	Brass Part #
1/2"	50-E-AL	---	50-E-BR
3/4" x 1/2"	7550-E-AL	---	---
3/4"	75-E-AL	---	75-E-BR
1"	100-E-AL	---	100-E-BR
1 1/4"	125-E-AL	---	125-E-BR
1 1/2"	150-E-AL	150-E-ALH	150-E-BR
2"	200-E-AL	200-E-ALH	200-E-BR
2 1/2"	250-E-AL	---	250-E-BR
3"	300-E-AL	300-E-ALH	300-E-BR
4"	400-E-AL	400-E-ALH	400-E-BR
5"	500-E-AL	---	---
6"	600-E-AL	600-E-ALH	600-E-BR
8" DIX	800-E-AL ¹	---	---
8" BL	801-E-AL ¹	---	---

¹ Dixon® and Boss-Lock™ cam & groove couplings *do not interchange in the 8" size.*



Size	Unplated Malleable Iron Part #	Plated Malleable Iron Part #	316 Stainless Steel Part #
1/2"	---	---	50-E-SS
3/4" x 1/2"	---	---	7550-E-SS
3/4"	---	75-E-PM	75-E-SS
1"	---	100-E-PM	100-E-SS
1 1/4"	---	125-E-PM	125-E-SS
1 1/2"	150-E-MI	150-E-PM	150-E-SS
2"	200-E-MI ²	200-E-PM	200-E-SS
2 1/2"	---	---	250-E-SS
3"	300-E-MI ^{1,2}	300-E-PM ^{1,2}	300-E-SS
4"	400-E-MI ^{1,2}	400-E-PM ^{1,2}	400-E-SS
5"	---	---	500-E-SS
6"	600-E-MI ^{1,2}	600-E-PM ^{1,2}	600-E-SS

¹ suitable for King Crimp™ sleeves and ferrules, see pages 110 - 113

² ductile iron

Type E Adapter with Phono Finish Shank

Applications:

- Shank design developed specifically for chemical transport hoses having Crosslinked Polyethylene (XLPE) or Ultra High Molecular Weight Polyethylene (UHMW) tubes, where shank retention can be a problem when using conventional band clamps.

Features:

- When testing tank transport hoses from a wide variety of manufacturers, the Boss-Lock™ PF fitting showed significant improvement in hose coupling retention over the conventional cam and groove shank design.
- for best results Dixon® recommends the use of 3/4" wide band clamps found on page 272
- other sizes available, consult Dixon® for pricing and availability



Size	316 Stainless Steel Part #	Optional Qty
2"	RE200PF	10

Type E Adapters with Swaged Ferrule

Application:

- Developed specifically for chemical transport hoses having Crosslinked Polyethylene (XLPE) or Ultra High Molecular Weight Polyethylene (UHMW) tubes.

Features:

- provides a permanently attached cam and groove fitting when superior coupling retention is required
- testing tank transport hoses from a wide variety of manufacturers proved the swaged Boss-Lock™ fitting to be the leader in overall performance
- other sizes or hose OD's (available on special order), consult Dixon® for pricing and availability
- special equipment required for installation*, consult Dixon® for pricing and availability or refer to page 84 for more information



Size	Hose OD		316 Stainless Steel Part #
	from	to	
¾"	1-6/64"	1-22/64"	RE075-1370
1"	1-29/64"	1-35/64"	RE100-1620
1"	1-36/64"	1-44/64"	RE100-1770

Type E Adapters with Notched Shank adapter x hose shank

Features:

- can be removed from a damaged hose by cutting away the ferrule without necessarily damaging the fitting, *after inspection of the fitting to determine its suitability for reuse*, it can be reinstalled into another hose by using a *new ferrule*
- system allows you to better manage your inventory, stock one coupling and two ferrules and cover the same hose range with less inventory, *you must purchase a fitting and the matching ferrule to create an assembly*
- for use with notched ferrules below

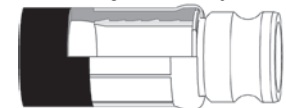
Dixon® stems and ferrules are specifically designed to be used together as a coupling system. Due to differences in dimensions and tolerances for safety reasons, do not use other manufacturer's stems or ferrules with Dixon® products.



Size	316 Stainless Steel Part #
1½"	RE150NO
2"	RE200NO
3"	RE300NO
4"	RE400NO



swaged assembly



crimped assembly

Notched Ferrules

- reference notched shanks and adapters above
- Dixon® stems and ferrules are specifically designed to be used together as a coupling system. Due to differences in dimensions and tolerances for safety reasons, do not use other manufacturer's stems or ferrules with Holedall™ products.



Size	Hose OD		304 Stainless Steel Part #
	From	To	
1½"	1-60/64"	2-12/64"	GAS2334NO
1½"	2-4/64"	2-22/64"	GAS2370NO
2"	2-30/64"	2-44/64"	GAS2709NO
2"	2-42/64"	2-54/64"	GAS2885NO
2½"	2-54/64"	3"	GAS3012NO
2½"	3-1/64"	3-13/64"	GAS3260NO
3"	3-30/64"	3-46/64"	GAS3760NO
3"	3-47/64"	3-54/64"	GAS3885NO
4"	4-40/64"	4-47/64"	GAS5010NO




Type E Adapters with Notched NOS shank adapter x shank

Cam & Groove



Features:

- system allows you to better manage your inventories, you can stock one stem and two ferrules, and cover the same hose range with less inventory, *you must purchase a fitting and the matching ferrule to create an assembly*
- for hose outside diameters of 2-4/64" and below, *the couplings are crimp only* 
- for hose outside diameters of 2-5/64" and above, the couplings can be crimped or swaged
- for use with notched ferrules on page 139
- see page 195 for male NPT notched NOS fittings

Size	316 Stainless Steel Part #
1½"	150ENOSSS¹
2"	200ENOSSS
3"	300ENOSSS

¹ part will be discontinued as stock is depleted

Only use the NOS shank with the NOS ferrules.

Due to differences in dimensions and tolerances for safety reasons, do not use other manufacturer's stems or ferrules with Dixon® products. 

Notched NOS Ferrules

- reference notched shanks on page 195 and adapters above



Size	Hose OD		304 Stainless Steel Part #
	From	To	
1½"	1-60/64"	2-12/64"	GAS2334NOS
1½"	2-4/64"	2-22/64"	GAS2370NOS
2"	2-30/64"	2-44/64"	GAS2709NOS
2"	2-42/64"	2-54/64"	GAS2885NOS
3"	3-30/64"	3-46/64"	GAS3760NOS
3"	3-47/64"	3-54/64"	GAS3885NOS
4"	4-40/64"	4-47/64"	GAS5010NOS

Type F Adapters x NPT
adapter x male NPT

• Pressure rating is based on the seal of the mating part. See ratings on page 122.



Size	356T6 Aluminum Part #	Aluminum Hard Coat Part #	Brass Part #
1/2"	50-F-AL	---	50-F-BR
3/4" x 1/2"	7550-F-AL	---	7550-F-BR
3/4"	75-F-AL	---	75-F-BR
1"	100-F-AL	---	100-F-BR
1 1/4"	125-F-AL	---	125-F-BR
1 1/2"	150-F-AL	150-F-ALH	150-F-BR
2"	200-F-AL	200-F-ALH	200-F-BR
2 1/2"	250-F-AL	---	250-F-BR
3"	300-F-AL	300-F-ALH	300-F-BR
4"	400-F-AL	400-F-ALH	400-F-BR
5"	500-F-AL	---	---
6"	600-F-AL	600-F-ALH	600-F-BR
8" DIX	800-F-AL ¹	---	---
8" BL	801-F-AL ¹	---	---



356T6 aluminum



aluminum hard coat



brass



unplated malleable iron



plated malleable iron



316 stainless

¹ Dixon® and Boss-Lock™ cam & groove couplings do not interchange in the 8" size.



Size	Unplated Malleable Iron Part #	Plated Malleable Iron Part #	316 Stainless Steel Part #
1/2"	---	---	50-F-SS
3/4" x 1/2"	---	---	7550-F-SS
3/4"	---	75-F-PM	75-F-SS
1"	---	100-F-PM	100-F-SS
1 1/4"	---	---	125-F-SS
1 1/2"	150-F-MI	150-F-PM	150-F-SS
2"	200-F-MI	200-F-PM	200-F-SS
2 1/2"	---	---	250-F-SS
3"	300-F-MI	300-F-PM	300-F-SS
4"	400-F-MI	400-F-PM	400-F-SS
6"	---	600-F-PM	600-F-SS



Dixon® Type DC Dust Caps

Cam & Groove



356T6 aluminum



aluminum hard coat



brass



unplated malleable iron



316 stainless steel

Features:

- Buna-N gasket supplied standard, other gaskets available on pages 163 - 166.
- ½" Dixon® has only one cam arm.
- Pull rings are not supplied on ½" - 1" Dixon® couplings.

Size	356T6 Aluminum Part #	Aluminum Hard Coat Part #	Brass Part #
½"	50-DC-AL	---	50-DC-BR
¾"	75-DC-AL	---	75-DC-BR
1"	100-DC-AL	---	100-DC-BR
1½"	150-DC-AL	150-DC-ALH	150-DC-BR
2"	200-DC-AL	200-DC-ALH	200-DC-BR
2½"	250-DC-AL	---	---
3"	300-DC-AL	300-DC-ALH	300-DC-BR
4"	400-DC-AL	400-DC-ALH	400-DC-BR
5"	500-DC-AL	---	500-DC-BR
6"	600-DC-AL	600-DC-ALH	---
8"	800-DC-AL ^{1,2}	---	---

¹ Dixon® and Boss-Lock™ cam & groove couplings *do not interchange in the 8" size.*

² The 8" Dixon® dust cap has 2 cam arms.



Size	Unplated Malleable Iron Part #	316 Stainless Steel Part #
½"	---	50-DC-SS ¹
¾"	---	75-DC-SS
1"	---	100-DC-SS
1½"	---	150-DC-SS
2"	200-DC-MI	200-DC-SS
2½"	---	250-DC-SS
3"	300-DC-MI	300-DC-SS
4"	400-DC-MI	400-DC-SS
5"	---	500-DC-SS
6"	---	600-DC-SS

Dixon® Lockable Dust Caps

Features:

- Buna-N gasket standard, other gaskets available on pages 163 - 166.
- Dust caps and dust plugs are not to be used in pressure applications for safety and environmental reasons.



Size	356T6 Aluminum Part #	Brass Part #
1½"	150DC-LAL	150DC-LBR
2"	200DC-LAL	200DC-LBR
3"	300DC-LAL	300DC-LBR
4"	400DC-LAL	---
6"	600DC-LAL	---



Cam & Groove

Feature:

- angled, ergonomic thumb release

Size	316 Stainless Steel Part #
1½"	150DC-LSS
2"	200DC-LSS
3"	300DC-LSS
4"	400DC-LSS



Boss-Lock™ Type H Dust Caps

Features:

- Buna-N gasket standard, other gaskets available on pages 163 - 166.
- supplied with pull-ring safety clips
- Dust caps and dust plugs are not to be used in pressure applications for safety and environmental reasons.



Size	356T6 Aluminum Part #	Brass Part #
1"	AH100	BH100
1¼"	AH125	BH125
1½"	AH150	BH150
2"	AH200	BH200
2½"	AH250	BH250
3"	AH300	BH300
4"	AH400	BH400
6"	AH600	BH600
8"	AH800 ¹	---



356T6 aluminum



brass



plated malleable iron



316 stainless steel

Size	Plated Malleable Iron Part #	316 Stainless Steel Part #
¾"	---	RH075BL
1"	---	RH100BL
1¼"	---	RH125BL
1½"	IH150	RH150BL
2"	IH200	RH200BL
3"	IH300	RH300BL
4"	IH400	RH400BL
6"	IH600	---

¹ Dixon® and Boss-Lock™ cam & groove couplings do not interchange in the 8" size.



EZ Boss-Lock™ Type H Dust Caps

Cam & Groove



356T6 aluminum




brass




316 stainless steel

Features:

- Buna-N gasket standard, other gaskets available on pages 163 - 166.
- Dust caps and dust plugs are not to be used in pressure applications for safety and environmental reasons. 

Size	356T6 Aluminum Part #	Brass Part #	316 Stainless Steel Part #
3/4"	---	---	RH075EZ
1"	AH100EZ	BH100EZ	RH100EZ
1 1/4"	---	---	RH125EZ
1 1/2"	AH150EZ	BH150EZ	RH150EZ
2"	AH200EZ	BH200EZ	RH200EZ
2 1/2"	AH250EZ	---	---
3"	AH300EZ	BH300EZ	RH300EZ
4"	AH400EZ	---	RH400EZ
6"	AH600EZ	---	RH600EZ

- Under no circumstances should the EZ Boss-Lock™ cam arms be used on any fitting not specifically designed for their use. See pages 120 and 162 for further specifications. 

Type DP Dust Plugs

- Dust caps and dust plugs are not to be used in pressure applications for safety and environmental reasons.



Size	356T6 Aluminum Part #	Aluminum Hard Coat Part #	Brass Part #
1/2"	---	---	50-DP-BR
3/4"	75-DP-AL	---	75-DP-BR
1"	100-DP-AL	---	100-DP-BR
1 1/4"	125-DP-AL	---	125-DP-BR
1 1/2"	150-DP-AL	150-DP-ALH	150-DP-BR
2"	200-DP-AL	200-DP-ALH	200-DP-BR
2 1/2"	250-DP-AL	---	---
3"	300-DP-AL	300-DP-ALH	300-DP-BR
4"	400-DP-AL	400-DP-ALH	400-DP-BR
5"	500-DP-AL	---	---
6"	600-DP-AL	600-DP-ALH	600-DP-BR
8" DIX	800-DP-AL ¹	---	---
8" BL	801-DP-AL ¹	---	---



356T6 aluminum



aluminum hard coat



brass

¹ Dixon® and Boss-Lock™ cam & groove couplings do not interchange in the 8" size.



Size	Unplated Malleable Iron Part #	Plated Malleable Iron Part #	316 Stainless Steel Part #
1/2"	---	---	50-DP-SS ¹
3/4"	---	---	75-DP-SS
1"	---	---	100-DP-SS
1 1/4"	---	125-DP-PM	125-DP-SS
1 1/2"	150-DP-MI	150-DP-PM	150-DP-SS
2"	200-DP-MI	200-DP-PM	200-DP-SS
2 1/2"	---	250-DP-PM	250-DP-SS
3"	300-DP-MI	300-DP-PM	300-DP-SS
4"	400-DP-MI	400-DP-PM	400-DP-SS
6"	---	---	600-DP-SS



unplated malleable iron



plated malleable iron



316 stainless steel



Type A Adapters adapter x female NPT

Size	Hastelloy® CW12MW Part #
1"	100-A-HA
1½"	150-A-HA
2"	200-A-HA
3"	300-A-HA

- Pressure rating is based on the seal material of the mating part. See rating on page 122

Type E Adapters adapter x shank



Size	Hastelloy® CW12MW Part #
1"	100-E-HA ¹
1½"	150-E-HA
2"	200-E-HA ¹
3"	300-E-HA

- Pressure rating is based on the seal material of the mating part. See rating on page 122
- ¹ have King Crimp™ shank

Type F Adapters adapter x male NPT



Size	Hastelloy® CW12MW Part #
1"	100-F-HA
1½"	150-F-HA
2"	200-F-HA
3"	300-F-HA

- Pressure rating is based on the seal material of the mating part. See rating on page 122

EZ Boss-Lock™ Type B Couplers
coupler x male NPT

Materials:

- cam arms: 316 stainless steel
- pins: 302 stainless steel
- rings: yellow zinc plated 12 gauge steel wire

Feature:

- couplers supplied with FKM-A gaskets

Size	Hastelloy® CW12MW Part #
1"	HAB100EZ
1½"	HAB150EZ
2"	HAB200EZ
3"	HAB300EZ



Cam & Groove

EZ Boss-Lock™ Type C Couplers
coupler x hose shank

Materials:

- cam arms: 316 stainless steel
- pins: 302 stainless steel
- rings: yellow zinc plated 12 gauge steel wire

Feature:

- couplers supplied with FKM-A gaskets

Size	Hastelloy® CW12MW Part #
1"	HAC100EZ¹
1½"	HAC150EZ
2"	HAC200EZ¹
3"	HAC300EZ



¹ King Crimp™ shank

EZ Boss-Lock™ Type D Couplers
coupler x female NPT

Materials:

- cam arms: 316 stainless steel
- pins: 302 stainless steel
- rings: yellow zinc plated 12 gauge steel wire

Feature:

- couplers supplied with FKM-A gaskets

Size	Hastelloy® CW12MW Part #
1"	HAD100EZ
1½"	HAD150EZ
2"	HAD200EZ
3"	HAD300EZ



Type DA Couplings with Port
coupler x adapter

Cam & Groove



Feature:

- Buna-N gasket standard, other gaskets available on pages 163 - 166.

Size	Port	316 Stainless Steel Part #
3" x 3"	1/4"	300DAT25SS
3" x 3"	3/8"	300DAT38SS
3" x 3"	1/2"	300DAT50SS
3" x 3"	3/4"	300DAT75SS

Type DA Jump Size Couplings
coupler x adapter

Feature:

- Buna-N gasket standard, other gaskets available on pages 163 - 166.

Size	356T6 Aluminum Part #	316 Stainless Steel Part #
1" x 1 1/2"	1015-DA-AL ¹	1015-DA-SS ¹
1 1/2" x 1"	1510DAAL	1510-DA-SS ¹
1 1/2" x 2"	1520-DA-AL	1520-DA-SS
2" x 1"	2010-DA-AL ¹	2010-DA-SS
2" x 1 1/2"	2015-DA-AL	2015-DA-SS
2" x 2 1/2"	2025-DA-AL ¹	2025-DA-SS ¹
2" x 3"	2030-DA-AL	2030-DA-SS
2" x 4"	2040-DA-AL	2040-DA-SS ¹
2 1/2" x 2"	---	2520-DA-SS ¹
2 1/2" x 3"	---	2530-DA-SS ¹
3" x 1 1/2"	3015-DA-AL	3015-DA-SS ¹
3" x 2"	3020-DA-AL	3020-DA-SS
3" x 2 1/2"	3025-DA-AL ¹	3025-DA-SS ¹
3" x 4"	3040-DA-AL	3040-DA-SS
3" x 6"	3060-DA-AL ¹	3060-DA-SS ¹
4" x 2"	4020-DA-AL	4020-DA-SS ¹
4" x 2 1/2"	4025-DA-AL	4025-DA-SS ¹
4" x 3"	4030-DA-AL	4030-DA-SS
4" x 5"	4050-DA-AL	---
4" x 6"	4060-DA-AL	4060-DA-SS ¹
5" x 3"	5030-DA-AL ¹	5030-DA-SS ¹
5" x 4"	5040-DA-AL	5040-DA-SS ¹
5" x 6"	5060-DA-AL ¹	5060-DA-SS ¹
6" x 3"	6030-DA-AL	6030-DA-SS ¹
6" x 4"	6040-DA-AL	6040-DA-SS
6" x 5"	6050-DA-AL	6050-DA-SS ¹
8" x 6"	8060-DA-AL ^{1,2}	---

¹ parts are produced as a welded fabrication

² The 8" coupler only interchanges with Dixon® adapters.



4030-DA-SS



4060-DA-AL



2015-DA-AL



5060-DA-AL

Size	Brass Part #	Unplated Malleable Iron Part #
3" x 2"	3020-DA-BR	3020-DA-MI
3" x 4"	3040-DA-BR	---
4" x 3"	4030-DA-BR	4030-DA-MI
6" x 4"	6040-DA-BR	6040-DA-MI

Note: In reducing cam & groove couplings, the coupler is the first size in the part number; (i.e., a 4030-DA-AL is a 4" coupler to a 3" adapter).

**Boss-Lock™ Type DA Jump Size
coupler x adapter**

Features:

- Buna-N gasket standard, other gaskets available on pages 163 - 166.
- All Boss-Lock™ couplers are supplied with pull-ring safety clips.

Size	356T6 Aluminum Part #	316 Stainless Steel Part #
2" x 3"	ADA2030 ¹	RDA2030BL ¹
2½" x 2"	ADA2520 ¹	---
2½" x 3"	ADA2530 ¹	---
3" x 2"	ADA3020	RDA3020BL
3" x 4"	ADA3040 ¹	RDA3040BL ¹
4" x 2"	ADA4020 ¹	RDA4020BL ¹
4" x 3"	ADA4030	RDA4030BL
6" x 4"	ADA6040 ¹	---
8" x 6"	ADA8060 ^{1,2}	---

¹ parts are produced as a welded fabrication

² The 8" coupler only interchanges with 8" Boss-Lock™ couplings.



Cam & Groove

Note: In reducing cam & groove couplings, the coupler is the first size in the part number; (i.e., a ADA4030 is a 4" coupler to a 3" adapter).

**EZ Boss-Lock™ Type DA Jump Size
coupler x adapter**


Feature:

- Buna-N gasket standard, other gaskets available on pages 163 - 166.

Size	356T6 Aluminum Part #	316 Stainless Steel Part #
2" x 3"	ADA2030EZ ¹	RDA2030EZ ¹
3" x 2"	ADA3020EZ	RDA3020EZ
3" x 4"	ADA3040EZ ¹	RDA3040EZ ¹
4" x 2"	ADA4020EZ ¹	RDA4020EZ ¹
4" x 3"	ADA4030EZ	RDA4030EZ
6" x 4"	ADA6040EZ ¹	RDA6040EZ

¹ parts are produced as a welded fabrication

Note: In reducing cam & groove couplings, the coupler is the first size in the part number; (i.e., a ADA4030EZ is a 4" coupler to a 3" adapter).



**Dixon® Type DA Jump Size with Port
coupler x adapter**

Feature:

- Buna-N gasket standard, other gaskets available on pages 163 - 166.

Size	Port	316 Stainless Steel Part #
3" x 2"	¼"	3020DAT25SS
3" x 2"	⅜"	3020DAT38SS
3" x 2"	½"	3020DAT50SS
3" x 2"	¾"	3020DAT75SS

Note: In reducing cam & groove couplings, the coupler is the first size in the part number; (i.e., a ADA4030EZ is a 4" coupler to a 3" adapter).



port on lug

Type DA Spool Adapters
adapter x adapter

Feature:

- pressure rating is based on the seal of the mating part, see ratings on page 122

Cam & Groove



increaser / reducer



same size

Size	356T6 Aluminum Part #	316 Stainless Steel Part #	Unplated Malleable Iron Part #
1"	---	100-AA-SS	---
1 1/4"	---	125-AA-SS ¹	---
1 1/2"	150-AA-AL	150-AA-SS	---
1 1/2" x 2"	1520-AA-AL	1520-AA-SS	---
2"	200-AA-AL	200-AA-SS	---
2" x 3"	2030-AA-AL	2030-AA-SS	---
2" x 4"	2040-AA-AL	2040-AA-SS ¹	---
2 1/2" x 3"	2530-AA-AL ¹	2530-AA-SS ¹	---
2 1/2" x 4"	2540-AA-AL ¹	---	---
3"	300-AA-AL	300-AA-SS	---
3" x 4"	3040-AA-AL	3040-AA-SS ¹	---
4"	400-AA-AL	400-AA-SS	NEW 400-AA-MI
4" x 5"	4050-AA-AL	---	---
4" x 6"	4060-AA-AL	4060-AA-SS ¹	---
5"	500-AA-AL ¹	500-AA-SS ¹	---
5" x 6"	5060-AA-AL ¹	---	---
6"	600-AA-AL	600-AA-SS ¹	---

¹ parts are produced as a welded fabrication

Size	Brass Part #
2"	200-AA-BR
3"	300-AA-BR

Type DD Dixon® Couplers
coupler x coupler

Feature:

- Buna-N gasket standard, other gaskets available on pages 163 - 166



reducer / increaser



same size

Size	356T6 Aluminum Part #	316 Stainless Steel Part #
1 1/2"	---	150-DD-SS ¹
2"	200-DD-AL	200-DD-SS
2" x 3"	2030-DD-AL	2030-DD-SS
3"	300-DD-AL	300-DD-SS
3" x 4"	3040-DD-AL	3040-DD-SS ¹
4"	400-DD-AL	400-DD-SS
4" x 5"	4050-DD-AL ¹	4050-DD-SS ¹
4" x 6"	4060-DD-AL ¹	4060-DD-SS
5"	500-DD-AL ¹	500-DD-SS
6"	600-DD-AL	---

¹ parts are produced as a welded fabrication

Type DD Boss-Lock™ Couplers
coupler x coupler

Features:

- Buna-N gasket standard, other gaskets available on pages 163 - 166
- All Boss-Lock™ couplers are supplied with pull-ring safety clips.



reducer / increaser



same size

Size	356T6 Aluminum Part #	316 Stainless Steel Part #
2"	ADD200 ¹	RDD200EZ
2" x 3"	ADD2030 ¹	RDD2030EZ ¹
3"	ADD300 ¹	RDD300EZ ¹
3" x 4"	ADD3040 ¹	RDD3040EZ ¹
4"	ADD400 ¹	RDD400EZ ¹
6"	---	RDD600EZ ¹

¹ parts are produced as a welded fabrication

Type A Jump Size Adapters

adapter x female NPT

Feature:

- pressure rating is based on the seal of the mating part, see ratings on page 122

Size	356T6 Aluminum Part #	316 Stainless Steel Part #
2" x 1½"	2015-A-AL	2015-A-SS ¹
2" x 3"	2030-A-AL	2030-A-SS
3" x 2"	3020-A-AL	3020-A-SS
3" x 4"	3040-A-AL	---
4" x 3"	4030-A-AL	4030-A-SS ¹
4" x 6"	4060-A-AL	---
6" x 4"	6040-A-AL	6040-A-SS ¹



Cam & Groove

¹ parts are produced as a welded fabrication

Note: In reducing couplings, the cam & groove end is the first size given in the part number. (i.e., a 4030-C-AL is a 4" coupler to a 3" hose shank).

Dixon® Type B Jump Size Couplers
coupler x male NPT

Feature:

- Buna-N gasket standard, other gaskets available on pages 163 - 166

Size	356T6 Aluminum Part #	316 Stainless Steel Part #
1½" x 1"	1510-B-AL	1510-B-SS ¹
2" x 1½"	2015-B-AL	2015-B-SS ¹
2" x 3"	2030-B-AL	---
3" x 2"	3020-B-AL	3020-B-SS ¹
3" x 4"	3040-B-AL	---
4" x 3"	4030-B-AL	4030-B-SS ¹



¹ parts are produced as a welded fabrication

Note: In reducing couplings, the cam & groove end is the first size given in the part number. (i.e., a 4030-C-AL is a 4" coupler to a 3" hose shank).

Dixon® Type C Jump Size Couplers
coupler x hose shank

Feature:

- Buna-N gasket standard, other gaskets available on pages 163 - 166

Size	356T6 Aluminum Part #	316 Stainless Steel Part #
1½" x 1"	---	1510-C-SS
2" x 1½"	2015-C-AL ¹	2015-C-SS ¹
3" x 2"	3020-C-AL	3020-C-SS
3" x 2½"	---	3025-C-SS
3" x 4"	3040-C-AL	---
4" x 3"	4030-C-AL	4030-C-SS ¹
5" x 4"	5040-C-AL ¹	---



¹ parts are produced as a welded fabrication

Note: In reducing couplings, the cam & groove end is the first size given in the part number. (i.e., a 4030-C-AL is a 4" coupler to a 3" hose shank).

Dixon® Type D Jump Size Couplers coupler x female NPT

Cam & Groove

**Feature:**

- Buna-N gasket standard, other gaskets available on pages 163 - 166

Size	356T6 Aluminum Part #	Optional Qty	Brass Part #	316 Stainless Steel Part #
1½" x 1"	1510-D-AL	10	---	1510-D-SS ¹
2" x 1½"	2015-D-AL	10	---	2015-D-SS
3" x 2"	3020-D-AL	10	---	3020-D-SS
4" x 3"	4030-D-AL	10	4030-D-BR	4030-D-SS ¹
5" x 4"	5040-D-AL ¹	---	---	---
6" x 4"	6040-D-AL ¹	---	---	---

¹ parts are produced as a welded fabrication

Note: In reducing couplings, the cam & groove end is the first size given in the part number. (i.e., a 4030-C-AL is a 4" coupler to a 3" hose shank).

Type E Jump Size Adapters adapter x hose shank

Feature:

- pressure rating is based on the seal of the mating part, see ratings on page 122



Size	356T6 Aluminum Part #	316 Stainless Steel Part #
1½" x 1"	---	1510-E-SS
2" x 1½"	2015-E-AL ¹	2015-E-SS ¹
3" x 2"	---	3020-E-SS ¹
3" x 2½"	---	3025-E-SS
4" x 3"	4030-E-AL	4030-E-SS ¹
5" x 4"	5040-E-AL ¹	---

¹ parts are produced as a welded fabrication

Note: In reducing couplings, the cam & groove end is the first size given in the part number. (i.e., a 4030-B-AL is a 4" coupler to a 3" male NPT).

Type F Jump Size Adapters adapter x male NPT

Feature:

- pressure rating is based on the seal of the mating part, see ratings on page 122



Size	356T6 Aluminum Part #	316 Stainless Steel Part #
1½" x 2"	1520-F-AL	---
2" x 1½"	2015-F-AL	2015-F-SS ¹
2" x 3"	2030-F-AL	---
3" x 1½"	3015-F-AL	3015-F-SS ¹
3" x 2"	3020-F-AL	3020-F-SS
3" x 4"	3040-F-AL	---
4" x 3"	4030-F-AL	4030-F-SS

¹ parts are produced as a welded fabrication

Note: In reducing couplings, the cam & groove end is the first size given in the part number. (i.e., a 4030-C-AL is a 4" coupler to a 3" hose shank).

Dixon® Type DA 45° Elbows
adapter x coupler

Feature:

- Buna-N gasket standard, other gaskets available on pages 163 - 166

Size	356T6 Aluminum Part #	316 Stainless Steel Part #	Unplated Malleable Iron Part #
2"	200DA-45AL ¹	200DA-45SS ¹	---
3"	300DA-45AL	300DA-45SS ¹	---
4"	400DA-45AL	400DA-45SS ¹	400DA-45MI
6"	600DA-45AL	---	---

¹ part is produced as a welded fabrication



Cam & Groove

Dixon® Type DD 45° Elbows
coupler x coupler

Feature:

- Buna-N gasket standard, other gaskets available on pages 163 - 166

Size	356T6 Aluminum Part #	316 Stainless Steel Part #
2"	200DD-45AL ¹	---
3"	300DD-45AL ¹	300DD-45SS ¹
4"	400DD-45AL	---
6"	600DD-45AL ¹	---

¹ part is produced as a welded fabrication



Dixon® Type DA 90° Elbows
adapter x coupler

Feature:

- Buna-N gasket standard, other gaskets available on pages 163 - 166

Size	356T6 Aluminum Part #	316 Stainless Steel Part #
1"	---	100DA-90SS ¹
1½"	150DA-90AL ¹	150DA-90SS ¹
2"	200DA-90AL	200DA-90SS
3"	300DA-90AL	300DA-90SS
4"	400DA-90AL	400DA-90SS
5"	500DA-90AL ¹	---
6"	600DA-90AL	RDA90600EZ ^{1,2}

¹ part is produced as a welded fabrication

² EZ Boss-Lock™ design (not pictured)



Dixon® Type DD 90° Elbows
coupler x coupler

Feature:

- Buna-N gasket standard, other gaskets available on pages 163 - 166

Size	356T6 Aluminum Part #	316 Stainless Steel Part #
2"	200DD-90AL	---
3"	300DD-90AL ¹	300DD-90SS ¹
4"	400DD-90AL	---
6"	600DD-90AL	---

¹ part is produced as a welded fabrication



Type A 90° Adapters Elbows
adapter x female NPT

Feature:

- pressure rating is based on the seal of the mating part, see ratings on page 122


Size	356T6 Aluminum Part #	316 Stainless Steel Part #
1½"	150A-90AL	---
2"	200A-90AL	200A-90SS ¹
3"	300A-90AL	300A-90SS
4"	400A-90AL	---

¹ part is produced as a welded fabrication



Type B 90° Dixon® Elbows
coupler x male NPT

Cam & Groove



Feature:

- Buna-N gasket standard, other gaskets available on pages 163 - 166

Size	356T6 Aluminum Part #	316 Stainless Steel Part #
1½"	150B-90AL	---
2"	200B-90AL	200B-90SS ¹
3"	---	300B-90SS ¹

¹ Parts are produced as a welded fabrication.

Type C 90° Dixon® Elbows
coupler x hose shank

C



Feature:

- Buna-N gasket standard, other gaskets available on pages 163 - 166

Size	356T6 Aluminum Part #	Brass Part #	316 Stainless Steel Part #
1¼"	---	125C-90BR	---
1½"	150C-90AL	---	150C-90SS
2"	200C-90AL	200C-90BR	200C-90SS
3"	300C-90AL	---	300C-90SS
4"	400C-90AL	---	400C-90SS ¹
6"	600C-90AL	---	---

¹ part is produced as a welded fabrication

Type D 90° Dixon® Elbows
coupler x female NPT



EZ Boss-Lock™ design

Feature:

- Buna-N gasket standard, other gaskets available on pages 163 - 166

Size	356T6 Aluminum Part #	Brass Part #	316 Stainless Steel Part #
1"	---	---	100D-90SS
1¼"	---	125D-90BR	---
1½"	150D-90AL	150D-90BR	---
2"	200D-90AL	200D-90BR	200D-90SS
3"	300D-90AL	---	300D-90SS
4"	400D-90AL	---	400D-90SS ¹
4"	AD90400EZ ²	---	---
6"	600D-90AL	---	---

¹ part is produced as a welded fabrication

² EZ Boss-Lock™ design

Type E 90° Elbows
adapter x hose shank

Feature:

- pressure rating is based on the seal of the mating part, see ratings on page 122

Size	356T6 Aluminum Part #	316 Stainless Steel Part #
2"	---	200E-90SS ¹
3"	300E-90AL	300E-90SS
4"	400E-90AL	400E-90SS ¹

¹ parts are produced as a welded fabrication



Cam & Groove

Type F 90° Elbows
adapter x male NPT

Feature:

- pressure rating is based on the seal of the mating part, see ratings on page 122

Size	356T6 Aluminum Part #	316 Stainless Steel Part #
1½"	150F-90AL	---
2"	200F90AL	200F-90SS ¹
3"	---	300F-90SS ¹

¹ parts are produced as a welded fabrication



Adapter x 150# Flange

Cam & Groove



Features:

- aluminum and unplated iron flanges are flat faced
- stainless steel flanges are raised face
- reference canada.dixonvalve.com for flange bolt hole drilling circle standards
- flanges are designed to mate with 150# flange
- flanges have the same bolt hole pattern as an ANSI 150 lb. flange, the thickness may vary

Size	356T6 Aluminum Part #	Flange Thick.	Unplated Malleable Iron Part #	Flange Thick.	316 Stainless Steel Part #	Flange Thick.
1"	---	---	---	---	100-AL-SS	9/16"
1½"	---	---	---	---	150-AL-SS	11/16"
2"	200-AL-AL	¾"	---	---	200-AL-SS	7/16"
3"	300-AL-AL	⅝"	300-AL-MI	⅝"	300-AL-SS	7/16"
4"	400-AL-AL	⅝"	---	---	400-AL-SS	7/16"
6"	600-AL-AL	⅝"	---	---	600-AL-SS	5/8"
8"	800-AL-AL ¹	1⅛"	---	---	---	---

- ¹ part is produced as a welded fabrication
- For flange dimensions, diagrams and additional information please reference canada.dixonvalve.com.

Adapter x 150# ANSI Flange



Feature:

- global product made to Dixon® specifications

Size	316 Stainless Steel Part #	Flange Thickness
2"	200-AL-SSANSI	¾"
3"	300-AL-SSANSI	15/16"

- For flange dimensions, diagrams and additional information please reference canada.dixonvalve.com.

Dixon® Coupler x 150# Flange



Feature:

- Buna-N gasket standard, other gaskets available on pages 163 - 166

Size	356T6 Aluminum Part #	Flange Thick	316 Stainless Steel Part #	Flange Thick.
1"	---	---	100-DL-SS	21/32"
1½"	---	---	150-DL-SS	25/32"
2"	200-DL-AL	3/4"	200-DL-SS	7/16"
3"	300-DL-AL	15/16"	300-DL-SS	7/16"
4"	400-DL-AL	15/16"	400-DL-SS	7/16"
6"	600-DL-AL	1"	600-DL-SS	5/8"
8"	800-DL-AL ¹	1-1/8"	---	---

- ¹ part is produced as a welded fabrication
- For flange dimensions, diagrams and additional information please reference canada.dixonvalve.com.

EZ Boss-Lock™ Coupler x 150# Flange



Feature:

- Buna-N gasket standard, other gaskets available on pages 163 - 166

Size	316 Stainless Steel Part #	Flange Thickness
1"	RDL100EZ ¹	9/16"
1½"	RDL150EZ ¹	11/16"
2"	RDL200EZ	7/16"
3"	RDL300EZ ¹	7/16"
4"	RDL400EZ ¹	7/16"
6"	RDL600EZ ¹	1"

- ¹ parts are produced as a welded fabrication
- For flange dimensions, diagrams and additional information please reference canada.dixonvalve.com.

Features:

- not all configurations are stocked
- Boss-Lock™ versions are also available, consult Dixon® for pricing and availability
- CAD models are for reference only, consult Dixon® for specific dimensions
- final weld preparation, as with all weld fittings, is the responsibility of the welder



Dixon® Coupler Socket Weld to Schedule 40 Pipe

Size	Bore	356T6 Aluminum Part #	316 Stainless Steel Part #
¾"	1.065	---	75DWSPSS
1"	1.330	100DWSPAL	100DWSPSS
1½"	1.915	150DWSPAL	150DWSPSS
2"	2.390	200DWSPAL	200DWSPSS
3"	3.530	300DWSPAL	300DWSPSS
4"	4.530	400DWSPAL	400DWSPSS
5"	5.562	500DWSPAL	500DWSPSS
6"	6.655	600DWSPAL	600DWSPSS
8"	8.711	800DWSPAL ¹	---



Cam & Groove

¹ Dixon® and Boss-Lock™ cam & groove couplings do not interchange in the 8" size. The 8" Dixon® design has 4 cam arms.



Dixon® Coupler Butt Weld to Schedule 40 Pipe/Socket Weld to Nominal Tubing

Size	Bore	356T6 Aluminum Part #	316 Stainless Steel Part #
¾"	.765	---	75DWPSTSS
1"	1.015	---	100DWPSTSS
1½"	1.515	150DWPSTAL	150DWPSTSS
2"	2.015	200DWPSTAL	200DWPSTSS
3"	3.015	300DWPSTAL	300DWPSTSS
4"	4.015	400DWPSTAL	400DWPSTSS
5"	5.015	500DWPSTAL	---
6"	6.020	600DWPSTAL	---




EZ Boss-Lock™ Coupler Socket Weld to Schedule 40 Pipe

Size	Bore	316 Stainless Steel Part #
¾"	1.065	RDWSP075EZ
1"	1.330	RDWSP100EZ
1½"	1.915	RDWSP150EZ
2"	2.390	RDWSP200EZ
3"	3.530	RDWSP300EZ
4"	4.530	RDWSP400EZ
6"	6.655	RDWSP600EZ



EZ Boss-Lock™ Coupler Butt Weld to Schedule 40 Pipe / Socket Weld to Nominal Tubing

Cam & Groove



- Buna-N gaskets standard, other gaskets available on pages 163 - 166

Size	Bore	316 Stainless Steel Part #	
¾"	.765	RDWBPST075EZ	
1"	1.015	RDWBPST100EZ	
1½"	1.515	RDWBPST150EZ	
2"	2.015	RDWBPST200EZ	
3"	3.015	RDWBPST300EZ	
4"	4.015	RDWBPST400EZ	
6"	6.020	RDWBPST600EZ	

Adapter Socket Weld to Schedule 40 Pipe



- not all configurations are stocked

Size	Bore	356T6 Aluminum Part #	316 Stainless Steel Part #
¾"	1.065	---	75AWSPSS
1"	1.330	---	100AWSPSS
1½"	1.915	150AWSPAL	150AWSPSS
2"	2.390	200AWSPAL	200AWSPSS
3"	3.530	300AWSPAL	300AWSPSS
4"	4.530	400AWSPAL	400AWSPSS
5"	5.593	500AWSPAL	500AWSPSS
6"	6.655	600AWSPAL	600AWSPSS
8" DIX	8.711	800AWSPAL ¹	---
8" BL	8.711	801AWSPAL ¹	---

- ¹ Dixon® and Boss-Lock™ cam & groove couplings *do not interchange in the 8" size.*
- final weld preparation, as with all weld fittings, is the responsibility of the welder



Adapter Butt Weld to Schedule 40 Pipe/Socket Weld to Nominal Tubing



Size	Bore	356T6 Aluminum Part #	316 Stainless Steel Part #
¾"	.765	---	75AWBPSTSS
1"	1.015	---	100AWBPSTSS
1½"	1.515	150AWBPSTAL	150AWBPSTSS
2"	2.015	200AWBPSTAL	200AWBPSTSS
3"	3.015	300AWBPSTAL	300AWBPSTSS
4"	4.015	400AWBPSTAL	400AWBPSTSS
5"	5.015	500AWBPSTAL	500AWBPSTSS
6"	6.020	600AWBPSTAL	600AWBPSTSS
8" BL	8.035	801AWBPSTAL ¹	---

- ¹ Dixon® and Boss-Lock™ cam & groove couplings *do not interchange in the 8" size.*



Boss-Lock™ Coupler x Tube with 45° Cut

Application:

- for use on trailer relief valves

Features:

- butt weld to tubing
- Buna-N gaskets standard, other gaskets available on pages 163 - 166
- All Boss-Lock™ couplers are supplied with pull-ring safety clips



Cam & Groove

Size	356T6 Aluminum Part #
2"	AC200TUBE

In-Line Sight Glasses

Application:

- designed for dry bulk transfer hose

Materials:

- body: aluminum
- seals: Buna
- sight glass: acrylic
- hardware: stainless steel
- cam arms (where applicable): bronze

Feature:

- not intended for liquid service, for dry bulk transfer *only*



Coupler x Adapter

Size	Aluminum Part #
3" x 3"	3533CA
3" x 4"	3534CA
4" x 3"	3543CA
4" x 4"	3544CA



Adapter x Adapter

Size	Aluminum Part #
3" x 3"	3533AA
3" x 4"	3534AA
4" x 4"	3544AA



Coupler x Coupler

Size	Aluminum Part #
3" x 3"	3533CC
4" x 3"	3543CC
4" x 4"	3544CC



Adapter x Female NPSM

**Application:**

- used in the delivery of dry goods

Features:

- cork buna gaskets are standard in threaded end
- pressure rating is based on the seal of the mating part, see ratings on page 122
- replacement gasket: **400GAGFI**

Size	356T6 Aluminum Part #
4"	400-AS-AL

Boss-Lock™ Coupler x Female NPSM

**Features:**

- Buna-N gasket standard, other gaskets available on pages 163 - 166
- All Boss-Lock™ couplers are supplied with pull-ring safety clips

Size	356T6 Aluminum Part #
4"	ADS400

Dixon® Coupler x Adapter Wye


**Feature:**

- Buna-N gasket standard, other gaskets available on pages 163 - 166

Size	356T6 Aluminum Part #
2"	200YDAAAL

Dixon® Cam & Groove Handles

Features:

- stainless steel pins standard with all assemblies
- roll pins are 302 stainless, solid pins are 303 stainless
- pull rings are standard on sizes 1 ¼" thru 6", optional on other sizes
- Domestic Dixon® standard handle assemblies are only to be used with standard Dixon® parts (not global). Handles do not interchange with other manufacturer's handles or couplers. 

Coupler Size	Description	Brass Part #	316 Sintered Stainless Steel Part #
½"	cam arm and pin	---	50-HP-SP
¾"	cam arm and pin	---	75-HP-SP
1"	cam arm and pin	---	100-HP-SP
1 ¼" - 2 ½"	cam arm, ring and pin	200-HRP-BR	200-HRP-SP
3" - 5"	cam arm, ring and pin	300-HRP-BR	300-HRP-SP
6"	cam arm, ring and pin	600-HRP-BR	---
8"	cam arm and pin	800-HNP-BR	---



brass



316 sintered stainless steel



316 investment stainless steel


Cam & Groove

C

Coupler Size	Description	316 Investment Stainless Steel Part #
2"	cam arm, ring and pin	200-HSCR-SP
3"	cam arm, ring and pin	300-HSCR-SP
6"	cam arm, ring and pin	600-HRP-SP

Dixon® Cam & Groove Locking Handles for Dust Caps

Features:

- Dixon® locking handles are only to be used with standard Dixon® parts (not global). Handles do not interchange with other manufacturer's handles or couplers. 
- not supplied with pins

Coupler Size	Hole Diameter	Brass Part #	316 Investment Stainless Steel Part #
2"	9/32"	200-LH-BR	200-LH-SI
3"	5/16"	300-LH-BR	300-LH-SI
4"	¾"	400-LH-BR	400-LH-SI




200-LH-SI



300-LH-BR

Boss-Lock™ Cam & Groove Handles

Feature:

- Boss-Lock™ handles should only be used with Boss-Lock™ parts. Handles do not interchange with other manufacturer's handles or couplers. 

Coupler Size	Brass Part #	316 Investment Stainless Steel Part #	Plated Iron Part #
¾" - 1"	BHSC175	RHSC175	---
1 ¼" - 2 ½"	BHSC152	RHSC152	IHSC152
3" and 4"	BHSC34	RHSC34	IHSC34



IHSC152



IH6

Coupler Size	Brass Part #	Plated Iron Part #
6" and 8"	BH6	IH6

EZ Boss-Lock™ Cam & Groove Handles

Cam & Groove



Features:

- investment cast stainless steel cam arm and lever
- 316 stainless steel spring
- stainless steel pin, washer, plated carbon steel pull ring

Coupler Size	Brass Part #
¾" - 1"	RHEZ175
1¼" - 2½"	RHEZ152
3" - 5"	RHEZ34
6" and 8"	RHEZ6

*Under no circumstances should the EZ Boss-Lock™ cam arms be used on any fitting not specifically produced for their use. The aluminum, brass and iron are made from sand castings. To ensure proper functioning of the EZ Boss-Lock™ cam arm assemblies, we sort the castings to ensure there is sufficient length and orientation on the lugs on the main casting to engage the lever. We also buff or grind the rougher sand cast surface to ensure that the lever will move freely. **The EZ Boss-Lock™ cam arms cannot be retrofitted onto existing aluminum, brass or plated iron Boss-Lock™ already in service.***



Dixon® Coupling Paddle Handles



316 investment cast stainless steel



brass

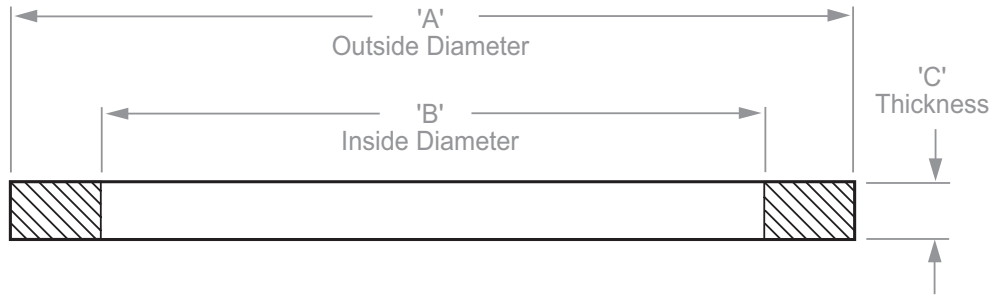
Features:

- Dixon® paddle handles are only to be used with standard Dixon® parts (not global). Handles do not interchange with other manufacturer's handles or couplers.
- not supplied with pins



Coupler Size	Brass Part #	316 Investment Cast Stainless Steel Part #
3" and 4"	300H-PADBR	300H-PADSS

Cam & Groove Gasket Dimensions



- nominal dimensions for elastomeric cam & groove gaskets are listed
- ID's of the PTFE envelope gaskets and the PTFE accordion gaskets are *1/16" smaller than* the ID's for the elastomeric gaskets shown below
- thickness of PTFE accordion gaskets may vary from chart below

Size	Part #	Dimensions		
		A	B	C
1/2"	50-G ¹	1-1/32"	11/16"	.156"
3/4"	75-G	1-3/8"	7/8"	.218"
1"	100-G	1-9/16"	1-1/16"	.250"
1 1/4"	125-G	1-15/16"	1-23/64"	.250"
1 1/2"	150-G	2-3/16"	1-5/8"	.250"
2"	200-G	2-5/8"	2"	.250"
2 1/2"	250-G	3-1/8"	2-3/8"	.250"
3"	300-G	3-23/32"	3"	.250"
4"	400-G	4-7/8"	4"	.250"
5"	500-G	5-15/16"	4-7/8"	.250"
6"	600-G	7-1/16"	6"	.250"
8"	800-G ¹	9-5/16"	8-1/8"	.343"

¹ No interchange standard exists for the 1/2" and 8" fittings. Generally, these sizes do not interchange with other manufacturer's products. As such, the gaskets in these sizes are not suitable for use in other manufacturers' couplings.



Cam & Groove Gasket Color Codes

Gasket Code ¹	Material	Color	Color code stripes (appear on the OD of the gasket or filler)
-BU	<i>Buna-N</i> (standard in all metal fittings)	black	1 blue
-BF	<i>Buna</i> (formulated for fuel service)	black	1 green
-VI	<i>FKM</i>	black	1 yellow
-THK	<i>Extra Thick Buna</i>	black	2 blue
-EPR	<i>Ethylene Propylene</i>	black	1 white
-NE	<i>Neoprene</i>	black	1 red
-WNE	<i>White Neoprene</i> , FDA approved material	white	none
-WB	<i>White Buna-N</i> , FDA approved material	white	blue
-SIL	<i>Silicone</i>	red	none
-TF	<i>PTFE</i> (TFE) envelope with <i>Buna-N</i> filler	white / black	1 blue
TFVI	<i>PTFE</i> (TFE) envelope with <i>FKM</i> filler	white / black	1 yellow
TFWB	<i>PTFE</i> (TFE) envelope with <i>White Buna-N</i> filler, FDA approved materials	white / white	blue
TFEP	<i>PTFE</i> (TFE) envelope with <i>Ethylene Propylene</i> filler	white / black	1 white stripe
-TES	<i>PTFE</i> (FEP) encapsulated <i>Silicone</i> core, FDA approved materials	translucent / red	none
-TEV	<i>PTFE</i> (FEP) encapsulated <i>FKM</i> core	translucent / black	none
TFACC	<i>PTFE</i> (TFE) accordion, FDA approved materials	white	none

¹ part number suffix

Since other manufacturer's coding systems vary, this chart should not be used as a reference in identifying gaskets of unknown origin.



Cam & Groove Gaskets

Cam & Groove



Buna-N



FKM

Size	Buna-N Part #	FKM-A Part #
½"	50-G-BU	50-G-VI
¾"	75-G-BU	75-G-VI
1"	100-G-BU	100-G-VI
1¼"	125-G-BU	125-G-VI
1½"	150-G-BU	150-G-VI
2"	200-G-BU	200-G-VI
2½"	250-G-BU	250-G-VI
3"	300-G-BU	300-G-VI
4"	400-G-BU	400-G-VI
5"	500-G-BU	500-G-VI
6"	600-G-BU	600-G-VI
8"	800-G-BU	800-G-VI

C



extra thick Buna-N



ethylene propylene

Size	extra thick Buna-N Part #	Ethylene Propylene Part #
¾"	---	75-G-EPR
1"	100GTHK	100-G-EPR
1¼"	125GTHK	125-G-EPR
1½"	150GTHK	150-G-EPR
2"	200GTHK	200-G-EPR
2½"	250GTHK	250-G-EPR
3"	300GTHK	300-G-EPR
4"	400GTHK	400-G-EPR
6"	600GTHK	---

NEW



neoprene



white neoprene

Size	Neoprene Part #	white Neoprene ¹ Part #
¾"	75-G-NE	---
1"	100-G-NE	---
1¼"	125-G-NE	---
1½"	150-G-NE	150-G-WNE
2"	200-G-NE	200-G-WNE
2½"	250-G-NE	---
3"	300-G-NE	300-G-WNE
4"	400-G-NE	400-G-WNE
5"	---	500-G-WNE
6"	---	600-G-WNE

¹ white neoprene gaskets contain FDA approved materials



white Buna-N



silicone

Size	white Buna-N ¹ Part #	Silicone Part #
1½"	---	150-G-SIL
2"	---	200-G-SIL
3"	300-G-WB	300-G-SIL
4"	400-G-WB	400-G-SIL

¹ white Buna-N gaskets contain FDA approved materials

Fuel Gaskets

Size	Material	Part #
1½"	Buna	150-G-BF
2"	Buna	200-G-BF
3"	Buna	300-G-BF
4"	Buna	400-G-BF
3"	extra thick Buna-N	300GTHKBF
4"	extra thick Buna-N	400GTHKBF




Cam & Groove

Cam & Groove Envelope Gaskets

Features:

- PTFE white Buna filler (TFWB) contains FDA approved materials
- maximum operating temperatures for specific chemicals may be lower, contact Dixon® for specific recommendations

Size	PTFE (TFE) with Buna-N filler Part #	PTFE (TFE) with FKM-A filler Part #
½"	50-G-TF	50-G-TF-VI
¾"	75-G-TF	75-G-TF-VI
1"	100-G-TF	100GTFVI
1¼"	125-G-TF	125GTFVI
1½"	150-G-TF	150GTFVI
2"	200-G-TF	200GTFVI
2½"	250-G-TF	250GTFVI
3"	300-G-TF	300GTFVI
4"	400-G-TF	400GTFVI
6"	600-G-TF	600GTFVI



C

Size	PTFE (TFE) with white Buna-N filler Part #	PTFE (TFE) with Ethylene Propylene filler Part #
1½"	---	150GTFEP
2"	200GTFWB	200GTFEP
3"	300GTFWB	300GTFEP
4"	400GTFWB	---
5"	500GTFWB	---

The torque (force) required to close the handles on a pair of cam and groove fittings will vary according to the gasket chosen. Due to the nature of the PTFE material, the various PTFE gasket designs will require the most torque, increasing as you go from envelope to encapsulated, and finally, accordion.

Cam & Groove Encapsulated Gaskets

Features:


- *PTFE encapsulated silicone* (TES) gaskets contain FDA approved materials
- encapsulated gasket pressure ratings are reduced to **125 PSI** for ¾" - 4" at ambient temperature **70°F (21°C)**
- *PTFE encapsulated FKM* (TEV) gaskets - maximum operating temperature **200°F (93°C)**
- *PTFE encapsulated silicone* (TES) gaskets - maximum operating temperature **225°F (107°C)**
- maximum operating temperatures for specific chemicals may be lower, contact Dixon® for specific recommendations




Size	<i>PTFE (FEP) encapsulated silicone</i> Part #	<i>PTFE (FEP) encapsulated FKM-A</i> Part #
¾"	75-G-TES	75-G-TEV
1"	100-G-TES	100-G-TEV
1¼"	125-G-TES	125-G-TEV
1½"	150-G-TES	150-G-TEV
2"	200-G-TES	200-G-TEV
2½"	250-G-TES	250-G-TEV
3"	300-G-TES	300-G-TEV
4"	400-G-TES	400-G-TEV

Cam & Groove Accordion Gaskets

Features:

- *PTFE* accordion gaskets (TFACC) are recommended for use with viscous (thick) fluids only 
- maximum operating temperatures for specific chemicals may be lower, contact Dixon® for specific recommendations



Size	<i>PTFE (TFE)</i> Part #
¾"	75GTFACC
1"	100GTFACC
1¼"	125GTFACC
1½"	150GTFACC
2"	200GTFACC
3"	300GTFACC

The torque (force) required to close the handles on a pair of cam & groove fittings will vary according to the gasket chosen. Due to the nature of the PTFE material, the various PTFE gasket designs will require the most torque, increasing as you go from envelope to encapsulated, and finally, accordion.

Witches Hat Strainers

Features:

- used with female cam and groove couplings
- pre-attached Buna-N gasket

Size	304 Stainless Steel Part #
3"	WH300-A
4"	WH400-A



Cam & Groove

Gaskets for Witches Hat Strainers

Size	Buna-N Gasket Part #
3"	WH300-G
4"	WH400-G




Disk Strainers

Feature:

- threads into bottom of female NPT fitting to protect equipment from large contaminants

Size	Hole Size	6061T6 Aluminum	304 Investment Cast
		Part #	Stainless Steel Part #
2"	¼"	SDA200	SDS200
3"	¼"	SDA300	SDS300
4"	¼"	SDA400	SDS400



Pull Ring Safety Clips for Boss-Lock™

Coupler Size	Carbon Steel	316 Stainless Steel
	Part #	Part #
¾" - 1"	---	100PRSCSS
1¼" - 2½"	200PRSCCS	200PRSCSS
3" and 4"	300PRSCCS	300PRSCSS



Pull Rings

304 Stainless Steel Part #
R200SS



Sash Chain with Pull Rings

Feature:

- brass chain, plated steel pull ring

Length	Part #
4½"	J125
6½"	J150
8½"	J300
12¾"	J500



Abrasion Resistant Inserts

C
Cam & Groove



400-A-INSERT



400-C-INSERTAL

Features:

- extends the life of adapters when transferring proppant to storage tanks
- available for multiple adapter and multiple coupler materials

Description	UHMW Polyethylene Part #
to be used with 400-A-AL, 400-A-BR, 400-A-MI, 400-A-SS	400-A-INSERT
to be used with 400-C-AL	400-C-INSERTAL
to be used with 400-C-MI	400-C-INSERTMI

Clip for Boss-Lock™ Couplings

C



Feature:

- .072 stainless steel wire

Stainless Steel Part #
AC7

Clip Assembly




Features:

- for use with Boss-Lock™ couplings
- includes pull ring, chain and AC3 clip

CarbonSteel Part #
BLCA152CS

Jack Chain with S-Hook



Length	Material	Part #	Optional Qty
6"	brass	CH-B-6	10
12"	brass	CH-B-12	10
24"	brass	CH-B-24	---
12"	carbon steel	CH-C-12	10
6"	stainless	CH-SS-6	10
12"	stainless	CH-SS-12	10
24"	stainless	CH-SS-24	10

Locking Cam Arm Velcro® Straps

Application:

- use with cam & groove couplers to prevent spills, secure from damage, and hold in place during transport

Features:

- used on the female end of a cam & groove coupler
- high visibility orange hook and loop with metal buckle provides strength, durability and long life
- temperature range: **-70°F to 200°F (-57°C to 93°C)**



coupler sold separately

Length	Used On	Part #
12"	fits up to 1½" coupler	CVS12
18"	fits up to 3" coupler	CVS18
24"	fits up to 5" coupler	CVS24
36"	fits up to 8" coupler	CVS36

Lanyards with Clip for Boss-Lock™ Couplings

Materials:

- clip: carbon steel
- lanyard: nylon

Coupler Size	Part #
¾" - 1"	ACL4
1¼" - 4"	ACL2
6"	ACL3



Cam & Groove

PVC Coated Lanyards

Material:

- PVC coated carbon steel with aluminum crimp sleeves

Feature:

- one end factory crimped, one end uncrimped for field installation

Length	Part #
15"	CAL15
25"	CAL25



Lanyard for Boss-Lock™ Couplings

Feature:

- breaking strength: 160 lbs.

Overall Length	304 Stainless Part #
7"	LR7



Global Type A Adapters
adapter x female NPT

Features:

- interchanges with all products produced to A-A-59326D
- pressure rating for adapters is based on the seal of the mating part

Cam & Groove



ASTMC38000 forged brass

Size	A380 Permanent Mold Aluminum Part #	ASTMC38000 Forged Brass Part #
1/2"	G50-A-AL ¹	G50-A-BR ¹
3/4"	G75-A-AL	G75-A-BR
1"	G100-A-AL	G100-A-BR
1 1/4"	G125-A-AL	G125-A-BR
1 1/2"	G150-A-AL	G150-A-BR
2"	G200-A-AL	G200-A-BR
2 1/2"	G250-A-AL	G250-A-BR
3"	G300-A-AL	G300-A-BR
4"	G400-A-AL	G400-A-BR
5"	G500-A-AL ¹	G500-A-BR ¹
6"	G600-A-AL	---
8"	G800-A-AL ¹	---

Size	316 Investment Cast Stainless Steel Part #
1/2"	G50-A-SS ¹
3/4"	G75-A-SS
1"	G100-A-SS
1 1/4"	G125-A-SS
1 1/2"	G150-A-SS
2"	G200-A-SS
2 1/2"	G250-A-SS
3"	G300-A-SS
4"	G400-A-SS
6"	G600-A-SS

¹ No standard exists for the 1/2", 5" and 8", and generally these sizes do not interchange with other manufacturers.

Global Type B Couplers coupler x male NPT

Features:

- interchanges with all products produced to A-A-59326D
- Buna seals standard

Size	A380 Permanent Mold A with Brass Handles Part #	ASTMC38000 Forged Brass Part #
½"	G50-B-AL ^{1,2}	G50-B-BR ^{1,2}
¾"	G75-B-AL ²	G75-B-BR ²
1"	G100-B-AL ²	G100-B-BR ²
1¼"	G125-B-AL	G125-B-BR
1½"	G150-B-AL	G150-B-BR
2"	G200-B-AL	G200-B-BR
2½"	G250-B-AL	G250-B-BR
3"	G300-B-AL	G300-B-BR
4"	G400-B-AL	G400-B-BR
5"	G500-B-AL ¹	G500-B-BR ¹
6"	G600-B-AL	---

Size	316 Investment Cast Stainless Steel Part #	A380 Permanent Mold Aluminum with Investment Stainless Handles Part #
½"	G50-B-SS ¹	---
¾"	G75-B-SS	---
1"	G100-B-SS	---
1¼"	G125-B-SS	---
1½"	G150-B-SS	G150-B-ALSI
2"	G200-B-SS	G200-B-ALSI
2½"	G250-B-SS	---
3"	G300-B-SS	G300-B-ALSI
4"	G400-B-SS	G400-B-ALSI
6"	G600-B-SS	---



A380 permanent mold aluminum

¹ No standard exists for the ½", 5" and 8", and generally these sizes do not interchange with other manufacturers.

² supplied with stainless steel handles

Global Type C Couplers
coupler x hose shank

Features:

- interchanges with all products produced to A-A-59326D
- Buna seals are standard

Cam & Groove



A380 permanent mold aluminum

Size	A380 Permanent Mold Aluminum with Brass Handles Part #	ASTMC38000 Forged Brass Part #
1/2"	G50-C-AL ^{1,2}	G50-C-BR ^{1,2}
3/4"	G75-C-AL ²	G75-C-BR ²
1"	G100-C-AL ²	G100-C-BR ²
1 1/4"	G125-C-AL	G125-C-BR
1 1/2"	G150-C-AL	G150-C-BR
2"	G200-C-AL	G200-C-BR
2 1/2"	G250-C-AL	G250-C-BR
3"	G300-C-AL	G300-C-BR
4"	G400-C-AL	G400-C-BR
5"	G500-C-AL ¹	G500-C-BR ¹
6"	G600-C-AL	---
8"	G800-C-AL ¹	---

Size	316 Investment Cast Stainless Steel Part #	A380 Permanent Mold Aluminum with Investment Stainless Handles Part #
1/2"	G50-C-SS ¹	---
3/4"	G75-C-SS	---
1"	G100-C-SS	---
1 1/4"	G125-C-SS	---
1 1/2"	G150-C-SS	G150-C-ALSI
2"	G200-C-SS	G200-C-ALSI
2 1/2"	G250-C-SS	---
3"	G300-C-SS	G300-C-ALSI
4"	G400-C-SS	G400-C-ALSI
6"	G600-C-SS	---

¹ No standard exists for the 1/2", 5" and 8", and generally these sizes do not interchange with other manufacturers.

² supplied with stainless steel handles

• see page 109 for Global Crimp Type C couplers

Global Type D Couplers
coupler x female NPT

Features:

- interchanges with all products produced to A-A-59326D
- Buna seals are standard

Size	A380 Permanent Mold Aluminum with Brass Handles Part #	ASTMC38000 Forged Brass Part #
1/2"	G50-D-AL ^{1,2}	G50-D-BR ^{1,2}
3/4"	G75-D-AL ²	G75-D-BR ²
1"	G100-D-AL ²	G100-D-BR ²
1 1/4"	G125-D-AL	G125-D-BR
1 1/2"	G150-D-AL	G150-D-BR
2"	G200-D-AL	G200-D-BR
2 1/2"	G250-D-AL	G250-D-BR
3"	G300-D-AL	G300-D-BR
4"	G400-D-AL	G400-D-BR
5"	G500-D-AL ¹	G500-D-BR ¹
6"	G600-D-AL	---

Size	316 Investment Cast Stainless Steel Part #	A380 Permanent Mold Aluminum with Investment Stainless Handles Part #
1/2"	G50-D-SS ¹	---
3/4"	G75-D-SS	---
1"	G100-D-SS	---
1 1/4"	G125-D-SS	---
1 1/2"	G150-D-SS	G150-D-ALSI
2"	G200-D-SS	G200-D-ALSI
2 1/2"	G250-D-SS	---
3"	G300-D-SS	G300-D-ALSI
4"	G400-D-SS	G400-D-ALSI
6"	G600-D-SS	---



316 investment cast stainless steel

¹ No standard exists for the 1/2" and 5", and generally these sizes do not interchange with other manufacturers.

² stainless steel handles

Global Type E Adapters
adapter x hose shank

Cam & Groove



A380 permanent mold aluminum

Features:

- interchanges with all products produced to A-A-59326D
- pressure rating for adapters is based on the seal of the mating part

Size	A380 Permanent Mold Aluminum Part #	ASTMC38000 Forged Brass Part #	316 Investment Cast Stainless Steel Part #
1/2"	G50-E-AL ¹	G50-E-BR ¹	G50-E-SS ¹
3/4"	G75-E-AL	G75-E-BR	G75-E-SS
1"	G100-E-AL	G100-E-BR	G100-E-SS
1 1/4"	G125-E-AL	G125-E-BR	G125-E-SS
1 1/2"	G150-E-AL	G150-E-BR	G150-E-SS
2"	G200-E-AL	G200-E-BR	G200-E-SS
2 1/2"	G250-E-AL	G250-E-BR	G250-E-SS
3"	G300-E-AL	G300-E-BR	G300-E-SS
4"	G400-E-AL	G400-E-BR	G400-E-SS
5"	G500-E-AL ¹	G500-E-BR ¹	---
6"	G600-E-AL	---	G600-E-SS
8"	G800-E-AL ¹	---	---

¹ No standard exists for the 1/2", 5" and 8", and generally these sizes do not interchange with other manufacturers.

Global Type F Adapters
adapter x male NPT

Features:

- interchanges with all products produced to A-A-59326D
- pressure rating for adapters is based on the seal of the mating part



ASTMC38000 forged brass

Size	A380 Permanent Mold Aluminum Part #	ASTMC38000 Forged Brass Part #	316 Investment Cast Stainless Steel Part #
1/2"	G50-F-AL ¹	G50-F-BR ¹	G50-F-SS ¹
3/4"	G75-F-AL	G75-F-BR	G75-F-SS
1"	G100-F-AL	G100-F-BR	G100-F-SS
1 1/4"	G125-F-AL	G125-F-BR	G125-F-SS
1 1/2"	G150-F-AL	G150-F-BR	G150-F-SS
2"	G200-F-AL	G200-F-BR	G200-F-SS
2 1/2"	G250-F-AL	G250-F-BR	G250-F-SS
3"	G300-F-AL	G300-F-BR	G300-F-SS
4"	G400-F-AL	G400-F-BR	G400-F-SS
5"	G500-F-AL ¹	G500-F-BR ¹	---
6"	G600-F-AL	---	G600-F-SS

¹ No standard exists for the 1/2" and 8", and generally these sizes do not interchange with other manufacturers.

Global Type DC Dust Caps

Features:

- interchanges with all products produced to A-A-59326D
- Buna seals are standard
- *Dust caps and dust plugs are not to be used in pressure applications for safety and environmental reasons*



Size	A380 Permanent Mold Aluminum with Brass Handles Part #	ASTMC38000 Forged Brass Part #
1/2"	G50-DC-AL ^{1,2}	G50-DC-BR ^{1,2}
3/4"	G75-DC-AL ²	G75-DC-BR ²
1"	G100-DC-AL ²	G100-DC-BR ²
1 1/4"	G125-DC-AL	G125-DC-BR
1 1/2"	G150-DC-AL	G150-DC-BR
2"	G200-DC-AL	G200-DC-BR
2 1/2"	G250-DC-AL	G250-DC-BR
3"	G300-DC-AL	G300-DC-BR
4"	G400-DC-AL	G400-DC-BR
5"	G500-DC-AL ¹	G500-DC-BR ¹
6"	G600-DC-AL	---

Size	316 Investment Cast Stainless Steel Part #	A380 Permanent Mold Aluminum with Investment Stainless Handles Part #
1/2"	G50-DC-SS ¹	---
3/4"	G75-DC-SS	---
1"	G100-DC-SS	---
1 1/4"	G125-DC-SS	---
1 1/2"	G150-DC-SS	G150-DC-ALSI
2"	G200-DC-SS	G200-DC-ALSI
2 1/2"	G250-DC-SS	---
3"	G300-DC-SS	G300-DC-ALSI
4"	G400-DC-SS	G400-DC-ALSI
6"	G600-DC-SS	---



A380 permanent mold aluminum

¹ No standard exists for the 1/2" and 5", and generally these sizes do not interchange with other manufacturers.

² stainless steel handles

Global Type DP Dust Plugs

Features:

- interchanges with all products produced to A-A-59326D
- Buna seals are standard
- *Dust caps and dust plugs are not to be used in pressure applications for safety and environmental reasons*



Size	A380 Permanent Mold Aluminum Part #	ASTMC38000 Forged Brass Part #	316 Investment Cast Stainless Steel Part #
1/2"	G50-DP-AL ¹	G50-DP-BR ¹	G50-DP-SS ¹
3/4"	G75-DP-AL	G75-DP-BR	G75-DP-SS
1"	G100-DP-AL	G100-DP-BR	G100-DP-SS
1 1/4"	G125-DP-AL	G125-DP-BR	G125-DP-SS
1 1/2"	G150-DP-AL	G150-DP-BR	G150-DP-SS
2"	G200-DP-AL	G200-DP-BR	G200-DP-SS
2 1/2"	G250-DP-AL	G250-DP-BR	G250-DP-SS
3"	G300-DP-AL	G300-DP-BR	G300-DP-SS
4"	G400-DP-AL	G400-DP-BR	G400-DP-SS
5"	G500-DP-AL ¹	G500-DP-BR ¹	---
6"	G600-DP-AL	---	G600-DP-SS



A380 permanent mold aluminum

¹ No standard exists for the 1/2" and 5", and generally these sizes do not interchange with other manufacturers.

Global Type DA Jump Size Couplings coupler x adapter

Cam & Groove



A380 permanent mold aluminum

Features:

- interchanges with all products produced to A-A-59326D
- Buna seals standard
- pressure rating for adapters is based on the seal of the mating part

Size	A380 Permanent Mold Aluminum Part #	316 Investment Cast Stainless Steel Part #
2" x 3"	G2030-DA-AL	---
3" x 2"	G3020-DA-AL	G3020-DA-SS
3" x 4"	G3040-DA-AL	---
4" x 3"	G4030-DA-AL	G4030-DA-SS
5" x 4"	G5040-DA-AL	---
6" X 4"	G6040-DA-AL	---

Global Type AA Spool Adapters adapter x adapter



A380 permanent mold aluminum



A380 permanent mold aluminum

Features:

- interchanges with all products produced to A-A-59326D
- pressure rating for adapters is based on the seal of the mating part

Size	A380 Permanent Mold Aluminum Part #	316 Investment Cast Stainless Steel Part #
1"	G100-AA-AL	---
1½"	G150-AA-AL	G150-AA-SS
1½" x 2"	G1520-AA-AL	---
2"	G200-AA-AL	G200-AA-SS
2" x 3"	G2030-AA-AL	G2030-AA-SS
3"	G300-AA-AL	G300-AA-SS
3" x 4"	G3040-AA-AL	---
4"	G400-AA-AL	G400-AA-SS

Global Type DD Couplers coupler x coupler



A380 permanent mold aluminum

Features:

- interchanges with all products produced to A-A-59326D
- Buna seals standard

Size	A380 Permanent Mold Aluminum Part #	316 Investment Cast Stainless Steel Part #
2"	G200-DD-AL	G200-DD-SS
3"	G300-DD-AL	G300-DD-SS
4"	G400-DD-AL	G400-DD-SS

Global Type A Jump Size Adapters
adapter x female NPT

Features:

- interchanges with all products produced to A-A-59326D
- pressure rating for adapters is based on the seal of the mating part

Size	A380 Permanent Mold Aluminum Part #
3" x 2"	G3020-A-AL
4" x 3"	G4030-A-AL



Cam & Groove

Global Type C Jump Size Couplers
coupler x hose shank

Features:

- interchanges with all products produced to A-A-59326D
- Buna seals standard

Size	A380 Permanent Mold Aluminum Part #
3" x 2"	G3020-C-AL
4" x 3"	G4030-C-AL



Global Type E Jump Size Adapters
adapter x hose shank

Features:

- interchanges with all products produced to A-A-59326D
- pressure rating for adapters is based on the seal of the mating part

Size	A380 Permanent Mold Aluminum Part #
3" x 2"	G3020-E-AL
4" x 3"	G4030-E-AL



- see page110 for Global Crimp Type E adapters

Global Adapter x TTMA Flange

Features:

- interchange with all products produced to A-A-59326D
- Buna seals are standard
- pressure rating for adapters is based on the seal of the mating part

Size	356T6 Aluminum Part #
4"	G400-ALT-AL



Global Coupler x TTMA Flange

Size	356T6 Aluminum Part #
4"	G400-DLT-AL



- For flange dimensions, diagrams and additional information please reference canada.dixonvalve.com.

Global Adapter x ANSI Flange

C
Cam & Groove



Size	Aluminum Part #
4"	G400-AL-AL
6"	G600-AL-AL

Global Coupler x ANSI Flange



Size	Aluminum Part #
4"	G400-DL-AL
6"	G600-DL-AL

Handles for Aluminum / Brass Global Couplers

Feature:


- supplied complete with ring and pin



Fits on sizes	Investment Stainless Part #
½", ¾" 1"	G75HRP G100HRP
1½" & 2" 3" - 5" 6"	G152HRPSI G34HRPSI G600HRPSI



Fits on sizes	Forged Brass Part #
1¼" - 2½" 3" - 5" 6" and 8"	G152HRP G34HRP G600HRP

- Global Dixon handle assemblies are to only be used with global Dixon parts (not domestic). Handles do not interchange with other manufacturer's handles or couplers. 


Handles for Stainless Global Couplers

Feature:

- supplied complete with ring and pin



Fits on sizes	Investment Stainless Part #
½", ¾" 1"	G75HRPSS G100HRPSS
1¼" - 2½" 3" - 5" 6"	G125250HRPSS G300400HRPSS G600HRPSS

- Global Dixon handle assemblies are to only be used with global Dixon parts (not domestic). Handles do not interchange with other manufacturer's handles or couplers. 

Safety Clip for Global Couplers



Zinc Plated Carbon Steel Part #	Bag Qty
GSAFETYCLIP	25

Cam and Groove x NST

Features:

- powder coated aluminum adapter
- for suction and low pressure discharge only
- other sizes, configurations and materials available, contact Dixon® for information

Cam & Groove

Type A x Female NST (NH)

Adapter Size	Female NST (NH) Thread	Aluminum Part #
1½"	1½"	G150-A-ALNST
2½"	2½"	G250-A-ALNST
3"	2½"	3025-A-ALNST



Type B x Male NST (NH)

Feature:

- Buna seals standard

Coupler Size	Male NST (NH) Thread	Aluminum Part #
1½"	1½"	G150-B-ALNST
2"	1½"	2015-B-ALNST
2½"	2½"	G250-B-ALNST
3"	2½"	3025-B-ALNST



Type D x Female NST (NH)

Feature:

- Buna seals standard

Coupler Size	Female NST (NH) Thread	Aluminum Part #
1½"	1½"	G150-D-ALNST
2"	2½"	2025-D-ALNST
2½"	2½"	G250-D-ALNST
3"	2½"	3025-D-ALNST



Type F x Male NST (NH)

Adapter Size	Male NST (NH) Thread	Aluminum Part #
1½"	1½"	G150-F-ALNST
2"	2½"	2025-F-ALNST
2½"	2½"	G250-F-ALNST
3"	2½"	3025-F-ALNST




Type A Adapters
adapter x female NPT

Cam & Groove




Features:

- maximum operating pressure: **125 PSI** (½" - 1"), **100 PSI** (1¼" - 2"), **60 PSI** (3") and **50 PSI** (4"); recommendations based on the use of mating Dixon® fittings at an ambient temperature of **70°F (21°C)** with standard seal installed
- ½" couplers and adapters will interchange with ¾" couplers and adapters, only the threads and barbs are ½"
- 1¼" couplers and adapters will interchange with 1½" couplers and adapters, only the threads and barbs are 1¼"
- NOT recommended for use with PTFE gaskets. NOT recommended for use with PTFE  gaskets. Polypropylene cam & groove should not be mixed with metal fittings.

Size	Glass-Filled Polypropylene Part #	Optional Qty
¾" x ½"	PPA50	24
¾"	PPA75	24
1"	PPA100	24
1½" x 1¼"	PPA125	24
1½"	PPA150	24
2"	PPA200	24
3"	PPA300	24
4"	PPA400	8

Type B Couplers
coupler x male NPT

Features:

- supplied with EPDM gaskets, 304 stainless steel handles and pins
- maximum operating pressure: **125 PSI** (½" - 1"), **100 PSI** (1¼" - 2"), **60 PSI** (3") and **50 PSI** (4"); recommendations based on the use of mating Dixon® fittings at an ambient temperature of **70°F (21°C)** with standard seal installed
- ½" couplers and adapters will interchange with ¾" couplers and adapters, only the threads and barbs are ½"
- 1¼" couplers and adapters will interchange with 1½" couplers and adapters, only the threads and barbs are 1¼"
- replacements: gasket use EPR on page 164, key rings use **R200SS** on page 167, safety clip use **GSAFETYCLIP** on page 178
- NOT recommended for use with PTFE gaskets. Polypropylene cam & groove  should not be mixed with metal fittings.




Size	Glass-Filled Polypropylene Part #	Optional Qty
¾" x ½"	PPB50	24
¾"	PPB75	24
1"	PPB100	24
1½" x 1¼"	PPB125	24
1½"	PPB150	24
2"	PPB200	24
3"	PPB300	24
4"	PPB400¹	8

¹ 4" coupler has 4 handles

Type C Couplers coupler x hose shank

Features:

- supplied with EPDM gaskets, 304 stainless steel handles and pins
- maximum operating pressure: **125 PSI** (½" - 1"), **100 PSI** (1¼" - 2"), **60 PSI** (3") and **50 PSI** (4"); recommendations based on the use of mating Dixon® fittings at an ambient temperature of **70°F (21°C)** with standard seal installed
- ½" couplers and adapters will interchange with ¾" couplers and adapters, only the threads and barbs are ½"
- 1¼" couplers and adapters will interchange with 1½" couplers and adapters, only the threads and barbs are 1¼"
- replacements: gasket use EPR on page 164, pull rings use **R200SS** on page 167, safety clip use **GSAFETYCLIP** on page 178
- NOT recommended for use with PTFE gaskets. Polypropylene cam and groove should not be mixed with metal fittings. 




Size	Glass-Filled Polypropylene Part #	Optional Qty
¾" x ½"	PPC50	24
¾"	PPC75	24
1"	PPC100	24
1½" x 1¼"	PPC125	24
1½"	PPC150	24
2"	PPC200	24
3"	PPC300	24
4"	PPC400 ¹	8

¹ 4" coupler has 4 handles

Type D Couplers coupler x female NPT

Features:

- supplied with EPDM gaskets, 304 stainless steel handles and pins
- maximum operating pressure: **125 PSI** (½" - 1"), **100 PSI** (1¼" - 2"), **60 PSI** (3") and **50 PSI** (4"); recommendations based on the use of mating Dixon® fittings at an ambient temperature of **70°F (21°C)** with standard seal installed
- ½" couplers and adapters will interchange with ¾" couplers and adapters, only the threads and barbs are ½"
- 1¼" couplers and adapters will interchange with 1½" couplers and adapters, only the threads and barbs are 1¼"
- replacements: gasket use EPR on page 164, pull rings use **R200SS** on page 167, safety clip use **GSAFETYCLIP** on page 178
- NOT recommended for use with PTFE gaskets. Polypropylene cam and groove should not be mixed with metal fittings. 




Size	Glass-Filled Polypropylene Part #	Optional Qty
¾" x ½"	PPD50	24
¾"	PPD75	24
1"	PPD100	24
1½" x 1¼"	PPD125	24
1½"	PPD150	24
2"	PPD200	24
3"	PPD300	24
4"	PPD400 ¹	8

¹ 4" coupler has 4 handles

Type E Adapters adapter x hose shank

Features:


- maximum operating pressure: **125 PSI** (½" - 1"), **100 PSI** (1¼" - 2"), **60 PSI** (3") and **50 PSI** (4"); recommendations based on the use of mating Dixon® fittings at an ambient temperature of **70°F (21°C)** with standard seal installed
- ½" couplers and adapters will interchange with ¾" couplers and adapters, only the threads and barbs are ½"
- 1¼" couplers and adapters will interchange with 1½" couplers and adapters, only the threads and barbs are 1¼"
- NOT recommended for use with PTFE gaskets. Polypropylene cam & groove should not be mixed with metal fittings. 



Size	Glass-Filled Polypropylene Part #	Optional Qty
¾" x ½"	PPE50	24
	PPE75	24
	PPE100	24
1½" x 1¼"	PPE125	24
	PPE150	24
	PPE200	24
	PPE300	24
4"	PPE400	8

Type F Adapters adapter x male NPT

Features:

- maximum operating pressure: **125 PSI** (½" - 1"), **100 PSI** (1¼" - 2"), **60 PSI** (3") and **50 PSI** (4"); recommendations based on the use of mating Dixon® fittings at an ambient temperature of **70°F (21°C)** with standard seal installed
- ½" couplers and adapters will interchange with ¾" couplers and adapters, only the threads and barbs are ½"
- 1¼" couplers and adapters will interchange with 1½" couplers and adapters, only the threads and barbs are 1¼"
- NOT recommended for use with PTFE gaskets. Polypropylene cam & groove should not be mixed with metal fittings. 



Size	Glass-Filled Polypropylene Part #	Optional Qty
¾" x ½"	PPF50	24
	PPF75	24
	PPF100	24
1½" x 1¼"	PPF125	24
	PPF150	24
	PPF200	24
	PPF300	24
4"	PPF400	8

Dust Caps and Plugs

Features:

- Dust caps and dust plugs are not to be used in pressure applications for safety and environmental reasons.
- NOT recommended for use with PTFE gaskets. Polypropylene cam & groove should not be mixed with metal fittings
- supplied with EPDM gaskets, 304 stainless steel handles and pins
- replacements: gasket use EPR on page 164, key rings use **R200SS** on page 167, safety clip use **GSAFETYCLIP** on page 178

Type H Dust Caps

Size	Glass-Filled Polypropylene Part #	Optional Qty
¾"	PPH75	24
1"	PPH100	24
1½"	PPH150	24
2"	PPH200	24
3"	PPH300	24
4"	PPH400¹	8

¹ 4" coupler has 4 handles



Type P Dust Plugs

Size	Glass-Filled Polypropylene Part #	Optional Qty
¾"	PPP75	24
1"	PPP100	24
1½"	PPP150	24
2"	PPP200	24
3"	PPP300	24
4"	PPP400	8




Type A 90° Elbows
adapter x female NPT

Cam & Groove



Features:


- maximum operating pressure: **100 PSI** (1½" - 2"); recommendations based on the use of mating Dixon® fittings at an ambient temperature of **70°F (21°C)** with standard seal installed
- for use at elevated temperatures or other unusual operating conditions, consult Dixon®
- NOT recommended for use with PTFE gaskets. NOT recommended for use with PTFE gaskets. Polypropylene cam & groove should not be mixed with metal fittings. 

Size	Glass-Filled Polypropylene Part #	Optional Qty
1½"	90PPA150	24
2"	90PPA200	24

Type C 90° Elbows
coupler x hose shank



Features:


- supplied with EPDM gaskets, 304 stainless steel handles and pins
- maximum operating pressure: **100 PSI** (1½" - 2"); recommendations based on the use of mating Dixon® fittings at an ambient temperature of **70°F (21°C)** with standard seal installed
- for use at elevated temperatures or other unusual operating conditions, consult Dixon®
- NOT recommended for use with PTFE gaskets. Polypropylene cam and groove should not be mixed with metal fittings. 

Size	Glass-Filled Polypropylene Part #	Optional Qty
1½"	90PPC150	24
2"	90PPC200	24

Type D 90° Elbows
coupler x female NPT



Features:


- supplied with EPDM gaskets, 304 stainless steel handles and pins
- maximum operating pressure: **100 PSI** (1½" - 2"); recommendations based on the use of mating Dixon® fittings at an ambient temperature of **70°F (21°C)** with standard seal installed
- for use at elevated temperatures or other unusual operating conditions, consult Dixon®
- NOT recommended for use with PTFE gaskets. Polypropylene cam and groove should not be mixed with metal fittings. 

Size	Glass-Filled Polypropylene Part #	Optional Qty
1½"	90PPD150	24
2"	90PPD200	24

Type F 90° Elbows
adapter x male NPT



Features:

- maximum operating pressure: **100 PSI** (1½" - 2"); recommendations based on the use of mating Dixon® fittings at an ambient temperature of **70°F (21°C)** with standard seal installed
- for use at elevated temperatures or other unusual operating conditions, consult Dixon®
- NOT recommended for use with PTFE gaskets. Polypropylene cam & groove should not be mixed with metal fittings. 

Size	Glass-Filled Polypropylene Part #	Optional Qty
1½"	90PPF150	24
2"	90PPF200	24

King™ Combination Nipples	186 to 191	Garden Hose Fittings	230 to 241
NPT threaded	186	Standard shanks.....	230, 232
Beveled end.....	187	Short shanks.....	231 to 232
Grooved end.....	187	Menders.....	232
BSPT end	187	Long shank.....	233
Jump size NPT threaded.....	188	Spray hose	234
For Plastic pipe NPT threaded	188	GHT zinc.....	235
Global NPT threaded.....	188	GHT adapters	235 to 237
150# ASA flange.....	189	Washers	238
Turned back.....	189	Caps	238
Notched turned back	190	Nuts	238
Notched ferrules	190	Compression bibb faucet.....	239
PF shank	191	Quick connect assembly.....	239
External swage notched	191	Valves	240
External swage ferrules	191	Y	240
Short crimp sleeves	192	Manifold.....	241
King Nipples	193	Back flow preventer.....	241
Steel round	193	Radiator bibb	241
Steel hex.....	193	Gooseneck	241
Shank Couplings	194 to 201	Plastic Barbs & Inserts	242 to 248
Suction couplings	194 to 195	Hose shank x male NPT.....	242
Short shank	195, 197	Tuff-Lite™	242 to 248
Long shank.....	196, 198, 199	Agri-Lock Style Couplings	249 to 252
Spanner wrenches.....	196	Type A.....	249 to 252
Spray hose	200	Bauer Style Couplings	253 to 257
Gaskets	201	Type B	254 to 257
Strainers, Skimmers & Foot Valves ..	202 to 204		
Strainers	202, 203		
Skimmers.....	203		
Foot valves	204		
Hose Barbs & Inserts	205 to 229		
Hose menders	205 to 206		
Male x hose barbs	207 to 08		
Female x hose barbs	208 to 209		
Elbows.....	210		
Splicers.....	211		
SAE / JIC.....	212 to 213		
Ferrules for air & fluid	214		
Ferrules for fluid.....	214		
Ribbed and plain dies.....	215		
Crimpers	216 to 218		
Crimp dies	217 to 218		
Push-on	219 to 226		
Reusable	227 to 229		

King™ Combination Nipples

⚠ WARNING**Applications:**

- Recommended for low-pressure discharge and suction service for compatible liquids.
Sizes 1¼" and above are not for compressible products such as air or nitrogen.
- **King™ Combination Nipples are not recommended for steam.**
- *The working pressure may vary with the construction of the hose, the type of clamping system used and the application. Consult Dixon® for recommendations.*
- In accordance with the Association for Rubber Products Manufacturers (ARPM) bulletin for oil suction and discharge hose, a coupled length of hose in any size, should be tested to 1½ times the working pressure and held for fifteen minutes without leaking or coupling movement. For additional information and detailed instruction on testing procedures, see the Association for Rubber Products Manufacturers (ARPM) handbook.

NPT Threaded End with Knurled Wrench Grip



Size	Opt Qty	Unplated Steel Part #	Plated Steel Part #	Brass Part #	Aluminum Part #
½"	50	ST1 ²	STC1 ²	BST1	AST1
¾"	50	ST5 ²	STC5 ²	BST5	AST5
1"	50	ST10 ²	STC10 ²	BST10	AST10
1¼"	50	ST15 ²	STC15 ²	---	---
1½"	50	ST20 ²	STC20 ²	---	---
2"	25	ST25 ²	STC25 ²	---	---

- For additional information on pipe dimensions please reference canada.dixonvalve.com.

NPT Threaded End No Knurl



Size	Opt Qty	Unplated Steel Part #	Plated Steel Part #	Brass Part #	Aluminum Part #
1¼"	50	---	---	BST15	AST15
1½"	50	---	---	BST20	AST20
2"	25	---	---	BST25	AST25
2½"	10	ST30 ²	STC30 ²	BST30	AST30
3"	10	ST35 ²	STC35 ²	BST35	AST35
4"	4	ST40 ²	STC40 ²	BST40	AST40
5"	4	ST50 ²	STC50 ²	---	AST50
6"	2	ST60 ²	STC60 ²	---	AST60
8"	2	ST80 ²	STC80 ²	---	---
10"	1	ST100 ²	STC100	---	---
12"	1	ST120 ²	STC120	---	---



Size	Opt Qty	316 Stainless Steel Part #	Hastelloy® Part #
½"	50	RST1 ¹	---
¾"	50	RST5 ¹	---
1"	50	RST10	---
1¼"	50	RST15	---
1½"	50	RST20	---
2"	25	RST25	HST25
2½"	10	RST30	---
3"	10	RST35	HST35
4"	4	RST40	---
5"	4	RST50	---
6"	4	RST60	---
8"	2	RST80	---

¹ made from investment casting

² ½" through 8" steel (ST and STC Series) nipples are globally sourced.

- For additional information on pipe dimensions please reference canada.dixonvalve.com.

King™ Combination Nipples
Beveled End

- Beveled ends (in *brass*) are available in select sizes. Consult Dixon® for prices and availability.

Hose ID	Unplated Steel Part #	Opt Qty	316 Stainless Steel Part #	Opt Qty	Aluminum Part #
1/2"	STB1	50	---	--	---
3/4"	STB5	50	RSTB5	50	---
1"	STB10	50	RSTB10	50	ASTB10
1 1/4"	STB15	50	RSTB15	50	ASTB15
1 1/2"	STB20	50	RSTB20	50	ASTB20
2"	STB25	25	RSTB25	25	ASTB25
2 1/2"	STB30	10	RSTB30	10	ASTB30
3"	STB35	10	RSTB35	10	ASTB35
4"	STB40	4	RSTB40	4	ASTB40
5"	STB50	4	---	--	ASTB50
6"	STB60	2	RSTB60	4	ASTB60
8"	STB80	2	RSTB80	2	ASTB80
10"	STB100	1	---	--	ASTB100
12"	STB120	1	---	--	---



- For additional information on pipe dimensions please reference canada.dixonvalve.com.

King™ Combination Nipples
Grooved End

- Grooved ends (in *brass* and *aluminum*) are available in select sizes. Consult Dixon® for prices and availability.
- See pages 686 - 698 for our complete line of groove style fittings.

Hose ID	Unplated Steel Part #	Opt Qty	316 Stainless Steel Part #	Opt Qty
1"	STV10	50	---	---
1 1/4"	STV15	50	---	---
1 1/2"	STV20	50	RSTV20	50
2"	STV25	25	RSTV25	25
2 1/2"	STV30	10	---	---
3"	STV35	10	RSTV35	10
4"	STV40	4	RSTV40	5
5"	STV50	4	---	---
6"	STV60	4	---	---
8"	STV80	2	---	---
10"	STV100	1	---	---
12"	STV120	1	---	---



- For additional information on pipe dimensions please reference canada.dixonvalve.com.

King™ Combination Nipples
BSPT End

Size	Plated Steel Part #	Opt Qty	316 Stainless Steel Part #	Opt Qty
1"	STC10A	50	RST10A	50
1 1/4"	STC15A	50	RST15A	50
1 1/2"	STC20A	50	RST20A	50
2"	STC25A	50	RST25A	25
2 1/2"	STC30A	10	RST30A	10
3"	STC35A	10	RST35A	10
4"	STC40A	4	RST40A	4
6"	STC60A	2	RST60A	2





reducer



increaser

Jump Size King™ Combination Nipples

NPT Threaded End

Hose Shank	Male NPT	Plated Steel Part #	316 Stainless Steel Part #
¾"	½"	---	RST0501
	1"	STC0510	RST0510
1"	¾"	STC1005	RST1005
	1¼"	STC1015	RST1015
1¼"	1"	STC1510	RST1510
	1½"	STC1520	RST1520
1½"	1¼"	STC2015	RST2015
	2"	STC2025	RST2025
1¾"	2"	STC175200	---
2"	1½"	STC2520	RST2520
	2½"	STC2530	---
	3"	STC2535	RST2535
2½"	2"	STC3025	---
	3"	STC3035	---
3"	2"	STC3525	RST3525
	2½"	STC3530	---
	4"	STC3540	---
4"	3"	STC4035	---

- For additional information on pipe dimensions please reference canada.dixonvalve.com.

King™ Combination Nipples for Plastic Pipe

NPT Threaded End



Size	Plated Steel Part #	Optional Qty
½"	SAP1	50
¾"	SAP6	50
1"	SAP11	50
1¼"	SAP16	50
1½"	SAP21	50
2"	SAP26	25

- For additional information on pipe dimensions please reference canada.dixonvalve.com.

Global King™ Combination Nipples

NPT Threaded End

⚠ WARNING

Features:

- Combination nipples are recommended for low-pressure discharge and suction service for compatible liquids. **Sizes 1¼" and above are not for compressible products such as air or nitrogen.**
- **Global King™ Combination Nipples are not recommended for steam.**
- *The working pressure may vary with the construction of the hose, the type of clamping system used and the application. Consult Dixon® for recommendations.*
- In accordance with the Association for Rubber Products Manufacturers (ARPM) bulletin for oil suction and discharge hose, a coupled length of hose in any size, should be tested to 1½ times the working pressure and held for fifteen minutes without leaking or coupling movement. For additional information and detailed instruction on testing procedures, see the Association for Rubber Products Manufacturers (ARPM) handbook.



Size	Plated Steel Part #	Opt Qty
½"	GSTC1	100
¾"	GSTC5	100
1"	GSTC10	50
1¼"	GSTC15	50
1½"	GSTC20	50
2"	GSTC25	25
2½"	GSTC30	10
3"	GSTC35	10
4"	GSTC40	4
5"	GSTC50	4
6"	GSTC60	4

Flanged King™ Combination Nipples
150# ASA

Size	Steel Part #	316 Stainless Steel Part #
1½"	FST20	RFST20
2"	FST25	RFST25
3"	FST35	RFST35
4"	FST40	RFST40
6"	FST60	RFST60
8"	FST80	RFST80
10"	FST100	RFST100
12"	FST120	RFST120



Industrial Hose
Fittings

- For flange dimensions, diagrams and additional information on pipe dimensions please reference canada.dixonvalve.com.

King™ Turned Back Hose Nipples for Floating Flanges

Features:

- A turned back nipple, when used in a floating flange assembly, allows the flange to be aligned without stressing (twisting) the hose. This generally increases the hose's service life by eliminating a common cause of premature hose failure.
- for use with Lap Joint flanges shown on page 684

Size	Plated Carbon Steel Part #	316 Stainless Steel Part #
1"	N10	RN10
1¼"	N15	RN15
1½"	N20	RN20
2"	N25	RN25
2½"	N30	RN30
3"	N35	RN35
4"	N40	RN40
6"	N60	RN60
8"	N80	RN80
10"	N100	RN100
12"	N120	RN120



- For additional information on pipe dimensions please reference canada.dixonvalve.com.

Notched Turned Back Nipples

Features:

- When used with an appropriate notched ferrule, these fittings can be swaged or crimped onto hose providing improved shank retention.
- When used with double bolt or band clamps, notched turn back nipples provide shank retention similar to that of the King™ turned back nipples.
- The stem can be removed from a damaged hose by cutting away the ferrule without necessarily damaging the fitting.
- For use with lap joint flanges on page 684.



Special pushers required:

1½" stem - RN150NOPUSH

2" stem - RN200NOPUSH

2½" stem - RN250NOPUSH

3" stem - RN300NOPUSH

4" stem - RN400NOPUSH

Size	Carbon Steel Part #	316 Stainless Steel Part #
1½"	N150NO	RN150NO
2"	N200NO	RN200NO
2½"	N250NO	RN250NO
3"	N300NO	RN300NO
4"	N400NO	RN400NO

- For additional information on pipe dimensions please reference canada.dixonvalve.com.

Notched Ferrules

- reference notched shanks above and adapters on page 139
- Dixon® stems and ferrules are specifically designed to be used together as a coupling system. Due to differences in dimensions and tolerances for safety reasons, do not use other manufacturer's stems or ferrules with Holedall™ products.



Size	Hose OD		304 Stainless Steel Part #
	From	To	
1½"	1-60/64"	2-12/64"	GAS2334NO
	2-4/64"	2-22/64"	GAS2370NO
2"	2-30/64"	2-44/64"	GAS2709NO
	2-42/64"	2-54/64"	GAS2885NO
2½"	2-54/64"	3"	GAS3012NO
	3-1/64"	3-13/64"	GAS3260NO
3"	3-30/64"	3-46/64"	GAS3760NO
	3-47/64"	3-54/64"	GAS3885NO
4"	4-40/64"	4-47/64"	GAS5010NO

PF Shank King™ Combination Nipples

NPT Threaded End

Application:

- This shank design was developed specifically for chemical transport hoses having Crosslinked Polyethylene (XLPE) or Ultra High Molecular Weight Polyethylene (UHMW) tubes, where shank retention can be a problem when using conventional band clamps.

Features:

- PF shank King™ Combination nipples have the same shank pattern as found on the PF style cam and groove fittings sold on page 138.
- recommended for discharge and suction service



- **Not intended for compressed air**
- working pressure is given at 70°F (21°C) maximum
- *The working pressure may vary with the construction of the hose, the type of clamping system used and the application. Consult Dixon® for recommendations.*



Size	Working PSI	Plated Steel Part #	316 Stainless Steel Part #
2"	250	ST25PF	RST25PF
3"	125	ST35PF	RST35PF
4"	100	ST40PF	RST40PF
6"	75	ST60PF	RST60PF

- Beveled ends for welding are also available. Contact Dixon® for further information.
- For additional information on pipe dimensions please reference canada.dixonvalve.com.

External Swage Notched NOS Stems

⚠ WARNING

The notched system allows you to better manage your inventories. You can stock one stem and two ferrules, and cover the same hose range with less inventory. *You must purchase a fitting and the matching ferrule to create an assembly.*

Features:

- For hose outside diameters of 2-4/64" and below, *couplings are crimp only.*
- For hose outside diameters of 2-5/64" and above, couplings can be crimped or swaged.
- See page 144 for cam and groove style notched NOS fittings.



Only use the NOS shank with the NOS ferrules. Due to differences in dimensions and tolerances for safety reasons, do not use other manufacturer's stems or ferrules with Dixon® Holedall™ products.



Size	PSI	316 Stainless Steel Part #
1½"	250	RST150NOS
2"	250	RST200NOS
3"	250	RST300NOS
4"	¹	RST400NOS

¹ Contact Dixon® for pressure information

Notched NOS Ferrules

- reference notched shanks above and adapters on page 140

Size	Hose OD		304 Stainless Steel Part #
	From	To	
1½"	1-60/64"	2-12/64"	GAS2334NOS
	2-4/64"	2-22/64"	GAS2370NOS
2"	2-30/64"	2-44/64"	GAS2709NOS
	2-42/64"	2-54/64"	GAS2885NOS
3"	3-30/64"	3-46/64"	GAS3760NOS
	3-47/64"	3-54/64"	GAS3885NOS
4"	4-40/64"	4-47/64"	GAS5010NOS



Short Crimp Sleeves

Features:

- for use with King™ Combination Nipples only
- a reliable alternative to band clamps
- not for use with Dixon® King Crimp™ Style Shanks




Hose ID	Hose OD		Sleeve ID	Sleeve Wall Thickness	Sleeve Overall Length	Carbon Steel Part #	
	From	To					
¾"	1-5/64"	1-8/64"	1.1875"	.059"	1.25"	CSS075-3CS	
	1-5/64"	1-8/64"	1.1875"	.059"	2.138"	CS075-3CS	
	1-9/64"	1-12/64"	1.250"	.059"	1.25"	CSS075-4CS	
	1-9/64"	1-12/64"	1.250"	.059"	2.138"	CS075-4CS	
	1-17/64"	1-20/64"	1.375"	.059"	1.25"	CSS075-6CS	
	1-17/64"	1-20/64"	1.375"	.059"	2.138"	CS075-6CS	
1"	1-21/64"	1-24/64"	1.438"	.062"	1½"	CSS100-3CS	
	1-25/64"	1-28/64"	1.500"	.062"	1½"	CSS100-4CS	
	1-29/64"	1-32/64"	1.563"	.062"	1½"	CSS100-5CS	
	1-33/64"	1-36/64"	1.625"	.062"	1½"	CSS100-6CS	
	1-37/64"	1-40/64"	1.688"	.062"	1½"	CSS100-7CS	
	1-41/64"	1-44/64"	1.750"	.062"	1½"	CSS100-8CS	
1½"	1-41/64"	1-44/64"	1.750"	.062"	1¾"	CSS150-1CS	
	1-45/64"	1-48/64"	1.813"	.062"	1¾"	CSS150-2CS	
	1-49/64"	1-52/64"	1.875"	.062"	1¾"	CSS150-3CS	
	1-53/64"	1-56/64"	1.938"	.062"	1¾"	CSS150-4CS	
	1-57/64"	1-60/64"	2.000"	.062"	1¾"	CSS150-5CS	
	1-61/64"	2"	2.063"	.062"	1¾"	CSS150-6CS	
	2-1/64"	2-4/64"	2.125"	.062"	1¾"	CSS150-7CS	
	2-5/64"	2-8/64"	2.188"	.062"	1¾"	CSS150-8CS	
	2-9/64"	2-12/64"	2.250"	.062"	1¾"	CSS150-9CS	
2"	2-21/64"	2-24/64"	2.438"	.062"	2"	CSS200-3CS	
	2-25/64"	2-28/64"	2.500"	.062"	2"	CSS200-4CS	
	2-29/64"	2-32/64"	2.563"	.062"	2"	CSS200-5CS	
	2-33/64"	2-36/64"	2.625"	.062"	2"	CSS200-6CS	
	2-37/64"	2-40/64"	2.688"	.062"	2"	CSS200-7CS	
	2-41/64"	2-44/64"	2.750"	.062"	2"	CSS200-8CS	
	2-45/64"	2-48/64"	2.813"	.062"	2"	CSS200-9CS	
	2-49/64"	2-52/64"	2.875"	.062"	2"	CSS200-10CS	
	2-53/64"	2-56/64"	2.938"	.062"	2"	CSS200-11CS	
	2-57/64"	2-60/64"	3.000"	.062"	2"	CSS200-12CS	
	3"	3-13/64"	3-16/64"	3.313"	.090"	2⅝"	CSS300-1CS
		3-17/64"	3-20/64"	3.375"	.090"	2⅝"	CSS300-2CS
3-21/64"		3-24/64"	3.438"	.090"	2⅝"	CSS300-3CS	
3-25/64"		3-28/64"	3.500"	.090"	2⅝"	CSS300-4CS	
3-29/64"		3-32/64"	3.563"	.090"	2⅝"	CSS300-5CS	
3-33/64"		3-36/64"	3.625"	.090"	2⅝"	CSS300-6CS	
3-37/64"		3-40/64"	3.688"	.090"	2⅝"	CSS300-7CS	
3-41/64"		3-44/64"	3.750"	.090"	2⅝"	CSS300-8CS	
3-45/64"		3-48/64"	3.813"	.090"	2⅝"	CSS300-9CS	
3-49/64"		3-52/64"	3.875"	.090"	2⅝"	CSS300-10CS	
3-53/64"		3-56/64"	3.938"	.090"	2⅝"	CSS300-11CS	
3-57/64"		3-60/64"	4.000"	.090"	2⅝"	CSS300-12CS	
4"	4-29/64"	4-32/64"	4.563"	.090"	3-15/32"	CSS400-5CS	
	4-33/64"	4-36/64"	4.625"	.090"	3-15/32"	CSS400-6CS	
	4-37/64"	4-40/64"	4.688"	.090"	3-15/32"	CSS400-7CS	
	4-41/64"	4-44/64"	4.750"	.090"	3-15/32"	CSS400-8CS	
	4-45/64"	4-48/64"	4.813"	.090"	3-15/32"	CSS400-9CS	
	4-49/64"	4-52/64"	4.875"	.090"	3-15/32"	CSS400-10CS	
	4-53/64"	4-56/64"	4.938"	.090"	3-15/32"	CSS400-11CS	
	4-57/64"	4-60/64"	5.000"	.090"	3-15/32"	CSS400-12CS	



King™ Steel Round Nipples for one clamp

Hose Size	NPT Size	Unplated Steel Part #	Optional Qty
5/8"	1/2"	KRN541	100
3/4"	1/2"	KRN641	50
1"	3/4"	KRN861	25



Industrial Hose Fittings

King™ Steel Round Nipples for two clamps

Hose Size	NPT Size	Unplated Steel Part #	Optional Qty
1/2"	1/4"	KRN422	100
	3/8"	KRN432	100
5/8"	1/2"	KRN542	100
3/4"	1/2"	KRN642	50
	3/4"	KRN662	50
1"	3/4"	KRN862	50
	1"	KRN882	50
1 1/4"	1"	KRN1082	25
1 1/2"	1 1/4"	KRN1210	25
2"	1 1/2"	KRN1612	20



King™ Steel Hex Nipples for one clamp

Hose Size	NPT Size	Plated Steel Part #	Optional Qty
1/4"	1/4"	KHN221	50
3/8"	1/4"	KHN321	100
	3/8"	KHN331	100
	1/2"	KHN341	100
1/2"	1/4"	KHN421	50
	3/8"	KHN431	50
	1/2"	KHN441	50
	3/4"	KHN461	50
3/4"	1/2"	KHN641	50
	3/4"	KHN661	50
1"	3/4"	KHN861	25
	1"	KHN881	25



King™ Steel Hex Nipples for two clamps

Hose Size	NPT Size	Plated Steel Part #	Optional Qty
1/4"	1/4"	KHN222	100
3/8"	1/4"	KHN322	100
	3/8"	KHN332	50
	1/2"	KHN342	100
1/2"	1/4"	KHN422	100
	3/8"	KHN432	100
	1/2"	KHN442	50
	3/4"	KHN462	50
3/4"	1/2"	KHN642	50
	3/4"	KHN662	50
1"	3/4"	KHN862	25
	1"	KHN882	25




King™ Short Shank Suction Hose Couplings NPSM Thread

Application:

- for suction or discharge of water

Size	Aluminum shank with Brass nut Complete Part #	Opt Qty	Aluminum shank with Brass nut Female Part #	Aluminum Male Part #
1½"	CAB150	60	FAB150	MA150
2"	CAB200	40	FAB200	MA200
2½"	CAB250	30	FAB250	MA250
3"	CAB300	18	FAB300	MA300
4"	CAB400	8	FAB400	MA400
6"	CAB600	6	FAB600	MA600



complete



female

1" - 2½"
male3" - 6"
male

Size	Brass shank with Brass nut Complete Part #	Brass shank with Brass nut Female Part #	Brass Male Part #
1¼"	CBB125	FBB125	MB125
1½"	CBB150	FBB150	MB150
2"	CBB200	FBB200	MB200
2½"	CBB250	FBB250	MB250
3"	CBB300	FBB300	MB300
4"	CBB400	FBB400	MB400

Size	Plated Iron shank with Plated Iron nut Complete Part #	Plated Iron shank with Plated Iron nut Female Part #	Plated Iron Male Part #
1"	S33 ¹	S12 ¹	S10
1¼"	S48	S17	S15
1½"	S63	S22	S20
2"	S78	S27	S25
2½"	S93	S32	S30
3"	S111	S38	S36
4"	S123	S42	S40
5"	---	S57	S55
6"	S183	S62	S60

Size	Plated Iron shank with Brass nut Complete Part #	Plated Iron shank with Brass nut Female Part #	Plated Iron Male Part #
1"	SB33 ¹	SB12 ¹	S10
1¼"	SB48	SB17	S15
1½"	SB63	SB22	S20
2"	SB78	SB27	S25
2½"	SB93	SB32	S30
3"	SB111	SB38	S36
4"	SB123	SB42	S40
5"	---	SB57	S55
6"	SB183	SB62	S60

¹ 1" fittings have a hex nut design

- complete couplings supplied with rubber gaskets
- Replacement gaskets (KRW standard) are available, see page 201.


King™ Short Shank Suction Hose Couplings
NST Couplings

Industrial Hose
Fittings

Application:

- for suction or discharge of water

Size	Aluminum shank with Brass nut Complete Part #	Aluminum shank with Brass nut Female Part #	Aluminum Male Part #
1½"	CAB150N	FAB150N	MA150N
2½"	CAB250N	FAB250N	MA250N
Size	Brass shank with Brass nut Complete Part #	Brass shank with Brass nut Female Part #	Brass Male Part #
1½"	BS63N	BS22N	BS201
2½"	BS93N	BS32N	BS301
Size	Plated Iron shank with Plated Iron nut Complete Part #	Plated Iron shank with Plated Iron nut Female Part #	Plated Iron Male Part #
1½"	S63N	S22N	S201
2½"	S93N	S32N	S301
Size	Plated Iron shank with Brass nut Complete Part #	Plated Iron shank with Brass nut Female Part #	Plated Iron Male Part #
1½"	SB63N	SB22N	S201
2½"	SB93N	SB32N	S301




- NST (Common Fire Hose Thread) is also known as NH
- Replacement gaskets (KRW standard) are available, see page 201.

Steel King™ Short Shank Suction Couplings
NPSM Couplings

Application:

- for suction or discharge of water

Size	Plated Steel shank with Plated Iron nut Complete Part #	Plated Steel shank with Plated Iron nut Female Part #	Plated Steel Male Part #
1¼"	CSM125	FCSM125	MCS125
1½"	CSM150	FCSM150	MCS150
2"	CSM200	FCSM200	MCS200
2½"	CSM250	FCSM250	MCS250
3"	CSM300	FCSM300	MCS300
4"	CSM400	FCSM400	MCS400
6"	CSM600	FCSM600	MCS600
Size	Plated Steel shank with Brass nut Complete Part #	Plated Steel shank with Brass nut Female Part #	Plated Steel Male Part #
1¼"	CSB125	FCSB125	MCS125
1½"	CSB150	FCSB150	MCS150
2"	CSB200	FCSB200	MCS200
2½"	CSB250	FCSB250	MCS250
3"	CSB300	FCSB300	MCS300
4"	CSB400	FCSB400	MCS400
6"	CSB600	FCSB600	MCS600



- Replacement gaskets (KRW standard) are available, see page 201.

Super King™ Long Shank Hose Couplings
Female NPSM Couplings

Application:

- for liquid transfer where steel and stainless are preferred

Industrial Hose Fittings



pin lug nut



hex nut

Size	Shank Length	Plated Steel Shank with Brass Pin Lug Nut ¹ Part #	Plated Steel Shank with Iron Pin Lug Nut ¹ Part #
1¼"	4⅞"	SD15	SDMP15
1½"	4⅞"	SD20	SDMP20
2"	5"	SD25	SDMP25
2½"	5"	SD30	SDMP30
3"	5"	SD35	SDMP35
4"	5"	SD40	SDMP40

Size	Shank Length	316 Stainless Shank with Iron Pin Lug Nut ¹ Part #	316 Stainless Shank with Stainless Hex Nut ² Part #
1½"	4⅞"	---	RSHR20
2"	5"	RSDM25	RSDR25
3"	5"	RSDM35	---

¹ KLW leather gaskets standard

² PTFE gaskets standard

Male NPT Couplings



Size	Shank Length	Plated Steel Part #	316 Stainless Part #
1¼"	4-3/8"	SK16	---
1½"	4-5/32"	SK21	---
2"	5-5/16"	SK26	RSK26
2½"	5-5/16"	SK31	---
3"	5-1/2"	SK36	RSK36
4"	5-1/2"	SK46	---

- all Super King™ long shank couplings accept 3 band clamps

Pin Lug Spanner Wrenches

Single End



Size	Plated Iron Part #
2"	SW20
2½"	SW25
3"	SW30
4"	SW40
6"	SW60

Double End



Size	Plated Iron Part #
1½", 2" x 2½", 3"	SW153

- additional spanner wrenches are available on pages 795 - 798

Short Shank Hose Couplings

Complete NPSM Couplings

Size	316 Stainless Steel Part #
1/2"	RES404
3/4"	RES606
1"	RES808
1 1/4"	RES48
1 1/2"	RES63
2"	RES78



- Standard gasket is rubber (KRW); for FKM gaskets (KVW) see page 201.

Female NPSM Couplings

Size	316 Stainless Steel Part #
1/2"	RES444
3/4"	RES646
1"	RES848
1 1/4"	RES33
1 1/2"	RES43
2"	RES53



- Standard gasket is rubber (KRW); for FKM gaskets (KVW) see page 201.

Machined Short Shank Hose Couplings

Complete NPSM Couplings

Hose ID	NPSM Thread	Previous Part #	Brass Part #
1/2"	3/4"	---	BS406
3/4"	3/4"	---	BS606
1"	1"	BS808 ¹	5921616K ^{1,2}




¹ NPSH threads

² washer is **5911212W**

- use with KRW washers on page 201

Female NPSM Couplings

Hose ID	NPSM Thread	Brass Part #
1/2"	3/4"	BS446
5/8"	3/4"	BS546
3/4"	3/4"	BS646
1"	1"	BS848 ^{1,2}




¹ NPSH threads

² washer is **5911212W**

- use with KRW washers on page 201

Male NPSM Couplings

Hose ID	NPSM Thread	Brass Part #
1/2"	3/4"	BS416
3/4"	3/4"	BS616
1"	1"	BS818 ¹



¹ NPSH threads

- use with KRW washers on page 201

Long Shank Hose Couplings

Complete NPSM Couplings



plated steel

Hose ID	NPSM Thread	Plated Steel Part #	Plated Iron Part #	Previous Part #	Brass Part #
1/2"	1/2"	SLS404	---	---	BLS404
1/2"	3/4"	---	---	---	BLS406
5/8"	3/4"	---	---	---	BLS506
3/4"	3/4"	SLS606	---	---	BLS606
1"	1"	SLS808	---	BLS808	5951616K^{1,2}
1 1/4"	1 1/4"	---	MLS48	---	BLS48
1 1/2"	1 1/2"	---	MLS63	---	BLS63
2"	2"	---	MLS78	---	BLS78

¹ NPSH thread² washer is **5911616W**

- sizes 1/2" to 1" are machined; 1 1/4" to 2" are cast
- replacement gaskets (KRW standard) available on page 201

Female NPSM Couplings




plated steel

Hose ID	NPSM Thread	Plated Steel Part #	Plated Iron Part #	Brass Part #
1/2"	1/2"	SLS444	---	BLS444
1/2"	3/4"	---	---	BLS446
5/8"	3/4"	---	---	BLS546
3/4"	3/4"	SLS646	---	BLS646
1"	1"	SLS848	---	BLS848^{1,2}
1 1/4"	1 1/4"	---	MLS33	BLS33
1 1/2"	1 1/2"	---	MLS43	BLS43
2"	2"	---	MLS53	BLS53

¹ NPSH thread² washer is **5911616W**

- 1/2" to 1" are machined; 1 1/4" to 2" are cast
- replacement gaskets (KRW standard) available on page 201

Male NPSM Couplings



plated steel

Hose ID	NPSM Thread	Plated Steel Part #	Plated Iron Part #	Brass Part #
1/2"	1/2"	SLS414	---	BLS414
1/2"	3/4"	---	---	BLS416
5/8"	3/4"	---	---	BLS516
3/4"	3/4"	SLS616	---	BLS616
1"	1"	SLS818	---	BLS818¹
1 1/4"	1 1/4"	---	MLS15	BLS15
1 1/2"	1 1/2"	---	MLS20	BLS20
2"	2"	---	MLS25	BLS25


¹ NPSH thread

- 1/2" to 1" are machined; 1 1/4" to 2" are cast

Long Shank Hose Couplings

Complete NST Couplings

Hose ID	NST Thread	Brass Part #
1½"	1½"	BLS63NST
2½"	2½"	BLS93NST



Industrial Hose Fittings

- replacement gaskets (KRW standard) available on page 201
- for GHT long shank complete couplings see page 233

Female NST Couplings

Hose ID	NST Thread	Brass Part #
1½"	1½"	BLS150NST
2½"	2½"	BLS250NST



- replacement gaskets (KRW standard) available on page 201
- for GHT long shank female coupling see page 233

Male NST Couplings

Hose ID	NST Thread	Brass Part #
1½"	1½"	BLS20NST
2½"	2½"	BLS30NST



- for GHT long shank male coupling see page 233



Spray Hose Couplings

Complete NPSM Couplings

Hose ID	NPSM Thread	Plated Steel Part #
3/8"	3/4"	SS306
1/2"	1/2"	SS404
1/2"	3/4"	SS406
3/4"	3/4"	SS606
1"	1"	SS808

- for GHT spray hose complete coupling see page 234
- replacement KLW (leather gaskets) standard, can be found on page 201

Female NPSM Couplings



Hose ID	NPSM Thread	Plated Steel Part #
3/8"	3/4"	SS346
1/2"	1/2"	SS444
1/2"	3/4"	SS446
3/4"	3/4"	SS646
1"	1"	SS848

- for GHT spray hose female coupling see page 234
- replacement KLW (leather gaskets) standard, can be found on page 201

Male NPSM Couplings



Hose ID	NPSM Thread	Plated Steel Part #
3/8"	3/4"	SS316
1/2"	1/2"	SS414
1/2"	3/4"	SS416
3/4"	3/4"	SS616
1"	1"	SS818

- for GHT spray hose male coupling see page 234


Gaskets for Suction, Short, Long and Spray Hose Couplings

• for use on NPSM threaded couplings

Hose ID	Rubber (Styrene Butadiene) Part #	Neoprene Part #	FKM Part #
½"	KRW1	---	---
¾"	KRW5	KNW5	---
1"	KRW10	KNW10	KVW10
1¼"	KRW15	KNW15	---
1½"	KRW20	KNW20	KVW20
2"	KRW25	KNW25	KVW25
2½"	KRW30	KNW30	---
3"	KRW35	KNW35	KVW35
4"	KRW40	KNW40	---
5"	KRW50	---	---
6"	KRW60	KNW60	---
8"	KRW80	KNW80	---



rubber



neoprene



FKM



leather



rubber

Hose ID	Leather Part #	Rubber Part #
½"	KLW1	---
¾"	KLW5	---
1"	KLW10	---
1¼"	KLW15	---
1½"	KLW20	KRW2075¹
2"	KLW25	---
2½"	KLW30	KRW3075¹
3"	KLW35	---
4"	KLW40	---

¹ NST only threaded couplings

Strainers

Application:

- used on the submersed end of suction hose to prevent debris from entering the pump during operation


Round Hole Strainers

zinc plated steel



304 stainless steel

NPSM Size	Zinc Plated Steel Part #	304 Stainless Steel Part #
3/4"	RHS5	---
1"	RHS10	---
1 1/2"	RHS20	RRHS20
2"	RHS25	RRHS25
2 1/2"	RHS30	---
3"	RHS35	RRHS35
4"	RHS40	RRHS40
6"	RHS60	RRHS60
8"	RHS80	---
10"	RHS100	---
12"	RHS120	---

Square Hole Strainers

NPSM Size	Zinc Plated Steel Part #
2"	SHS25
3"	SHS35
4"	SHS40
6"	SHS60
8"	SHS80
10"	SHS100
12"	SHS120

Polypropylene Strainers

NPT Size	Black Polypropylene with 30% fiberglass Part #
1 1/2"	TSS20
2"	TSS25
3"	TSS35
4"	TSS40

Strainers

Round Hole Long Strainers

NPSM Size	Zinc Plated Steel Part #
1½"	RSS20
2"	RSS25
3"	RSS35
4"	RSS40



Industrial Hose
Fittings

Skimmers

Round Hole Bottom Skimmers

NPSM Size	Zinc Plated Steel Part #
1½"	DSB20
2"	DSB25
3"	DSB35




Round Hole Top Skimmers

NPSM Size	Zinc Plated Steel Part #
1½"	DST20
2"	DST25
3"	DST35



Foot Valves

Application:

- for use on water suction hose to prevent pump from losing it's prime
- **must** be installed in the *vertical position*
- for water service *only*
- not for compressed air or other compressible gases 



NPT Size	Painted Cast Iron Part #
1½"	DFVS20
2"	DFVS25
2½"	DFVS30
3"	DFVS35
4"	DFVS40
6"	DFVS60
8"	DFVS80

Strainers



Size	Painted Cast Iron Part #
1½"	FVS20
2"	FVS25
2½"	FVS30
3"	FVS35
4"	FVS40
6"	FVS60
8"	FVS80

Flapper Assemblies



Size	Painted Cast Iron / Rubber Part #
1½"	FVFA20
2"	FVFA25
2½"	FVFA30
3"	FVFA35
4"	FVFA40
6"	FVFA60
8"	FVFA80

Flapper Gaskets



Size	Rubber Part #
1½"	FVL20
2"	FVL25
2½"	FVL30
3"	FVL35
4"	FVL40
6"	FVL60
8"	FVL80

Seat Plates



Size	Painted Cast Iron Part #
1½"	FVSP20
2"	FVSP25
2½"	FVSP30
3"	FVSP35
4"	FVSP40
6"	FVSP60
8"	FVSP80

Dixon® Hose Menders

- **not for compressible products such as air, nitrogen or steam**
- *The working pressure may vary with the construction of the hose, the type of clamping system used and the application. Consult Dixon® for recommendations.*
- In accordance with the ARPM bulletin for oil suction and discharge hose, a coupled length of hose in any size, should be tested to 1½ times the working pressure and held for fifteen minutes without leaking or coupling movement. For additional information and detailed instruction on testing procedures, see the Association for Rubber Products Manufacturer's (ARPM) handbook or visit ARPMINC.com.



Size	Zinc Plated Steel Part #	Optional Qty	316 Stainless Steel Part #	Optional Qty
¼"	DMA	200	RDMA	100
⅜"	DMB	100	RDMB	100
½"	DM1	50	RDM1	50
⅝"	DM5	50	---	---
¾"	DM6	50	RDM6	50
1"	DM11	50	RDM11	50
1¼"	DM16	50	RDM16	5
1⅜"	DM18	50	---	---
1½"	DM21	50	RDM21	50
1½"	DMXL21 ¹	25	---	---
2"	DM26	50	RDM26	10
2"	DMXL26 ¹	25	---	---
2½"	DM31	25	---	---
3"	DM36	20	RDM36	5
4"	DM46	10	RDM46	5
5"	DM51	5	---	---
6"	DM66	4	---	---
8"	DM86	1	---	---
10"	DM100	1	---	---
12"	DM120	1	---	---



zinc plated steel



316 stainless steel

¹ XL series has extra long shank

King™ Hose Menders

- **not for compressible products such as air, nitrogen or steam**
- *The working pressure may vary with the construction of the hose, the type of clamping system used and the application. Consult Dixon® for recommendations.*
- In accordance with the ARPM bulletin for oil suction and discharge hose, a coupled length of hose in any size, should be tested to 1½ times the working pressure and held for fifteen minutes without leaking or coupling movement. For additional information and detailed instruction on testing procedures, see the Association for Rubber Products Manufacturer's (ARPM) handbook or visit ARPMINC.com.



for one clamp



Size	Steel Part #
1/4"	KM21
5/16"	KM251
1/2"	KM41
5/8"	KM51
3/4"	KM61
1"	KM81
1-1/4"	KM101
1-1/2"	KM121

for two clamps



Size	Steel Part #
1/2"	KM42
5/8"	KM52
3/4"	KM62
1"	KM82
1¼"	KM102
1½"	KM122
2"	KM162

Barbed Hose Menders



Hose ID	Lead Free Brass ¹	Brass
	Part #	Part #
1/8"	---	BM1
3/16"	---	BM15
1/4" x 1/8"	---	BM2-1
1/4"	1780404CLF	BM2
5/16"	---	BM25
3/8" x 1/4"	---	BM3-2
3/8"	1780606CLF	BM3
1/2" x 3/8"	---	BM4-3
1/2"	1780808CLF	BM4
5/8" x 3/8"	---	BM5-3
5/8" x 1/2"	---	BM5-4
5/8"	---	BM5
3/4" x 1/2"	---	BM6-4
3/4"	---	BM6
1"	---	BM8

¹ Lead free brass <=0.25% lead; Alloy CA2745; Alloy C46400

Short Shank Menders



Size	Length	Previous Part #	316 Stainless Steel Part #
¼"	2-1/32"	1780404SS	RM2
⅜"	2-1/16"	1780606SS	RM3
½"	2-1/16"	1780808SS	RM4
¾"	2-1/2"	1781212SS	RM6

Male NPTF x Hose Barb

• Optional package quantity

Hose ID	Male NPTF	Brass Part #	Lead Free Brass ^{1,3} Part #	316 Stainless Steel ¹ Part #	Pkg Qty
1/8"	1/8"	BN11	---	RN11	100
	1/4"	BN122	---	---	100
3/16"	1/8"	BN151	1020302CLF	RN151	100
	1/4"	BN152	---	RN152	100
1/4"	1/8"	BN21	1020402CLF	RN21	100
	1/4"	BN22	1020404CLF	RN22	100
	3/8"	BN23	---	RN23	100
	1/2"	BN24	---	---	50
5/16"	1/8"	BN251	1020502CLF	RN251	100
	1/4"	BN252	1020504CLF	RN252	50
	3/8"	BN253	---	RN253	50
3/8"	1/8"	BN31	1020602CLF	RN31	100
	1/4"	BN32	1020604CLF	RN32	100
	3/8"	BN33	1020606CLF	RN33	50
	1/2"	BN34	1020608CLF	RN34	25
	3/4"	BN36	---	---	25
1/2"	1/4"	BN42	1020804CLF	RN42	50
	3/8"	BN43	1020806CLF	RN43	50
	1/2"	BN44	1020808CLF	RN44	25
	3/4"	BN46	---	RN46	25
5/8"	3/8"	BN53	---	RN53	50
	1/2"	BN54	1021008CLF	RN54	25
	3/4"	BN56	---	RN56	25
3/4"	1/2"	BN64	1021208CLF	RN64	25
	3/4"	BN66	1021212CLF	RN66	20
1"	3/4"	BN86	---	RN86	20
	1"	BN88 ²	---	RKHN881 ⁴	10
1 1/4"	3/4"	BN106	---	---	10
	1"	BN108 ²	---	---	5

¹ NPT thread

² capped

³ Lead free brass <=0.25% lead; Alloy CA2745; Alloy C46400

⁴ same shank style as KHN881 shown on page 193

Industrial Hose Fittings



brass



316 stainless steel

Male NPTF Swivel x Hose Barb

• Optional package quantity

Hose ID	Male NPTF	Brass Part #	Pkg Qty
1/4"	1/8"	103-0402	100
	1/4"	103-0404	100
3/8"	1/4"	103-0604	100
	3/8"	103-0606	50
1/2"	3/8"	103-0806	50
	1/2"	103-0808	25
3/4"	3/4"	103-1212	20
1"	1-1 1/2"	103-1616 ¹	10



¹ capped threads

• swivel is for assembly convenience only, not for live swivel applications **120 PSI** maximum



Male NPTF x Beaded Hose Barb

Hose ID	Male NPTF	Brass Part #	Pkg Qty
1/4"	1/8"	268B0402	100
	1/4"	268B0404	100
5/16"	1/8"	268B0502	100
	1/4"	268B0504	50
3/8"	1/8"	268B0602	100
	1/4"	268B0604	100
	3/8"	268B0606	50
1/2"	3/8"	268B0806	50
	1/2"	268B0808	50
5/8"	1/2"	268B1008	25
3/4"	1/2"	268B1208	50
	3/4"	268B1212	25

Male BSPT x Hose Barb




Hose ID	Male BSPT	Previous Part #	Brass Part #	Pkg Qty
1/4"	1/8"	BN21BSPT	1020402BSPT	100
	1/4"	BN22BSPT	1020404BSPT	100
3/8"	1/4"	BN32BSPT	1020604BSPT	100
	3/8"	---	BN33-BSPT	50
1/2"	1/2"	BN34BSPT	1020608BSPT	25
	3/8"	BN43BSPT	1020806BSPT	50
3/4"	1/2"	BN44BSPT	1020808BSPT	50
	3/4"	---	BN66BSPT	25
1"	1"	BN88BSPT	1021616BSPT	10

Female NPTF x Hose Barb



brass



303 stainless steel

Hose ID	Female NPTF	Brass Part #	Lead Free Brass ^{1,2} Part #	303 Stainless Steel ¹		Pkg Qty
				Previous Part #	Part #	
1/8"	1/8"	BF11	---	---	---	100
	1/4"	BF12	---	---	---	100
3/16"	1/8"	BF151	---	---	---	100
	1/4"	BF152	---	---	---	100
1/4"	1/8"	BF21	---	---	---	100
	1/4"	BF22	1040404CLF	---	RF22	100
	3/8"	BF23	---	---	---	50
	1/2"	BF24	---	---	---	50
5/16"	1/8"	BF251	---	---	---	100
	1/4"	BF252	---	---	---	100
	3/8"	BF253	---	---	---	100
3/8"	1/8"	BF31	---	---	---	100
	1/4"	BF32	1040604CLF	---	RF32	50
	3/8"	BF33	1040606CLF	---	RF33	50
	1/2"	BF34	1040608CLF	---	---	50
1/2"	3/4"	BF36	---	---	---	25
	1/4"	BF42	---	---	---	50
	3/8"	BF43	---	---	---	50
	1/2"	BF44	1040808CLF	BF44SS	1040808SS	50
5/8"	3/4"	BF46	---	---	---	25
	3/8"	BF53	---	---	---	50
	1/2"	BF54	---	---	---	25
3/4"	3/4"	BF56	---	---	---	25
	1/2"	BF64	---	---	---	25
	3/4"	BF66	---	---	---	20
1"	3/4"	BF86	---	---	---	20
	1"	BF88	---	---	---	10
1-1/4"	1"	BF108	---	---	---	10

¹ NPT threads and are packaged to order

² Lead free brass <=0.25% lead; Alloy CA2745; Alloy C46400

Female NPSM Swivel x Hose Barb Ball Seat

Hose ID	Female NPSM	Brass Part #	Pkg Qty
1/8"	1/8"	BFS11	100
3/16"	1/8"	BFS151	100
	1/4"	BFS152	100
1/4"	1/8"	BFS21	100
	1/4"	BFS22	100
	3/8"	BFS23	100
5/16"	1/4"	BFS252	100
	3/8"	BFS253	50
3/8"	1/4"	BFS32	100
	3/8"	BFS33	100
	1/2"	BFS34	100
1/2"	3/8"	BFS43	50
	1/2"	BFS44	100
3/4"	3/4"	BFS66	50



Industrial Hose Fittings

Female NPSM Swivel x Hose Barb Gasket Seat

Hose ID	Female NPSM	Brass Part #	Pkg Qty
1/8"	1/8"	126-0202	100
3/16"	1/8"	126-0302	100
	1/4"	126-0304	100
1/4"	1/8"	126-0402	100
	1/4"	126-0404	100
	3/8"	126-0406	100
5/16"	1/4"	126-0504	100
3/8"	1/4"	126-0604	100
	3/8"	126-0606	50
	1/2"	126-0608	50
1/2"	3/8"	126-0806	50
	1/2"	126-0808	50
3/4"	3/4"	126-1212	25



- not recommended for water applications

Male NPTF x Hose Barb 90° Elbow



Hose ID	Male NPTF	Brass		Lead Free Brass ^{2,3} Part #
		Previous Part #	Part #	
3/16"	1/8"	---	EL15H1M	---
1/4"	1/8"	---	EL2H1M	---
	1/4"	---	EL2H2M	1290404CLF
	3/8"	---	EL2H3M	---
5/16"	1/8"	---	EL25H1M	---
	1/4"	---	EL25H2M	---
	3/8"	---	EL25H3M	---
3/8"	1/8"	---	EL3H1M	---
	1/4"	---	EL3H2M	1290604CLF
	3/8"	---	EL3H3M	1290606CLF
	1/2"	EL3H4M	1290608C	---
1/2"	1/4"	---	EL4H2M	---
	3/8"	---	EL4H3M	---
	1/2"	---	EL4H4M	---
5/8"	3/8"	---	EL5H3M	---
	1/2"	---	EL5H4M	---
3/4"	1/2"	---	EL6H4M	---
	3/4"	---	EL6H6M	---
1"	3/4"	---	EL8H6M	---
	1"	---	EL8H8M ¹	---

¹ capped² Lead free brass <=0.25% lead; Alloy CA2745; Alloy C46400³ NPT thread

Hose ID	Male NPT	Stainless Steel		Pkg Qty
		Previous Part #	Part #	
1/4"	1/8"	EL2H1MSS	1290402SS	50
	1/4"	EL2H2MSS	1290404SS	50
3/8"	1/4"	EL3H2MSS	1290604SS	50
	3/8"	EL3H3MSS	1290606SS	50
1/2"	1/4"	EL4H2MSS	1290804SS	50
	3/8"	EL4H3MSS	1290806SS	50
	1/2"	---	EL4H4MSS	25
3/4"	1/2"	EL6H4MSS	1291208SS	25
	3/4"	---	EL6H6MSS	25


Female NPTF x Hose Barb 90° Elbow



Hose ID	Female NPTF	Brass		Pkg Qty
		Previous Part #	Part #	
1/4"	1/8"	---	134-0402	50
	1/4"	---	134-0404	50
3/8"	1/4"	---	134-0604	50
	3/8"	---	134-0606	50
1/2"	1/4"	---	134-0804	25
	3/8"	---	134-0806	25
	1/2"	---	134-0808	25
3/4"	3/4"	---	134-1212	25

Barbed 90° Elbow Splicers

Hose ID	Brass Part #	304 Stainless Steel Part #	Pkg Qty
1/8"	177-0202	177-0202SS	25
3/16"	177-0303	177-0303SS	25
1/4" x 1/8"	177-0402	---	25
1/4"	177-0404	177-0404SS	25
5/16"	177-0505	---	25
3/8" x 1/4"	177-0604	---	25
3/8"	177-0606	177-0606SS	25
1/2" x 3/8"	177-0806	---	25
1/2"	177-0808	177-0808SS	25
5/8"	177-1010	---	25
3/4" x 1/2"	177-1208	---	25
3/4"	177-1212	---	25



brass



304 stainless steel

Industrial Hose
Fittings

Barbed Tee Splicers

Hose ID	Brass Part #	Lead Free Brass Part #	Pkg Qty
1/8"	179-0202	---	25
3/16"	179-0303	---	100
1/4" x 1/8"	179-0402	---	25
1/4"	179-0404	1790404CLF	25
5/16"	179-0505	---	25
3/8" x 1/4"	179-0604	---	25
3/8" x 1/4"	1790604BARB	---	25
3/8"	179-0606	1790606CLF	25
1/2" x 3/8"	179-0806	---	25
1/2"	179-0808	---	25
5/8"	179-1010	---	25
3/4" x 1/2"	179-1208	---	25
3/4"	179-1212	---	20



brass



brass with male NPTF



lead free brass



304 stainless steel

¹ drop leg has 1/4"-18 male NPTF thread

Hose ID	304 Stainless Steel Part #
1/8"	179-0202SS
3/16"	179-0303SS
1/4"	179-0404SS
3/8"	179-0606SS
1/2"	179-0808SS



Male NPTF x Hose Barb 45° Elbow

Hose ID	Male NPTF	Brass Part #	Pkg Qty
1/4"	1/8"	139-0402	100
	1/4"	139-0404	25
3/8"	1/8"	139-0602	100
	1/4"	139-0604	100
	3/8"	139-0606	25
1/2"	1/4"	139-0804	25
	3/8"	139-0806	25
	1/2"	139-0808	25
3/4"	1/2"	139-1208	25

Male 45° SAE x Hose Barb



Hose ID	Male UNF	Brass Part #	Pkg Qty
3/16"	7/16"-20	142-0307	100
1/4"	7/16"-20	142-0407	100
	5/8"-18	142-0410	100
5/16"	1/2"-20	142-0508	100
3/8"	5/8"-18	142-0610	50
	3/4"-16	142-0612	50
1/2"	3/4"-16	142-0812	50

Female 45°SAE/37°JIC Swivel x Hose Barb



Hose ID	Tube OD	Female UNF	Brass Part #	Pkg Qty
3/16"	1/4"	7/16"-20	143-0307	100
1/4"	1/4"	7/16"-20	143-0407	100
	1/4"	7/16"-20	1430407KLF¹	---
	5/16"	1/2"-20	143-0408	100
5/16"	5/16"	1/2"-20	143-0508	50
3/8"	1/2"	3/4"-16	143-0612	100
1/2"	1/2"	3/4"-16	143-0812	100
	5/8"	7/8"-14	143-0814	50

¹ Lead free brass <=0.25% lead; Alloy CA2745; Alloy C46400

Female 45° SAE Swivel x Hose Barb

Hose ID	Tube OD	Female UNF	Brass Part #	Pkg Qty
3/16"	3/16"	3/8"-24	144-0306	100
1/4"	3/8"	5/8"-18	144-0410	100
5/16"	3/8"	5/8"-18	144-0510	100
3/8"	3/8"	5/8"-18	144-0610	100
1/2"	1/2"	3/4"-16	144-0812	100
3/4"	3/4"	1-1/16"-14	144-1217	25



¹ Notch in nut for SAE identification

Female 37° JIC Swivel x Hose Barb

Hose ID	Tube OD	Female UNF	Brass Part #	Pkg Qty
3/8"	3/8"	9/16"-18	145-0609	100
3/4"	3/4"	1-1/16"-12	145-1217	25



Female PTF-SAE Short Swivel x Hose Barb

Hose ID	Female PTF-SAE Short	Brass Part #	Pkg Qty
1/4"	1/4"	105-0404	50
3/8"	1/4"	105-0604	50
	3/8"	105-0606	50
1/2"	3/8"	105-0806	50
	1/2"	105-0808	25



- swivel is for assembly convenience only, not for live swivel applications, **120 PSI** maximum

Brass Ferrules for Air & Fluid

• sold in package quantities only


Ferrule ID	Ferrule Length	End Hole Size	Metal Gauge	Std Ind Part #	Bore/Crimp Diameter ¹	Previous Part #	Brass Part #	Pkg Qty
.478"	.688	.328	.024"	4750	0.450	2004750C	BFM478	50
.500"	1	.344	.024"	7322	0.475	2005005C	BFM500	50
.528"	1	.375	.024"	7323	0.500	2005255C	BFM525	50
.528"	1	.438	.024"	7324	0.500	2005310C	BFM531	50
.562"	1	.438	.024"	7325	0.525	2005620C	BFM562	50
.593"	1	.438	.024"	7326	0.550	2005930C	BFM593	50
.625"	1	.438	.024"	7327	0.575	2006255C	BFM625	50
.656"	1	.438	.024"	7328	0.600	2006560C	BFM656	50
.687"	1	.500	.024"	7329	0.625	2006900C	BFM687	50
.718"	1	.625	.024"	7330	0.675	2007180C	BFM718	50
.718"	1	.500	.024"	7330B	0.675	---	BFM718B	50
.750"	1	.625	.024"	7331	0.700	2007505C	BFM750	50
.750"	1	.500	.024"	7331B	0.700	---	BFM750B	50
.781"	1	.625	.024"	7332	0.725	2007810C	BFM781	50
.781"	1	.500	.024"	7332B	0.725	---	BFM781B	50
.812"	1	.625	.024"	7333	0.750	2008120C	BFM812	50
.380"	.500	.266	.016"	622	0.350	---	BFL380	50
.400"	.469	.266	.020"	619	0.375	2004000C	BFL400	50
.410"	.500	.266	.016"	620	0.375	---	BFL410	50
.450"	.469	.344	.016"	769	0.425	2004530C	BFL450	50
.500"	.500	.344	.016"	624	0.450	2005000C	BFL500	50
.525"	.500	.344	.016"	625	0.475	2005250C	BFL525	50
.548"	.484	.375	.016"	626	0.500	2005500C	BFL548	50
.564"	.750	.375	.019"	3588	0.525	---	BFL564	50
.575"	.484	.469	.019"	KK	0.525	---	BFL575	50
.600"	.500	.500	.019"	JJ	0.550	---	BFL600	50
.625"	.500	.500	.019"	II	0.575	2006250C	BFL625	50
.650"	.500	.500	.019"	HH	0.600	2006500C	BFL650	50
.675"	.516	.500	.019"	GG	0.625	2006750C	BFL675	50
.725"	.531	.500	.019"	EE	0.675	2007250C	BFL725	50
.750"	.531	.500	.019"	DD	0.675	2007500C	BFL750	50
.775"	.531	.500	.016"	CC	0.700	2007750C	BFL775	50

- ¹ Plain die bore diameter can be used as crimp spec ±.005
- For use with ribbed and plain dies on page 215

Industrial Hose Fittings



BFM




BFL

Brass Ferrules for Fluid

• sold in package quantities only

Ferrule ID	Ferrule Length	End Hole Size	Metal Gauge	Std Ind Part #	Ribbed Die*	Plain Die*	Bore/Crimp Diameter ¹	Previous Part #	Brass Part #	Pkg Qty
.800"	.844"	.688"	.024"	---	R28	P29	0.750	---	BF800	25
.825"	.844"	.688"	.024"	---	R27	P28	0.775	---	BF825	25
.850"	.563"	.688"	.019"	Z	R26	P27	0.800	---	BF850	25
.875"	.844"	.688"	.024"	7244A	R25	P26	0.825	2008750C	BFW875	25
.900"	.844"	.688"	.024"	5029A	R24	P25	0.850	---	BFW900	25
.937"	.844"	.688"	.024"	7242A	R23	P24	0.875	2009250C	BFW925	25
.975"	.844"	.688"	.024"	5028A	R21	P22	0.925	2009750C	BFW975	25
1.025"	.844"	.693"	.024"	7114A	R19	P20	0.975	2001025C	BFW1025	25
1.175"	.844"	.875"	.024"	7088A	R13	P14	1.125	2001175C	BFW1175	25
1.050"	.625"	.750"	.025"	3605	R18	P19	1.000	---	BFMW1050	25
1.100"	.844"	.812"	.024"	5027A	R16	P17	1.050	2001100C	BFMW1100	25
1.150"	.844"	.875"	.024"	7104A	R15	P15	1.100	2009950C	BFMW1150	25
1.225"	.875"	.875"	.025"	875-K	R11	P12	1.175	2001225C	BFMW1225	25
1.275"	.875"	1.000"	.025"	875-I	R9	P10	1.225	---	BFMW1275	25
1.400"	.687"	1.125"	.019"	D	R4	P5	1.350	---	BFMW1400	25
1.500"	.875"	1.125"	.025"	1500	---	P1	1.450	2001500C	BFMW1500	25

- ¹ Plain die bore diameter can be used as crimp spec ±.005
- For use with ribbed and plain dies on page 215



BFMW

Ribbed and Plain Dies

Ferrule ID	Std Ind Part #	Bore/Crimp Diameter ¹	Ribbed Die	Plain Die
.478"	4750	0.450	<i>R41</i>	<i>P42</i>
.500"	7322	0.475	<i>R40</i>	<i>P40</i>
.528"	7323	0.500	<i>R39</i>	<i>P39</i>
.528"	7324	0.500	<i>R39</i>	<i>P39</i>
.562"	7325	0.525	<i>R37</i>	<i>P38</i>
.593"	7326	0.550	<i>R36</i>	<i>P37</i>
.625"	7327	0.575	<i>R35</i>	<i>P36</i>
.656"	7328	0.600	<i>R34</i>	<i>P35</i>
.687"	7329	0.625	<i>R33</i>	<i>P34</i>
.718"	7330	0.675	<i>R31</i>	<i>P32</i>
.718"	7330B	0.675	<i>R31</i>	<i>P32</i>
.750"	7331	0.700	<i>R30</i>	<i>P31</i>
.750"	7331B	0.700	<i>R30</i>	<i>P31</i>
.781"	7332	0.725	<i>R29</i>	<i>P30</i>
.781"	7332B	0.725	<i>R29</i>	<i>P30</i>
.812"	7333	0.750	<i>R28</i>	<i>P29</i>
.380"	622	0.350	<i>R44</i>	<i>P45</i>
.400"	619	0.375	<i>R44</i>	<i>P44</i>
.410"	620	0.375	<i>R43</i>	<i>P44</i>
.450"	769	0.425	<i>R41</i>	<i>P42</i>
.500"	624	0.450	<i>R40</i>	<i>P41</i>
.525"	625	0.475	<i>R39</i>	<i>P40</i>
.548"	626	0.500	<i>R38</i>	<i>P39</i>
.564"	3588	0.525	<i>R37</i>	<i>P38</i>
.575"	KK	0.525	<i>R37</i>	<i>P38</i>
.600"	JJ	0.550	<i>R36</i>	<i>P37</i>
.625"	II	0.575	<i>R35</i>	<i>P36</i>
.650"	HH	0.600	<i>R34</i>	<i>P35</i>
.675"	GG	0.625	<i>R34</i>	<i>P34</i>
.725"	EE	0.675	<i>R31</i>	<i>P32</i>
.750"	DD	0.675	<i>R30</i>	<i>P32</i>
.775"	CC	0.700	<i>R31</i>	<i>P31</i>
.800"	---	0.750	<i>R28</i>	<i>P29</i>
.825"	---	0.775	<i>R27</i>	<i>P28</i>
.850"	Z	0.800	<i>R26</i>	<i>P27</i>
.875"	7244A	0.825	<i>R25</i>	<i>P26</i>
.900"	5029A	0.850	<i>R24</i>	<i>P25</i>
.937"	7242A	0.875	<i>R23</i>	<i>P24</i>
.975"	5028A	0.925	<i>R21</i>	<i>P22</i>
1.025"	7114A	0.975	<i>R19</i>	<i>P20</i>
1.175"	7088A	1.125	<i>R13</i>	<i>P14</i>
1.050"	3605	1.000	<i>R18</i>	<i>P19</i>
1.100"	5027A	1.050	<i>R16</i>	<i>P17</i>
1.150"	7104A	1.100	<i>R15</i>	<i>P15</i>
1.225"	875-K	1.175	<i>R11</i>	<i>P12</i>
1.275"	875-I	1.225	<i>R9</i>	<i>P10</i>
1.400"	D	1.350	<i>R4</i>	<i>P5</i>
1.500"	1500	1.450	---	<i>P1</i>



P29



R28

¹ Plain die bore diameter can be used as crimp spec ± 0.005

- dies for use with 5111A and 1765A ferrule machines. Other sizes are available.

Manually - Operated Brass Ferrule Crimper

**Features:**

- crimps all brass ferrules shown on page 218
- does not include dies
- Dies for ferrule machines are available in standard sets for all ferrules as tabulated (4 segments to a set), supplied with plain or ribbed crimping surface
- height: 27" with handle upright
- base: 8" x 3"
- body: 7⁵/₈"

 Part #

 5111A

Air Operated Brass Ferrule Crimper

**Features:**

- provides efficient mass production assembly of hose, ferrules, and fittings
- The foot pedal permits the use of both hands, reduces fatigue and speeds production.
- complete with air cylinder, ferrule machine (less dies), fitted hose lengths and necessary control valves
- ready for work bench installation
- crimps all brass ferrules shown on page 214

 Part #

 1765A

Die sizes for ferrules and machine numbers 1765A and 5111A are on page 215.

Small Hose Crimpers

Features:

- Hose crimper provides "big tool" crimping advantages at a fraction of the cost.
- rugged, portable and easy to use
- 855 crimper with 5 dies for 31/64" (0.484") to 45/64" (0.703") OD hose
- 855A crimper with 5 dies for 28/64" (0.437") to 43/64" (0.671") OD hose
- optional dies up to 52/64" OD available

Industrial Hose
Fittings

Previous Part #	Part #
200FC	855
---	855A

Small Hose Crimper Dies

Die Bore	Hose OD		Crimper # 855	Crimper # 855A	Previous Part #	Die Part #
	from	to				
.375"	.385"	.406"	optional	optional	200FC3	856-10
.437"	.447"	.468"	optional	standard	---	856-7
.484"	.490"	.520"	standard	standard	200FC4A	856-4
.531"	.540"	.562"	standard	standard	200FC4B	856-3
.578"	.590"	.625"	standard	standard	200FC5	856-2
.625"	.640"	.671"	standard	standard	200FC6A	856-1
.687"	.690"	.710"	standard	optional	200FC6B	856-5
.750"	.760"	.781"	optional	optional	200FC8A	856-8
.812"	.820"	.843"	optional	optional	200FC8B	856-9



D

Large Hose Crimper

**Features:**

- for crimping ½" to 1" ID hoses with larger OD's, from 11/16" to 1½"
- crimps standard brass or aluminum ferrules
- order separate dies for each hose diameter
- **Dies sold separately**

Crimper Part #

860

Crimper Dies

Hose OD/ Finished Crimp Dimension	Hose OD		Die Part #
	From	To	
11/16"	.687"	.765"	861-22
23/32"	.718"	.796"	861-23
3/4"	.750"	.828"	861-24
25/32"	.781"	.860"	861-25
13/16"	.812"	.890"	861-26
27/32"	.843"	.921"	861-27
7/8"	.875"	.953"	861-28
29/32"	.906"	.985"	861-29
15/16"	.937"	1.010"	861-30
31/32"	.968"	1.040"	861-31
1"	1.000"	1.070"	861-32
1-1/32"	1.031"	1.110"	861-33
1-1/16"	1.062"	1.114"	861-34
1-1/8"	1.125"	1.208"	861-36
1-3/16"	1.187"	1.265"	861-38
1-1/4"	1.250"	1.321"	861-40
1-5/16"	1.312"	1.390"	861-42
1-3/8"	1.375"	1.453"	861-44
1-7/16"	1.437"	1.551"	861-46
1-1/2"	1.500"	1.578"	861-48



Push-On Hose Barb Fittings

Assembly Instructions:

1. Trim hose end with smooth square cut
2. Lubricate either push-on fitting, hose or both.
3. Insert push-on fitting into hose until first barb is in hose.
4. Place end of fitting against a flat object (bench, wall, etc.) and grip the hose one inch from end. Push with a steady force until end of hose is covered by yellow plastic cap.

Disassembly Instructions:

1. Leaving push-on fitting in place, make a 1" cut in the hose along the barbed end of the fitting. Note: Be careful not to nick barbs when cutting the hose.
2. With firm grip on hose, give a sharp downward pull to release the fitting from the hose.

intended for use with Lok-On (push-on style) hose only

- No hose clamps or ferrules are needed for installation
- Properly grips push-on hose only when pushed all the way in, with the cut end of the hose completely concealed by the plastic cap.



Male NPTF x Hose Barb

- refer to page 222 for Push-On garden hose thread fittings
- optional package quantity

Hose ID	Male NPTF	Brass		Brass Cap Option		Lead Free Brass ^{1,3}	Pkg Qty
		Part #	Pkg Qty	Part #	Pkg Qty		
1/4"	1/8"	BPN21	100	2720402CBC	100	2720402CLF	100
	1/4"	BPN22	100	2720404CBC	100	2720404CLF	100
	3/8"	BPN23	50	2720406CBC	50	---	---
5/16"	1/8"	BPN251	100	---	---	---	---
	1/4"	BPN252	50	---	---	---	---
3/8"	1/8"	BPN31	100	2720602CBC	100	---	---
	1/4"	BPN32	50	2720604CBC	50	2720604CLF	50
	3/8"	BPN33	50	2720606CBC	50	2720606CLF	50
	1/2"	BPN34	25	2720608CBC	25	---	---
	3/4"	BPN36	25	2720612CBC	25	---	---
1/2"	1/4"	BPN42	25	2720804CBC	25	---	---
	3/8"	BPN43	25	2720806CBC	25	2720806CLF	50
	1/2"	BPN44	50	2720808CBC	50	2720808CLF	25
	3/4"	BPN46	50	2720812CBC	50	---	---
5/8"	3/8"	BPN53	25	2721006CBC	25	---	---
	1/2"	BPN54	25	2721008CBC	25	---	---
	3/4"	BPN56	25	2721012CBC	25	---	---
3/4"	1/2"	BPN64	25	2721208CBC	25	---	---
	3/4"	BPN66	25	2721212CBC	25	---	---
1"	3/4"	BPN86	10	---	---	---	---
	1"	BPN88²	10	---	---	---	---



brass



brass cap



303 stainless steel

Hose ID	Male NPT	303 Stainless Steel Part #	Pkg Qty
1/4"	1/8"	RPN21	100
	1/4"	RPN22	100
3/8"	1/4"	RPN32	50
	3/8"	RPN33	50
1/2"	1/4"	RPN42	25
	3/8"	RPN43	50
	1/2"	RPN44	25
3/4"	1/2"	RPN64	25
	3/4"	RPN66	20
1"	1"	RPN88²	5

¹ Lead free brass <=0.25% lead; Alloy CA2745; Alloy C46400

² capped

³ NPT threads 272LF

Male NPTF Swivel x Hose Barb

Hose ID	Male NPTF	Brass Part #	Pkg Qty
1/4"	1/8"	271-0402	100
	1/4"	271-0404	50
3/8"	1/4"	271-0604	50
	3/8"	271-0606	50
1/2"	3/8"	271-0806	25
	1/2"	271-0808	20
3/4"	3/4"	271-1212	10



- swivel is for assembly convenience only, not for live swivel applications, **120 PSI** maximum

Push-On Hose Barb Fittings

- **intended for use with Lok-On (push-on style) hose only**
- No hose clamps or ferrules are needed for installation
- Properly grips push-on hose only when pushed all the way in, with the cut end of the hose completely concealed by the plastic cap.




Male NPTF x Hose Barb 90° Elbow



Hose ID	Male NPTF	Brass	Pkg Qty
		Part #	
1/4"	1/8"-27	273-0402	100
	1/4"-18	273-0404	50
3/8"	1/8"-27	273-0602	50
	1/4"-18	273-0604	50
	3/8"-18	273-0606	25
1/2"	3/8"-18	273-0806	25
	1/2"-14	273-0808	25
3/4"	1/2"-14	273-1208	10
	3/4"-14	273-1212	10

Female NPTF x Hose Barb

- refer to page 222 for Push-On garden hose thread fittings



brass cap

Hose ID	Female NPTF	Brass	Pkg Qty
		Part #	
1/4"	1/8"	BPF21	100
	1/8"	2740402CBC ¹	---
	1/4"	BPF22	100
	1/4"	2740404CBC ¹	---
	3/8"	BPF23	50
5/16"	3/8"	2740406CBC ¹	---
	1/2"	BPF251	100
3/8"	1/4"	BPF252	50
	1/8"	BPF31	50
	1/8"	2740602CBC ¹	---
	1/4"	BPF32	50
	1/4"	2740604CBC ¹	---
	3/8"	BPF33	50
	3/8"	2740606CBC ¹	---
1/2"	1/2"	BPF34	50
	3/4"	BPF36	25
	1/4"	BPF42	50
	1/4"	2740804CBC ¹	50
	3/8"	BPF43	50
	3/8"	2740806CBC ¹	---
	1/2"	BPF44	25
5/8"	1/2"	2740808CBC ¹	---
	3/4"	BPF46	25
	3/4"	2740812CBC ¹	---
	3/8"	BPF53	25
	1/2"	BPF54	25
3/4"	1/2"	2741008CBC ¹	---
	3/4"	BPF56	25
	1/2"	BPF64	25
1"	3/4"	BPF66	25
	3/4"	2741212CBC ¹	---
	1"	BPF86	10
	1"	BPF88	10

¹ brass cap on CBC parts


Push-On Hose Barb Fittings

- **intended for use with Lok-On (push-on style) hose only**
- No hose clamps or ferrules are needed for installation
- Properly grips push-on hose only when pushed all the way in, with the cut end of the hose completely concealed by the plastic cap.



Female NPSM Swivel x Hose Barb Ball Seat

Hose ID	Female NPSM	Brass		Pkg Qty
		Previous Part #	Part #	
1/4"	1/8"	---	BPFS21	100
	1/8"	---	2780402CBC ¹	100
	1/4"	---	BPFS22	50
	1/4"	---	2780404CBC ¹	50
	3/8"	---	BPFS23	50
	3/8"	---	2780406CBC ¹	50
3/8"	1/4"	---	BPFS32	50
	1/4"	---	2780604CBC ¹	50
	3/8"	---	BPFS33	50
	3/8"	---	2780606CBC ¹	50
1/2"	1/2"	BPFS34	2780608C	25
	1/2"	---	BPFS44	50
1/2"	1/2"	---	2780808CBC ¹	50
	3/4"	---	BPFS46	25
	3/4"	---	2780812CBC ¹	20
5/8"	3/4"	BPFS56	2781012C	20
3/4"	3/4"	---	BPFS66	20
	3/4"	---	2781212CBC ¹	---




brass cap

¹ brass cap on CBC parts

Female NPSM Swivel x Hose Barb Gasket Seat

Hose ID	Female NPSM	Brass Part #	Pkg Qty
1/4"	1/8"	280-0402	100
	1/8"	2800402CBC ¹	100
	1/4"	280-0404	100
	1/4"	2800404CBC ¹	100
3/8"	1/4"	280-0604	50
	1/4"	2800604CBC ¹	50
	3/8"	280-0606	50
	3/8"	2800606CBC ¹	50
	1/2"	280-0608	50
	1/2"	2800608CBC ¹	50
1/2"	1/2"	280-0808	25
	1/2"	2800808CBC ¹	25
5/8"	1/2"	280-1008	25
3/4"	3/4"	280-1212	20
	3/4"	2801212CBC ¹	20



brass cap

¹ brass cap on CBC parts

- not recommended for use with water

Hose Menders

Hose ID	Brass	303 Stainless Steel	Pkg Qty
	Part #	Part #	
1/4"	BPM2	SSPM2	100
	2960404CBC ¹	---	100
5/16"	BPM25	---	100
3/8"	BPM3	SSPM3	50
	2960606CBC ¹	---	50
1/2"	BPM4	SSPM4	50
	2960808CBC ¹	---	50
5/8"	BPM5	---	20
	2961010CBC ¹	---	20
3/4"	BPM6	---	15
	2961212CBC ¹	---	15
1"	BPM8	---	10



brass cap

¹ brass cap on CBC parts


- for Tuff-Lite™ hose menders in nylon and polypropylene see page 248

Push-On Hose Barb Fittings

- **intended for use with Lok-On (push-on style) hose only**
- No hose clamps or ferrules are needed for installation
- Properly grips push-on hose only when pushed all the way in, with the cut end of the hose completely concealed by the plastic cap.



Lok-On Male Garden Hose Fittings



Hose ID	GHT Thread	Brass	
		Previous Part #	Part #
1/2"	3/4"	572-0812	5720812C
5/8"	3/4"	572-1012	5721012C
3/4"	3/4"	572-1212	5721212C

Lok-On Female Swivel Garden Hose Fittings



Hose ID	GHT Thread	Brass	
		Previous Part #	Part #
1/2"	3/4"	574-0812	5740812C
5/8"	3/4"	574-1012	5741012C
3/4"	3/4"	574-1212	5741212C

Lok-On Garden Hose Fitting Sets

Feature:

- washer included, part # **5911212W** on page 238



Hose ID	GHT Thread	Brass	
		Previous Part #	Part #
1/2"	3/4"	575-0808	5750808K
5/8"	3/4"	575-1010	5751010K
3/4"	3/4"	575-1212	5751212K

SAE Thread Size to UNF Thread Size Interchange

SAE Thread Number	SAE Tube OD	UNF Thread Size	SAE Thread Number	SAE Tube OD	UNF Thread Size
02	1/8"	5/16"- 24	07	7/16"	11/16" - 24
03	3/16"	3/8" - 24	08	1/2"	3/4" - 16
04	1/4"	7/16" - 20	10	5/8"	7/8" -14
05	5/16"	1/2" - 20	12	3/4"	1-1/16"-14
06	3/8"	5/8" -18	---	---	---

Male 45° SAE Swivel x Hose Barb



brass cap

Hose ID	Tube OD	Male UNF	Brass		Pkg Qty
			Part #		
1/4"	1/4"	7/16"-20	282-0407		100
	1/4"	7/16"-20	2820407CBC²		100
	5/16"	1/2"-20	282-0408		100
	5/16"	1/2"-20	2820408CBC²		100
3/8"	3/8"	5/8"-18 ¹	282-0610		50
	3/8"	5/8"-18 ¹	2820610CBC²		100
1/2"	1/2"	3/4"-16	282-0812		50
	1/2"	3/4"-16	2820812CBC²		50
5/8"	5/8"	7/8"-14	282-1014		25
	5/8"	7/8"-14	2821014CBC²		25
3/4"	3/4"	1-1/16"-14 ¹	282-1217		25
	3/4"	1-1/16"-14 ¹	2821217CBC²		25

¹ notch in nut for SAE identification

² brass cap on CBC parts

Push-On Hose Barb Fittings

- **intended for use with Lok-On (push-on style) hose only**
- No hose clamps or ferrules are needed for installation
- Properly grips push-on hose only when pushed all the way in, with the cut end of the hose completely concealed by the plastic cap.



Female 45° SAE Swivel x Hose Barb

- SAE thread size to UNF thread size interchange chart on previous page

Hose ID	Tube OD	Female UNF	Brass		Pkg Qty
			Previous Part #	Part #	
1/4"	3/8"	5/8"-18 ¹	---	284-0410	50
	3/8"	5/8"-18 ¹	---	2840410CBC²	---
5/16"	3/8"	5/8"-18 ¹	---	284-0510	50
3/8"	3/8"	5/8"-18 ¹	---	284-0610	100
	3/8"	5/8"-18 ¹	---	2840610CBC²	---
3/4"	3/4"	1-1/16"-14 ¹	---	284-1217	25
	3/4"	1-1/16"-14 ¹	---	2841217CBC²	---



brass cap

¹ notch in nut for SAE identification

² brass cap on CBC parts

JIC Thread Size to UNF Thread Size Interchange

JIC Thread Number	JIC Tube OD	UNF Thread Size	JIC Thread Number	JIC Tube OD	UNF Thread Size
02	1/8"	5/16" - 24	12	3/4"	1-1/16" - 12
03	3/16"	3/8" - 24	14	7/8"	1-3/16" - 12
04	1/4"	7/16" - 20	16	1"	1-5/16" - 12
05	5/16"	1/2" - 20	20	1-1/4"	1-5/8" - 12
06	3/8"	9/16" - 18	24	1-1/2"	1-7/8" - 12
08	1/2"	3/4" - 16	28	1-3/4"	2-1/4" - 12
10	5/8"	7/8" - 14	32	2"	2-1/2" - 12

Male 37° JIC x Hose Barb

Hose ID	Tube OD	Male UNF	Brass		Pkg Qty
			Previous Part #	Part #	
1/4"	1/4"	7/16"-20	---	286-0407	100
	1/4"	7/16"-20	---	2860407CBC²	---
	5/16"	1/2"-20	286-0408	2860408C	50
	3/8"	9/16"-18	286-0409	2860409C	100
3/8"	3/8"	9/16"-18	---	2860409CBC²	---
	3/8"	9/16"-18	---	286-0609	50
1/2"	3/8"	9/16"-18	---	2860609CBC²	---
	1/2"	3/4"-16	---	286-0812	25
5/8"	1/2"	3/4"-16	---	2860812CBC²	---
	5/8"	7/8"-14	---	286-1014	25
3/4"	5/8"	7/8"-14	---	2861014CBC²	---
	3/4"	1-1/16"-12	---	286-1217	10
	3/4"	1-1/16"-12	---	2861217CBC^{1, 2}	---



brass cap

¹ UN Thread

² brass cap on CBC parts

Push-On Hose Barb Fittings

- **intended for use with Lok-On (push-on style) hose only**
- No hose clamps or ferrules are needed for installation
- Properly grips push-on hose only when pushed all the way in, with the cut end of the hose completely concealed by the plastic cap.



Female 45°SAE/37°JIC Swivel x Hose Barb



plastic cap



brass cap



stainless steel

Hose ID	Tube OD	Female UNF	Brass Part #	Pkg Qty	Lead Free Brass ¹ Part #
1/4"	1/4"	7/16"-20	287-0407	100	2870407CLF
	1/4"	7/16"-20	2870407CBC ²	100	---
	5/16"	1/2"-20	287-0408	100	---
	5/16"	1/2"-20	2870408CBC ²	---	---
3/8"	5/16"	1/2"-20	287-0608	25	---
	1/2"	3/4"-16	287-0612	25	---
	1/2"	3/4"-16	2870612CBC ²	---	---
1/2"	1/2"	3/4"-16	287-0812	25	---
	1/2"	3/4"-16	2870812CBC ²	---	---
	5/8"	7/8"-14	287-0814	25	---
5/8"	5/8"	7/8"-14	2870814CBC ²	---	---
	5/8"	7/8"-14	287-1014	25	---
3/4"	5/8"	7/8"-14	2871014CBC ²	---	---
	5/8"	7/8"-14	287-1214	25	---
			2871214CBC ²	25	---

Hose ID	Tube OD	Female UNF	Stainless Steel Part #		
1/4"	1/4"	7/16"-20	287-0407SS		
1/2"	1/2"	3/4"-16	287-0812SS		

¹ lead free brass <=0.25% lead; Alloy CA2745; Alloy C46400

² brass cap on CBC parts

Female 37° JIC Swivel x Hose Barb



brass



303 stainless steel

Hose ID	Tube OD	Female UNF	Brass Part #	Pkg Qty
1/4"	3/8"	9/16"-18	288-0409	50
	3/8"	9/16"-18	2880409CBC ¹	50
5/16"	3/8"	9/16"-18	288-0509	50
3/8"	3/8"	9/16"-18	288-0609	50
	3/8"	9/16"-18	2880609CBC ¹	100
1/2"	3/8"	9/16"-18	288-0809	25
3/4"	3/4"	1-1/16"-12 ²	288-1217	10
	3/4"	1-1/16"-12 ²	2881217CBC ¹	10
1"	1"	1-5/16"-12 ²	288-1621	10

¹ brass cap on CBC parts

Hose ID	Tube OD	Female UNF	303 Stainless Steel	
			Previous Part #	Part #
3/8"	3/8"	9/16"-18	---	288-0609SS
3/4"	3/4"	1-1/16"-12 ²	---	288-1217SS
1"	1"	1-5/16"-12 ²	288-1621SS	2881621SS

² UN Thread

Female 37°JIC / 45° SAE Swivel x 90° Elbow



Hose ID	Tube OD	Female UNF	Plated Steel		Pkg Qty
			Previous Part #	Part #	
1/4"	1/4"	7/16"-20	---	289-0407 ²	25
	1/4"	7/16"-20	---	289-0407SAE ¹	25
3/8"	3/8"	9/16"-18	---	289-0609 ²	25
	3/8"	5/8"-18	289-0610SAE	2890610CSAE ¹	25
1/2"	1/2"	3/4"-16	---	289-0812 ²	10
3/4"	3/4"	1-1/16"-12 ³	---	289-1217 ²	5

¹ notch in nut for SAE identification

² JIC only, may substitute dual angle

³ UN thread

Push-On Hose Barb Fittings


- **intended for use with Lok-On (push-on style) hose only**
- No hose clamps or ferrules are needed for installation
- Properly grips push-on hose only when pushed all the way in, with the cut end of the hose completely concealed by the plastic cap.



Industrial Hose Fittings

Male SAE Inverted Flare Swivel x Hose Barb

Hose ID	Tube OD	Male UNF	Brass		Pkg Qty
				Part #	
1/4"	3/16"	3/8"-24		290-0406	100
	3/16"	3/8"-24		2900406CBC²	100
	1/4"	7/16"-24 ¹		290-0407	100
	1/4"	7/16"-24 ¹		2900407CBC²	---
	5/16"	1/2"-20		290-0408	100
	5/16"	1/2"-20		2900408CBC²	---
5/16"	5/16"	1/2"-20		290-0508	50
	3/8"	5/8"-18		290-0510	50
3/8"	5/16"	1/2"-20		290-0608	100
	5/16"	1/2"-20		2900608CBC²	---
	3/8"	5/8"-18		290-0610	50
	3/8"	5/8"-18		2900610CBC²	---
1/2"	1/2"	3/4"-18 ¹		290-0812	50
	1/2"	3/4"-18 ¹		2900812CBC²	---
5/8"	5/8"	7/8"-18 ¹		290-1014	25
	5/8"	7/8"-18 ¹		2901014CBC²	---



brass cap

¹ UNS thread

² brass cap on CBC parts

Female SAE Inverted Flare Rigid x Hose Barb

Hose ID	Tube OD	Female UNF	Brass		Pkg Qty
				Part #	
1/4"	3/16"	3/8"-24		292-0406	100
	3/16"	3/8"-24		2920406CBC²	---
	1/4"	7/16"-24 ¹		292-0407	100
	1/4"	7/16"-24 ¹		2920407CBC²	---
	5/16"	1/2"-20		292-0408	100
	5/16"	1/2"-20		2920408CBC²	---
5/16"	5/16"	1/2"-20		292-0508	100
	5/16"	1/2"-20		292-0608	100
3/8"	5/16"	1/2"-20		2920608CBC²	---
	3/8"	5/8"-18		292-0610	50
	3/8"	5/8"-18		2920610CBC²	---
1/2"	1/2"	3/4"-18 ¹		292-0812	25
	1/2"	3/4"-18 ¹		2920812CBC²	---



¹ UNS Thread

² brass cap on CBC parts

Rigid Tube x Hose Barb

Hose ID	Tube OD	Brass		303 Stainless Steel		Pkg Qty
			Part #		Part #	
1/4"	3/16"		294-0403		---	100
	3/16"		2940403CBC¹		---	---
	1/4"		294-0404		294-0404SS	100
	1/4"		2940404CBC¹		---	---
	5/16"		294-0405		---	100
	5/16"		2940405CBC¹		---	---
3/8"	3/8"		294-0606		294-0606SS	50
	3/8"		2940606CBC¹		---	---
1/2"	1/2"		294-0808		294-0808SS	50
	1/2"		2940808CBC¹		---	---
5/8"	5/8"		294-1010		---	25
	5/8"		2941010CBC¹		---	---
3/4"	3/4"		294-1212		294-1212SS	25



¹ brass cap on CBC parts

Push-On Fittings Tool

Features:


- cuts push-on style hose and inserts the fitting
- Built-in cutter slices through 1/4" - 3/4" ID reinforced push-on hose without fraying.
- Clamp hose into tools vice and apply light pressure on handle to drive in the fitting.
- tool has four 7/16" diameter mounting holes for bench mounting
- overall size is 13 1/2" long x 2 3/8" wide x 7" height



Installation Instructions:

1. To cut your hose, retract the handle, place the hose in the cutter area and pull the handle.
2. After cutting the hose to the desired length, place the hose under the cam handle locking it in place with the hose end aligned with the appropriate mark on the label.
3. Place the barbed end of the fitting against the end of the hose and then pull the handle forward to complete the installation.

Size	Part #
1/4" - 3/4"	270AT

 Caution: Push-on fittings will properly grip push-on hose only when pushed all the way in, with the cut end of the hose completely concealed by the plastic cap.

Hose Assembly Tool



- installs 1/4", 5/16" and 3/8" hose fittings
- lightweight, portable, comfortable cushioned grip
- economical

Part #
HHCI

Yellow Lok-on Caps

- **intended for use with Lok-On (push-on style) hose only**
- No hose clamps or ferrules are needed for installation
- Properly grips push-on hose only when pushed all the way in, with the cut end of the hose completely concealed by the plastic cap.



Hose ID	Plastic Part #	Pkg Qty
1/4"	2720400W	100
5/16"	2720500W	100
3/8"	2720600W	100
1/2"	2720800W	100
5/8"	2721000W	50
3/4"	2721200W	50
1"	2721600W	25

- Sold in package quantities only.

Reusable Fittings

Application:

- recommended for low pressure air hose applications

Features:

- maximum working pressure: **250 PSI** at ambient temperature **70°F (21°C)**
- durable, easily repaired hose connection
- *caution: check hose OD and ID accurately before ordering*



Male Thread

Hose ID	Hose OD	Male NPTF	Brass		Pkg Qty
			Previous Part #	Part #	
1/4"	1/2"	1/8"	BN21RU50	100	
	9/16"	1/8"	BN21RU56	100	
	5/8"	1/8"	BN21RU62	100	
	1/2"	1/4"	BN22RU50	50	
	9/16"	1/4"	BN22RU56	50	
	5/8"	1/4"	BN22RU62	50	
	1/2"	3/8"	BN23RU50	50	
	9/16"	3/8"	BN23RU56	50	
5/16"	5/8"	3/8"	BN23RU62	50	
	9/16"	1/4"	BN252RU56	50	
	5/8"	1/4"	BN252RU62	50	
	11/16"	1/4"	BN252RU68	50	
	9/16"	3/8"	BN253RU56	50	
	5/8"	3/8"	BN253RU62	50	
3/8"	11/16"	3/8"	BN253RU68	50	
	5/8"	1/4"	BN32RU62	50	
	11/16"	1/4"	BN32RU68	50	
	3/4"	1/4"	BN32RU75	50	
	5/8"	3/8"	BN33RU62	50	
	11/16"	3/8"	BN33RU68	50	
	3/4"	3/8"	BN33RU75	50	
	5/8"	1/2"	BN34RU62	50	
1/2"	11/16"	1/2"	BN34RU68	50	
	3/4"	1/2"	BN34RU75	50	
	7/8"	1/4"	BN42RU87	25	
	15/16"	1/4"	BN42RU93	25	
	1"	1/4"	BN42RU99	25	
	7/8"	3/8"	BN43RU87	25	
	15/16"	3/8"	BN43RU93	25	
	1"	3/8"	BN43RU99	25	
1/2"	7/8"	1/2"	BN44RU87	20	
	15/16"	1/2"	BN44RU93	20	
	1"	1/2"	BN44RU99	20	



Hose ID	Hose OD	Male NPT	303 Stainless Steel		Pkg Qty
			Previous Part #	Part #	
1/4"	1/2"	1/8"	BN21RU50SS	1834084K	100
	9/16"	1/8"	---	BN21RU56SS	100
	5/8"	1/8"	---	BN21RU62SS	100
	1/2"	1/4"	---	BN22RU50SS	50
	9/16"	1/4"	---	BN22RU56SS	50
	5/8"	1/4"	---	BN22RU62SS	50
5/16"	9/16"	1/4"	---	BN252RU56SS	50
	5/8"	1/4"	---	BN252RU62SS	50
3/8"	5/8"	1/4"	---	BN32RU62SS	50
	11/16"	1/4"	BN32RU68SS	1836114KSS	50
	3/4"	1/4"	BN32RU75SS	1836124KSS	50
	5/8"	3/8"	BN33RU62SS	1836106KSS	50
	11/16"	3/8"	BN33RU68SS	1836116KSS	50
	3/4"	3/8"	BN33RU75SS	1836126KSS	50
	7/8"	3/8"	BN43RU87SS	1838146KSS	25
	15/16"	3/8"	BN43RU93SS	1838156KSS	25
	7/8"	1/2"	BN44RU87SS	1838148KSS	20
	15/16"	1/2"	BN44RU93SS	1838158KSS	20



Reusable Fittings

Swivel Stems

Hose ID	Female NPSM	Brass Part #	Optional Qty
1/4"	1/4"-18	1840404A	50
	3/8"-18	1840406A	50
5/16"	1/4"-18	1840504A	50
3/8"	1/4"-18	1840604A	50
	3/8"-18	1840606A	50
1/2"	1/2"-14	1840808A	25

Industrial Hose Fittings




Female Swivels

Hose ID	Hose OD	Female NPSM	Brass Part #	Optional Qty
1/4"	1/2"	1/4"	185-4084	50
	9/16"	1/4"	185-4094	50
	5/8"	1/4"	185-4104	50
	1/2"	3/8"	185-4086	50
	9/16"	3/8"	185-4096	50
	5/8"	3/8"	185-4106	50
5/16"	9/16"	1/4"	185-5094	50
	5/8"	1/4"	185-5104	50
	11/16"	1/2"	185-5114	50
3/8"	5/8"	1/4"	185-6104	50
	11/16"	1/4"	185-6114	50
	3/4"	1/4"	185-6124	50
	5/8"	3/8"	185-6106	50
	11/16"	3/8"	185-6116	50
	3/4"	3/8"	185-6126	50
1/2"	7/8"	1/2"	185-8148	20
	15/16"	1/2"	185-8158	20
	1"	1/2"	185-8168	20



Splicer Stems

Hose ID	Brass Part #	Optional Qty
1/4"	1860404S	100
3/8"	1860606S	50



Hose Splicers

Hose ID	Hose OD	Brass Part #	Optional Qty
1/4"	1/2"	187-0408	50
	9/16"	187-0409	50
	5/8"	187-0410	50
3/8"	5/8"	187-0610	25
	11/16"	187-0611	25
	3/4"	187-0612	25




Reusable Fittings

Industrial Hose
Fittings



Ferrules

Hose ID	Hose OD	Brass Part #	303 Stainless Steel Part #	Opt Qty
1/4"	1/2"	1800408F	1800408FSS	100
	9/16"	1800409F	1800409FSS	50
	5/8"	1800410F	1800410FSS	50
5/16"	9/16"	1800509F	1800509FSS	100
	5/8"	1800510F	1800510FSS	50
	11/16"	1800511F	---	50
3/8"	5/8"	1800610F	1800610FSS	50
	11/16"	1800611F	1800611FSS	50
	3/4"	1800612F	1800612FSS	50
1/2"	7/8"	1800814F	1800814FSS	25
	15/16"	1800815F	1800815FSS	25
	1"	1800816F	---	20




Male Stems

Hose ID	Male NPTF Thread ¹	Brass Part #	303 Stainless Steel ¹ Part #	Opt Qty
1/4"	1/8"	1820402S	1820402SS	100
	1/4"	1820404S	1820404SS	100
	3/8"	1820406S	---	50
5/16"	1/4"	1820504S	1820504SS	50
	3/8"	1820506S	---	50
3/8"	1/4"	1820604S	1820604SS	100
	3/8"	1820606S	1820606SS	50
	1/2"	1820608S	---	25
1/2"	1/4"	1820804S	---	50
	3/8"	1820806S	1820806SS	50
	1/2"	1820808S	1820808SS	25



¹ stainless steel parts have NPT threads

Standard Shank Fittings



GHT Complete Couplings with Hex Nut

Feature:

- extended male GHT - deeper thread

Hose Size	Brass Part #	Lead Free Brass ² Part #	303 Stainless Part #
3/8"	BC73	---	---
1/2"	BC74	5920808KLF	SSC74
5/8"	BC75	5921010KLF	SSC75
3/4"	BC76	5921212KLF	SSC76
1"	BC78	---	---
1"	BS808	---	---

¹ 1" NPSH thread

² Lead free brass <=0.25% lead; Alloy CA2745; Alloy C46400

Note: complete coupling set is not shipped assembled

GHT Female Fittings with Swivel Nut



Hose Size	Brass Part #	Lead Free Brass ² Part #	303 Stainless Part #	Pkg Qty
3/8"	BCF73	---	---	25
1/2"	BCF74	---	SSCF74	25
	---	5910812CLF	---	25
5/8"	BCF75	---	SSCF75	25
	---	5911012CLF	---	25
3/4"	BCF76	---	SSCF76	25
	---	5911212CLF	---	25
1"	BCF78	---	---	10
	BS848 ^{1,3}	---	---	10

¹ 1" NPSH thread

² Lead free brass <=0.25% lead; Alloy CA2745; Alloy C46400

³ washer included, part # **5911616W** on page 242

- SBR black rubber washer part # **5911212W** included found on page 230

GHT Male Fittings

Feature:

- extended male GHT - deeper thread



Hose Size	Brass Part #	Lead Free Brass ² Part #	303 Stainless Part #	Pkg Qty
3/8"	BCM73	---	---	25
1/2"	BCM74	---	SSCM74	25
	---	5900812CLF	---	25
5/8"	BCM75	---	SSCM75	25
	---	5901012CLF	---	25
3/4"	BCM76	---	SSCM76	25
	---	5901212CLF	---	25
1"	BCM78	---	---	10
	BS818 ¹	---	---	10

¹ 1" NPSH thread

² Lead free brass <=0.25% lead; Alloy CA2745; Alloy C46400

Short Shank Fittings

- use with washers on page 238

GHT Complete Couplings with Hex Nut

Features:

- extended male GHT - deeper thread
- complete coupling set is not shipped assembled

Hose Size	Brass Part #
1/2"	HNBGH74
5/8"	HNBGH75
3/4"	HNBGH76



GHT Complete Couplings with Round Nut

Hose Size	Brass Part #
1/2"	BGH74
5/8"	BGH75
3/4"	BGH76



GHT Female Couplings with Round Nut

Hose Size	Shank Length	Brass Part #
1/2"	1"	BGHF74
5/8"	1"	BGHF75
3/4"	1"	BGHF76



GHT Female Swivels with Hex Nut

Hose Size	Shank Length	Brass Part #
1/2"	1"	HNBGHF74
5/8"	1"	HNBGHF75
3/4"	1"	HNBGHF76



GHT Male Couplings with Hex

Feature:

- extended male GHT - deeper thread

Hose Size	Shank Length	Brass Part #
1/2"	1"	BGHM74
5/8"	1"	BGHM75
3/4"	1"	BGHM76



Short Shank Couplings with Octagon Nut

- sold in complete sets only



Hose Size	Shank Length	Aluminum Part #
3/8"	13/16"	ABC73
3/4"	1-1/8"	ABC76

Standard Shank Cast Coupling with Hex Nut

- use with washers on page 201
- sold in complete sets only



Hose Size	Brass Part #
1/2"	CBC74
5/8"	CBC75
3/4"	CBC76
1"	CBC88¹

¹ NPSM thread

Garden Hose Menders



Hose ID	Brass	
	Previous Part #	Part #
1/2"	---	BM4
5/8"	5781010C	1781010C
3/4"	---	BM6
1"	---	BM8

Long Shank Fittings

Complete Couplings - GHT

Feature:

- extended male GHT, deeper thread


Hose ID	GHT Thread	Plated Steel Part #	Brass	
			Previous Part #	Part #
3/8"	3/4"	SLS307	---	---
1/2"	3/4"	SLS407	BLS407	5950808K
5/8"	3/4"	SLS507	BLS507	5951010K
3/4"	3/4"	SLS607	BLS607	BLS606



Industrial Hose Fittings

Female Couplings - GHT

Hose ID	GHT Thread	Plated Steel Part #	Brass Part #	Pkg Qty	Lead Free Brass
					Part #
3/8"	3/4"	SLS347	---	---	---
1/2"	3/4"	SLS447	BLS447	25	---
5/8"	3/4"	SLS547	BLS547	25	---
3/4"	3/4"	SLS647	BLS647	25	5941212CLF¹



D

Male Couplings - GHT

Feature:

- extended male GHT, deeper thread

Hose ID	GHT Thread	Plated Steel Part #	Brass Part #	Pkg Qty	Lead Free Brass
					Part #
3/8"	3/4"	SLS317	---	50	---
1/2"	3/4"	SLS417	BLS417	25	---
5/8"	3/4"	SLS517	BLS517	25	---
3/4"	3/4"	SLS617	BLS617	10	5931212CLF¹



¹ Lead free brass <=0.25% lead; Alloy CA2745; Alloy C46400

Spray Hose Fittings

Complete Couplings - GHT

Hose ID	GHT Thread	Plated Steel Part #
3/8"	3/4"	SS307
1/2"	3/4"	SS407
5/8"	3/4"	SS507
3/4"	3/4"	SS607

Industrial Hose Fittings



Female Couplings - GHT

Hose ID	GHT Thread	Plated Steel Part #
3/8"	3/4"	SS347
1/2"	3/4"	SS447
5/8"	3/4"	SS547
3/4"	3/4"	SS647



Male Couplings - GHT

Hose ID	GHT Thread	Plated Steel Part #
3/8"	3/4"	SS317
1/2"	3/4"	SS417
5/8"	3/4"	SS517
3/4"	3/4"	SS617



GHT Zinc Fittings

Features:

- premium brass and zinc construction for maximum strength and durability
- patented impact resistant clamp design
- non-corroding high grade 410 stainless steel screws will not strip when tightened
- leakproof, reusable
- for use with rubber or plastic hose
- fits all 3/8" and 1/2" hose

Female Hose Fittings

Part #	Optional Qty
M5834F	48



Male Hose Fittings

Part #	Optional Qty
M5834M	48



Menders

Part #	Optional Qty
M5834HM	48



Male GHT Adapters

Male Hose x Male Hose x Female Pipe

Male GH x Male GH x Female NPT	Lead Free Brass Part #
3/4" x 3/4" x 1/2"	5091212CLF



Male GHT x Male NPTF



brass



lead free brass



303 stainless

Male GHT	Male NPTF	Brass Part #	Lead Free Brass ³ Part #	Male Thread	303 Stainless Part #	Pkg Qty
3/4"	3/8"	BA73 ¹	---	---	---	25
3/4"	1/2"	BA74 ¹	5081208CLF	NPT	RA74	25
3/4"	3/4"	---	---	NPT	RA776	25
3/4"	3/4" x 1/2"	BA776 ^{1,2}	5141212CLF ²	NPT	---	25
3/4"	1"	BA78 ¹	---	---	---	10

¹ extended male GHT, deeper thread

² has 1/2" female NPT on ID of 3/4" male NPT side

³ Lead free brass <=0.25% lead; Alloy CA2745; Alloy C46400

Male GHT Adapters

Male GHT



brass



303 stainless

Male GHT	Male GHT	Brass Part #	Male GHT	303 Stainless Part #	Pkg Qty
3/4"	3/4"	BA777 ¹	NPT	RA777 ¹	25
3/4"	1" ²	509-1612 ¹	---	---	20

¹ extended male GHT, deeper thread² NPSH thread

Female NPTF



brass



303 stainless

Male GHT	Female NPTF	Brass Part #	Lead Free Brass Part #	Pkg Qty
3/4"	1/4"	507-1204 ¹	---	25
3/4"	3/8"	507-1206 ¹	---	25
3/4"	1/2"	BA794 ¹	---	25
3/4"	3/4"	BA796 ¹	5071212CLF ^{2,3}	25

Male GHT	Female NPT	303 Stainless Part #	Pkg Qty
3/4"	1/2"	RA794	25
3/4"	3/4"	RA796	25

¹ extended male GHT, deeper thread² NPT threads³ Lead free brass <=0.25% lead; Alloy CA2745; Alloy C46400

Female GHT Adapters

Swivel

Female x Female	Brass Part #	Optional Qty
3/4" x 3/4"	BA977	25
3/4" x 3/4"	5061212CLF¹	25



brass



lead free brass

¹ Lead free brass <=0.25% lead; Alloy CA2745; Alloy C46400

Female GHT Swivel x Female NPTF

Female GHT x Female NPTF	Brass Part #	Lead Free Brass Part #	303 Stainless Part #	Pkg Qty
3/4" x 1/2"	BAS974	5021208CLF^{1,2}	RAS974	25
3/4" x 3/4"	BAS976	5021212CLF^{1,2}	RAS976	10



¹ Lead free brass <=0.25% lead; Alloy CA2745; Alloy C46400

² NPT threads

Female GHT Swivel x Male NPTF

Female GHT	Male NPTF	Brass Part #	Male NPT	303 Stainless Part #	Pkg Qty
3/4"	1/4"	504-1204	---	---	25
3/4"	3/8"	504-1206	---	---	25
3/4"	1/2"	504-1208	1/2"	R504-1208	25
3/4"	3/4"	504-1212	3/4"	R504-1212	20



Rigid Female GHT x Male NPTF

Female GHT	Male Thread NPTF	Brass Part #	Male Thread NPT	303 Stainless Part #	Pkg Qty
3/4"	3/8"	BMA973	---	---	25
3/4"	1/2"	BMA974	1/2"	RMA974	25
3/4"	3/4"	BMA976¹	3/4"	RMA976	25



Rigid Female GHT x Female NPTF

Female GHT	Female Thread NPTF	Brass Part #	Female Thread NPT	303 Stainless Part #	Pkg Qty
3/4"	1/8"	BA971	---	---	50
3/4"	1/4"	BA972	---	---	25
3/4"	3/8"	BA973	---	---	25
3/4"	1/2"	BA974	1/2"	RA974	25
3/4"	3/4"	BA976	3/4"	RA976	25



¹ has 1/2" female NPTF on ID of 3/4" male NPTF side

Black SBR Washers



ID	OD	duro	Part #	Optional Qty
0.63"	1.00"	80	5911212W	100
0.86"	1.27"	60	5911616W	100

Garden Hose Filter Washer



Description	FDA black 70a duro PVC		Optional Qty
	Previous Part #	Part #	
304 stainless steel mesh, FDA black 70a duro PVC	TVS7-30	5911212F	100

Red Vinyl GHT Washer



red vinyl Part #	Optional Qty
TVW7	100

White Rubber GHT Washer



white rubber (Styrene Butadiene) Part #	Optional Qty
TRW7	100

Garden Hose Cap



Size	Brass Part #	Optional Qty
¾"	GHC7	25

Garden Hose Round Nut with Knurl



Size	Brass Part #
¾"	5861012N

Garden Hose Hex Nut with Knurl



Size	Brass Part #
¾" GHT	5911212N
1" NPSH	5911616N

Compression Bibb Faucets

Features:

- rough brass finish
- nozzle end is GHT
- for water use only

Male NPT Inlet Size	Brass Part #
1/2"	35-201-10
3/4"	35-202-10



Industrial Hose Fittings

Garden Hose Quick Connect

Features:

- easy push-pull ring for long lasting and quick hose attachments
- maximum operating pressure: **150 PSI** at ambient temperature **70°F (21°C)**
- maximum temperature **140°F (60°C)**

Complete Assembly

Description	Brass Part #	303 Stainless Steel Part #
complete assembly	DGH7	DGH7SS
complete valved assembly	DGH7V	---



D

Female Couplers

Description	Brass Part #	303 Stainless Steel Part #
coupler	DGH7C	DGH7CSS
valved coupler-water shutoff	DGH7CV	---



Replacement Parts

Description	Part #
replacement rubber seal gasket for 500QCFV (DGH7CV)	500QCFVSG
replacement NBR O-ring for 500QCFV (DGH7CV)	500QCFVOR

Replacement Seal for 500QCF

Nitrile Butadiene Rubber Part #
DGHW7



Male Plugs

Description	Brass		303 Stainless Steel	
	Previous Part #	Part #	Previous Part #	Part #
male plug	DGH7P	500QCM	DGH7PSS	500QCMSS



Garden Hose Fittings

Straight GHT Valve

**Features:**

- powder-coated zinc shut-off valve
- maximum temperature: **160°F (71°C)** (hot water)
- recommended usage: **100°F (38°C)**
- working pressure: **60 PSI**

Part #

GHV

GHT Ball Valve

**Features:**

- forged brass
- maximum temperature: **140°F (60°C)** (hot water)
- working pressure: **100 PSI**

Part #

500GHV

GHT Twin Valve

**Features:**

- powder-coated zinc with twin shut-off valves
- maximum temperature: **160°F (71°C)** (hot water)
- recommended usage: **100°F (38°C)**
- working pressure: **60 PSI**

Part #

GHYV

Garden Hose Y Valve

**Features:**

- forged brass
- double Y valve, swivel inlet - with Higbie cut threads (capped) to prevent cross threading
- maximum temperature: **140°F (60°C)** (hot water)
- working pressure: **100 PSI**

Part #

500GHY

Garden Hose Y Coupler

**Features:**

- nickel plated brass
- maximum working pressure: **150 PSI**
- maximum temperature: **195°F (90.5°C)**

Part #

500YC

GHT Y

**Features:**

- powder-coated zinc with twin outlet
- includes one end cap
- maximum temperature: **160°F (71°C)** (hot water)
- recommended usage: **100°F (38°C)**
- working pressure: **60 PSI**

Part #

GHY

GHT 4-Valve Manifold

Features:

- forged brass body, stainless steel balls, PTFE seals
- swivel inlet
- maximum temperature: **120°F (49°C)**
- maximum operating pressure: **100 PSI**



Part #

500GH4VBK

GHT Back Flow Preventer

Features:

- brass extruded stock
- maximum operating pressure: **125 PSI**
- temperature range: **33°F to 180°F (.5°C to 82°C)**

Materials:

- gasket: Buna-N
- components: stainless steel



Part #

500BFP

Radiator Bibb

Feature:

- ¼" female pipe thread connection

Material:

- spout: vinyl



Part #

8013

Garden Hose Gooseneck

Features:


- angles hose away from hose bibb
- recommended usage: **100°F (38°C)**
- working pressure: **60 PSI**



Powder Coated Zinc

Part #

GHGN




Hose Shank x Male NPT Inserts

Size	Nylon Part #	Pkg Qty	Polypropylene Part #	Pkg Qty
1 1/4"	THN15	25	---	---
1 1/2"	THN20	25	HB150	25
2"	THN25	20	HB200	24
3"	THN35	10	HB300	10
4"	---	---	HB400	12


Tuff-Lite™

Hose Shank x Male NPT Insert

Nylon Features:

- Nylon fittings should not be used with acid-based fertilizers, bromine, chlorine, fluorine, hydrochloric acid, iodine, nitric acid, phosphoric acid, sulfuric acid or xylene.
- nylon should not be used with compressed gas 
- fittings are white

Polypropylene Features:

- Polypropylene fittings should not be used with aromatic hydrocarbons, carbon tetra-chloride, gasoline, hexane, kerosene, nitric acid, sodium hydrochlorite, toluene, trichloroethylene or xylene.
- polypropylene should not be used with compressed gas 
- fittings are black




Hose Size	Male NPT	Nylon Part #	Pkg Qty	Polypropylene Part #	Pkg Qty
1/4"	1/8"	TN21	50	PPN21	50
	1/4"	TN22	50	PPN22	50
	3/8"	TN23	50	PPN23	50
	1/2"	TN24	50	PPN24	50
	3/4"	TN26	50	---	---
	1"	TN28	50	---	---
5/16"	1/4"	TN252	50	---	---
3/8"	1/8"	TN31	50	PPN31	50
	1/4"	TN32	50	PPN32	50
	3/8"	TN33	50	PPN33	50
	1/2"	TN34	50	PPN34	50
	3/4"	TN36	50	PPN36	50
1/2"	1/8"	TN41	50	---	---
	1/4"	TN42	50	PPN42	50
	3/8"	TN43	50	PPN43	50
	1/2"	TN44	50	PPN44	50
	3/4"	TN46	50	PPN46	50
5/8"	3/8"	TN53	50	---	---
	1/2"	TN54	50	PPN54	50
	3/4"	TN56	50	PPN56	50
3/4"	3/8"	TN63	50	---	---
	1/2"	TN64	50	PPN64	50
	3/4"	TN66	50	PPN66	50
	1"	TN68	25	PPN68	25
1"	3/4"	TN86	25	PPN86	25
	1"	TN88	25	PPN88	25
1 1/4"	1"	TN158	15	---	---
	1 1/4"	TN150	10	PPN150	10
	1 1/2"	TN1520	10	---	---
1 1/2"	1 1/4"	TN2015	10	---	---
	1 1/2"	TN200	10	PPN200	10
2"	2"	TN250	5	PPN250	5

• sold in package quantities only

Tuff-Lite™

Hose Shank x Female NPT Insert

Features:

- Nylon fittings should not be used with acid-based fertilizers, bromine, chlorine, fluorine, hydrochloric acid, iodine, nitric acid, phosphoric acid, sulfuric acid or xylene.
- nylon should not be used with compressed gas 

Hose Size	Female NPT	Nylon Part #
1/4"	1/4"	TFS22
1/4"	1/2"	TFS42
1/2"	1/2"	TFS44
3/4"	3/4"	TFS66



Industrial Hose Fittings

Female 45°SAE/37°JIC Swivel x Hose Barb

Feature:

- ball seat type

Hose Size	Female NPSM	Nylon Part #
1/4"	1/4"	TF22
3/8"	3/8"	TF33



D

Short Shank x Female NPSM Coupling

- sold in package quantities only
- shipped with a red vinyl washer (**TVW7**), replacement washers on page 238

Hose Shank	Female NPSM	Nylon Part #	Pkg Qty
1/4"	3/4"	TCF62	50
3/8"	3/4"	TCF63	50
1/2"	3/4"	TCF64	50
5/8"	3/4"	TCF65	50
3/4"	3/4"	TCF66	50



Tuff-Lite™

90° Hose Barb Elbow x Male NPT



Hose Size	Male NPT	Nylon Part #	Pkg Qty
1/4"	1/8"	TLS21	50
	1/4"	TLS22	50
	3/8"	TLS23	50
3/8"	1/8"	TLS31	50
	1/4"	TLS32	50
	3/8"	TLS33	50
	1/2"	TLS34	50
	3/4"	TLS36	50
1/2"	1/4"	TLS42	50
	3/8"	TLS43	50
	1/2"	TLS44	50
	3/4"	TLS46	25
	1"	TLS48	25
5/8"	3/8"	TLS53	25
	1/2"	TLS54	25
	3/4"	TLS56	25
	1"	TLS58	25
3/4"	3/8"	TLS63	25
	1/2"	TLS64	25
	3/4"	TLS66	25
	1"	TLS68	15
1"	3/4"	TLS86	15
	1"	TLS88	15

- sold in package quantities only.

90° Hose Barb Elbow x Female NPT



Hose Size	Female NPT	Nylon Part #
1/2"	1/2"	TLFS44
1/2"	3/4"	TLFS64
3/4"	3/4"	TLFS66

Hose Barb x 90° Hose Barb Elbow



Hose Size	Nylon Part #	Pkg Qty	Polypropylene Part #	Pkg Qty
1/4"	TLSS22	50	PPLSS22	50
3/8"	TLSS33	50	PPLSS33	50
1/2"	TLSS44	50	PPLSS44	50
3/4"	TLSS66	50	PPLSS66	50

- sold in package quantities only

Tuff-Lite™

Hose Run x Male NPT Branch Tee

Hose Size	Male NPT	Nylon Part #	Pkg Qty
1/4"	1/4"	TSST222	50
3/8"	3/8"	TSST333	50
1/2"	1/2"	TSST444	25
3/4"	3/4"	TSST666	25



Industrial Hose Fittings

- sold in package quantities only

Hose Run x Hose Branch Tee

Hose Size	Nylon Part #	Pkg Qty
1/4"	TSSS222	50
3/8"	TSSS333	50
1/2"	TSSS444	50
3/4"	TSSS666	25



D

- sold in package quantities only

Menders

Feature:

- maximum working temperature: 150°F (66°C)

Size	Nylon Part #	Pkg Qty	Polypropylene Part #	Pkg Qty
1/4"	TM2 ¹	50	PPM2	50
5/16"	TM25 ¹	50	---	---
3/8"	TM3 ¹	50	PPM3	50
1/2"	TM4 ¹	50	PPM4	50
5/8"	TM5 ¹	50	PPM5	50
3/4"	TM6 ¹	50	PPM6	50
1"	TM8 ¹	25	PPM8	50
1 1/4"	TM16	50	---	---
1 1/2"	TM21	10	---	---
2"	TM26	20	---	---
4"	TM46	25	---	---
6"	TM66	12	---	---



nylon



polypropylene

- sold in package quantities only

Tuff-Lite™

Short Shank Female GHT Couplings



polypropylene



nylon

- shipped with a red vinyl washer (**TVW7**), replacement washers on page 238

Hose Shank	Thread Size	Nylon Part #	Polypropylene Part #
1/4"	3/4" GHT	TCF72	PPCF72
3/8"	3/4" GHT	TCF73	PPCF73
1/2"	3/4" GHT	TCF74	PPCF74
5/8"	3/4" GHT	TCF75	PPCF75
3/4"	3/4" GHT	TCF76	PPCF76

Short Shank Male GHT Couplings



polypropylene



nylon

Hose Shank	Thread Size	Nylon Part #	Polypropylene Part #
1/4"	3/4" GHT	TCM72	---
3/8"	3/4" GHT	TCM73	PPCM73
1/2"	3/4" GHT	TCM74	PPCM74
5/8"	3/4" GHT	TCM75	PPCM75
3/4"	3/4" GHT	TCM76	PPCM76

Male GHT x Female NPT Adapter



polypropylene



nylon

Female NPT	Nylon Part #	Pkg Qty	Polypropylene Part #	Pkg Qty
1/4"	TA792	50	PPA792	50
3/8"	TA793	50	---	--
1/2"	TA794	50	PPA794	50
3/4"	TA796	50	PPA796	25

- sold in package quantities only

Female GHT x Male NPT Adapter



Male NPT	Nylon Part #	Pkg Qty
1/4"	TA972	50
3/8"	TA973	50
1/2"	TA974	50
3/4"	TA976	50

- sold in package quantities only

Tuff-Lite™
Female GHT x Female NPT Adapter

Female NPT	Nylon Part #	Pkg Qty
1/2"	TA974F	50
3/4"	TA976F	50



- sold in package quantities only

Male GHT x Male NPT Adapter

Male NPT	Nylon Part #	Pkg Qty	Polypropylene Part #	Pkg Qty
1/4"	TA772	50	---	---
3/8"	TA773	50	PPA773	50
1/2"	TA774	50	PPA774	50
3/4"	TA776	50	PPA776	50
1"	TA778	25	---	---



polypropylene



nylon

- sold in package quantities only

Male GHT x 90° Hose Barb Elbow

Hose Size	Nylon Part #	Pkg Qty
3/8"	TLS37	50
1/2"	TLS47	25
5/8"	TLS57	25
3/4"	TLS67	50



- sold in package quantities only

GHT x Male NPT Elbow

Male NPT	Nylon Part #	Pkg Qty
3/8"	TLT73	25
1/2"	TLT74	25
3/4"	TLT76	25



- sold in package quantities only

Tuff-Lite™

Industrial Hose
Fittings

Push-On Hose Shank x Male NPT Insert

Feature:

- No clamps are needed when these fittings are used with push-on hose.

Hose Size	Male NPT	Nylon Part #	Pkg Qty
1/4"	1/8"	TPN21	50
	1/4"	TPN22	50
	3/8"	TPN23	50
3/8"	1/4"	TPN32	50
	3/8"	TPN33	50
	1/2"	TPN34	50
1/2"	3/8"	TPN43	50
	1/2"	TPN44	50
	3/4"	TPN46	50

- sold in package quantities only

Push-On Hose Shank x Female NPT Insert

Feature:

- No clamps are needed when these fittings are used with push-on hose.



Hose Size	Female NPT	Nylon Part #	Pkg Qty
1/4"	1/4"	TPF22	50
3/8"	1/4"	TPF32	50
	3/8"	TPF33	50
1/2"	3/8"	TPF43	50
	1/2"	TPF44	50

- sold in package quantities only

Push-On Hose Menders

Feature:

- no clamps needed when used with push-on hose



Size	Nylon Part #	Pkg Qty
1/4"	TPM2	50
3/8"	TPM3	50
1/2"	TPM4	50

- sold in package quantities only

Type A

Application:

- used primarily on irrigation and suction lines

Features:

- hot dipped, galvanized
- has a double pin locking lever for smooth closing action
- Type A Agri-Lock style locks on female style
- Each coupler is equipped with a safety pin to prevent accidental openings.
- *These fittings are not recommended for chemicals or any hazardous type materials where the possibility of leakage would result in health or environmental concerns. Consult Dixon® for recommendations.*



Female with Hose Shank

Feature:

- supplied with gasket

Size	Galvanized Steel Part #
10"	FC21210
12"	FC21212 ¹

¹ 12" supplied with M20412 lever assist bar found on page 252



10"

Female with Machined Hose Shank

Features:

- Dixon® combination nipple style hose shank machined from Schedule 40 pipe
- recommended for use with steel King Crimp™ sleeves
- supplied with gasket

Size	Galvanized Steel Part #
10"	FC21210ST100
12"	FC21212ST120 ¹

¹ 12" supplied with M20412 lever assist bar found on page 252



12"

Female with 150# ASA Flange

Feature:

- supplied with gasket

Size	Galvanized Steel Part #
10"	FC22310
12"	FC22312 ¹

¹ 12" supplied with M20412 lever assist bar found on page 252

- For flange dimensions, diagrams and additional information please reference canada.dixonvalve.com.



12"

Type A

Male with Hose Shank



Size	Galvanized Steel Part #
10"	MC21110
12"	MC21112

Male with Machined Hose Shank

Features:

- Dixon® combination nipple style hose shank machined from Schedule 40 pipe
- recommended for use with steel King Crimp™ sleeves



Size	Galvanized Steel Part #
10"	MC21110ST100
12"	MC21112ST120

Male with 150# ASA Flange



Size	Galvanized Steel Part #
10"	MC22210
12"	MC22212

- For flange dimensions, diagrams and additional information please reference canada.dixonvalve.com.

Type A

Male x Female 90° Elbows

Feature:

- supplied with gasket

Size	Galvanized Steel Part #
10"	EL21510-90
12"	EL21512-90¹



12"

Industrial Hose
Fittings

¹ 12" supplied with M20412 lever assist bar on page 252

Female for Welding to Pipe

Size	Unplated Steel Part #
10"	20410
12"	20412



12"

Males with Ring for Welding

Size	Unplated Steel Part #
10"	21010
12"	21012



Female Plugs

Feature:

- supplied with gasket

Size	Galvanized Steel Part #
10"	FP20910
12"	FP20912¹



10"

¹ 12" supplied with M20412 lever assist bar on page 252

Type A

Male Plugs with Ring



Size	Galvanized Steel Part #
10"	MP21010
12"	MP21012

Gaskets



Size	Rubber Part #	EPDM Part #
10"	RG20510	RG20610
12"	RG20512	RG20612

Lever Assist Bar



Size	Galvanized Steel Part #
12"	M20412

Quick Connect Safety Pin



Size	Galvanized Steel Part #
12"	SP290

Type B

Application:

- used primarily on irrigation and suction lines

Features:

- hot dipped, galvanized
- has a double pin locking lever for smooth closing action
- Type B (*Bauer style*) locks on the male side
- Each coupler is equipped with a safety pin to prevent accidental openings.
- *These fittings are not recommended for chemicals or any hazardous type materials where the possibility of leakage would result in health or environmental concerns. Consult Dixon® for recommendations.*



Male x Hose Shank

Size	Galvanized Steel Part #
2"	MC3092
3"	MC3093
4"	MC3094
6"	MC3096
8"	MC3098
10"	MC30910 ¹
12"	MC30912 ¹



¹ 10" and 12" supplied with ACB304 lever assist bar on page 257

Male with Male NPT

Size	Galvanized Steel Part #
2"	MCM3112
3"	MCM3113
4"	MCM3114
6"	MCM3116
8"	MCM3118



Female x Hose Shank

Feature:

- supplied with gasket

Size	Galvanized Steel Part #
2"	FC3102
3"	FC3103
4"	FC3104
6"	FC3106
8"	FC3108
10"	FC31010
12"	FC31012



Female with Male NPT

Feature:

- supplied with gasket

Size	Galvanized Steel Part #
2"	FCM3122
3"	FCM3123
4"	FCM3124
6"	FCM3126
8"	FCM3128



Type B

Male with Machined Hose Shank


Features:

- Dixon® combination nipple style hose shank machined from Schedule 40 pipe
- recommended for use with steel King Crimp™ sleeves



Size	Galvanized Steel Part #
2"	MC3092ST25
3"	MC3093ST35
4"	MC3094ST40
6"	MC3096ST60
8"	MC3098ST80

Male x 150# ASA Flange



Size	Galvanized Steel Part #
4"	MC3134
6"	MC3136
8"	MC3138
10"	MC31310 ¹
12"	MC31312 ¹

¹ 10" and 12" supplied with ACB304 lever assist bar on page 257

- For flange dimensions, diagrams and additional information please reference canada.dixonvalve.com.


Male Weld-On



Size	Unplated Steel Part #
2"	3032
3"	3033
4"	3034
6"	3036
8"	3038
10"	30310
12"	30312

- female and male fittings are commonly used for butt-welding to pipe

Heavy Duty Female x Dixon® Combination Nipple Hose Shank



Size	Galvanized Steel Part #
2"	FC3102ST25
3"	FC3103ST35
4"	FC3104ST40
6"	FC3106ST60
8"	FC3108ST80

Type B
Female x 150# ASA Flange

Feature:

- supplied with gasket

Size	<i>Galvanized Steel</i> Part #
4"	FC3144
6"	FC3146
8"	FC3148
10"	FC31410
12"	FC31412

- For flange dimensions, diagrams and additional information please reference canada.dixonvalve.com.



Female Weld-On with Gasket

Feature:

- supplied with gasket

Size	<i>Unplated Steel</i> Part #
2"	3022
3"	3023
4"	3024
6"	3026
8"	3028
10"	30210
12"	30212



Male x Female 90° Elbow

Feature:

- supplied with gasket

Size	<i>Galvanized Steel</i> Part #
4"	EL3154-90
6"	EL3156-90
8"	EL3158-90
10"	EL31510-90¹
12"	EL31512-90¹

¹ 10" and 12" supplied with ACB304 lever assist bar on page 257



Male x Female 45° Elbow

Feature:

- supplied with gasket

Size	<i>Galvanized Steel</i> Part #
4"	EL3154-45
6"	EL3156-45
8"	EL3158-45
10"	EL31510-45¹
12"	EL31512-45¹

¹ 10" and 12" supplied with ACB304 lever assist bar on page 257



Type B

Female x Male Reducer



Feature:

- supplied with gasket

Female Size	Male Size	Galvanized Steel Part #
6"	4"	FMR31864
8"	6"	FMR31886
10"	8"	FMR318108¹
12"	10"	FMR3181210¹

¹ 10" and 12" supplied with ACB304 lever assist bar on page 257

Female x Male Increaser




Feature:

- supplied with gasket

Female Size	Male Size	Galvanized Steel Part #
4"	6"	FMI31946
6"	8"	FMI31968
8"	10"	FMI319810
10"	12"	FMI3191012¹

¹ 10" and 12" supplied with ACB304 lever assist bar on page 257

Male with Male NPT- extra long



Size	Galvanized Steel Part #
2"	MCM3112XL
3"	MCM3113XL
4"	MCM3114XL
6"	MCM3116XL
8"	MCM3118XL

Male Plugs



Size	Galvanized Steel Part #
2"	MP3232
3"	MP3233
4"	MP3234
6"	MP3236
8"	MP3238
10"	MP32310¹
12"	MP32312¹

¹ 10" and 12" supplied with ACB304 lever assist bar on page 257

Type B
Female Plugs

Feature:

- supplied with gasket

Size	Galvanized Steel Part #
2"	FP3082
3"	FP3083
4"	FP3084
6"	FP3086
8"	FP3088
10"	FP30810
12"	FP30812



Lever Rings

Size	Galvanized Steel Part #
2"	LR3042
3"	LR3043
4"	LR3044
6"	LR3046
8"	LR3048
10"	LR30410
12"	LR30412



Lever Assist Bar

Size	Description	Galvanized Steel Part #
10" & 12"	lever assist bar for 10" and 12" Type B fittings	ACB304



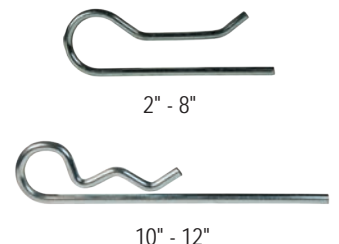
Gaskets

Size	Rubber Part #	EPDM Part #
2"	RG3052	RG3062
3"	RG3053	RG3063
4"	RG3054	RG3064
6"	RG3056	RG3066
8"	RG3058	RG3068
10"	RG30510	RG30610
12"	RG30512	RG30612



Quick Connect Safety Clips

Size	Galvanized Steel Part #
2"	SP59
3"	SP76
4"	SP89
6"	SP159
8"	SP159
10"	SP390
12"	SP390



Band & Worm Gear Clamps ... 258 to 271

Dixon® HS and HSS styles	259
Miniature MH and MAH styles	259
Aero-Seal® style.....	260
Marine grade	260
Aero-Seal® style line	261
WaveSeal	261
Constant torque	262
HTM hi torque.....	262
Center punch.....	263
Pre-formed F series	263
Open end FO series.....	263
Universal pre-formed, K series	264
Dixon® smooth ID	265
Roll-over type.....	265
Center punch	265
Band and buckle.....	266
Clamp buckles	266
Strapping.....	266
Set screw buckles	266
Banding.....	266
Band clamp tools	267 to 268
Portable locking hand tool	267
Intermediate hand tool	267
Hand tool for 5/8" clamps.....	267
Hand tool for 3/8" and 5/8" clamps	267
Adapter for F100 tool	267
Hand tool for K clamps.....	268
Punching mallet	268
Clamp cutter.....	268
Clamping tool for band and buckles	268
Band and buckle clamping tool	268
Clamping tool adapter for 51960 tool.....	268
Pinch-on single ear.....	239
Pinch-on double ear	269
Stepless® ear	270
Clamp service kit	270
Standard jaw clamp tool	270
Side jaw clamp tool.....	270
Dixon® worm gear clamp racks	271
Quick release.....	271
Make-A-Clamp kits	271

Bolted Clamps 272 to 277

TBC and STBC style T-bolt	272
Heavy duty T-bolt.....	273
Long T-bolt.....	274
Double bolt	275
With saddles	275
Single bolt.....	276

Bolted Clamps (cont.) 272 to 277

Spiral clamps	277
Clockwise.....	277
Counterclockwise	277

Dixon® Worm Gear Clamps

Features:

- clamp meets SAEJ1508 which supercedes Mil Spec WW-C-440B
- four-piece construction
- screw design: 5/16" slotted hex head
- maximum recommended torque 50 in. lbs.
- **all clamps sold 10 per box**

Style HS material:

- band and housing: SAE 300 series stainless
- screw: SAE 1018 case-hardened, hex-free chrome zinc-plated steel

Style HSS material:

- band and housing: SAE 300 series stainless
- screw: SAE 300 series stainless

Band Width	Hose OD		style HS Part #	Master Case Qty	style HSS Part #	Master Case Qty	
	from	to					
1/2"	7/16"	25/32"	HS6	200	HSS6	200	
	1/2"	29/32"	HS8	200	HSS8	200	
	9/16"	1-1/16"	HS10	500	HSS10	500	
	11/16"	1-1/14"	HS12	500	HSS12	500	
	13/16"	1-1/2"	HS16	500	HSS16	500	
	13/16"	1-3/4"	HS20	500	HSS20	500	
	1-1/16"	2"	HS24	500	HSS24	500	
	1-5/16"	2-1/4"	HS28	500	HSS28	500	
	1-9/16"	2-1/2"	HS32	500	HSS32	500	
	1-13/16"	2-3/4"	HS36	500	HSS36	500	
	2-1/16"	3"	HS40	200	HSS40	200	
	2-5/16"	3-1/4"	HS44	200	HSS44	200	
	2-9/16"	3-1/2"	HS48	200	HSS48	200	
	2-13/16"	3-3/4"	HS52	200	HSS52	200	
	3-1/16"	4"	HS56	200	HSS56	200	
	3-5/16"	4-1/4"	HS60	200	HSS60	200	
	9/16"	3-9/16"	4-1/2"	HS64	200	HSS64	200
		1-7/8"	5"	HS72	100	HSS72	100
2-1/2"		5-1/2"	HS80	100	HSS80	100	
3-1/8"		6"	HS88	100	HSS88	100	
3-5/8"		6-1/2"	HS96	100	HSS96	100	
4-1/8"		7"	HS104	100	HSS104	100	
5-5/8"		8-1/2"	HS128	100	HSS128	100	
7-1/8"		10"	HS152	100	HSS152	100	
9-3/8"		12-1/4"	HS188	100	HSS188	100	
10-1/8"		13"	HS200	100	HSS200	100	
10-7/8"		13-3/4"	HS212	100	HSS212	100	
11-5/8"		14-1/2"	HS224	100	HSS224	100	
12-3/8"		15-1/4"	HS236	100	HSS236	100	
13-1/8"		16"	HS248	100	HSS248	100	
17-1/8"		20"	HS312	100	HSS312	100	



style HSS

Clamps



Miniature Worm Gear Clamps

Features:

- meets SAE J1508
- screw design: 1/4" slotted hex head
- maximum recommended torque 15 in. lbs.
- **all clamps sold 10 per box**

Style MH material:

- band and housing: SAE 300 series stainless
- screw: SAE 1018 case-hardened, hex-free chrome zinc-plated steel


Style MAH material:

- band and housing: SAE 300 series stainless
- screw: SAE 300 series stainless

Band Width	Hose OD		style MH Part #	Master Case Qty	style MAH Part #	Master Case Qty
	from	to				
5/16"	7/32"	5/8"	MH4	500	MAH4	500
	7/16"	25/32"	MH6	500	MAH6	500
	1/2"	29/32"	MH8	200	MAH8	200
	9/16"	1-1/16"	MH10	200	MAH10	200
	11/16"	1-1/4"	MH12	200	MAH12	200
	15/16"	1-1/2"	MH16	200	MAH16	200
	1-3/16"	1-3/4"	MH20	200	MAH20	200




style MH

Torque ratings correspond to the torque rating of the screw of the clamp and are not an indication of the working pressure of any hose assembly installed with this clamp. 

Aero-Seal® Worm Gear Clamps

Features:

- four-piece construction
- band slots designed for strength and smooth action
- saddle interlocks into embossed band to form a true concentric circle
- slotted hex head screw design
- heat treated screws have buttress thread type
- safety collar or thumb screw available on the style 200 series only
- suggested installation torque 30-42 inch pounds, maximum recommended torque 60 in. lbs.
- **all clamps sold 10 per box**
- Torque ratings correspond to the torque rating of the screw of the clamp and *are not an indication of the working pressure of any hose assembly installed with this clamp.* 

Style 100:

- band and housing: 300 SS
- screw: plated carbon steel

Style 200:

- band and housing: 300 SS
- screw: 410 stainless steel

Style 300:

- band and housing: 300 SS
- screw: 305 stainless steel




style 300

Band Width	Hose OD		Style 100 Part #	Style 200 Part #	Style 300 Part #	Pkg Qty
	from	to				
9/16"	7/16"	25/32"	10006	20006	30006	10
	1/2"	29/32"	10008	20008	30008	10
	9/16"	1-1/16"	10010	20010	30010	10
	11/16"	1-1/4"	10012	20012	30012	10
	13/16"	1-1/2"	10016	20016	30016	10
	13/16"	1-3/4"	10020	20020	30020	10
	1-1/16"	2"	10024	20024	30024	10
	1-5/16"	2-1/4"	10028	20028	30028	10
	1-9/16"	2-1/2"	10032	20032	30032	10
	1-13/16"	2-3/4"	10036	20036	30036	10
	2-1/16"	3"	10040	20040	30040	10
	2-5/16"	3-1/4"	10044	20044	30044	10
	2-9/16"	3-1/2"	10048	20048	30048	10
	2-13/16"	3-3/4"	10052	20052	30052	10
	3-1/16"	4"	10056	20056	30056	10
	3-5/16"	4-1/4"	10060	20060	30060	10

Marine Grade Worm Gear Clamps

Features:

- three-piece construction
- clamp meets SAEJ1508 which supercedes Mil Spec WW-C-440B
- 316 stainless steel marine grade: band, screw, housing
- screw design: 5/16" slotted hex head
- suggested installation torque 30-42 inch pounds, maximum recommended torque 60 in. lbs.
- **all clamps sold 10 per box**
- Torque ratings correspond to the torque rating of the screw of the clamp and *are not an indication of the working pressure of any hose assembly installed with this clamp.* 



Band Width	Hose OD		316 Stainless Steel Part #
	from	to	
1/2"	3/8"	7/8"	MGC6
	7/16"	1"	MGC8
	9/16"	1-1/16"	MGC10
	9/16"	1-5/16"	MGC12
	11/16"	1-1/2"	MGC16
	3/4"	1-3/4"	MGC20
	1-1/16"	2"	MGC24
	1-5/16"	2-1/4"	MGC28
	1-9/16"	2-1/2"	MGC32
	1-13/16"	2-3/4"	MGC36
	2-11/16"	3"	MGC40
	2-5/16"	3-1/4"	MGC44
	2-9/16"	3-1/2"	MGC48
	2-13/16"	3-3/4"	MGC52
	3-1/16"	4"	MGC56
	2-1/2"	4-1/2"	MGC64
	3-1/16"	5"	MGC72
	3-1/2"	5-1/2"	MGC80
	4-3/32"	6"	MGC88
	4-1/2"	6-1/2"	MGC96
5"	7"	MGC104	

Aero-Seal® Liner Worm Gear Clamps

Features:

- The integral extension of the band as a liner (no rivets or welds) protects soft surface hose (silicone and others) from damage caused by extrusion or shearing through the band slots.
- screw design: 5/16" hex slotted hex head
- **all clamps sold 10 per box**
- band, saddle, housing: stainless steel

Style DL:

- screw: plated carbon steel

Style DLS:

- screw: 410 stainless steel

Band Width	Hose OD		style DL Part #	Pkg Qty	style DLS Part #	Pkg Qty
	from	to				
1/2"	7/16"	25/32"	DL9206	10	DLS9406	10
	1/2"	29/32"	DL9208	10	DLS9408	10
	9/16"	1-1/16"	DL9210	10	DLS9410	10
	11/16"	1-1/4"	DL9212	10	DLS9412	10
	13/16"	1-1/2"	DL9216	10	DLS9416	10
	13/16"	1-3/4"	DL9220	10	DLS9420	10
	1-1/16"	2"	DL9224	10	DLS9424	10
	1-5/16"	2-1/4"	DL9228	10	DLS9428	10
	1-9/16"	2-1/2"	DL9232	10	DLS9432	10
	1-13/16"	2-3/4"	DL9236	10	DLS9436	10
	2-1/16"	3"	DL9240	10	DLS9440	10
	2-5/16"	3-1/4"	DL9244	10	DLS9444	10
	2-9/16"	3-1/2"	DL9248	10	DLS9448	10



style DLS


Clamps

WaveSeal Clamps

Application:

- provides optimal retention in applications involving thermal cycling and / or high vibration

Features:

- produces a sealing O-ring effect that prevents leakage
- 5/16" head screw
- suggested installation torque 50-70 inch pounds
- **all clamps sold 10 per box**
- construction:
 - band: 300 stainless steel
 - liner and housing: 300 stainless steel
 - screw: 410 stainless steel
- Torque ratings correspond to the torque rating of the screw of the clamp and are not an indication of the working pressure of any hose assembly installed with this clamp. 

Band Width	Hose OD		Part #	Pkg Qty
	from	to		
9/16"	1-3/32"	1-5/16"	WSS16	10
	1-1/8"	1-1/2"	WSS19	10
	1-1/8"	1-9/16"	WSS20	10
	1-7/16"	1-11/16"	WSS22	10
	1-1/2"	1-13/16"	WSS24	10
	1-3/4"	2-1/16"	WSS28	10
	1-15/16"	2-5/16"	WSS32	10
	2"	2-7/16"	WSS34	10
	2-1/8"	2-9/16"	WSS36	10
	2-5/16"	2-13/16"	WSS40	10
	2-1/2"	3-1/16"	WSS44	10
	2-11/16"	3-5/16"	WSS48	10
	2-7/8"	3-9/16"	WSS52	10
	3-1/16"	3-13/16"	WSS56	10
	3-1/4"	4-1/16"	WSS60	10
	3-7/16"	4-5/16"	WSS64	10
	3-3/4"	4-13/16"	WSS72	10
	4-3/16"	5-5/16"	WSS80	10
	4-1/2"	5-13/16"	WSS88	10



Constant Torque Worm Gear Clamps

Features:

- A patented Belleville spring mechanism permits the clamp to automatically increase or decrease its own diameter due to changes in operational or environmental temperatures.
- 3/8" hex, carbon steel screw
- 5/8" wide 300 stainless steel band


Clamps



Band Width	Hose OD		Part #
	from	to	
5/8"	1"	1 3/4"	CT175L
	1 1/4"	2 1/8"	CT200L
	1 3/4"	2 5/8"	CT250L
	2 1/4"	3 1/8"	CT300L
	2 3/4"	3 5/8"	CT350L
	3 1/4"	4 1/8"	CT400L
	3 3/4"	4 5/8"	CT450L
	4 1/4"	5 1/8"	CT500L
	4 3/4"	5 5/8"	CT550L
	5 1/4"	6 1/8"	CT600L
	5 3/4"	6 5/8"	CT650L
	6 1/4"	7 1/8"	CT700L
	6 3/4"	7 5/8"	CT750L
	7 1/4"	8 1/8"	CT800L
	7 3/4"	8 5/8"	CT850L
	8 1/4"	9 1/8"	CT900L
	8 3/4"	9 5/8"	CT950L

HTM Hi Torque Worm Gear Clamps

Features:

- withstands more than three times the SAE torque requirements for worm-driven clamps
- eight screw threads are engaged in the band simultaneously for incredible torquing drive (over 90 in. lbs.), sealing pressure and vibration resistance
- slotted hex head screw design
- Torque ratings correspond to the torque rating of the screw of the clamp and *are not an indication of the working pressure of any hose assembly installed with this clamp.* 

Materials:

- band and housing: 300 series half hard stainless ¹
- screw: 410 stainless steel screw



style HTM



style HP

Band Width	Hose OD		Stainless Steel Part #
	from	to	
5/8"	1 1/4"	2 1/8"	HTM200
	1 1/4"	2 5/8"	HP2 ¹
	1 3/4"	2 5/8"	HTM250
	2 1/8"	4 1/8"	HP3 ¹
	2 1/4"	3 1/8"	HTM300
	2 3/4"	3 5/8"	HTM350
	3 1/2"	4 1/8"	HTM400
	3 3/4"	4 5/8"	HTM450
	4"	6 1/8"	HP4 ¹
	4 1/4"	5 1/8"	HTM500
	4 3/4"	5 5/8"	HTM550
	5 1/4"	6 1/8"	HTM600
	5 3/4"	6 5/8"	HTM650
	6 1/8"	9 1/8"	HP5 ¹
	6 1/4"	7 1/8"	HTM700
	6 3/4"	7 5/8"	HTM750
	7 1/4"	8 1/8"	HTM800
7 3/4"	8 5/8"	HTM850	
8 1/4"	9 1/8"	HTM900	

¹ extended hose OD range

Center Punch Band Clamps

Features:

- install with center punch tools F1, F38, F40 and F100 located on page 267 other manufacturer's punch style tools may also be used
- on stainless clamps, bands are 300 series stainless steel, buckles are 302 series stainless steel
- sold in package quantities only

Pre-formed F Series

Band Width	Clamp ID	Band THK	Stainless Steel Part #	Pkg Qty	Band THK	Galvanized Steel Part #	Pkg Qty
3/8"	13/16"	.020"	FS3	100	.025"	F3	100
	1-3/8"	.020"	FS311	100	.025"	F311	100
5/8"	1"	.022"	FS4	100	.025"	F4	100
	1-1/4"	.022"	FS5	100	.025"	F5	100
	1-1/2"	.022"	FS6	100	.031"	F6	100
	1-3/4"	.022"	FS7	100	.031"	F7	100
	2"	.022"	FS8	100	.031"	F8	100
	2-1/4"	.022"	FS9	100	.031"	F9	100
	2-1/2"	.022"	FS10	50	.031"	F10	50
	2-3/4"	.022"	FS11	50	.031"	F11	50
	3"	.022"	FS12	50	.031"	F12	50
	3-1/2"	.022"	FS14	50	.031"	F14	50
	4"	.022"	FS16	25	.031"	F16	25
	4-1/2"	.022"	FS18	25	.031"	F18	25
	5"	.022"	FS20	25	.031"	F20	25
	6"	.022"	FS24	25	.031"	F24	25
	7"	.022"	FS28	25	.031"	F28	25
	8"	.022"	FS32	25	.031"	F32	25



Clamps



Open End FO Series

Band Width	Clamp ID	Band THK	Stainless Steel Part #	Pkg Qty	Band THK	Galvanized Steel Part #	Pkg Qty
3/8"	13/16"	.020"	FOS3	100	.025"	FO3	100
	1-3/8"	.020"	FOS311	100	.025"	FO311	100
	2"	.020"	FOS316	100	.025"	FO316	100
	3-1/8"	.020"	FOS325	100	.025"	FO325	100
5/8"	2"	.022"	FOS8	100	.025"	FO8	100
	2-1/2"	.022"	FOS10	50	.025"	FO10	50
	3"	.022"	FOS12	50	.031"	FO12	50
	3-1/2"	.022"	FOS14	50	.031"	FO14	50
	4"	.022"	FOS16	50	.031"	FO16	50
	4-1/2"	.022"	FOS18	50	.031"	FO18	50
	5"	.022"	FOS20	25	.031"	FO20	25
	6"	.022"	FOS24	25	.031"	FO24	25
	7"	.022"	FOS28	25	.031"	FO28	25
	8"	.022"	FOS32	25	.031"	FO32	25
	9"	.022"	---	---	.031"	FO36	25
	10"	.022"	---	---	.031"	FO40	25
	12"	.022"	---	---	.031"	FO48	25
	14"	.022"	---	---	.031"	FO56	10



Universal Pre-formed K series

**Features:**

- on stainless clamps, bands are 300 series stainless steel, buckles are 302 series stainless steel
- can be center punched or rolled over, install with the center punch or roll over tools located on page 267
- Fast-Lok™ tools: F1, F40, F100 page 267
- Super Strap Tools: 51960 screw action with 51970 adapter page 268
- Bandit®: S100 air tool with S180 Jr. head, C-001 hand tool with J001 Jr. adapter, S350 air tool with S260 Jr. head, T-240 for 3/8" only or T-250 for 3/8" and 5/8", S-38 for 3/8" and 5/8", J-102 Pok-It™ for 3/8" only.
- Punch-Lok® tools: P-1000 for 3/8" and 5/8", P-3000 for 3/8" only, P-38 for 3/8" and 5/8"
- **sold in package quantities only**

Band Width	Clamp ID	Band THK	Stainless Steel Part #	Pkg Qty	Band THK	Galvanized Steel Part #	Pkg Qty
3/8"	13/16"	.025"	KS3	100	.025"	K3	100
	1-3/8"	.025"	KS311	100	.025"	K311	100
5/8"	1"	.030"	KS4	100	.031"	K4	100
	1-1/4"	.030"	KS5	100	.031"	K5	100
	1-1/2"	.030"	KS6	100	.031"	K6	100
	1-3/4"	.030"	KS7	100	.031"	K7	100
	2"	.030"	KS8	100	.031"	K8	100
	2-1/4"	.030"	KS9	100	.031"	K9	100
	2-1/2"	.030"	KS10	50	.031"	K10	50
	2-3/4"	.030"	KS11	50	.031"	K11	50
	3"	.030"	KS12	50	.031"	K12	50
	3-1/2"	.030"	KS14	50	.031"	K14	50
	4"	.030"	KS16	25	.031"	K16	25
	4-1/2"	.030"	KS18	25	.031"	K18	25
	5"	.030"	KS20	25	.031"	K20	25
	6"	.030"	KS24	25	.031"	K24	25
	7"	.030"	KS28	25	.031"	K28	25
	8"	.030"	KS32	25	.031"	K32	25

Dixon® Smooth ID - Roll Over Type Clamps

Application:

- for use with industrial hose made of stiffer, thinner thermoplastics

Features:

- provide a uniform, gap-free inside diameter, and strong holding power
- Install with roll over type clamp tools and most common band clamp tools such as the 51960 and 51970 band tools on page 268.
- **sold in package quantities only**

Band Width	Clamp ID	Band THK	201 Stainless Steel Part #	Pkg Qty	Galvanized Steel Part #	Pkg Qty
3/8"	13/16"	.025"	JS201	100	JS301	100
	1"	.025"	JS243	100	JS343	100
	1-3/8"	.025"	JS202	100	JS302	100
	2"	.025"	JS245	100	---	---
1/2"	1"	.030"	JS203	100	JS303	100
	1-1/4"	.030"	JS204	100	JS304	100
	2-3/4"	.030"	JS230	100	JS330 ¹	100
5/8"	1-1/2"	.030"	JS205	100	JS305	100
	1-3/4"	.030"	JS206	100	JS306	100
	2"	.030"	JS207	100	JS307	100
	2-1/4"	.030"	JS208	100	JS308	100
	2-1/2"	.030"	JS209	100	JS309	100
3/4"	2-3/4"	.030"	JS210	50	---	---
	3"	.030"	JS211	50	JS311	50
	3-1/2"	.030"	JS212	50	JS312	50
	4"	.030"	JS213	25	JS313	25
	4-1/2"	.030"	JS214	25	JS314	25
	5"	.030"	JS215	25	JS315	25
	6"	.030"	JS216	25	---	---
	7"	.030"	JS218	25	---	---

¹ stock quantities only



Clamps



Dixon® Smooth ID Center Punch Clamps

Application:

- for use in applications where conditions are highly corrosive

Features:

- double wrapped and locked with the conical punch of the F100 tool page 267
- unique dimple design offers excellent sealing strength while maintaining radial compression
- heavy buckle provides optimal holding power
- ideal for thin wall hose
- low profile
- **sold in package quantities only**

Band Width	Clamp ID	Band THK	201 Stainless Steel Part #	Pkg Qty
5/8"	1"	.025"	HBC4S	100
	1 1/4"	.025"	HBC5S	100
	1 1/2"	.025"	HBC6S	100
	1 3/4"	.025"	HBC7S	100
	2"	.025"	HBC8S	100
	2 1/4"	.025"	HBC9S	100
	2 1/2"	.025"	HBC10S	50
	2 3/4"	.025"	HBC11S	50
	3"	.025"	HBC12S	50
	3 1/2"	.025"	HBC14S	50
	4"	.025"	HBC16S	25
	4 1/2"	.025"	HBC18S	25
	5"	.025"	HBC20S	25
	6"	.025"	HBC24S	25
	7"	.025"	HBC28S	25
	8"	.025"	HBC32S	25



Band & Buckles System

Clamps

**Features:**

- install with C2 or 51960 band clamp tools
- **sold in box quantities only**

Band Width	201 Stainless Steel Part #	Pkg Qty	Galvanized Steel Part #	Pkg Qty
3/8"	CS375	100	CG375	100
1/2"	CS500	100	CG500	100
5/8"	CS625	100	CG625	100
3/4"	CS750	100	CG750	50

Strapping

Feature:

- install with C2 or 51960 band clamp tools



Band Width	Band Thickness	Length	201 Stainless Steel Part #	Galvanized Steel Part #
3/8"	.025"	100'	SS375	SG375
1/2"	.031"	100'	SS500	SG500
5/8"	.031"	100'	SS625	SG625
3/4"	.031"	100'	SS750	SG750

Set Screw Buckles

Application:

- Used in applications when a temporary clamp is desired or space limitations do not allow for tool roll-over

Features:

- set screw locks band after tensioning
- **sold in box quantities only**



Band Width	201 Stainless Steel Part #	Pkg Qty
1/2"	SSB500	25
3/4"	SSB750 ¹	25

¹ 3/4" buckle may be used with 5/8" band

Stainless Steel Banding with Tote

Features:

- resistant to moisture
- built-in handle
- full view of available band
- easy to dispense and recoil



Band Width	Band Thickness	Length	Package Description	201 Stainless Steel Part #
1/2"	.030"	100'	plastic blue tote	ST204B
5/8"	.030"	100'	plastic green tote	ST205G
3/4"	.030"	100'	plastic red tote	ST206R

Band Clamp Hand Tools

Locking Hand Tool

Features:

- for application of punch type 3/8" and 5/8" band clamps
- for use with F series only

Part #
F38



Clamps

Intermediate Hand Tool

Feature:

- for application of 3/8" and 5/8" band clamps

Part #
F40



Hand Tool for 5/8" Clamps

Features:

- for application of 5/8" band clamps
- imported

Part #
F1



Hand Tool for 3/8" & 5/8" Clamps

Features:

- for application of 3/8" and 5/8" band clamps
- Made in the USA

Part #
F100




Adapter for F100 Tool

Feature:

- 3/8" clamp adapter for F100 tool only

Part #
F229



Band & Worm Gear Clamps: Clamp Tools

Band Clamp Punching Mallet



Part #

F225

Clamp Cutter

Clamps



Part #

F550

Band & Buckle Clamping Tools



Description	Part #
Clamping tool for band and buckles	C2

Note: once stock is depleted product will be obsolete

E



Description	Part #
Clamping tool for band and buckles	51960

Feature:

- for 51960 tool above



Description	Part #
adapter for 51960 tool to install preformed clamps	51970

Pinch-On Clamps

Single Ear

Features:

- band width: .275"
- band thickness: .030"
- sold in package quantities only

Nominal Size	Range		Zinc Plated Steel	304 Stainless Steel	Pkg Qty
	closed	open	Part #	Part #	
3/8"	.350"	.413"	105	105R	100
7/16"	.382"	.445"	113	113R	100
15/32"	.409"	.484"	123	123R	100
1/2"	.449"	.524"	133	133R	100
35/64"	.469"	.551"	140	140R	100
9/16"	.496"	.571"	145	145R	100
5/8"	.543"	.618"	157	157R	100
11/16"	.595"	.669"	170	170R	100
23/32"	.618"	.728"	185	185R	100
3/4"	.669"	.780"	198	198R	100
13/16"	.717"	.827"	210	210R	100
7/8"	.780"	.890"	226	226R	100
15/16"	.839"	.949"	241	241R	100
1"	.898"	1.008"	256	256R	100
1-1/16"	.945"	1.067"	271	271R	100
1-1/8"	1.004"	1.126"	286	286R	100
1-3/16"	1.063"	1.185"	301	301R	100
1-5/16"	1.181"	1.303"	331	331R	100
1-3/8"	1.240"	1.362"	346	346R	100
1-15/32"	1.358"	1.480"	376	376R	100
1-9/16"	1.437"	1.559"	396	396R	100
1-5/8"	1.492"	1.614"	410	410R	100
1-11/16"	1.551"	1.673"	425	425R	100
1-23/32"	1.610"	1.732"	440	440R	100
1-3/4"	1.669"	1.791"	455	455R	100
1-13/16"	1.728"	1.850"	470	470R	100
1-7/8"	1.787"	1.909"	485	485R	100
1-15/16"	1.847"	1.969"	500	500R	100
2"	1.906"	2.028"	515	515R	100



Clamps



Double Ear

Features:

- When ordering double ear clamps, select nominal clamp size nearest to, but always larger than, the OD of material to be clamped after insert has been fitted.
- sold in package quantities only


Nominal Size	Range		Band Width	Zinc Plated Steel	304 Stainless Steel	Pkg Qty
	closed	open		Part #	Part #	
3/16"	.134"	.197"	.197"	0305	0305R	100
1/4"	.197"	.276"	.236"	0507	0507R	100
5/16"	.276"	.354"	.275"	0709	0709R	100
3/8"	.319"	.433"	.275"	0811	0811R	100
1/2"	.425"	.512"	.275"	1113	1113R	100
9/16"	.492"	.591"	.295"	1315	1315R	100
19/32"	.551"	.669"	.315"	1517	1517R	100
5/8"	.591"	.709"	.315"	1518	1518R	100
3/4"	.638"	.787"	.335"	1720	1720R	100
13/16"	.709"	.866"	.354"	1922	1922R	100
7/8"	.748"	.906"	.354"	2023	2023R	100
15/16"	.827"	.984"	.394"	2225	2225R	100
1"	.886"	1.063"	.394"	2327	2327R	100
1-1/8"	1.035"	1.221"	.394"	2731	2731R	100
1-7/16"	1.260"	1.457"	.394"	3437	3437R	100
1-1/2"	1.378"	1.575"	.394"	3740	3740R	100



Pinch-On Stepless® Ear Clamps

Clamps

**Features:**

- once installed and clamped tampering is easily visible
- *Clamps are not reusable*; they should not be pried open, doing so renders the clamp nonfunctional. 
- ensured clamping seal
- for low durometer or thin-walled hose/tubing
- for silicon, vinyl, polyurethane or other high-tech materials
- smooth inner band prevents damage to the hose while the tongue-in-groove design provides a 360° seal
- no steps or gaps inside the clamp
- install clamps using 1098 or 1099 clamp tools below
- clamps hold against pressure, vibration and material shrinkage due to temperature changes or aging
- built-in spring action permits the clamp to breathe without loosening
- When ordering, select the nominal size nearest to, but always larger than, the outside diameter of the material to be clamped. The outside diameter should be determined with connection fully assembled.
- **sold in package quantities only**

Nominal Size	Range (inches)		304 Stainless Steel Part #	Pky Qty
	closed	open		
9/32"	.228"	.275"	0983	100
3/8"	.307"	.374"	0986	100
7/16"	.378"	.445"	0989	100
1/2"	.425"	.524"	0993	100
35/64"	.453"	.551"	0997	100
9/16"	.472"	.571"	0999	100
5/8"	.520"	.618"	1005	100
11/16"	.571"	.669"	1009	100
3/4"	.654"	.779"	1021	100
13/16"	.701"	.827"	1029	100

Clamp Service Kit**Includes:**

- 15 of part #0709
- 15 of part #0811
- 15 of part #1113
- 15 of part #1315
- 15 of part #1518
- 12 of part #1720
- 12 of part #2023
- 12 of part #2225
- 12 of part #2327
- 1 pair of standard jaw pincers, part # 1098



Part #

SK1098**Standard Jaw Clamp Tool**

Part #

1098**Side Jaw Clamp Tool**

Part #


1099

Dixon® Worm Gear Clamp Racks

Features:

- top load metal rack made of nickel plated steel rods with enameled steel sign
- sign identifies each clamp size and diameter range
- rack with clamps contains 9 clamp sizes with diameter ranges from 7/32" - 2-3/4"
- **CRWC**, Clamps included are:
 - 30 of part# MH4
 - 30 of part# MH6
 - 20 of part# HS10
 - 20 of part# HS12
 - 20 of part# HS20
 - 20 of part# HS24
 - 20 of part# HS28
 - 20 of part# HS32
 - 20 of part# HS36

Description	Part #
with 200 clamps	CRWC
without clamps	CR



CRWC



CR

Clamps

Quick Release Worm Gear Clamps

Features:

- suggested installation torque 25-35 inch pounds, maximum recommended torque 50 in. lbs.
- band and housing: 201 series stainless
- screw design: 5/16" slotted hex head
- **Parts showing package quantities are sold in package quantities only.**
- Torque ratings correspond to the torque rating of the screw of the clamp and *are not an indication of the working pressure of any hose assembly installed with this clamp.*



Style LS:

- screw: plated hardened carbon steel

Style LSS:

- screw: SAE 410 series stainless

Band Width	Hose OD		style LS Part #	Pkg Qty	style LSS Part #	Pkg Qty
	from	to				
1/2"	1-1/2"	3-1/2"	LS48	10	LSS48	10
	1"	4"	LS56	10	---	---
	2"	5"	LS72	10	LSS72	10
	2-1/16"	6"	LS88	10	LSS88	10
	3-1/2"	6-9/16"	LS96	---	---	---
	2-7/8"	7"	LS104	10	LSS104	10
	1-3/4"	8-9/16"	LS128	---	LSS128	---
	2"	10"	LS152	---	---	---
	2-1/16"	12-5/16"	LS188	---	LSS188	---
	10-3/16"	14"	---	---	LSS216	---
	1-3/4"	16"	---	---	LSS248	---
	1-7/8"	20"	---	---	LSS312	---



style LS



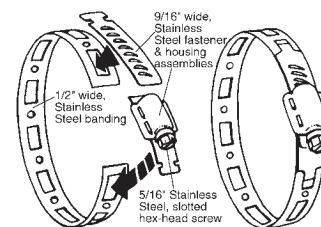
style LSS

E

Worm Gear Make-A-Clamp Kits

Features:

- A maintenance clamp system in a box; by simply cutting off a piece of banding from a continuous roll, you can make any size stainless steel worm-driven clamp from 2" diameter and up. Perfect applications requiring for varying sized large clamps.
- reusable
- band width: 1/2"
- band thickness: .023"
- screw design: 5/16" slotted hex head
- band and housing material: 300 stainless
- screw material: 410 stainless




Contents	Stainless Steel Part #
mini kit: 8 1/2' band, 3 adjustable fasteners, 1 band splice	4000
kit with 100' band, 25 adjustable fasteners, 10 band splices	4001
kit with 50' band, 10 adjustable fasteners, 5 band splices	4002
box with 10 adjustable fasteners: priced per box	4004
box with 100' band, 10 band splices	4005
box with 50' band, 5 band splices	4006
6" demonstrator kit with clamps	4007
box with 10 band splices: priced per box	4008




T-Bolt Clamps

Features:

Style TBC

- can be applied with a standard 7/16" socket wrench
- 3/4" wide, .025" thick, 300 series stainless steel band
- alloy steel bolt, torque rating: 70 in/lbs
- not for use with pneumatic tools 

Style STBC

- can be applied with a standard 7/16" socket wrench
- 3/4" wide, .025" thick, 300 series stainless steel band
- 300 series stainless steel bolt, torque rating: 50 in/lbs
- not for use with pneumatic tools 

Clamps



style TBC




style STBC

Hose OD		style TBC Part #	Hose OD		style STBC Part #	Optional Qty
from	to		from	to		
1.25"	1.406"	TBC131	1.25"	1.4063"	STBC131	25
1.34"	1.56"	TBC150	1.31"	1.56"	STBC150	25
1.56"	1.81"	TBC175	1.44"	1.69"	STBC163	25
1.69"	1.94"	TBC188	1.56"	1.81"	STBC175	25
1.81"	2.06"	TBC200	1.69"	1.94"	STBC188	25
2.06"	2.31"	TBC225	1.81"	2.06"	STBC200	25
2.19"	2.5"	TBC238	1.93"	2.18"	STBC212	25
2.31"	2.62"	TBC250	2.06"	2.31"	STBC225	25
2.31"	2.62"	TBC256	2.19"	2.5"	STBC238	25
2.37"	2.68"	TBC263	2.31"	2.62"	STBC250	25
2.50"	2.81"	TBC275	2.31"	2.62"	STBC256	25
2.63"	2.94"	TBC288	2.37"	2.68"	STBC263	25
2.75"	3.06"	TBC300	2.50"	2.81"	STBC275	25
2.88"	3.19"	TBC312	2.63"	2.94"	STBC288	25
3.00"	3.31"	TBC325	2.75"	3.06"	STBC300	25
3.25"	3.56"	TBC350	2.88"	3.19"	STBC312	25
3.50"	3.81"	TBC375	3.00"	3.31"	STBC325	25
3.56"	3.87"	TBC382	3.25"	3.56"	STBC350	25
3.75"	4.06"	TBC400	3.38"	3.69"	STBC362	25
4.00"	4.30"	TBC425	3.50"	3.81"	STBC375	25
4.25"	4.56"	TBC450	3.56"	3.87"	STBC382	25
4.50"	4.81"	TBC475	3.75"	4.06"	STBC400	25
4.75"	5.06"	TBC500	4.00"	4.30"	STBC425	25
5.00"	5.31"	TBC525	4.25"	4.56"	STBC450	25
5.25"	5.56"	TBC550	4.50"	4.81"	STBC475	25
5.50"	5.81"	TBC575	4.75"	5.06"	STBC500	25
5.75"	6.06"	TBC600	5.00"	5.31"	STBC525	25
6.00"	6.31"	TBC625	5.25"	5.56"	STBC550	25
6.25"	6.56"	TBC650	5.50"	5.81"	STBC575	25
6.50"	6.81"	TBC675	5.75"	6.06"	STBC600	25
6.75"	7.06"	TBC700	6.00"	6.31"	STBC625	25
7.25"	7.56"	TBC750	6.25"	6.56"	STBC650	25
			6.50"	6.81"	STBC675	25
			6.75"	7.06"	STBC700	25
			7.00"	7.31"	STBC725	25
			7.25"	7.56"	STBC750	25
			7.75"	8.06"	STBC800	25
			8.00"	8.31"	STBC825	25
			8.25"	8.56"	STBC850	25
			8.63"	8.94"	STBC888	25
			8.75"	9.06"	STBC900	25
			9.25"	9.56"	STBC950	25
			9.75"	10.06"	STBC1000	10
			10.63"	10.94"	STBC1088	10
			11.75"	12.06"	STBC1200	10
			12.63"	12.94"	STBC1288	10

Heavy Duty T-Bolt Clamps

Features:

- can be applied with a standard 1/2" socket wrench.
- 7/8" wide, .040" thick, 300 series stainless steel band
- style HTBC carbon steel bolt, torque rating: 150 in/lbs
- style HSTBC 300 series stainless steel bolt, torque rating: 150 in/lbs
- not for use with pneumatic tools 

Hose OD		style HTBC Part #	style HSTBC Part #
from	to		
2.125"	2.4375"	HTBC238	HSTBC238
2.250"	2.5625"	HTBC250	HSTBC250
2.750"	3.0625"	HTBC300	HSTBC300
3.250"	3.5625"	HTBC350	HSTBC350
3.750"	4.0625"	HTBC400	HSTBC400
4.250"	4.5625"	HTBC450	HSTBC450
4.750"	5.0625"	HTBC500	HSTBC500
5.250"	5.5625"	HTBC550	HSTBC550
5.750"	6.0625"	HTBC600	HSTBC600
6.250"	6.5625"	HTBC650	HSTBC650
6.750"	7.0625"	HTBC700	HSTBC700
7.250"	7.5625"	HTBC750	HSTBC750
7.750"	8.0625"	HTBC800	HSTBC800
8.266"	8.562"	---	HSTBC850
8.646"	8.942"	---	HSTBC888
8.766"	9.062"	---	HSTBC900
9.266"	9.562"	---	HSTBC950
9.766"	10.062"	---	HSTBC1000
10.646"	10.942"	---	HSTBC1088
12.646"	12.942"	---	HSTBC1288



style HTBC




style HSTBC

Clamps

Long Bolt T-Bolt Clamps

Features:

- can be applied with a standard 7/16" socket wrench.
- ¾" wide, .025" thick, 300 series stainless steel band
- 300 series stainless steel bolt, torque rating: 50 in/lbs
- not for use with pneumatic tools 

Clamps



Hose OD		300 series Stainless Steel	Optional
from	to	Part #	Qty
2.80"	3.37"	STBC325L	25
3.05"	3.62"	STBC350L	25
3.37"	3.94"	STBC382L	25
3.55"	4.12"	STBC400L	25
3.75"	4.32"	STBC420L ¹	25
3.87"	4.44"	STBC432L	25
4.05"	4.62"	STBC450L	25
4.37"	4.94"	STBC482L	25
4.55"	5.12"	STBC500L	25
4.87"	5.44"	STBC532L	25
5.05"	5.62"	STBC550L	25
5.37"	5.94"	STBC582L	25
5.55"	6.12"	STBC600L ¹	25
5.87"	6.44"	STBC632L	25
6.05"	6.62"	STBC650L	25
6.30"	6.87"	STBC675L	25
6.53"	7.10"	STBC698L	25
6.55"	7.12"	STBC700L ¹	25
6.62"	7.19"	STBC707L	25
8.05"	8.62"	STBC850L	25
8.30"	8.87"	STBC875L	25
8.43"	9.00"	STBC888L	25
8.62"	9.19"	STBC907L	25
10.25"	10.82"	STBC1070L	25
10.43"	11.00"	STBC1088L	25
10.62"	11.19"	STBC1107L ¹	25
10.72"	11.29"	STBC1117L	25
12.20"	12.77"	STBC1265L	25
12.43"	13.00"	STBC1288L	25
12.75"	13.32"	STBC1320L	25
14.20"	14.77"	STBC1465L	25
14.43"	15.00"	STBC1488L	25
14.75"	15.32"	STBC1520L	25
16.20"	16.77"	STBC1665L	25
16.43"	17.00"	STBC1688L	25

¹ stock quantities only

E

Double Bolt Clamps

Features:

- inner surface has dual gripping ridges
- bolt lugs are reinforced to prevent bending out of alignment
- Torque values for clamps are based on dry bolts.
- The use of lubricant on bolts will adversely effect clamp performance.
- measure hose OD accurately before ordering clamps
- Consult Dixon® when using double bolt clamps on helical wire hose.



Hose OD		Plated Iron Part #	Torque in ft. lbs.	Optional Qty
from	to			
1-8/64"	1-12/64"	J48	15	100
1-12/64"	1-24/64"	J49	21	50
1-28/64"	1-34/64"	JX49	21	25
1-40/64"	1-52/64"	DL14	40	25
1-48/64"	2-3/64"	DL20	27	25
2-7/64"	2-19/64"	DL24 ¹	27	25
2-20/64"	2-40/64"	DL32 ¹	40	25
2-32/64"	2-48/64"	DL275	40	25
2-48/64"	3-4/64"	DL306	60	20
3-4/64"	3-24/64"	DL328	60	20
3-16/64"	3-32/64"	DL350	60	20



Clamps

¹ investment cast carbon steel

Double Bolt Clamps with Saddles

Hose OD		Plated Iron Part #	Torque in ft. lbs.	Optional Qty
from	to			
3-32/64"	3-52/64"	400	40	25
3-50/64"	4-4/64"	431	40	20
4-2/64"	4-18/64"	463	40	20
4-16/64"	4-60/64"	525	60	10
4-32/64"	5-16/64"	550	60	10
5-8/64"	5-44/64"	600	60	10
5-44/64"	5-60/64"	639	60	10
5-60/64"	6-32/64"	675	60	10
6-32/64"	7-36/64"	769	60	10
7-44/64"	8-12/64"	818	125	5
8-16/64"	8-56/64"	875	125	5
8-60/64"	9-56/64"	988	125	5
9-60/64"	11-24/64"	1125	125	5
11-12/64"	13"	1275	125	3
12-12/64"	14"	1360	200	2
13-12/64"	15"	1450	200	2
15-4/64"	17-32/64"	1700	260	2



Single Bolt Clamps

Features:

- measure hose OD accurately before ordering clamps
- Torque values for clamps are based on dry bolts.
- The use of lubricant on bolts will adversely effect clamp performance.




Clamps



Hose OD		Plated Iron Part #	Torque in ft. lbs.
from	to		
5/8"	1"	2	6
6/8"	1-8/64"	3	6
1-4/64"	1-12/64"	4	6
1-10/64"	1-16/64"	5	6
1-16/64"	1-24/64"	6	6
1-22/64"	1-28/64"	7	6
1-28/64"	1-36/64"	8	6
1-42/64"	1-48/64"	10	6
1-48/64"	1-56/64"	11	6
1-56/64"	2-2/64"	12	6
2"	2-8/64"	13	12
2-8/64"	2-18/64"	14	12
2-16/64"	2-26/64"	15	12
2-24/64"	2-32/64"	16	12
2-32/64"	2-40/64"	17	12
2-40/64"	2-56/64"	18	12
2-56/64"	3-4/64"	19	12
3-4/64"	3-16/64"	20	12
3-16/64"	3-28/64"	21	12
3-28/64"	3-40/64"	22	21
3-40/64"	3-52/64"	23	21
3-52/64"	4-8/64"	24	21
4-8/64"	4-20/64"	25	21
4-16/64"	4-32/64"	26	21
4-28/64"	4-40/64"	27	21
4-40/64"	4-56/64"	X27	21
4-56/64"	5-16/64"	28	21

Spiral Clamps

Features:

- more than one clamp may be needed per size, contact the hose manufacturer for more information
- due to fluctuations in the OD of hose each individual installation should be checked 
- for use on convoluted cover hose
- To determine which style clamp is needed for your hose look at the end of the hose; if the helix spirals in a clockwise direction away from you (along the hose), a clockwise clamp is needed. If the helix spirals in a counterclockwise direction away from you, a counterclockwise clamp is needed. Examples include, but are not limited to: Kuriyama convoluted hose uses counter clockwise clamps; Pacific Echo and Kana Flex use clockwise clamps; Goodyear uses both counter clockwise and clockwise.

Clamps

Clockwise

Size	Hose OD		Plated Steel, Right Hand Part #
	from	to	
1½"	1-34/64"	1-52/64"	SC150
2"	2-18/64"	2-32/64"	SC200
2½"	2-46/64"	3-8/64"	SC250
3"	3"	3-32/64"	SC300
4"	4"	4-32/64"	SC400
5"	5-6/64"	5-32/64"	SC500
6"	6-16/64"	7"	SC600
8"	8-32/64"	9-16/64"	SC800
10"	10-40/64"	11-16/64"	SC1000
12"	11-52/64"	12-61/64"	SC1200



E

Counter Clockwise

Size	Hose OD		Plated Steel, Left Hand Part #
	from	to	
1½"	1-34/64"	1-52/64"	SCCW150
2"	2-18/64"	2-32/64"	SCCW200
2½"	2-46/64"	3-8/64"	SCCW250
3"	3"	3-32/64"	SCCW300
4"	4"	4-32/64"	SCCW400
5"	5-6/64"	5-32/64"	SCCW500
6"	6-16/64"	7"	SCCW600
8"	8-32/64"	9-16/64"	SCCW800
10"	10-40/64"	11-16/64"	SCCW1000
12"	11-52/64"	12-61/64"	SCCW1200



Universal Couplings 279 to 289

Air King™	279 to 280
with ferrule	280
Global Air King™	281 to 282
with ferrule	282
with gauge port	283
universal swivels	283
clamps	283
accessories	284
Sand Blast	285
Mining fittings	286
Econovalves	287
Surelock™	288 to 289

Quick Disconnects 290 to 323

Dix-Lock™ N-Series	290 to 293
Dual-Lock™ P-Series	294 to 296
Air Chief industrial	297 to 300
Dixon® key chain	298
Air Chief semi-auto	299
Air Chief automatic	300
Parker E-z-mate	301
Legris automatic safety couplers	302
Air Chief automotive	303 to 304
Air Chief ARO interchange	305 to 306
Air Chief Lincoln interchange	306
DF-series	307 to 311
J-series	312 to 313
M-series	314 to 315
CJ-series	316
SHD-series	317, 318
L-series	318
U-series	319
NK-series	320
BR-series	321
A-series	322 to 323

Steel 3500 nipples 324

Bent Stem Swivels 325

D.O.T Air Brake 326 to 337

D.O.T. push-in fittings	326 - 327
Connectors	326
Male elbows	326
Tees	327
Legris D.O.T. push-in fittings	328 to 331
Connectors	328
Unions	329
Elbows	329
Reducers	330
Tees	330 to 331
Air brake	332 to 333
Connectors	332
Unions	333
Elbows	333 to 334
Tees	335
Sleeves	335
Fittings for rubber hose	336 to 337

Push-in 338 to 356

Brass connectors	338 to 340
Unions	339
Elbows	339 to 340
Tees	340 to 341
Stainless steel Legris	342 to 343
Connectors	342
Unions & elbows	342 to 343
Tees	343
Nickel-plated brass Legris	344 to 345
Connectors, Unions, Elbows, Tees	344 to 345
Nylon / Nickel-plated brass Legris	346 to 348
Connectors	346
Elbows	347
Tees	348
Wyes	348
Nylon Legris Unions, Elbows, Plugs, Tees, Wyes	349
Legris	350 to 356
Manifold	350
Valves	351 to 353
Ball	351
Quick exhaust	351
Flow control	351 to 352
Check	353
Metric	354 to 356
Connectors	354 to 356
Elbows	354, 356
Tees	355, 356
Unions	355, 356
Plugs	356

⚠ WARNING

The constant vibration created by air tools, like air drills and pavement breakers, is destructive to air hose couplings, especially the quick-acting type. To provide protection against coupling breakage and related hazards, Dixon® recommends the use of a whip hose. To construct a whip hose, connect one end of a short (3' to 10') air hose to the air tool using a 3500 type steel nipple. Connect the other end of the hose to the air supply using the standard quick-acting coupling. The heat-treated 3500 nipple will withstand vibration far better than the standard coupling and provide a safer connection. The whip hose should remain permanently connected to the tool.

⚠ WARNING


- The use of an Air King™ safety clip or wire type retainer is necessary to ensure Air King™ universal couplings will not become accidentally disconnected. This guarantees the fittings are properly connected because the safety pin will not go through the holes in mating flanges until couplings are locked in place. Only one Air King™ safety clip or wire type retainer is required for each Air King™ universal coupling.

Features:

- can be used with Air King™ ferrules
- supplied with safety clip
- pressure rating: **150 PSI** at ambient temperature **70°F (21°C)**
- supplied with rubber washers, part # **AWR4**
- meets pressure requirements as specified in A-A-59553 commercial item description superseding Mil Spec.WWC-633D

2-Lug Hose Ends

Size	Iron Part #	Optional Qty	Brass Part #	Optional Qty	316 Stainless Steel Part #
3/8"	AMH ¹	25	ABH	25	RAMH
1/2"	AM1	50	AB1 ¹	50	RAM1
5/8"	AM5	50	AB5	50	---
3/4"	AM6	50	AB6 ¹	50	RAM6
1"	AM11	50	AB11 ¹	50	RAM11



2-Lug Male NPT Ends

Size	Iron Part #	Optional Qty	Brass Part #	Optional Qty	316 Stainless Steel Part #
1/4"	AMB1	25	ABB1	25	---
3/8"	AMB	25	ABB	25	RAMB
1/2"	AM2	50	AB2 ¹	50	RAM2
3/4"	AM7	50	AB7 ¹	50	RAM7
1"	AM12	50	AB12 ¹	50	RAM12



2-Lug Female NPT Ends

Size	Iron Part #	Optional Qty	Brass Part #	Optional Qty	316 Stainless Steel Part #
1/4"	AMC1	25	ABC1	25	---
3/8"	AMC	25	ABC	25	RAMC
1/2"	AM3	50	AB3 ¹	50	RAM3
3/4"	AM8	50	AB8 ¹	50	RAM8
1"	AM13	50	AB13 ¹	50	RAM13



¹ global investment cast

Air King™ is for air and water service only Warning: Never use any Air King™ coupling for steam service! None of Dixon®'s catalog information is to be interpreted to mean that this type of coupling is suitable for use on steam hose.



Air King™

2-Lug Blank Ends



Iron Part #	Optional Qty	Brass Part #	Optional Qty	316 Stainless Steel Part #
AM0	25	AB0¹	25	RAM0


2-Lug Triple Connections



Iron Part #	Optional Qty	Brass Part #	Optional Qty
AM10	25	AB10¹	25

¹ global investment cast

4-Lug Hose Ends



Size	Iron Part #	Brass Part #	Optional Qty
1¼"	AM16	AB16¹	25
1½"	AM21	AB21¹	25
2"	AM26	AB26	10

¹ item will be discontinued when stock is depleted

4-Lug Female NPT Ends



Size	Iron Part #	Brass Part #	Optional Qty
1¼"	AM18	AB18¹	25
1½"	AM23	AB23¹	25
2"	AM28	AB28	10

¹ item will be discontinued when stock is depleted

Air King™ with Ferrule



Features:

- working pressure: **150 PSI** at ambient temperature **70°F (21°C)**
- design provides quick, easy and effective coupling of air hose
- interlocking ferrule can be crimped or swaged to achieve maximum coupling sealing and retention with a low profile streamline appearance, for crimp or swage diameter recommendations go to canada.dixonvalve.com
- for air and water service only


Size	Hose OD		Iron Part #	316 Stainless Steel Part #
	From	To		
½"	54/64"	1-2/64"	AM1WF	RAM1WF
¾"	1-4/64"	1-22/64"	AM6WF	RAM6WF
1"	1-18/64"	1-34/64"	AM11WF-1	---
1"	1-30/64"	1-46/64"	AM11WF	---
2"	2-28/64"	2-40/64"	AM26WF NEW	---

Air King™ is for air and water service only Warning: Never use any Air King™ coupling for steam service! None of Dixon®'s catalog information is to be interpreted to mean that this type of coupling is suitable for use on steam hose.



Global Air King™

Features:

- supplied with safety clip and rubber washers
- pressure rating: **150 PSI** at ambient temperature **70°F (21°C)**
- use with Boss™ clamps, see pages 74 to 75
- not to be used for steam service 
- must use safety clips, safety clips are same size for both 2-lug and 4-lug Air King™ couplings, see page 288

2-Lug Hose Ends

Size	Plated Steel Part #	Pkg Qty
1/2"	GAM1	25
3/4"	GAM6	50
1"	GAM11	50



2-Lug Male NPT Ends

Size	Plated Steel Part #	Pkg Qty
1/2"	GAM2	25
3/4"	GAM7	50
1"	GAM12	50



2-Lug Female NPT Ends

Size	Plated Steel Part #	Optional Qty
1/2"	GAM3	25
3/4"	GAM8	50
1"	GAM13	50



2-Lug Blank End


Plated Steel Part #	Optional Qty
GAM0	25



2-Lug Triple Connection


Plated Steel Part #	Optional Qty
GAM10	25



Air King™ is for air and water service only Warning: Never use any Air King™ coupling for steam service! None of Dixon®'s catalog information is to be interpreted to mean that this type of coupling is suitable for use on steam hose. 

Global Air King™

4-Lug Hose Ends



Size	Plated Steel Part #	Optional Qty
1¼"	GAM16	25
1½"	GAM21	25
2"	GAM26	10

4-Lug Female NPT Ends



Size	Plated Steel Part #	Optional Qty
1¼"	GAM18	25
1½"	GAM23	25
2"	GAM28	20

Global Air King™ Ferrules

Features:

- low profile streamline appearance with maximum retention
- lightweight
- can be crimped
- designed for use with global Air King™ fittings on pages 283 to 284
- reference canada.dixonvalve.com for crimp recommendations and ferrule OD ranges



Size	Ferrule ID	Plated Steel Part #
½"	0.906"	CCF0906
	1.120"	CCF1120
	1.149"	CCF1149
	1.190"	CCF1190
	1.218"	CCF1218
¾"	1.246"	CCF1246
	1.438"	CCF1438
	1.469"	CCF1469
1"	1.500"	CCF1500
	1.531"	CCF1531

Air King™ with Gauge Port

Features:

- drilled with 1/4" NPT port for mounting a gauge
- gauge sold separately

Size	Iron Part #	316 Stainless Steel Part #
3/4"	AM7T	RAM7T



Air King™ Clamps

Features:

- Torque values for clamps are based on dry bolts. The use of lubricant on bolts will adversely effect clamp performance.
- for use with Air King™ ends on page 283 to 284



Hose ID	Hose OD		Plated Iron Part #	Torque ft. lbs.	Optional Qty
	from	to			
1/2"	1"	1-12/64"	A4	6	50
3/4"	1-8/64"	1-20/64"	A9²	21	50
1"	1-20/64"	1-32/64"	A10^{1,2}	21	50
1"	1-32/64"	1-52/64"	A14	21	50



¹ can be used with **AM6** and **AM11**

² global investment cast carbon steel


Air King™ Couplings

Swivel Hose End

Features:


- working pressure: **150 PSI** at ambient temperature **70°F (21°C)**
- interchanges with other Air King™ fittings
- includes a heavy-duty, free-turning joint that swivels under pressure to prevent hose kinking
- for air and water service only

Size	Iron Part #
3/4"	AM6SWIV



Swivel Male NPT Ends

Size	Iron Part #
1/2"	AM2SWIV
3/4"	AM7SWIV



Swivel Female NPT End

Size	Iron Part #
3/4"	AM8SWIV



Air King™ is for air and water service only Warning: Never use any Air King™ coupling for steam service! None of Dixon®'s catalog information is to be interpreted to mean that this type of coupling is suitable for use on steam hose.



Air King™ Accessories

Features:

- The use of an Air King™ safety clip or wire type retainer is necessary to ensure couplings will not become accidentally disconnected. This guarantees the fittings are properly connected as the pin will not go through the holes in the mating flanges until couplings are locked in place.
- only one Air King™ safety clip or wire type retainer is required for each Air King™ universal coupling
- sold in package quantities only

Standard Safety Clip



Feature:

- same size clip can be used for all coupling sizes

Wire Diameter	Part #	Pkg Qty
.080	AC1	25

Safety Pins



Feature:

- heavy duty, oversized

Wire Diameter	Part #
.058	AKSP1
.091	AKSP25

Synthetic Lanyard



Features:

- synthetic cord
- same size for all coupling sizes

Part #	Pkg Qty
ACL8	25


2-Lug Washers



AWR4



AWS6



Features:

- 2 lug couplings use the same size washer, part #'s **AWR4**, **AWS6**
- rubber temperature range: **-20°F to 160°F (-29°C to 71°C)**
- neoprene temperature range: **-20°F to 190°F (-29°C to 88°C)**
- neoprene is oil resistant

Material	Style	Part #	Pkg Qty
<i>rubber</i>	2 lug	AWR4¹	50
<i>neoprene</i>	2 lug	AWS6	50

¹ made from Styrene-butadiene (SBR)

4-Lug Washer



Features:

- rubber temperature range: **-20°F to 160°F (-29°C to 71°C)**
- 4 lug couplings use the same size washer, part # **AWR14**

Material	Style	Part #
<i>rubber</i>	4 lug	AWR14

Sand Blast Couplings

Features:

- designed for use on sand blast hose
- supplied with screws
- nozzle holders have 1¼" NPSM thread
- pressure: 110 PSI at ambient temperature **70°F (21°C)**
- abrasive blasting equipment must have hose safety cables (page 362) or hose coupling safety locks installed to read safety clips



Installation:

- 1) Ends of hose must be cut square to fit snug against metal end.
- 2) Holding hose tight to end of fitting, insert screws and turn in full, putting screw 180° from first to ensure best centering.
- 3) After all screws have been placed, check tube opposite screws to be sure screws have not penetrated completely through.
- 4) On quick couplings, insert safety clips

Hose Ends

Hose Size	Hose OD	Brass Part #	Aluminum Part #
¾"	1-1/2"	BSB75	ASB75
1"	1-7/8"	BSB100	ASB100
1¼"	2-5/32"	BSB125	ASB125
1½"	2-3/8"	BSB150	ASB150



Nozzle Holders

Hose Size	Hose OD	Brass Part #	Aluminum Part #
¾"	1-1/2"	BNH75	ANH75
1"	1-7/8"	BNH100	ANH100
1¼"	2-5/32"	BNH125	ANH125
1½"	2-3/8"	BNH150	ANH150



Female Threaded Ends

Hose Size	Brass Part #	Aluminum Part #
1¼"	BSC125	ASC125
1½"	BSC150	ASC150

- does not include screws



Replacement Parts

Description	Part #
black nitrile replacement gasket	SBG
urethane replacement gasket	USBG
replacement screws for sand blast couplings (sold in package quantity of 8 only)	SBCS



black nitrile



urethane

Dixon™ Mining Fittings

Applications:

- mining fittings are designed for underground air and water service

Features:

- metal to metal taper seat, zinc plated steel
- available with standard hex nut or iron wing nut

Stems



Size	Part #
3/8"	---
1/2"	MFS08-16
3/4"	MFS12-16
1"	MFS16-16
1 1/4"	MFS20-20
1 1/2"	MFS24-24

Hex Nut



Size	Part #
3/8"	---
1/2"	MFN16
3/4"	MFN16
1"	MFN16
1 1/4"	MFN20
1 1/2"	MFN24

Wing Nut



Size	Part #
3/8"	---
1/2"	MFB2
3/4"	MFB2
1"	MFB2

Female Spud



Female NPT x Nut Thread

Size	Part #
3/8"	MFFS06-16
1/2"	---
3/4"	MFFS12-16
1"	MFFS16-16

Note: spuds ending with -16 for use with **MFN16** or **MFB2**

¹ Schedule 40 double reamed ends

Pipe Nipple



Male NPT x Male NPT

Size	Part #
1"	MFTN16 ¹

Econovalves

The Econo Valve series of ball valves are solidly constructed and designed for rugged service such as the mining and construction industries. The unique one piece ball and stem provides positive on/off action with no slacks and no leaks.

Specifications:

- body: spheroidal graphite cast iron to ISO 1083-1987; 400-250-15 SGI
- seals: nitrile butadiene
- handle: 1½" - 2" have spheroidal graphite cast iron to ISO 1083-1987 handles. ¾" and 1" have pressed mild steel handles
- ball and stem: spheroidal graphite cast iron to ISO 1083-1987; copper chrome plated to AS1192. ¾" and 1" are top-loading making in-line maintenance easy
- bolts: hex, M10 x 1.5 x 90, grade 8, black
- nuts: hex, M10 x 1.5, grade 8, zinc plated
- rated to **500 PSI** (200 PSI for valves with Surelock connection)
- valve bodies currently have a grey dip finish, new production will be transitioning to zinc plating

Female NPT Standard Valves

- rated to **500 PSI**

female NPT x female NPT

Size	Iron Part #
¾"	EVNPT75
1"	EVNPT100
1½"	EVNPT150
2"	EVNPT200



Grooved Standard Valves

- rated to **500 PSI**

grooved end x grooved end

Size	Iron Part #
1"	EVGR100
2"	EVGR200



Female NPT x Grooved Standard Valves

- rated to **500 PSI**

female NPT x grooved end

NPT Size	Grooved End Size	Iron Part #
1"	2"	EVNPTGR100200
2"	2"	EVNPTGR200



Female NPT x Surelock Standard Valves

- rated to **200 PSI**

female NPT x small Surelock connection

Size	Iron Part #
1"	EVNPTSL100



Surelock x Surelock Standard Valves

- rated to **200 PSI**

small Surelock connection x small Surelock connection

Iron Part #
EVSL100



Surelock™ Couplings

Applications:

- multi-purpose coupling for water and air, commonly used in construction and mining; excels in services where ease, economy, safety and speed are paramount

Features:

- pressure activated gasket allows for easy coupling (less than 15 lbs. of force is required to connect the coupling gaskets seal upon introduction of line pressure)
- working pressure: **200 PSI** at ambient temperature **70°F (21°C)**
- body: SG iron AS1831 400-250-12
- bellow seal: natural rubber (patent pending), other seal material available upon request
- safety pin is supplied with each coupling and is required as a safety precaution



Hose Ends



Head	Size	Part#	Optional Qty
small	3/8"	SL038H	50
	1/2"	SL050H	50
	3/4"	SL075H	50
	1"	SL100H	50
medium	1 1/2"	SL150H	15
	2"	SL200H	10

Male NPT Ends



Head	Size	Part#	Optional Qty
small	3/8"	SL038M	50
	1/2"	SL050M	50
	3/4"	SL075M	50
	1"	SL100M	50
medium	1 1/2"	SL150M	15
	2"	SL200M	15

Female NPT Ends



Head	Size	Part#	Optional Qty
small	3/8"	SL038F	50
	1/2"	SL050F	50
	3/4"	SL075F	50
	1"	SL100F	50
medium	1 1/2"	SL150F	15
	2"	SL200F	15

Hose End with Ferrules

Features:

- design provides quick, easy and effective coupling of air hose
- interlocking ferrule can be crimped or swaged to achieve maximum coupling sealing and retention with a low profile streamline appearance, visit canada.dixonvalve.com for crimp recommendations
- Dixon® recommends that all hose assemblies be tested in accordance with ARPM testing procedures.
- working pressure: **200 PSI** at ambient temperature **70°F (21°C)**
- for air and water service only



Head	Size	Hose OD		Part #
		From	To	
small	1/2"	54/64"	1-2/64"	SL050CR
	3/4"	1-4/64"	1-22/64"	SL075CR
	1"	1-30/64"	1-46/64"	SL100CR

Surelock™ Couplings
Blank Ends

Head	Size	Part #	Optional Qty
small	½" to 1"	SL00	15
medium	1½" to 2"	SL01 ¹	3

¹ medium blank end comes with 1" NPT pipe plug



small blank end



medium blank end¹

Three Way Connectors

Head	Size	Part #	Optional Qty
small	½" to 1"	SL09	15
medium	1½" to 2"	SL10 ¹	3

¹ medium three way connector comes with 1" NPT pipe plug



small three way connector



medium three way connector¹

Safety Locking Pin

The use of a safety locking pin is necessary to ensure that Surelock™ couplings will not become accidentally disconnected. This guarantees that the fittings are properly connected as the pin will not go through the holes in both couplings until the couplings are locked into place.



Part #	Optional Qty
SLP1	25

Replacement Seals

Head	Size	Part #
small	½" to 1"	SLR1
medium	1½" to 2"	SLR2




medium

Dix-Lock™ N-Series Interchange Pneumatic Couplings

Features:

- temperature range: **-40°F to 250°F (-40°C to 121°C)**
- pressure rating: 300 PSI in brass, 500 PSI in steel and 303 stainless steel at ambient temperature **70°C (21°C)**
- Bowes Interchange Bayonet Style
- Interchangeable with Bowes 51000-Series, National Series 'B', MacDonald Quick-Action, Campbell Single-Lock
- conforms to MIL-C-3486 and A-A-50431A standards

It is important to be safe when installing quick disconnect couplings into a pneumatic circuit. Never install a pneumatic coupling directly into an air tool, use a piece of hose that is at least 18" long, between the tool and the coupling, to prevent damage to the coupling. To protect the operator, safety devices, such as a safety check valve and safety cable should be installed in case there is a hose or coupling failure. For safety cables and check valves see pages 362 and 556. 



Female Head x Female Threaded End Couplers



brass

steel

303/316 stainless

Body Size	Threads	Brass		Steel		303 Stainless Steel		316 Stainless Steel Part #
		Previous Part #	Part #	Previous Part #	Part #	Previous Part #	Part #	
1/2"	3/8"-18 NPTF	QB101	4NF3-B	QM101	4NF3	---	---	---
	3/8"-19 BSPP	---	---	---	4NBF3	---	---	---
	1/2"-14 NPTF	QB102	4NF4-B	QM102	4NF4	---	---	---
	1/2"-14 BSPP	---	4NBF4-B	---	4NBF4	---	---	---
	3/4"-14 NPTF	QB103	4NF6-B	QM103	4NF6	QSS103	4NF6-S	4NF6-SS 
	3/4"-14 BSPP	---	4NBF6-B	---	4NBF6	---	---	---
	1"-11 1/2 NPTF	QB105	4NF8-B	QM105	4NF8	---	---	4NF8-SS 
	1"-11 BSPP	---	4NBF8-B	---	4NBF8	---	---	---



Male Head x Female Threaded End Plugs



brass

steel

303/316 stainless

Body Size	Threads	Brass		Steel		303 Stainless Steel		316 Stainless Steel Part #
		Previous Part #	Part #	Previous Part #	Part #	Previous Part #	Part #	
1/2"	3/8"-18 NPTF	QB81	N4F3-B	QM81	N4F3	---	---	---
	3/8"-19 BSPP	---	---	---	N4BF3	---	---	---
	1/2"-14 NPTF	QB82	N4F4-B	QM82	N4F4	---	---	---
	1/2"-14 BSPP	---	N4BF4-B	---	N4BF4	---	---	---
	3/4"-14 NPTF	QB83	N4F6-B	QM83	N4F6	QSS83	N4F6-S	N4F6-SS 
	3/4"-14 BSPP	---	N4BF6-B	---	N4BF6	---	---	---
	1"-11 1/2 NPTF	QB85	N4F8-B	QM85	N4F8	---	---	N4F8-SS 
	1"-11 BSPP	---	N4BF8-B	---	N4BF8	---	---	---

Male Head x Female Threaded End Safety Lock Plugs



Body Size	Threads	Brass Part #
1/2"	1/2" - 14 NPTF	N4F4-B-LS
	3/4" - 14 NPTF	N4F6-B-LS

Dix-Lock™ N-Series Interchange Pneumatic Couplings
Female Head x Male Threaded End Couplers

Body Size	Threads	Brass		Steel		303 Stainless Steel		316 Stainless Steel
		Previous Part #	Part #	Previous Part #	Part #	Previous Part #	Part #	Part #
3/8"	1/2" - 14 NPTF	---	---	QM60	3NM4	---	---	---
	1/2" - 14 BSPT	---	---	---	3NBM4	---	---	---
1/2"	3/8" - 18 NPTF	QB61	4NM3-B	QM61	4NM3	---	---	---
	3/8" - 19 BSPT	---	---	---	4NBM3	---	---	---
	1/2" - 14 NPTF	QB62	4NM4-B	QM62	4NM4	---	---	---
	1/2" - 14 BSPT	---	4NBM4-B	---	4NBM4	---	---	---
	3/4" - 14 NPTF	QB63	4NM6-B	QM63	4NM6	QSS63	4NM6-S	4NM6-SS
	3/4" - 14 BSPT	---	4NBM6-B	---	4NBM6	---	---	---
	1" - 11 1/2 NPTF	QB65	4NM8-B	QM65	4NM8	---	---	4NM8-SS
	1" - 11 BSPT	---	4NBM8-B	---	4NBM8	---	---	---



brass



steel



303/316 stainless

NEW
NEW

Male Head x Male Threaded End Plugs

Body Size	Threads	Brass		Steel		303 Stainless Steel		316 Stainless Steel
		Previous Part #	Part #	Previous Part #	Part #	Previous Part #	Part #	Part #
3/8"	1/2" - 14 NPTF	---	---	QM40	N3M4	---	---	---
	1/2" - 14 BSPT	---	---	---	N3BM4	---	---	---
1/2"	3/8" - 18 NPTF	QB41	N4M3-B	QM41	N4M3	---	---	---
	3/8" - 19 BSPT	---	---	---	N4BM3	---	---	---
	1/2" - 14 NPTF	QB42	N4M4-B	QM42	N4M4	---	---	---
	1/2" - 14 BSPT	---	N4BM4-B	---	N4BM4	---	---	---
	3/4" - 14 NPTF	QB43	N4M6-B	QM43	N4M6	QSS43	N4M6-S	N4M6-SS
	3/4" - 14 BSPT	---	N4BM6-B	---	N4BM6	---	---	---
	1" - 11 1/2 NPTF	QB45	N4M8-B	QM45	N4M8	---	---	N4M8-SS
	1" - 11 BSPT	---	N4BM8-B	---	N4BM8	---	---	---



brass



steel



303/316 stainless

NEW
NEW

Male Head x Male Threaded Safety Lock End Plugs

Body Size	Threads	Brass		Steel		303 Stainless Steel	
		Previous Part #	Part #	Previous Part #	Part #	Part #	
1/2"	1/2" - 14 NPTF	QB66	N4M4-B-LS	QM66	N4M4-LS	---	
	1/2" - 14 BSPT	---	---	---	N4BM4-LS	---	
	3/4" - 14 NPTF	QB88	N4M6-B-LS	QM88	N4M6-LS	N4M6-S-LS	
	3/4" - 14 BSPT	---	---	---	N4BM6-LS	---	



brass



steel



303 stainless

Female Head x Standard Hose Barb Couplers

Body Size	Hose ID	Brass		Steel		303 Stainless Steel		316 Stainless Steel
		Previous Part #	Part #	Previous Part #	Part #	Previous Part #	Part #	Part #
3/8"	1/2"	---	---	QM20	3NCS4	---	---	---
1/2"	3/8"	QB21	4NS3-B	QM21	4NS3	---	---	---
	1/2"	QB22	4NS4-B	QM22	4NS4	---	---	---
	3/4"	QB23	4NS6-B	QM23	4NS6	QSS23	4NS6-S	4NS6-SS
	1"	QB25	4NS8-B	QM25	4NS8	---	4NS8-S	4NS8-SS



brass



steel



303/316 stainless

NEW

Dix-Lock™ N-Series Interchange Pneumatic Couplings

Male End x Hose Barb Plugs

Pneumatic Fittings



brass



steel



303/316 stainless

Body Size	Hose ID	Brass		Steel		303 Stainless Steel		316 Stainless Steel
		Previous Part #	Part #	Previous Part #	Part #	Previous Part #	Part #	Part #
3/8"	1/2"	---	---	QM1	N3CS4	---	---	---
	3/8"	QB2	N4S3-B	QM2	N4S3	---	---	---
1/2"	1/2"	QB3	N4S4-B	QM3	N4S4	---	---	---
	3/4"	QB4	N4S6-B	QM4	N4S6	QSS4	N4S6-S	N4S6-SS
	1"	QB5	N4S8-B	QM5	N4S8	---	N4S8-S	N4S8-SS



Male End x Hose Barb Safety Lock Plugs



brass



steel



303 stainless

Body Size	Hose ID	Previous Part #	Brass	Previous Part #	Steel	303 Stainless Steel
			Part #		Part #	Part #
1/2"	1/2"	QB33	N4S4-B-LS	QM33	N4S4-LS	---
	3/4"	QB44	N4S6-B-LS	QM44	N4S6-LS	N4S6-S-LS

Gender Change Union



Body Size	Configuration	Previous Part #	Steel
			Part #
1/2"	coupler to coupler	QM0	4N4N

Caps



Body Size	Cap Lanyard	Previous Part #	Brass	Previous Part #	Steel
			Part #		Part #
1/2"	steel cable	QBCAP	N4DC-B	QMCAP	N4DC

Seals



Body Size	Coupler Style	Previous Part #	Nitrile	FKM
			Part #	Part #
3/8"	all	QBM1	3N-SKIT	---
1/2"	all	QBM2	4N-SKIT	F-4N-SKIT

Dix-Lock™ N-Series Interchange Pneumatic Coupler with Ferrule

Features:

- working pressure: **300 PSI** at ambient temperature **70°F (21°C)**
- for crimp recommendations visit canada.dixonvalve.com
- also available in stainless steel, contact Dixon® for further information

Materials:

- machined components are manufactured using solid steel, brass, or 303 stainless steel bar stock
- stainless steel retaining ring and spring maximize corrosion resistance and extend service life
- steel componentry is plated using ROHS Compliant Trivalent Chrome

Interchange Data:

- Bowes Interchange Bayonet Style
- interchangeable with Bowes 51000-Series, National Series 'B', MacDonald Quick-Action, Campbell Single-Lock

Seal Components:

- Nitrile (Buna-N) pneumatically energized seals are standard, temperature range **-40°F to 250°F (-40°C to 121°C)**

Female Head with Ferrule

Body Size	Hose ID	Hose OD		Plated Steel		Brass	
		From:	To:	Previous Part #	Part #	Previous Part #	Part #
1/2"	1/2"	54/64"	1-2/64"	QM22WF	4NS4-WF43	QB22WF	4NS4-B-WF43
	3/4"	1-10/64"	1-22/64"	QM23WF	4NS6-WF63	QB23WF	4NS6-B-WF63



Male Head with Ferrule

Body Size	Hose ID	Hose OD		Plated Steel		Brass	
		From:	To:	Previous Part #	Part #	Previous Part #	Part #
1/2"	1/2"	54/64"	1-2/64"	QM33WF	N4S4-WF43	QB33WF	N4S4-B-WF43
	3/4"	1-10/64"	1-22/64"	QM44WF	N4S6-WF63	QB44WF	N4S6-B-WF63



Male Locking Head with Ferrule

Body Size	Hose ID	Hose OD		Plated Steel		Brass	
		From:	To:	Previous Part #	Part #	Previous Part #	Part #
1/2"	1/2"	54/64"	1-2/64"	QM33WF	N4S4-LS-WF43	QB33WF	N4S4-B-LS-WF43
	3/4"	1-10/64"	1-22/64"	QM44WF	N4S6-LS-WF63	QB44WF	N4S6-B-LS-WF63




Dual-Lock™ P-Series Pneumatic Couplings

Features:

- interchanges with National A type, Campbell Double-Lock and Thor PHC series couplings
- spring loaded interlocking engagement
- optional locking key prevents sleeve retraction
- working pressure: **300 PSI** at ambient temperature **70°F (21°C)**
- Nitrile (Buna-N) seals are standard temperature range **-40°F to 250°F (-40°C to 121°C)**
- steel componentry is plated using ROHS compliant trivalent chrome

Female Thread Couplers



brass




steel



303 stainless

Body Size	Threads	Brass		Steel		303 Stainless Steel	
		Previous Part #	Part #	Previous Part #	Part #	Previous Part #	Part #
1/2"	1/2" - 14 NPTF	---	---	PFL8	4PF4	---	---
	3/4" - 14 NPTF	---	4PF6-B	PFL12	4PF6	PFL12SS	4PF6-S

Female Thread Plugs



brass



steel



303 stainless

Body Size	Threads	Brass		Steel		303 Stainless Steel	
		Previous Part #	Part #	Previous Part #	Part #	Previous Part #	Part #
1/2"	3/8"-18 NPTF	---	---	PF6	P4F3	---	---
	1/2"-14 NPTF	PFB8	P4F4-B	PF8	P4F4	---	---
	3/4"-14 NPTF	PFB12	P4F6-B	PF12	P4F6	PF12SS	P4F6-S
	3/4"-14 NPTF	---	---	---	P4F6-9 ¹	---	---
	1"-11 1/2 NPTF	PFB16	P4F8-B	PF16	P4F8	---	---

¹ steel/PTFE coating

Male Thread Couplers



steel



303 stainless


Body Size	Threads	Steel		303 Stainless Steel	
		Previous Part #	Part #	Previous Part #	Part #
1/2"	3/8"-18 NPTF	PML6	4PM3	---	---
	1/2"-14 NPTF	PML8	4PM4	---	---
	3/4"-14 NPTF	PML12	4PM6	PML12SS	4PM6-S
	3/4"-14 NPTF	---	4PM6-9 ¹	---	---
	1"-11 1/2 NPTF	---	4PM8	---	---

¹ steel/PTFE coating


Dual-Lock™ P-Series Pneumatic Couplings
Male Thread Plugs

Body Size	Threads	Brass		Steel		303 Stainless Steel	
		Previous Part #	Part #	Previous Part #	Part #	Previous Part #	Part #
1/2"	3/8"-18 NPTF	---	---	PM6	P4M3	---	---
	1/2"-14 NPTF	PMB8	P4M4-B	PM8	P4M4	---	---
	3/4"-14 NPTF	PMB12	P4M6-B	PM12	P4M6	PM12SS	P4M6-S
	3/4"-14 NPTF	---	---	---	P4M6-9 ¹	---	---
	1"-11 1/2 NPTF	PMB16	P4M8-B	PM16	P4M8	---	---

¹ steel/PTFE coating



brass



steel



303 stainless

Hose Barb Couplers

Body Size	Hose ID	Brass		Steel		303 Stainless Steel	
		Previous Part #	Part #	Previous Part #	Part #	Previous Part #	Part #
1/2"	3/8"	---	---	PHL6	4PS3	---	---
	1/2"	---	4PS4-B	PHL8	4PS4	---	---
	3/4"	PHLB12	4PS6-B	PHL12	4PS6	PHL12SS	4PS6-S
	3/4"	---	---	---	4PS6-9 ¹	---	---
	1"	PHLB16	4PS8-B	PHL16	4PS8	---	---

¹ steel/PTFE coating



brass



steel



303 stainless

Hose Barb Coupler with Knurled Flanged Sleeves

Feature:

- large, raised collar sleeve permits easier handling when wearing gloves

Body Size	Hose ID	Trivalent Chrome Plated Steel	
		Previous Part #	Part #
1/2"	3/8"	PHL6FS	4PS3-FS
	1/2"	PHL8FS	4PS4-FS
	3/4"	PHL12FS	4PS6-FS




Male Thread Coupler with Knurled Flanged Sleeves

Body Size	Threads	Trivalent Chrome Plated Steel	
		Previous Part #	Part #
1/2"	3/8"-18 NPTF	PML6FS	4PM3-FS
	1/2"-14 NPTF	PML8FS	4PM4-FS
	3/4"-14 NPTF	PML12FS	4PM6-FS



Female Thread Couplers with Knurled Flanged Sleeves

Body Size	Threads	Trivalent Chrome Plated Steel	
		Previous Part #	Part #
1/2"	1/2"-14 NPTF	PFL8FS	4PF4-FS
	3/4"-14 NPTF	PFL12FS	4PF6-FS



Dual-Lock™ P-Series Pneumatic Couplings Couplers with Ferrule

Features:

- working pressure: **300 PSI** at ambient temperature **70°F (21°C)**
- for crimp recommendations see canada.dixonvalve.com
- 3/8" and 1" sizes available upon request, contact Dixon®

Materials:

- machined components are manufactured using solid steel, brass, or 303 stainless steel bar stock
- stainless steel retaining ring and spring maximize corrosion resistance and extend service life
- steel componentry is plated using ROHS Compliant Trivalent Chrome
- steel couplings have a zinc cast sleeve



Interchange Data:

- Thor Finger-Lock Interchange
- Interchanges with Thor PHC-Series, National Series 'A', and Campbell Double-Lock

Seal Components:

- Nitrile (Buna-N) seals standard, temperature range **-40°F to 250°F (-40°C to 121°C)**

Body Size	Hose ID	Hose OD		<i>Trivalent Chrome Plated Steel</i>	
		From:	To:	Part #	
1/2"	1/2"	54/64"	1-2/64"	4PS4-WF43	
	3/4"	1-10/64"	1-22/64"	PHL12WF	

Dual-Lock™ P-Series Pneumatic Couplings

Replacement Seals



Body Size	Coupler Style	<i>Nitrile</i>	<i>FKM</i>	
		Part #	Previous Part #	Part #
1/2"	all	4P-SKIT	452963	F-4P-SKIT

Locking Key



Body Size	Coupler Style	Previous Part #	<i>Steel</i>
			Part #
1/2"	all	855231	4P-CLIP

- fits couplings with locking sleeve


Air Chief Industrial Interchange Couplings

Features:

- pressure rating: **300 PSI**
- temperature range: **-40°F to 250°F (-40°C to 121°C)**
- interchanges with many other manufacturer's designs
- interchanges with MIL Spec. MIL-C-4109F/A-A-59439
- for air service only

**Female Threaded Plugs**

Body Size	Female NPT	Flow Rating at 100 PSI	Steel Part #
1/4"	1/8"	37 CFM	<i>DCP2021</i>
	1/4"	37 CFM	<i>DCP20</i>
	3/8"	37 CFM	<i>DCP2023</i>
3/8"	1/4"	70 CFM	<i>DCP2622</i>
	3/8"	70 CFM	<i>DCP26</i>
	1/2"	70 CFM	<i>DCP2624</i>
1/2"	3/8"	150 CFM	<i>DCP1823</i>
	1/2"	150 CFM	<i>DCP18</i>
	3/4"	150 CFM	<i>DCP1826</i>
3/4"	1/2"	200 CFM	<i>DCP7024</i>
	3/4"	200 CFM	<i>DCP7026</i>
	1"	200 CFM	<i>DCP7028</i>


**Male Threaded Plugs**

Body Size	Male NPT	Flow Rating at 100 PSI	Steel Part #
1/4"	1/8"	37 CFM	<i>DCP2101</i>
	1/4"	37 CFM	<i>DCP21</i>
	3/8"	37 CFM	<i>DCP2103</i>
3/8"	1/4"	70 CFM	<i>DCP2502</i>
	3/8"	70 CFM	<i>DCP25</i>
	1/2"	70 CFM	<i>DCP2504</i>
1/2"	3/8"	150 CFM	<i>DCP1703</i>
	1/2"	150 CFM	<i>DCP17</i>
	3/4"	150 CFM	<i>DCP1706</i>
3/4"	1/2"	200 CFM	<i>DCP7104</i>
	3/4"	200 CFM	<i>DCP7106</i>
	1"	200 CFM	<i>DCP7108</i>



Air Chief Industrial Interchange Couplings

Features:

- pressure rating: **300 PSI**
- temperature range: **-40°F to 250°F (-40°C to 121°C)**
- interchanges with many other manufacturer's designs
- interchanges with MIL Spec. MIL-C-4109F/A-A-59439
- for air service only 

Standard Hose Barb Plugs



DCP7145


Body Size	Hose ID	Flow Rating at 100 PSI	Steel Part #
1/4"	5/16"	37 CFM	DCP2143
	3/8"	37 CFM	DCP2144
3/8"	1/2"	70 CFM	D3S4
1/2"	3/4"	150 CFM	DCP1746
3/4"	1/2"	200 CFM	D6S4
	3/4"	200 CFM	D6S6
	1"	200 CFM	D6S8

Push-On Hose Barb Plugs



Body Size	Hose ID	Flow Rating at 100 PSI	Steel Part #
1/4"	3/8"	37 CFM	D3B2
3/8"	1/4"	70 CFM	DCP2542L

Ball Swivel Plug



Features:

- threaded portion is brass
- plug and nut portion is nickel-plated hardened steel
- pressure rating: **250 PSI**

Body Size	Male NPT	Part #
1/4"	1/4"	DCP21SWIV

Dixon® Keychain



Feature:


- halves separate like a coupler and plug

Plated Steel
Part #

DKC1


Air Chief Industrial Interchange Couplings

Features:

- couplers shut-off when disconnected
- couplers are semi-automatic
- pressure rating: **300 PSI**
- temperature range: **-40°F to 250°F (-40°C to 121°C)**
- interchanges with many other manufacturer's designs
- interchanges with MIL Spec. MIL-C-4109F/A-A-59439
- for air service only 


Semi-Automatic Female Threaded Couplers

Body Size	Female NPT	Flow Rating at 100 PSI	Brass Part #	Steel Part #
1/4"	1/8"	37 CFM	2FF1-B	---
	1/4"	37 CFM	2FF2-B	---
	3/8"	37 CFM	2FF3-B	---
3/8"	1/4"	70 CFM	---	3FF2
	3/8"	70 CFM	---	3FF3
	1/2"	70 CFM	---	3FF4
1/2"	3/8"	150 CFM	---	4FF3
	1/2"	150 CFM	---	4FF4
	3/4"	150 CFM	---	4FF6



Male Threaded Couplers

Body Size	Male NPT	Flow Rating at 100 PSI	Brass Part #	Steel Part #
1/4"	1/8"	37 CFM	2FM1-B	---
	1/4"	37 CFM	2FM2-B	---
	3/8"	37 CFM	2FM3-B	---
3/8"	1/4"	70 CFM	---	3FM2
	3/8"	70 CFM	---	3FM3
	1/2"	70 CFM	---	3FM4
1/2"	3/8"	150 CFM	---	4FM3
	1/2"	150 CFM	---	4FM4
	3/4"	150 CFM	---	4FM6



Standard Hose Barb Couplers

Body Size	Hose ID	Flow Rating at 100 PSI	Brass Part #	Steel Part #
1/4"	1/4"	37 CFM	2FS2-B	---
	5/16"	37 CFM	2FS2.5-B	---
	3/8"	37 CFM	2FS3-B	---
3/8"	3/8"	70 CFM	---	3FS3
	1/2"	70 CFM	---	3FS4
1/2"	3/8"	150 CFM	---	4FS3
	1/2"	150 CFM	---	4FS4
	3/4"	150 CFM	---	4FS6




Push-On Hose Barb Couplers

Body Size	Hose ID	Flow Rating at 100 PSI	Brass Part #	Steel Part #
1/4"	1/4"	37 CFM	2FB2-B	---
	3/8"	37 CFM	2FB3-B	---
3/8"	1/4"	70 CFM	---	3FB2
	3/8"	70 CFM	---	3FB3



Air Chief Industrial Interchange Couplings

Features:

- couplers shut-off when disconnected
- couplers are automatic
- pressure rating: **300 PSI**
- temperature range: **-40°F to 250°F (-40°C to 121°C)**
- interchanges with many other manufacturer's designs
- interchanges with MIL Spec. MIL-C-4109F/A-A-59439
- for air service only 

Automatic

Female Threaded Couplers




Body Size	Female NPT	Flow Rating at 100 PSI	Brass Part #
3/4"	1/2"	200 CFM	6DF4-B
	3/4"	200 CFM	6DF6-B
	1"	200 CFM	6DF8-B

Male Threaded Couplers



Body Size	Male NPT	Flow Rating at 100 PSI	Brass Part #
3/4"	1/2"	200 CFM	6DM4-B
	3/4"	200 CFM	6DM6-B
	1"	200 CFM	6DM8-B

Standard Hose Barb Couplers



Body Size	Hose ID	Flow Rating at 100 PSI	Brass Part #
3/4"	1/2"	200 CFM	6DS4-B
	3/4"	200 CFM	6DS6-B
	1"	200 CFM	6DS8-B

Parker E-z-mate Industrial Couplings

E-z-mate couplings combine push-to-connect, exhaust-style action with a self-locking valve sleeve to guard against accidental disconnection. Simply follow the direction of the on-off arrow stamped on the yellow chromate valve sleeve. Valve sleeve acts as an integral shut-off valve that allows connection and disconnection at zero pressure. When the sleeve is moved to shut off air flow, it automatically vents downstream allowing for disconnection at zero pressure and eliminating the risk of hose whip.

Features:

- pressure rating: **300 PSI**
- temperature range (standard seals): **-40°F to +250°F (-40°C to 121°C)**
- meets ISO 4414 requirements for a controlled pressure release system
- not recommended for vacuum service

**Female Threaded Couplers**

Body Size	Female NPT	Flow Rating at 100 PSI	Steel Part #
1/4"	1/4"-18	37 CFM	DC20SE
	3/8"-18	37 CFM	DC2023SE
3/8"	3/8"-18	70 CFM	DC26SE
	1/2"-14	70 CFM	DC2624SE
1/2"	1/2"-14	150 CFM	DC10SE
	3/4"-14	150 CFM	DC1026SE
3/4"	3/4"-14	200 CFM	DC7026SE
	1"-11-1/2	200 CFM	DC7028SE

**Male Threaded Couplers**

Body Size	Male NPT	Flow Rating at 100 PSI	Steel Part #
1/4"	1/4"-18	37 CFM	DC21SE
	3/8"-18	37 CFM	DC2103SE
3/8"	3/8"-18	70 CFM	DC25SE
1/2"	1/2"-14	150 CFM	DC9SE
3/4"	3/4"-14	200 CFM	DC7106SE

**Standard Hose Barb Couplers**

Body Size	Hose ID	Flow Rating at 100 PSI	Steel Part #
1/4"	1/4"	37 CFM	DC2042SE
	3/8"	37 CFM	DC2044SE
3/8"	3/8"	70 CFM	DC2644SE
1/2"	1/2"	150 CFM	DC1045SE

**Push-Lock Hose Barb Couplers**

Body Size	Hose ID	Flow Rating at 100 PSI	Steel Part #
1/4"	1/4"	37 CFM	DC2042LSE
	3/8"	37 CFM	DC2044LSE
3/8"	3/8"	70 CFM	DC2644LSE
1/2"	1/2"	150 CFM	DC1045LSE



Legris Industrial Interchange Safety Couplers

Applications:

- suited for numerous installations including: pneumatic tools, blow guns, pneumatic automotive equipment

Features:

- temperature range: **-4°F to 140°F (-40°C to 121°C)**
- working pressure: **230 PSI**
- composite, non-marring body
- 1/4" body size ensures excellent flow and total security due to disconnection in two steps
- compatible with industrial interchange plugs




1. vents plug side




2. disconnects

Female Threaded Automatic Couplers



Body Size	NPT Size	Part #
1/4"	1/4"	9415U0614
	3/8"	9415U0618

Male Threaded Automatic Couplers



Body Size	NPT Size	Part #
1/4"	1/4"	9405U0614
	3/8"	9405U0618

Air Chief Automotive Interchange Couplings

Features:

- pressure rating: **300 PSI**
- temperature range: **-40°F to 250°F (-40°C to 121°C)**
- couplers are semi-automatic
- interchange with popular makes of automotive quick-connect fittings such as Amflo, Dill, Milton and Truflate, some designs do not interchange with others, if you plan to interchange these couplings make sure you have plug ends with the proper configuration

Semi-Automatic

Female Threaded Plugs

Body Size	Female NPT	Flow Rating at 100 PSI	Steel Part #
1/4"	1/8"	37 CFM	J2F1
	1/4"	37 CFM	J2F2
	3/8"	37 CFM	J2F3
3/8"	1/4"	70 CFM	J3F2
	3/8"	70 CFM	J3F3
	1/2"	70 CFM	J3F4



Male Threaded Plugs

Body Size	Male NPT	Flow Rating at 100 PSI	Steel Part #
1/4"	1/8"	37 CFM	J2M1
	1/4"	37 CFM	J2M2
	3/8"	37 CFM	J2M3
3/8"	1/4"	70 CFM	J3M2
	3/8"	70 CFM	J3M3




Standard Hose Barb Plugs

Body Size	Hose ID	Flow Rating at 100 PSI	Steel Part #
1/4"	1/4"	37 CFM	J2S2
	3/8"	37 CFM	J2S3
3/8"	3/8"	37 CFM	J3S3



Push-On Hose Barb Plugs

Body Size	Hose ID	Flow Rating at 100 PSI	Steel Part #
1/4"	1/4"	37 CFM	J2B2
	3/8"	37 CFM	J2B3
3/8"	3/8"	70 CFM	J3B3



Automotive Ball Swivel Plug

Body Size	Male NPT	Part #
1/4"	1/4"	DCP1SWIV




Air Chief Automotive Interchange Couplings

Features:

- pressure rating: **300 PSI**
- temperature range: **-40°F to 250°F (-40°C to 121°C)**
- couplers are semi-automatic
- interchanges with popular makes of automotive quick-connect fittings such as Amflo, Dill, Milton and Truflate, some makes do not interchange with any others, if you plan to interchange these couplings make sure you have plug ends with the proper configuration


Semi-Automatic

Female Threaded Couplers



Body Size	Female NPT	Flow Rating at 100 PSI	Brass Part #	Steel Part #
1/4"	1/8"	37 CFM	2JF1-B	---
	1/4"	37 CFM	2JF2-B	---
	3/8"	37 CFM	2JF3-B	---
3/8"	1/4"	70 CFM	---	3JF2
	3/8"	70 CFM	---	3JF3
	1/2"	70 CFM	---	3JF4

Male Threaded Couplers




Body Size	Male NPT	Flow Rating at 100 PSI	Brass Part #	Steel Part #
1/4"	1/8"	37 CFM	2JM1-B	---
	1/4"	37 CFM	2JM2-B	---
	3/8"	37 CFM	2JM3-B	---
3/8"	1/4"	70 CFM	---	3JM2
	3/8"	70 CFM	---	3JM3
	1/2"	70 CFM	---	3JM4

Standard Hose Barb Couplers



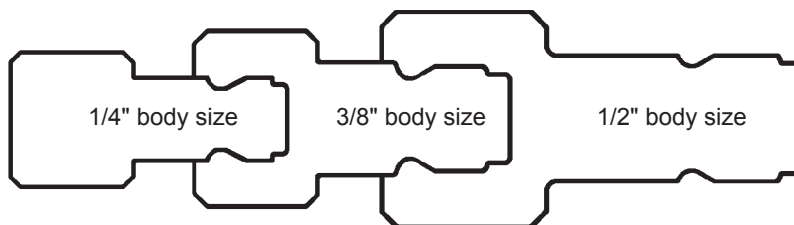
Body Size	Hose ID	Flow Rating at 100 PSI	Brass Part #	Steel Part #
1/4"	1/4"	37 CFM	2JS2-B	---
	3/8"	37 CFM	2JS3-B	---
3/8"	3/8"	70 CFM	---	3JS3
	1/2"	70 CFM	---	3JS4

Push-On Hose Barb Couplers



Body Size	Hose ID	Flow Rating at 100 PSI	Brass Part #	Steel Part #
1/4"	1/4"	37 CFM	2JB2-B	---
	3/8"	37 CFM	2JB3-B	---
3/8"	3/8"	70 CFM	---	3JB3

Air Chief Automotive Actual Size Profile Charts



Air Chief ARO Speed Interchange Couplings

Features:

- pressure rating: **300 PSI** at ambient temperature **70°F (21°C)**
- interchanges with ARO 210 and 310 designs
- couplers shut-off when disconnected

Female Threaded Plugs

Body Size	Female NPT	Flow Rating at 100 PSI	Steel Part #
1/4"	1/4"	37 CFM	M2F2
	3/8"	37 CFM	M2F3
3/8"	3/8"	70 CFM	M3F3



Male Threaded Plugs

Body Size	Male NPT	Flow Rating at 100 PSI	Steel Part #
1/4"	1/4"	37 CFM	M2M2
	3/8"	37 CFM	M2M3
3/8"	3/8"	70 CFM	M3M3



Standard Hose Barb

Body Size	Hose ID	Flow Rating at 100 PSI	Steel Part #
1/4"	1/4"	37 CFM	M2S2



Push-On Hose Barb

Body Size	Hose ID	Flow Rating at 100 PSI	Steel Part #
1/4"	1/4"	37 CFM	DCP3742L
	3/8"	37 CFM	M2B3




Ball Swivel Plug

Features:


- threaded portion is brass
- pressure rating: **250 PSI**

Body Size	Male NPT	Part #
1/4"	1/4"	DCP37SWIV




Air Chief ARO Speed Interchange Couplings

Semi-Auto Female Threaded Couplers



Body Size	Hose ID	Flow Rating at 100 PSI	Brass Part #	Steel Part #
1/4"	1/4"	37 CFM	2MF2-B	---
	3/8"	37 CFM	2MF3-B	---
3/8"	3/8"	70 CFM	---	3MF3-PL

Semi-Auto Male Threaded Couplers




Body Size	Hose ID	Flow Rating at 100 PSI	Brass Part #	Steel Part #
1/4"	1/4"	37 CFM	2MM2-B	---
	3/8"	37 CFM	2MM3-B	---
3/8"	3/8"	70 CFM	---	3MM3-PL

Semi-Auto Standard Hose Barb Couplers



Body Size	Hose ID	Flow Rating at 100 PSI	Steel Part #
1/4"	1/4"	37 CFM	2MS2-B
	3/8"	37 CFM	2MS3-B

Semi-Auto Push-On Hose Barb Couplers




Body Size	Hose ID	Flow Rating at 100 PSI	Brass Part #
1/4"	1/4"	37 CFM	DC3842L
	3/8"	37 CFM	2MB3-B

Air Chief Lincoln Interchange Couplings

Features:


- interchangeable with the Lincoln Interchange long stem series
- pressure rating: **300 PSI** at ambient temperature **70°F (21°C)**
- couplers shut-off when disconnected
- couplers are semi-automatic

Threaded Plugs



Body Size	NPT	Thread	Flow Rating at 100 PSI	Steel Part #
1/4"	1/4"	Female	37 CFM	L2F2
1/4"	1/4"	Male	37 CFM	L2M2

Threaded Couplers



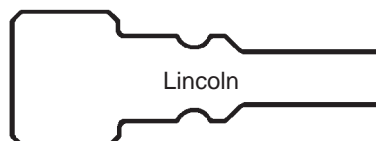
Body Size	Female NPT	Thread	Flow Rating at 100 PSI	Brass Part #
1/4"	1/4"	Female	37 CFM	2LF2-B
1/4"	1/4"	Male	37 CFM	2LM2-B

Actual Size Profile



Charts


Air Chief Lincoln



DF-Series Industrial Pneumatic Couplings


Features:

- pressure ratings: brass coupler / steel plug: **500 PSI**, brass coupler / brass plug: **300 PSI**, steel coupler / steel plug: **500 PSI**, 303 stainless steel coupler / 303 stainless steel plug: **500 PSI**
- temperature range: **-40°F to 250°F (-40°C to 121°C)**
- interchanges with other Industrial Interchange designs
- interchanges with the MIL-C-4109, A-A 59439, and ISO6150B standards

It is important to be safe when installing quick disconnect couplings into a pneumatic circuit. Never install a pneumatic coupling directly into an air tool, use a piece of hose that is at least 18" long, between the tool and the coupling, to prevent damage to the coupling. To protect the operator, safety devices, such as a safety check valve and safety cable should be installed in case there is a hose or coupling failure. For safety check valves and cables see pages 358 and 552. 

Female Threaded Plugs


Body Size	Threads	Brass		Steel	303 Stainless Steel	
		Previous Part #	Part #	Part #	Previous Part #	Part #
1/4"	1/8" - 27 NPTF	---	---	D2F1	---	---
	1/4" - 18 NPTF	DCP20B	D2F2-B	D2F2	DCP20S	D2F2-S
	1/4" - 19 BSPP	---	---	D2BF2	---	---
	3/8" - 18 NPTF	DCP2023B	D2F3-B	D2F3	---	D2F3-S
	3/8" - 19 BSPP	---	---	D2BF3	---	---
3/8"	1/4" - 18 NPTF	---	---	D3F2	---	---
	3/8" - 18 NPTF	---	D3F3-B	D3F3	DCP26S	D3F3-S
	3/8" - 19 BSPP	---	---	D3BF3	---	---
	1/2" - 14 NPTF	---	---	D3F4	---	---
1/2"	3/8" - 18 NPTF	---	---	D4F3	---	---
	1/2" - 14 NPTF	---	D4F4-B	D4F4	DCP18S	D4F4-S
	1/2" - 14 BSPP	---	---	D4BF4	---	---
	3/4" - 14 NPTF	---	D4F6-B	D4F6	---	---
3/4"	1/2" - 14 NPTF	---	---	D6F4	---	---
	3/4" - 14 NPTF	---	---	D6F6	---	---
	1" - 11 1/2 NPTF	---	---	D6F8	---	---



brass



steel



303 stainless

Male Threaded Plugs

Body Size	Threads	Brass		Steel	303 Stainless Steel	
		Previous Part #	Part #	Part #	Previous Part #	Part #
1/4"	1/8" - 27 NPTF	DCP2101B	D2M1-B	D2M1	---	D2M1-S
	1/4" - 18 NPTF	DCP21B	D2M2-B	D2M2	DCP21S	D2M2-S
	1/4" - 19 BSPT	---	---	D2BM2	---	---
	3/8" - 18 NPTF	DCP2103B	D2M3-B	D2M3	---	D2M3-S
	3/8" - 19 BSPT	---	---	D2BM3	---	---
3/8"	1/4" - 18 NPTF	---	---	D3M2	---	---
	3/8" - 18 NPTF	---	D3M3-B	D3M3	DCP25S	D3M3-S
	3/8" - 19 BSPT	---	---	D3BM3	---	---
	1/2" - 14 NPTF	---	---	D3M4	---	---
1/2"	1/4" - 18 NPTF	---	---	D4M2	---	---
	3/8" - 18 NPTF	---	---	D4M3	---	---
	1/2" - 14 NPTF	---	D4M4-B	D4M4	DCP17S	D4M4-S
	1/2" - 14 BSPT	---	---	D4BM4	---	---
3/4"	3/4" - 14 NPTF	---	D4M6-B	D4M6	---	---
	1/2" - 14 NPTF	---	---	D6M4	---	---
	3/4" - 14 NPTF	---	---	D6M6	---	---
1"	1" - 11 1/2 NPTF	---	---	D6M8	---	---



brass



steel



303 stainless

DF-Series Industrial Pneumatic Couplings

Pneumatic Fittings



brass



steel



303 stainless


Standard Hose Barb Plugs

Body Size	Hose ID	Brass		Steel		303 Stainless Steel	
		Previous Part #	Part #	Previous Part #	Part #	Previous Part #	Part #
1/4"	1/4"	DCP2142B	D2S2-B	DCP2142	D2S2	DCP2142S	D2S2-S
	5/16"	---	---	---	D2S2.5	---	---
	3/8"	DCP2144B	D2S3-B	---	D2S3	---	D2S3-S
3/8"	1/4"	---	---	DCP2542	D3S2	---	---
	3/8"	---	D3S3-B	DCP2544	D3S3	DCP2544S	D3S3-S
	1/2"	---	---	---	D3S4	---	---
1/2"	3/8"	---	D4S3-B	DCP1744	D4S3	---	---
	1/2"	---	D4S4-B	DCP1745	D4S4	DCP1745S	D4S4-S
	3/4"	---	D4S6-B	---	D4S6	---	---
3/4"	1/2"	---	---	---	D6S4	---	---
	3/4"	---	---	---	D6S6	---	---
	1"	---	---	---	D6S8	---	---

Automatic Female Threaded Couplers

Body Size	Threads	Brass		303 Stainless Steel	
		Previous Part #	Part #	Previous Part #	Part #
1/4"	1/8" - 27 NPTF	---	2DF1-B	---	---
	1/4" - 18 NPTF	DCB20	2DF2-B	DCS20	2DF2-S
	1/4" - 19 BSPP	---	2DBF2-B	---	---
	3/8" - 18 NPTF	DCB2023	2DF3-B	---	2DF3-S
	3/8" - 19 BSPP	---	2DBF3-B	---	---
3/8"	1/4" - 18 NPTF	DCB2622	3DF2-B	---	---
	3/8" - 18 NPTF	DCB26	3DF3-B	DCS26	3DF3-S
	3/8" - 19 BSPP	---	3DBF3-B	---	---
	1/2" - 14 NPTF	DCB2624	3DF4-B	---	---
1/2"	3/8" - 18 NPTF	DCB1023	4DF3-B	---	---
	1/2" - 14 NPTF	DCB10	4DF4-B	DCS10	4DF4-S
	1/2" - 14 BSPP	---	4DBF4-B	---	---
	3/4" - 14 NPTF	DCB1026	4DF6-B	---	---
3/4"	1/2" - 14 NPTF	---	6DF4-B	---	---
	3/4" - 14 NPTF	---	6DF6-B	---	---
	1" - 11 1/2 NPTF	---	6DF8-B	---	---


Manual Female Threaded Couplers



brass



steel



303 stainless

Body Size	Threads	Brass Part #	Steel Part #	303 Stainless Steel	
				Previous Part #	Part #
1/4"	1/8" - 27 NPTF	2FF1-B	---	---	---
	1/8" - 28 BSPP	2FBF1-B	---	---	---
	1/4" - 18 NPTF	2FF2-B	2FF2	DC20S	2FF2-S
	1/4" - 19 BSPP	2FBF2-B	---	---	---
	3/8" - 18 NPTF	2FF3-B	---	---	2FF3-S
	3/8" - 19 BSPP	2FBF3-B	---	---	---
3/8"	1/4" - 18 NPTF	---	3FF2	---	---
	3/8" - 18 NPTF	---	3FF3	DC26S	3FF3-S
	3/8" - 19 BSPP	---	3FBF3	---	---
	1/2" - 14 NPTF	---	3FF4	---	---
1/2"	3/8" - 18 NPTF	---	4FF3	---	---
	1/2" - 14 NPTF	---	4FF4	DC10S	4FF4-S
	1/2" - 14 BSPP	---	4FBF4	---	---
	3/4" - 14 NPTF	---	4FF6	---	---

DF-Series Industrial Pneumatic Couplings

Automatic Male Threaded Couplers

Body Size	Threads	Brass		303 Stainless Steel	
		Previous Part #	Part #	Previous Part #	Part #
1/4"	1/8" - 27 NPTF	---	2DM1-B	---	---
	1/4" - 18 NPTF	DCB21	2DM2-B	DCS21	2DM2-S
	1/4" - 19 BSPT	---	2DBM2-B	---	---
	3/8" - 18 NPTF	DCB2103	2DM3-B	---	2DM3-S
	3/8" - 19 BSPT	---	2DBM3-B	---	---
3/8"	1/4" - 18 NPTF	DCB2502	3DM2-B	---	---
	3/8" - 18 NPTF	DCB25	3DM3-B	DCS25	3DM3-S
	3/8" - 19 BSPT	---	3DBM3-B	---	---
	1/2" - 14 NPTF	DCB2504	3DM4-B	---	---
1/2"	3/8" - 18 NPTF	DCB903	4DM3-B	---	---
	1/2" - 14 NPTF	DCB9	4DM4-B	DCS9	4DM4-S
	1/2" - 14 BSPT	---	4DBM4-B	---	---
	3/4" - 14 NPTF	DCB906	4DM6-B	---	---
3/4"	1/2" - 14 NPTF	---	6DM4-B	---	---
	3/4" - 14 NPTF	---	6DM6-B	---	---
	1" - 11 1/2 NPTF	---	6DM8-B	---	---



brass




303 stainless

Manual Male Threaded Couplers

Body Size	Threads	Brass Part #	Steel Part #	303 Stainless Steel	
				Previous Part #	Part #
1/4"	1/8" - 27 NPTF	2FM1-B	---	---	2FM1-S
	1/4" - 18 NPTF	2FM2-B	2FM2	DC21S	2FM2-S
	1/4" - 19 BSPT	2FBM2-B	---	---	---
	3/8" - 18 NPTF	2FM3-B	---	---	2FM3-S
	3/8" - 19 BSPT	2FBM3-B	---	---	---
3/8"	1/4" - 18 NPTF	---	3FM2	---	---
	3/8" - 18 NPTF	---	3FM3	DC25S	3FM3-S
	3/8" - 19 BSPT	---	3FBM3	---	---
	1/2" - 14 NPTF	---	3FM4	---	---
1/2"	3/8" - 18 NPTF	---	4FM3	---	---
	1/2" - 14 NPTF	---	4FM4	DC9S	4FM4-S
	1/2" - 14 BSPT	---	4FBM4	---	---
	3/4" - 14 NPTF	---	4FM6	---	---



brass



steel



303 stainless

DF-Series Industrial Pneumatic Couplings

Automatic Standard Hose Barb Couplers



brass



303 stainless

Body Size	Hose ID	Brass		303 Stainless Steel	
		Previous Part #	Part #	Previous Part #	Part #
1/4"	1/4"	DCB2042	2DS2-B	DCS2042	2DS2-S
	3/8"	DCB2044	2DS3-B	---	2DS3-S
3/8"	1/4"	DCB2642	3DS2-B	---	---
	3/8"	DCB2644	3DS3-B	DCS2644	3DS3-S
	1/2"	DCB2645	3DS4-B	---	---
1/2"	3/8"	DCB1044	4DS3-B	---	---
	1/2"	DCB1045	4DS4-B	DCS1045	4DS4-S
	3/4"	DCB1046	4DS6-B	---	---
3/4"	1/2"	---	6DS4-B	---	---
	3/4"	---	6DS6-B	---	---
	1"	---	6DS8-B	---	---

Manual Standard Hose Barb Couplers



brass



steel




303 stainless

Body Size	Hose ID	Brass	Previous Part #	Steel	303 Stainless Steel	
		Part #		Part #	Previous Part #	Part #
1/4"	1/4"	2FS2-B	---	2FS2	DC2042S	2FS2-S
	5/16"	2FS2.5-B	---	---	---	---
	3/8"	2FS3-B	---	---	---	2FS3-S
3/8"	1/4"	---	DC2642	3FS2	---	---
	3/8"	---	---	3FS3	DC2644S	3FS3-S
	1/2"	---	---	3FS4	---	---
1/2"	3/8"	---	---	4FS3	---	---
	1/2"	---	---	4FS4	DC1045S	4FS4-S
	3/4"	---	---	4FS6	---	---


DF-Series Industrial Pneumatic Couplings
Automatic Push-Loc Barb Couplers

Body Size	Hose ID	Brass Part #
1/4"	1/4"	2DB2-B
	3/8"	2DB3-B
3/8"	3/8"	3DB3-B
1/2"	1/2"	4DB4-B




Manual Push-Loc Barb Couplers

Body Size	Hose ID	Brass Part #	Steel Part #
1/4"	1/4"	2FB2-B	---
	3/8"	2FB3-B	---
3/8"	1/4"	---	3FB2
	3/8"	---	3FB3
	1/2"	---	3FB4
1/2"	3/8"	---	4FB3
	1/2"	---	4FB4



brass




steel

Push-Loc Hose Barb Plugs

Body Size	Hose ID	Brass Part #	Steel	
			Previous Part #	Part #
1/4"	1/4"	D2B2-B	DCP2142L	D2B2
	3/8"	---	---	D2B3
3/8"	1/4"	---	---	D3B2
	3/8"	---	DCP2544L	D3B3
	1/2"	---	---	D3B4
1/2"	1/2"	---	---	D4B4
3/4"	3/4"	---	---	D6B6



brass



steel

Automatic Reusable Barb Couplers

Body Size	Hose ID X OD	Brass Part #
1/4"	1/4" X 1/2"	2DE2-B
	1/4" X 5/8"	2DH2-B
	3/8" X 11/16"	2DK3-B
	3/8" X 3/4"	2DL3-B

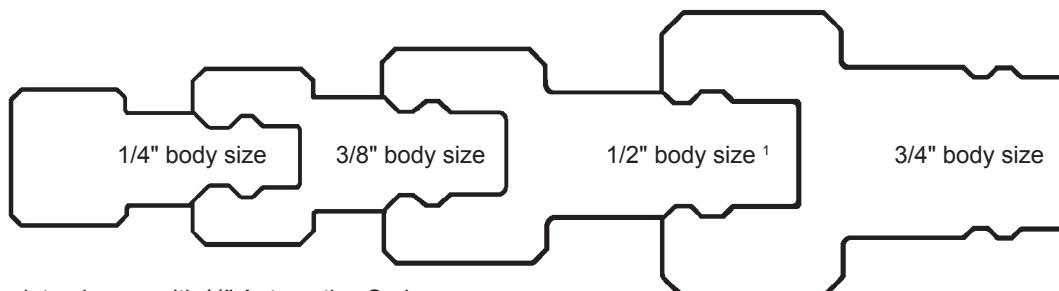


Reusable Barb Plugs

Body Size	Hose ID X OD	Steel Part #
1/4"	1/4" X 1/2"	D2E2
	1/4" X 5/8"	D2H2
	3/8" X 11/16"	D2K3
	3/8" X 3/4"	D2L3



DF-Series Actual Size Profile Charts




¹ 1/2" may also interchange with 1/2" Automotive Series

J-Series Automotive Pneumatic Couplings

Features:

- pressure rating: Brass Coupler/Steel Plug and Steel Coupler/Steel Plug: **500 PSI**, Brass Coupler/Brass Plug: **300 PSI**
- temperature range: **-40°F to 250°F (-40°C to 121°C)**
- interchanges with other Truflate Automotive designs

Operating pressure for couplings utilizing hose barb end connections may be dramatically reduced to that of the hose rating and/or hose end connection combination. Consult hose manufacturer's catalog for hose end connection ratings. If in doubt, test under controlled conditions for suitability to application. Dixon® cannot assume liability for misapplication of production resulting in equipment down-time, lost production, and/or personal injury including death. 

Female Threaded Plugs



brass



steel

Body Size	Threads	Brass Part #	Steel Part #
1/4"	1/8" - 27 NPTF	---	J2F1
	1/4" - 18 NPTF	J2F2-B	J2F2
	3/8" - 18 NPTF	---	J2F3
3/8"	1/4" - 18 NPTF	---	J3F2
	3/8" - 18 NPTF	---	J3F3
	1/2" - 14 NPTF	---	J3F4
1/2"	3/8" - 18 NPTF	---	J4F3
	1/2" - 14 NPTF	---	J4F4
	3/4" - 14 NPTF	---	J4F6

Male Threaded Plugs



brass



steel

Body Size	Threads	Brass Part #	Steel Part #
1/4"	1/8" - 27 NPTF	---	J2M1
	1/4" - 18 NPTF	J2M2-B	J2M2
	3/8" - 18 NPTF	---	J2M3
3/8"	1/4" - 18 NPTF	---	J3M2
	3/8" - 18 NPTF	---	J3M3
	1/2" - 14 NPTF	---	J3M4
1/2"	3/8" - 18 NPTF	---	J4M3
	1/2" - 14 NPTF	---	J4M4
	3/4" - 14 NPTF	---	J4M6

Standard Hose Barb Plugs




Body Size	Hose ID	Steel	
		Previous Part #	Part #
1/4"	1/4"	---	J2S2
	3/8"	---	J2S3
3/8"	1/4"	DCP542	J3S2
	3/8"	---	J3S3
	1/2"	---	J3S4
1/2"	3/8"	---	J4S3
	1/2"	---	J4S4
	3/4"	---	J4S6

J-Series Automotive Pneumatic Couplings

Female Threaded Couplers

Body Size	Threads	Brass Part #	Steel Part #
1/4"	1/8" - 27 NPTF	2JF1-B	---
	1/4" - 18 NPTF	2JF2-B	---
	3/8" - 18 NPTF	2JF3-B	---
3/8"	1/4" - 18 NPTF	---	3JF2
	3/8" - 18 NPTF	---	3JF3
	1/2" - 14 NPTF	---	3JF4



brass




steel


- 1/2" body J-Series plugs are used with 1/2" body DF-Series Manual couplers on page 307 to 311

Male Threaded Couplers

Body Size	Threads	Brass Part #	Steel Part #
1/4"	1/8" - 27 NPTF	2JM1-B	---
	1/4" - 18 NPTF	2JM2-B	---
	3/8" - 18 NPTF	2JM3-B	---
3/8"	1/4" - 18 NPTF	---	3JM2
	3/8" - 18 NPTF	---	3JM3
	1/2" - 14 NPTF	---	3JM4



brass



steel


- 1/2" body J-Series plugs are used with 1/2" body DF-Series Manual couplers on page 307 to 311

Standard Hose Barb Couplers

Body Size	Hose ID	Brass Part #	Steel Part #
1/4"	1/4"	2JS2-B	---
	3/8"	2JS3-B	---
3/8"	1/4"	---	3JS2
	3/8"	---	3JS3
	1/2"	---	3JS4



brass




steel


- 1/2" body J-Series plugs are used with 1/2" body DF-Series Manual couplers on page 307 to 311

Push-Loc Hose Barb Couplers

Body Size	Hose ID	Brass Part #	Steel Part #
1/4"	1/4"	2JB2-B	---
	3/8"	2JB3-B	---
3/8"	1/4"	---	3JB2
	3/8"	---	3JB3
	1/2"	---	3JB4



brass



steel

- 1/2" body J-Series plugs are used with 1/2" body DF-Series Manual couplers on page 307 to 311

Push-Loc Hose Barb Plugs


Body Size	Hose ID	Steel Part #
1/4"	1/4"	J2B2
	3/8"	J2B3
3/8"	3/8"	J3B3
1/2"	1/2"	J4B4




M-Series ARO Pneumatic Couplings

Features:

- pressure rating: **300 PSI** at ambient temperature **70°F (21°C)**
- automatic couplings interchanges with ARO 210/310 designs and Hansen Series 210/310
- manual couplings interchange with Parker 50-Series and Amflo Type 'B'


It is important to be safe when installing quick disconnect couplings into a pneumatic circuit. Never install a pneumatic coupling directly into an air tool, use a piece of hose that is at least 18" long, between the tool and the coupling, to prevent damage to the coupling. To protect the operator, safety devices, such as a safety check valve and safety cable should be installed in case there is a hose or coupling failure. For safety check valves and cables see pages 362 and 556. 

Female Threaded Plugs



Body Size	Threads	Brass Part #	Steel Part #
1/4"	1/4" - 18 NPTF	M2F2-B	M2F2
	3/8" - 18 NPTF	---	M2F3
3/8"	3/8" - 18 NPTF	---	M3F3

Male Threaded Plugs




Body Size	Threads	Brass Part #	Steel Part #
1/4"	1/8" - 27 NPTF	---	M2M1
	1/4" - 18 NPTF	M2M2-B	M2M2
	3/8" - 18 NPTF	---	M2M3
3/8"	3/8" - 18 NPTF	---	M3M3

Standard Hose Barb Plugs



Body Size	Hose ID	Previous Part #	Steel Part #
1/4"	1/4"	---	M2S2
	3/8"	DCP3744	M2S3
3/8"	3/8"	---	M3S3

Automatic Female Threaded Couplers



Body Size	Threads	Steel / Brass Part #
1/4"	1/4" - 18 NPT	2MF2-PL
	3/8" - 18 NPT	2MF3-PL
3/8"	3/8" - 18 NPT	3MF3-PL

Manual Female Threaded Couplers




Body Size	Threads	Brass Part #
1/4"	1/4" - 18 NPT	2MF2-B
	3/8" - 18 NPT	2MF3-B

M-Series ARO Pneumatic Couplings

Automatic Male Threaded Couplers

Body Size	Threads	Steel / Brass Part #
1/4"	1/4" - 18 NPT	2MM2-PL
	3/8" - 18 NPT	2MM3-PL
3/8"	3/8" - 18 NPT	3MM3-PL
	1/2" - 14 NPTF	3MM4-PL




Manual Male Threaded Couplers

Body Size	Threads	Brass Part #
1/4"	1/4" - 18 NPT	2MM2-B
	3/8" - 18 NPT	2MM3-B



Automatic Standard Hose Barb Couplers

Body Size	Hose ID	Steel / Brass Part #
1/4"	1/4"	2MS2-PL
	5/16"	2MS2.5-PL
	3/8"	2MS3-PL
3/8"	3/8"	3MS3-PL



Manual Standard Hose Barb Couplers

Body Size	Hose ID	Brass Part #
1/4"	1/4"	2MS2-B
	3/8"	2MS3-B



Push-Loc Barb Plug

Body Size	Hose ID	Steel Part #
1/4"	1/4"	M2B2




CJ-Series Pneumatic Couplings


Features:

- European High-Flow Interchange
- pressure rating: **300 PSI**
- temperature range: **-40°F to 250°F (-40°C to 112°C)**
- 1/4" interchanges with Coilhose Megaflow, CEJN 320, and Rectus 25KA/26KA;
- 3/8" interchanges with Rectus 27KA and CEJN 410

Female Threaded Plugs



brass




steel

Body Size	Threads	Brass Part #	Steel Part #
1/4"	1/4" - 18 NPT	CJ2F2-B	CJ2F2-LG
	1/4" - 19 BSPP	CJ2BF2-B	CJ2BF2-LG
	3/8" - 18 NPT	CJ2F3-B	CJ2F3-LG
	3/8" - 19 BSPP	CJ2BF3-B	CJ2BF3-LG
3/8"	3/8" - 18 NPT	CJ3F3-B	CJ3F3
	3/8" - 19 BSPP	CJ3BF3-B	CJ3BF3
	1/2" - 14 NPT	CJ3F4-B	---
	1/2" - 14 BSPP	CJ3BF4-B	CJ3BF4

Male Threaded Plugs




brass



steel

Body Size	Threads	Previous Part #	Brass	Steel
			Part #	Part #
1/4"	1/4" - 18 NPT	DCP41	CJ2M2-B	CJ2M2-LG
	1/4" - 19 BSPT	---	CJ2BM2-B	CJ2BM2-LG
	3/8" - 18 NPT	---	CJ2M3-B	CJ2M3-LG
	3/8" - 19 BSPT	---	CJ2BM3-B	CJ2BM3-LG
3/8"	3/8" - 18 NPT	---	CJ3M3-B	CJ3M3
	3/8" - 19 BSPT	---	CJ3BM3-B	CJ3BM3
	1/2" - 14 NPT	---	CJ3M4-B	CJ3M4
	1/2" - 14 BSPT	---	CJ3BM4-B	CJ3BM4

Female Threaded Couplers



Body Size	Threads	Previous Part #	Brass
			Part #
1/4"	1/4" - 18 NPT	DC41	2CJF2-B
	1/4" - 19 BSPP	---	2CJBF2-B
	3/8" - 18 NPT	---	2CJF3-B
	3/8" - 19 BSPP	---	2CJBF3-B
3/8"	3/8" - 18 NPT	---	3CJF3-B
	3/8" - 19 BSPP	---	3CJBF3-B
	1/2" - 14 NPT	---	3CJF4-B
	1/2" - 14 BSPP	---	3CJBF4-B

Male Threaded Couplers




Body Size	Threads	Brass Part #
1/4"	1/4" - 18 NPT	2CJM2-B
	1/4" - 19 BSPT	2CJBM2-B
	3/8" - 18 NPT	2CJM3-B
	3/8" - 19 BSPT	2CJBM3-B
3/8"	3/8" - 18 NPT	3CJM3-B
	3/8" - 19 BSPT	3CJBM3-B
	1/2" - 14 NPT	3CJM4-B
	1/2" - 14 BSPT	3CJBM4-B

SHD-Series Schrader Pneumatic Couplings


Features:

- pressure rating: **300 PSI**
- temperature range: **-40°F to 250°F (-40°C to 112°C)**
- interchanges with Parker Twist-Lock, Tomco Series-TL, Foster SHD

Operating pressure for couplings utilizing hose barb end connections may be dramatically reduced to that of the hose rating and/or hose end connection combination. Consult hose manufacturer's catalog for hose end connection ratings. If in doubt, test under controlled conditions for suitability to application. Dixon Quick Coupling cannot assume liability for misapplication of production resulting in equipment down-time, lost production, and/or personal injury including death. 

Female Threaded Plugs

Body Size	Threads	Steel Part #
1/4"	1/8" - 27 NPT	SHD2F1
	1/4" - 18 NPT	SHD2F2
1/2"	3/8" - 18 NPT	SHD4F3

**Male Threaded Plugs**


Body Size	Threads	Steel Part #
1/4"	1/8" - 27 NPT	SHD2M1
	1/4" - 18 NPT	SHD2M2
1/2"	3/8" - 18 NPT	SHD4M3
	1/2" - 14 NPT	SHD4M4

**Female Threaded Couplers**

Body Size	Threads	Aluminum Part #
1/4"	1/4" - 18 NPT	2SHDF2
	3/8" - 18 NPT	2SHDF3
1/2"	3/8" - 18 NPT	4SHDF3
	1/2" - 14 NPT	4SHDF4
	3/4" - 14 NPT	4SHDF6

**Male Threaded Couplers**

Body Size	Threads	Aluminum Part #
1/4"	1/4" - 18 NPT	2SHDM2
	3/8" - 18 NPT	2SHDM3
1/2"	3/8" - 18 NPT	4SHDM3
	1/2" - 14 NPT	4SHDM4




SHD-Series Schrader Pneumatic Couplings

Standard Hose Barb Plugs



Body Size	Hose ID	Steel Part #
1/4"	1/4"	SHD2S2
	3/8"	SHD2S3
1/2"	3/8"	SHD4S3
	1/2"	SHD4S4

Standard Hose Barb Couplers




Body Size	Hose ID	Aluminum Part #
1/4"	1/4"	2SHDS2
	3/8"	2SHDS3
1/2"	3/8"	4SHDS3
	1/2"	4SHDS4

L-Series Lincoln Pneumatic Couplings

Features:

- pressure rating: **300 PSI**
- temperature range: **-40°F to 250°F (-40°C to 112°C)**
- Lincoln Long-Nose Automotive Interchange
- interchanges with Parker 70-Series, Tomco Series-1110, Coilhose Type-17

It is important to be safe when installing quick disconnect couplings into a pneumatic circuit. Never install a pneumatic coupling directly into an air tool, use a piece of hose that is at least 18" long, between the tool and the coupling, to prevent damage to the coupling. To protect the operator, safety devices, such as a safety check valve and safety cable should be installed in case there is a hose or coupling failure. For safety check valves and cables see pages 362 and 556. 

Female Threaded Plug



Body Size	Threads	Steel Part #
1/4"	1/4" - 18 NPT	L2F2

Male Threaded Plug




Body Size	Threads	Steel Part #
1/4"	1/4" - 18 NPT	L2M2

Female Threaded Coupler



Body Size	Threads	Brass Part #
1/4"	1/4" - 18 NPT	2LF2-B


Male Threaded Coupler



Body Size	Threads	Brass Part #
1/4"	1/4" - 18 NPT	2LM2-B

U-Series Universal Pneumatic Couplings

Features:

- temperature range: **-40°F to 250°F (-40°C to 112°C)**
- couplers are automatic
- 2U-Series 6-in-1 (Aro 210, Industrial, Truflate, Lincoln, Italian, and CEJN 320)
- 3U-Series 4-in-1 (ARO 310, Industrial, Truflate, and CEJN 410)
- Parker UC-Series, Hansen Auto-Flo 23, and Tomco Series UC
- Although the universal coupler permits multiple series nipples to mate with one coupler, it is recommended to match like series couplers and nipples. When using a Universal coupler, the lower performance rating between the coupler and nipple must take precedence.
- Some pneumatic applications require the pressurized air to be 'dried' to ensure proper operation of equipment and/or application of product (ie. auto body shops). It is best to match like series couplers and nipples in these applications. If it is necessary to use a Universal coupler, lube the seal and valve area regularly to ensure reliable service.
- for air service only 

Female Threaded Couplers

Body Size	Threads	Brass Part #
1/4"	1/4" - 18 NPT	2UF2-B
	3/8" - 18 NPT	2UF3-B
3/8"	3/8" - 18 NPT	3UF3-B



Male Threaded Couplers

Body Size	Threads	Brass Part #
1/4"	1/4" - 18 NPT	2UM2-B
	3/8" - 18 NPT	2UM3-B
3/8"	3/8" - 18 NPT	3UM3-B



Standard Hose Barb Couplers

Body Size	Hose ID	Brass Part #
1/4"	1/4"	2US2-B
	3/8"	2US3-B
3/8"	3/8"	3US3-B



Push-On Hose Barb Couplers

Body Size	Hose ID	Brass Part #
1/4"	1/4"	2UB2-B
	3/8"	2UB3-B



NK-Series Japanese Pneumatic Couplings

Features:

- Japanese Industrial Interchange Pneumatic Coupling
- Interchanges with Nitto Kohki Hi-Cupla 200, Rectus Series 13, and CEJN Series 315
- Nitrile (Buna-N) seals are standard temperature range **-40°F to 250°F (-40°C to 121°C)**
- pressure rating: **300 PSI**

Female Threaded Plugs

Body Size	Threads	Steel Part #
1/4"	1/4" - 18 NPT 1/4" -19 BSPP	NK2F2 NK2BF2

Male Threaded Plugs

Body Size	Threads	Steel Part #
1/4"	1/4" - 18 NPT 1/4" -19 BSPP	NK2M2 NK2BM2

Hose Barb Plug

Body Size	Hose ID	Steel Part #
1/4"	1/4"	NK2S2

Female Threaded Couplers

Body Size	Threads	Steel Part #
1/4"	1/4" - 18 NPT 1/4" -19 BSPP	2NKF2 2NKBF2

Male Threaded Couplers

Body Size	Threads	Steel Part #
1/4"	1/4" - 18 NPT 1/4" -19 BSPP	2NKM2 2NKBM2

Hose Barb Coupler

Body Size	Hose ID	Steel Part #
1/4"	1/4"	2NKS2

BR-Series Pneumatic Couplings

Features:

- Interchange data: Rectus 21KA, Tomco Series SC, CEJN Series 223
- Nitrile (Buna-N) seals are standard temperature range **-40°F to 250°F (-40°C to 121°C)**
- pressure rating: **300 PSI**

Female Threaded Plugs

Body Size	Threads	Brass Part #
1/8"	1/8" - 27 NPT	BR1F1-B-E-7
	1/8" - 28 BSPP	BR1BF1-B-E-7
	1/4" - 18 NPT	BR1F2-B-E-7
	1/4" - 19 BSPP	BR1BF2-B-E-7



Male Threaded Plugs

Body Size	Threads	Brass Part #
1/8"	1/8" - 27 NPT	BR1M1-B-E-7
	1/8" - 28 BSPP	BR1GM1-B-E-7
	1/4" - 18 NPT	BR1M2-B-E-7
	1/4" - 19 BSPP	BR1GM2-B-E-7



Female Threaded Couplers

Body Size	Threads	Brass Part #
1/8"	1/8" - 27 NPT	1BRF1-B-7
	1/8" - 28 BSPP	1BRBF1-B-7
	1/4" - 18 NPT	1BRF2-B-7
	1/4" - 19 BSPP	1BRBF2-B-7




Male Threaded Couplers

Body Size	Threads	Brass Part #
1/8"	1/8" - 27 NPT	1BRM1-B-7
	1/8" - 28 BSPP	1BRGM1-B-7
	1/4" - 18 NPT	1BRM2-B-7
	1/4" - 19 BSPP	1BRGM2-B-7



Hose Barb Plugs

Body Size	Hose ID	Brass Part #
1/8"	4mm	BR1S1.25-B-E-7
	6mm	BR1S1.86-B-E-7
	9mm	BR1S2.83-B-E-7



Hose Barb Couplers

Body Size	Hose ID	Brass Part #
1/8"	4mm	1BRS1.25-B-7
	6mm	1BRS1.86-B-7
	9mm	1BRS2.83-B-7



A-Series Pneumatic Couplings


Features:

- Interchange data: Dixon Quick Coupling Proprietary Astronautics
- Nitrile (Buna-N) seals are standard temperature range **-40°F to 250°F (-40°C to 121°C)**

Female Threaded Plugs



brass



steel

Body Size	Threads	Brass Part #	Steel Part #
1/8"	1/8" - 27 NPTF	A1F1-B	---
1/4"	1/8" - 27 NPTF	A2F1-B	---
	1/4" - 18 NPTF	A2F2-B	A2F2

Male Threaded Plugs



brass



steel

Body Size	Threads	Brass Part #	Steel Part #
1/8"	1/8" - 27 NPTF	A1M1-B	---
1/4"	1/4" - 18 NPTF	A2M2-B	A2M2

Hose Barb Plugs



brass



steel

Body Size	Hose ID	Brass Part #	Steel Part #
1/8"	1/8"	A1S1-B	---
1/4"	1/4"	---	A2S2

Female Threaded Couplers



Body Size	Threads	Brass Part #
1/8"	1/8" - 27 NPTF	1AF1-B
1/4"	1/8" - 27 NPTF	2AF1-B
	1/4" - 18 NPTF	2AF2-B

Male Threaded Couplers



Body Size	Threads	Brass Part #
1/8"	1/8" - 27 NPTF	1AM1-B
1/4"	1/8" - 27 NPTF	2AM1-B
	1/4" - 18 NPTF	2AM2-B

A-Series Pneumatic Couplings

Hose Barb Couplers

Body Size	Hose ID	Brass Part #
1/8"	1/8"	1AS1-B
1/4"	1/4"	2AS2-B




Reusable Barb Plugs

Body Size	Hose ID	Brass Part #	Steel Part #
1/4"	1/4" x 1/2"	A2E2-B	A2E2



brass



steel

Reusable Barb Coupler

Body Size	Hose ID x OD	Brass Part #
1/4"	1/4" x 1/2"	2AE2-B



3500 Male Nipples

Features:

- working pressure: **600 PSI** at ambient temperature **70°F (21°C)**
- *for air and water service only*
- The constant vibration created by air tools, like air drills and pavement breakers, is destructive to air hose couplings, especially the quick-acting type. To provide protection against coupling breakage and related hazards, Dixon® recommends the use of a whip hose. To construct a whip hose, connect one end of a short (3' to 10') air hose to the air tool using a 3500 type steel nipple. Connect the other end of the hose to the air supply using the standard quick-acting coupling. The heat-treated 3500 nipple will withstand vibration far better than the standard coupling and provide a safer connection. The whip hose should remain permanently connected to the tool.



Male Threaded

Hose Size	Male NPT	Zinc Plated Steel Part #	Optional Qty
1/4"	1/8"	3501	100
1/4"	1/4"	3502	100
1/4"	3/8"	3504	100
3/8"	1/4"	3505	100
3/8"	3/8"	3506	100
3/8"	1/2"	3508	100
1/2"	1/4"	3509	100
1/2"	3/8"	3510	100
1/2"	1/2"	3512	100
1/2"	3/4"	3511	50
3/4"	1/2"	3513	50
3/4"	3/4"	3514	50
3/4"	1"	3515	25
1"	3/4"	3516	25
1"	1"	3518	25



Female Threaded

Hose Size	Female NPT	Zinc Plated Steel Part #	Optional Qty
1/4"	1/4"	3542	100
3/8"	1/4"	3545	50
3/8"	3/8"	3546	50
1/2"	3/8"	3550	100
1/2"	1/2"	3552	50
3/4"	3/4"	3554	50



Male Threaded with Ferrule

Features:

- zinc plated steel 3500 nipple with carbon steel ferrule
- can be crimped or swaged-on to achieve maximum coupling sealing and retention, for crimp dimensions see canada.dixonvalve.com
- low profile, streamline appearance

Hose Size	Male NPT	Hose OD		Steel Part #
		From	To	
3/8"	1/4"	46/64"	50/64"	3505WF
3/8"	1/2"	46/64"	50/64"	3508WF
1/2"	1/4"	54/64"	58/64"	3509WF
1/2"	3/8"	54/64"	58/64"	3510WF
1/2"	3/4"	54/64"	58/64"	3511WF
1/2"	1/2"	54/64"	58/64"	3512WF
3/4"	3/4"	1-10/64"	1-14/64"	3514WF
1"	1"	1-30/64"	1-34/64"	3518WF
1"	1"	1-34/64"	1-38/64"	3518WF2



Bent Stem Swivels

Hose Barb

Features:

- $\frac{7}{8}$ " thread fits the following tool brands: Ingersoll-Rand, Thor, Black & Decker, Harper, Jet, Texas Pneumatic, Kent and Sullair
- $\frac{1}{2}$ " thread fits all tools with $\frac{1}{2}$ " female NPT thread
- $\frac{1}{2}$ " hose barb
- designed for normal operation at **90 PSI** at ambient temperature **70°F (21°C)**

Description	Steel Part #	Optional Qty
$\frac{7}{8}$ " - 24 thread x $\frac{1}{2}$ " hose barb	ATS7812H	50
$\frac{1}{2}$ " NPT thread x $\frac{1}{2}$ " hose barb	ATS1212H	50



Female Pipe Thread

Features:

- $\frac{7}{8}$ " thread fits most chipping hammers
- $\frac{3}{8}$ " female pipe thread
- designed for normal operation at **90 PSI** at ambient temperature **70°F (21°C)**

Description	Steel Part #	Optional Qty
$\frac{7}{8}$ " - 24 thread x $\frac{3}{8}$ " female NPT	ATS7838F	25



Male Pipe Thread

Features:

- $\frac{7}{8}$ " thread fits most chipping hammers
- $\frac{3}{8}$ " male pipe thread
- designed for normal operation at **90 PSI** at ambient temperature **70°F (21°C)**

Description	Steel Part #	Optional Qty
$\frac{7}{8}$ " - 24 thread x $\frac{3}{8}$ " male NPT	ATS7838M	50



D.O.T. Push-In Fittings

Features:

- materials:
 - body (straights) tube, supports and grippers: brass CA360
 - forged elbows and tees: brass CA377
 - O-ring: Buna-N
- suitable for use up to the maximum working pressure of the plastic tubing used, also suitable for vacuum service
- temperature range: **-40°F to 212°F (-40°C to 100°C)**
- pre-applied thread sealant (Loctite 516®) on all male pipe threads
- compatible tubing: SAE J844
- meets D.O.T FMVSS 571.106 and SAE J1131, SAE J2494-1 and SAE J2494-3

Male Connectors



Tube OD	Male NPTF	Part #	Pkg Qty
1/4"	1/8"	AQ68DOT4X2	10
1/4"	1/4"	AQ68DOT4X4	10
1/4"	3/8"	AQ68DOT4X6	5
3/8"	1/4"	AQ68DOT6X4	10
3/8"	3/8"	AQ68DOT6X6	10

Union Connectors



Tube OD	Part #	Pkg Qty
1/4"	AQ62DOT4	10
3/8"	AQ62DOT6	10

Male Elbows



Tube OD	Male NPTF	Part #	Pkg Qty
1/4"	1/8"	AQ69DOT4X2	10
1/4"	1/4"	AQ69DOT4X4	10
3/8"	1/4"	AQ69DOT6X4	10

D.O.T. Push-In Male Swivel Elbows



Tube OD	Male NPTF	Part #	Pkg Qty
1/4"	1/8"	AQ69DOTS4X2	10
1/4"	1/4"	AQ69DOTS4X4	10
1/4"	3/8"	AQ69DOTS4X6	10
3/8"	1/4"	AQ69DOTS6X4	10
3/8"	3/8"	AQ69DOTS6X6	5

D.O.T. Push-In Fittings

Male Swivel Run Tees

Tube OD	Male NPTF	Part #	Pkg Qty
1/4"	1/8"	AQ71DOTS4X2	10
1/4"	1/4"	AQ71DOTS4X4	5



Male Swivel Branch Tees

Tube OD	Male NPTF	Part #	Pkg Qty
1/4"	1/8"	AQ72DOTS4X2	10
1/4"	1/4"	AQ72DOTS4X4	5



Union Tees

Tube OD	Part #	Pkg Qty
1/4"	AQ64DOT4	10
3/8"	AQ64DOT6	10



Legris D.O.T. Push-In Fittings

Features:

- materials: composite body, brass collet, stainless steel tube support, brass threads, Buna-N O-ring
- maximum operating pressure: **250 PSI** at ambient temperature
- temperature range: **-40°F to 200°F (-40°C to 93°C)**
- suitable fluids: compressed air only
- complies with the performance requirements of D.O.T FMVSS 571.106 (SAE J1131) and SAE J2494-3
- *These fittings are designed for use on all pneumatic circuits other than air brake assemblies between the frame and axle or between towed and towing vehicle.*



Male Connectors

Tube OD	Male NPT	Part #	Pkg Qty
5/32"	1/8"	31150411DOT	10
5/32"	1/4"	31150414DOT	10
3/16"	1/8"	31155511DOT	10
3/16"	1/4"	31155514DOT	10
1/4"	1/8"	31155611DOT	10
1/4"	1/4"	31155614DOT	10
1/4"	3/8"	31155618DOT	10
3/8"	1/8"	31156011DOT	10
3/8"	1/4"	31156014DOT	10
3/8"	3/8"	31156018DOT	10
3/8"	1/2"	31156022DOT	10
1/2"	1/4"	31156214DOT	10
1/2"	3/8"	31156218DOT	10
1/2"	1/2"	31156222DOT	10



- meets D.O.T. FMVSS571.106, SAE J2494 and SAE J2494-3

Female Connectors

Tube OD	Female NPT	Part #	Pkg Qty
5/32"	1/8"	31140411DOT	10
3/16"	1/8"	31145511DOT	10
1/4"	1/8"	31145611DOT	10
1/4"	1/4"	31145614DOT	10
3/8"	1/4"	31146014DOT	10
3/8"	3/8"	31146018DOT	10



- meets D.O.T. FMVSS571.106, SAE J2494 and SAE J2494-3

Legris D.O.T. Push-In Fittings

Unions

Tube OD	Part #	Pkg Qty
5/32"	31060400DOT ^{1,2}	10
3/16"	31065500DOT ^{1,2}	10
1/4"	31065600DOT ³	10
3/8"	31066000DOT ³	10
1/2"	31066200DOT ³	10

¹ brass body² meets D.O.T FMVSS571.106, SAE J2494 and SAE J2494-3³ meets D.O.T FMVSS571.106, J1131 and SAE2494-3

Bulkhead Unions

Tube OD	Part #	Pkg Qty
1/4"	31165600DOT	10
3/8"	31166000DOT	10
1/2"	31166200DOT	10

- meets D.O.T. FMVSS571.106, SAE J2494 and SAE J2494-3



Union Elbows

Tube OD	Part #	Pkg Qty
5/32"	31020400DOT ¹	10
1/4"	31025600DOT	10
3/8"	31026000DOT	10
1/2"	31026200DOT	10

- 5/32" diameter meets D.O.T. FMVSS571.106, SAE J2494 and SAE J2494-3

- 1/4", 3/8" and 1/2" diameters meet D.O.T. FMVSS571.106, J1131 and SAE 2494-3

¹ brass body

Male Elbows

Tube OD	Male NPT	Part #	Pkg Qty
5/32"	1/8"	31090411DOT ¹	10
3/16"	1/8"	31095511DOT ¹	10
1/4"	1/8"	31095611DOT	10
1/4"	1/4"	31095614DOT	10
1/4"	3/8"	31095618DOT	10
3/8"	1/4"	31096014DOT	10
3/8"	3/8"	31096018DOT	10
3/8"	1/2"	31096022DOT	10
1/2"	1/4"	31096214DOT	10
1/2"	3/8"	31096218DOT	10
1/2"	1/2"	31096222DOT	10

- 5/32" and 3/16" diameter meets D.O.T. FMVSS571.106, SAE J2494 and SAE J2494-3

- 1/4", 3/8" and 1/2" diameters meet D.O.T. FMVSS571.106, J1131 and SAE 2494-3

- fitting can be oriented 360° allowing proper positioning of the fitting

¹ brass body

Legris D.O.T. Push-In Fittings

Reducer



Tube OD	Tube OD	Part #	Pkg Qty
1/4"	3/8"	31665660DOT	10

- meets D.O.T. FMVSS571.106, J1131 and SAE 2494-3

Plug In Elbow



Tube OD	Part #	Pkg Qty
1/4"	31825600DOT	10

- meets D.O.T. FMVSS571.106, J1131 and SAE 2494-3

Male Branch Tees



Tube OD	Male NPT	Part #	Pkg Qty
1/4"	1/8"	31085611DOT	10
1/4"	1/4"	31085614DOT	10
1/4"	3/8"	31085618DOT	10
3/8"	1/4"	31086014DOT	10
3/8"	3/8"	31086018DOT	10
3/8"	1/2"	31086022DOT	10
1/2"	1/4"	31086214DOT	10
1/2"	3/8"	31086218DOT	10
1/2"	1/2"	31086222DOT	10

- 1/4", 3/8" and 1/2" diameters meet D.O.T. FMVSS571.106, J1131 and SAE 2494-3
- fitting can be oriented 360° allowing proper positioning of the fitting

Union Tees



Tube OD	Part #	Pkg Qty
5/32"	31040400DOT¹	10
3/16"	31045500DOT¹	10
1/4"	31045600DOT	10
3/8"	31046000DOT	10
1/2"	31046200DOT	10

- 5/32" and 3/16" diameter meets D.O.T. FMVSS571.106, SAE J2494 and SAE J2494-3
- 1/4", 3/8" and 1/2" diameters meet D.O.T. FMVSS571.106, J1131 and SAE 2494-3

¹ brass body

Legris D.O.T. Push-In Fittings

Legris D.O.T. Push-In Male Run Tees

Tube OD	Male NPT	Part #	Pkg Qty
3/16"	1/8"	31035511DOT¹	10
1/4"	1/8"	31035611DOT	10
1/4"	1/4"	31035614DOT	10
1/4"	3/8"	31035618DOT	10
3/8"	1/4"	31036014DOT	10
3/8"	3/8"	31036018DOT	10
3/8"	1/2"	31036022DOT	10
1/2"	1/4"	31036214DOT	10
1/2"	3/8"	31036218DOT	10
1/2"	1/2"	31036222DOT	10

- 3/16" diameter meets D.O.T. FMVSS571.106, SAE J2494 and SAE J2494-3
 - 1/4", 3/8" and 1/2" diameters meet D.O.T. FMVSS571.106, J1131 and SAE 2494-3
 - fitting can be oriented 360° allowing proper positioning of the fitting
- ¹ brass body



Legris D.O.T. Push-In Plug In Run Tee

Tube OD	Part #	Pkg Qty
1/4"	31835600DOT	10

- meets D.O.T. FMVSS571.106, J1131 and SAE 2494-3



Legris D.O.T. Push-In Y Connectors

Tube OD	Male NPT	Part #	Pkg Qty
1/4"	1/8"	31485611DOT	10
1/4"	1/4"	31485614DOT	10

- meets D.O.T. FMVSS571.106, J1131 and SAE 2494-3
- fitting can be oriented 360° allowing proper positioning of the fitting



Legris D.O.T. Push-In Y Unions

Tube OD	Part #	Pkg Qty
1/4"	31405600DOT	10
3/8"	31406000DOT	10

- meets D.O.T. FMVSS571.106, J1131 and SAE 2494-3



Air Brake Fittings

Pneumatic Fittings

Application:

- designed for use in air brake systems or cab controls

Features:

- utilize ribbed sleeve for compression and positive grip
- machined from CA360, CA345, or CA377 brass
- pre-applied thread sealant on all male pipe threads
- maximum operating pressure: **150 PSI**
- temperature range: **-40°F to 200°F (-40°C to 93°C)**
- compatible tubing: SAE J844 type A and B
- specifications: meets D.O.T FMVSS 571.106 and SAE J246

Assembly Instructions:

- Cut tubing squarely - maximum of 15° angle allowable.
- Check that port or mating part is clean and free of debris.
- Insert tubing into fittings until it bottoms on seat.
- Tighten nut with wrench until one thread remains visible on the fittings body; (this will allow for a number of remakes) or, the nut should be screwed down finger tight, then wrench-tightened as indicated in the chart below.

Tube Size	Turns required to seal from hand tight
3/16"	2½
1/4"	3
3/8" & 1/2"	4
5/8" & 3/4"	3½

Male Connectors

Features:

- ref. SAE 100102 BA
- thread sealant may be white or burnt orange

Tube Size	Pipe Thread	Straight Thread	Part #	Pkg Qty
3/16"	1/16"	5/16"-24	68NAB31VS	25
3/16"	1/8"	5/16"-24	68NAB32VS	50
3/16"	1/4"	5/16"-24	68NAB34VS	25
1/4"	1/8"	7/16"-24	68NAB42VS	50
1/4"	1/4"	7/16"-24	68NAB44VS	50
1/4"	3/8"	7/16"-24	68NAB46VS	10
3/8"	1/8"	17/32"-24	68NAB62VS	25
3/8"	1/4"	17/32"-24	68NAB64VS	25
3/8"	3/8"	17/32"-24	68NAB66VS	25
3/8"	1/2"	17/32"-24	68NAB68VS	25
1/2"	1/4"	11/16"-20	68NAB84VS	10
1/2"	3/8"	11/16"-20	68NAB86VS	25
1/2"	1/2"	11/16"-20	68NAB88VS	25
5/8"	3/8"	13/16"-18	68NAB106VS	10
5/8"	1/2"	13/16"-18	68NAB108VS	10
3/4"	3/8"	1"-18	68NAB126VS	10
3/4"	1/2"	1"-18	68NAB128VS	10
3/4"	3/4"	1"-18	68NAB1212VS	10



F

Female Connectors

Feature:

- ref. SAE 100103 BA

Tube Size	Pipe Thread	Straight Thread	Part #	Pkg Qty
¼"	⅛"	7/16"-24	66NAB42	25
¼"	¼"	7/16"-24	66NAB44	10
⅜"	⅛"	17/32"-24	66NAB62	10
⅜"	¼"	17/32"-24	66NAB64	10
½"	⅜"	11/16"-20	66NAB86¹	10
½"	½"	11/16"-20	66NAB88	10
⅝"	⅜"	13/16"-18	66NAB106	10
⅝"	½"	13/16"-18	66NAB108	10



¹ not full hex as shown

Air Brake Fittings

Unions

Feature:

- ref. SAE 100101

Tube Size	Straight Thread	Part #	Pkg Qty
1/4"	7/16"-24	62NAB4	10
3/8"	17/32"-24	62NAB6	10
1/2"	11/16"-20	62NAB8	10
5/8"	13/16"-18	62NAB10	10
3/4"	1"-18	62NAB12	10



Bulkhead Unions

Tube Size	Straight Thread	Part #	Pkg Qty
1/4"	7/16"-24	62NABH4	10
3/8"	17/32"-24	62NABH6	10
1/2"	11/16"-20	62NABH8	10



Bulkhead Unions

Tube Size	Straight Thread	Part #	Pkg Qty
3/16"	5/16"-24	62NBH3	10
1/4"	7/16"-24	62NBH4	10
3/8"	17/32"-24	62NBH6	10
1/2"	11/16"-20	62NBH8	10
5/8"	13/16"-18	62NBH10	10



Bulkhead Unions

Tube Size	Straight Thread	Part #	Pkg Qty
1/4"	7/16"-24	62NFBH4	10
3/8"	17/32"-24	62NFBH6	10
1/2"	11/16"-20	62NFBH8	10
5/8"	13/16"-18	62NFBH10	10



Bulkhead Unions

Tube Size	Pipe Thread	Part #	Pkg Qty
1/2"	3/8"	66NBH86	10



Female Elbows

Feature:

- ref. SAE 100203 BA

Tube Size	Pipe Thread	Straight Thread	Part #	Pkg Qty
3/16"	1/8"	5/16"-24	70NAB32	25
1/4"	1/8"	7/16"-24	70NAB42	25
1/4"	1/4"	7/16"-24	70NAB44	25
3/8"	1/8"	17/32"-24	70NAB62	10
3/8"	1/4"	17/32"-24	70NAB64 ¹	10
3/8"	3/8"	17/32"-24	70NAB66	10
1/2"	3/8"	11/16"-20	70NAB86	10
1/2"	1/2"	11/16"-20	70NAB88	10
5/8"	1/2"	13/16"-18	70NAB108	10



¹ rounded elbow parts not as pictured

Air Brake Fittings

Male Elbows

Features:

- ref. SAE 100202 BA
- thread sealant may be white or burnt orange



Tube Size	Pipe Thread	Straight Thread	Part #	Pkg Qty
3/16"	1/8"	5/16"-24	69NAB32VS	10
3/16"	1/4"	5/16"-24	69NAB34VS	10
1/4"	1/8"	7/16"-24	69NAB42VS	50
1/4"	1/4"	7/16"-24	69NAB44VS	50
1/4"	3/8"	7/16"-24	69NAB46VS	10
3/8"	1/8"	17/32"-24	69NAB62VS	10
3/8"	1/4"	17/32"-24	69NAB64VS	25
3/8"	3/8"	17/32"-24	69NAB66VS	25
3/8"	1/2"	17/32"-24	69NAB68VS	10
1/2"	1/4"	11/16"-20	69NAB84VS	10
1/2"	3/8"	11/16"-20	69NAB86VS	10
1/2"	1/2"	11/16"-20	69NAB88VS	10
5/8"	3/8"	13/16"-18	69NAB106VS	10
5/8"	1/2"	13/16"-18	69NAB108VS	5
3/4"	1/2"	1"-18	69NAB128VS	5
3/4"	3/4"	1"-18	69NAB1212VS	5

Union Elbows

Feature:

- ref. SAE 100201 BA



Tube Size	Straight Thread	Part #	Pkg Qty
1/4"	7/16"-24	65NAB4	10
3/8"	17/32"-24	65NAB6	10
1/2"	11/16"-20	65NAB8	10
5/8"	13/16"-18	65NAB10	10

45° Elbows

Features:

- ref. SAE 100302 BA
- thread sealant may be white or burnt orange



Tube Size	Pipe Thread	Straight Thread	Part #	Pkg Qty
1/4"	1/8"	7/16"-24	79NAB42VS	10
1/4"	1/4"	7/16"-24	79NAB44VS	10
3/8"	1/8"	17/32"-24	79NAB62VS	10
3/8"	1/4"	17/32"-24	79NAB64VS	10
3/8"	3/8"	17/32"-24	79NAB66VS	10
3/8"	1/2"	17/32"-24	79NAB68VS	10
1/2"	1/4"	11/16"-20	79NAB84VS	10
1/2"	3/8"	11/16"-20	79NAB86VS	10
1/2"	1/2"	11/16"-20	79NAB88VS	10
5/8"	3/8"	13/16"-18	79NAB106VS	5
5/8"	1/2"	13/16"-18	79NAB108VS	5
3/4"	1/2"	1"-18	79NAB128VS	2

Air Brake Fittings

Male Branch Tees

Features:

- ref. SAE 100425 BA
- thread sealant may be white or burnt orange

Tube Size	Pipe Thread	Straight Thread	Part #	Pkg Qty
3/16"	1/8"	7/16"-24	72NAB32VS	10
1/4"	1/8"	7/16"-24	72NAB42VS	10
1/4"	1/4"	7/16"-24	72NAB44VS	10
3/8"	1/8"	17/32"-24	72NAB62VS	10
3/8"	1/4"	17/32"-24	72NAB64VS	10
3/8"	3/8"	17/32"-24	72NAB66VS	10
1/2"	1/4"	11/16"-20	72NAB84VS	10
1/2"	3/8"	11/16"-20	72NAB86VS	10
1/2"	1/2"	11/16"-20	72NAB88VS	10
5/8"	1/2"	13/16"-18	72NAB108VS	10



Union Tees

Feature:

- ref. SAE 100401 BA

Tube Size	Straight Thread	Part #	Pkg Qty
1/4"	7/16"-24	64NAB4	25
3/8"	17/32"-24	64NAB6	10
1/2"	11/16"-20	64NAB8	10
5/8"	13/16"-18	64NAB10	10



Male Run Tees

Features:

- ref. SAE 100424 BA
- thread sealant may be white or burnt orange

Tube Size	Pipe Thread	Straight Thread	Part #	Pkg Qty
1/4"	1/8"	7/16"-24	71NAB42VS	10
1/4"	1/4"	7/16"-24	71NAB44VS	10
3/8"	1/4"	17/32"-24	71NAB64VS	10
3/8"	3/8"	17/32"-24	71NAB66VS	10
1/2"	3/8"	11/16"-20	71NAB86VS	10
1/2"	1/2"	11/16"-20	71NAB88VS	10
5/8"	1/2"	13/16"-18	71NAB108VS	5



Sleeves

Feature:

- ref. SAE 100115

Tube Size	Part #	Pkg Qty
3/16"	60NAB3	100
1/4"	60NAB4	100
3/8"	60NAB6	100
1/2"	60NAB8	100
5/8"	60NAB10	10
3/4"	60NAB12	50



Air Brake Fittings



Feature:
 • for SAE J844 tubing

Tube Size	302 / 304 Stainless Steel Part #	Pkg Qty
1/4"	63NAB4	200
3/8"	63NAB6	200
1/2"	63NAB8	100
5/8"	63NAB10	100
3/4"	63NAB12	100

Nuts

Feature:
 • ref. SAE 100110



Tube Size	Male NPT	Part #	Pkg Qty
3/16"	5/16"-24	61NAB3	100
1/4"	7/16"-24	61NAB4	100
3/8"	17/32"-24	61NAB6	100
1/2"	11/16"-20	61NAB8	50
5/8"	13/16"-18	61NAB10	25
3/4"	1"-18	61NAB12	25

Air Brake Fittings for Rubber Hose

Application:

- for use with SAEJ1402 air brake hose in making hose assemblies

Features:

- will meet D.O.T. FMVSS 571-106 standards when used with SAE J1402 Air Brake Hose
- working pressure: up to **225 PSI**
- temperature: **-50°F to 212°F (-46° to 100°C)**

Assembly Guide:

1. Slide nut onto hose
2. Slide sleeve onto hose with tapered edge toward fitting body
3. Firmly bottom the hose into fittings
4. Screw nut onto body until it contacts the fittings body's hex

Hose Springs



Hose Size	Length	Brass Alloy 360 Part #
3/8"	2.70"	56RBSG-06
1/2"	2.70"	56RBSG-08

Spring Guard Nuts



Hose Size	Straight Thread	Brass Alloy 360 Part #
3/8"	31/32"-20	61RBSG-06
1/2"	1-3/32"-20	61RBSG-08

Air Brake Fittings for Rubber Hose


Hose Nut with Attached Springs

Hose Size	Length	Brass Alloy 360 Part #
3/8"	3.55"	67RBSG-06
1/2"	3.50"	67RBSG-08



Male Connectors

Tube OD	Pipe Thread	Straight Thread	Hex	Brass Alloy 360 Part #
3/8"	1/4"	31/32"-20	31/32"	68RB-0604B
3/8"	3/8"	31/32"-20	31/32"	68RB-0606B
3/8"	1/2"	31/32"-20	31/32"	68RB-0608B
1/2"	3/8"	1-3/32"-20	1-1/8"	68RB-0806B
1/2"	1/2"	1-3/32"-20	1-1/8"	68RB-0808B



Male Connector with Spring Guards

Hose Size	Pipe Thread	Hex	Brass Alloy 360 Part #
3/8"	1/4"	1-1/16"	68RBSG-0604
3/8"	3/8"	1-1/16"	68RBSG-0606
3/8"	1/2"	1-1/16"	68RBSG-0608
1/2"	3/8"	1-1/4"	68RBSG-0806
1/2"	1/2"	1-1/4"	68RBSG-0808



Sleeves

Hose Size	Length	Brass Alloy 360 Part #
3/8"	.64"	60RB-06
1/2"	.64"	60RB-08



Nuts

Hose Size	Thread	Hex	Brass Alloy 360 Part #
3/8"	31/32"-20	1-1/32"	61RB-06
1/2"	1-3/32"-20	1-1/4"	61RB-08



Brass Push-In Fittings

Features:

- saves up to 75% of assembly time compared to the standard compression fittings
- quick connect: simply push tubing in, no tools required
- quick disconnect: hold two fingers on insert and pull tubing out, no tools required
- reusable: connect and disconnect numerous times
- full flow design provides up to 60% more flow than conventional fittings with internal tube supports
- positive seal: no leaks, after tubing is inserted, seal is made
- secure tube retention: pulling on tubing only serves to tighten the connection
- pre-applied PTFE based pipe sealant on all male pipe threads saves customer additional labor
- working pressure: fittings are suitable for use up to the maximum working pressure of the plastic tubing used also suitable for vacuum service
- temperature range: **-10°F to 200°F (-23°C to 93°C)**


Male Connectors

Tube OD	Male NPTF	Forged Brass Part #	Optional Qty
1/8"	10-32 ¹	684X10	20
1/8"	1/8"	684X4	20
5/32"	10-32 ¹	685X10	20
5/32"	1/8"	685X4	20
5/32"	1/4"	685X8	10
3/16"	10-32 ¹	686X10	20
3/16"	1/8"	686X4	20
1/4"	10-32 ¹	688X10	20
1/4"	1/8"	688X4	20
1/4"	1/4"	688X8	10
1/4"	3/8"	688X12	10
3/8"	1/8"	6812X4	10
3/8"	1/4"	6812X8	10
3/8"	3/8"	6812X12	10
3/8"	1/2"	6812X16	5
1/2"	1/4"	6816X8	5
1/2"	3/8"	6816X12	5
1/2"	1/2"	6816X16	5

¹ UNF - Straight thread, supplied with gasket

Female Connectors

Tube OD	Female NPTF	Forged Brass Part #	Optional Qty
1/8"	1/8"	664X4	10
5/32"	1/8"	665X4	10
1/4"	1/8"	668X4	10
1/4"	1/4"	668X8	10
3/8"	1/4"	6612X8	10
3/8"	3/8"	6612X12	5



Brass Push-In Fittings

Unions

Tube OD	Forged Brass Part #	Optional Qty
1/8"	624	20
5/32"	625	10
1/4"	628	10
3/8"	6212	10
1/2"	6216	5



Bulkhead Unions

Tube OD	Male NPT	Forged Brass Part #	Optional Qty
1/8"	7/16"-20	824	10
5/32"	7/16"-20	825	10
1/4"	1/2"-20	828	10
3/8"	3/4"-16	8212	5
1/2"	15/16"-16	8216	5



Male Elbows

Tube OD	Male NPTF	Forged Brass Part #	Optional Qty
1/8"	1/8"	694X4	10
5/32"	1/8"	695X4	10
3/16"	1/8"	696X4	10
1/4"	1/4"	698X4	10
1/4"	1/4"	698X8	10
1/4"	3/8"	698X12	10
3/8"	1/8"	6912X4	10
3/8"	1/4"	6912X8	10
3/8"	3/8"	6912X12	10
1/2"	1/4"	6916X8	5
1/2"	3/8"	6916X12	5



Female Elbows

Tube OD	Female NPTF	Forged Brass Part #	Optional Qty
5/32"	1/8"	705X4	10
1/4"	1/8"	708X4	10
1/4"	1/4"	708X8	5
3/8"	1/4"	7012X8	5



Brass Push-In Fittings

Union Elbows



Tube OD	Forged Brass Part #	Optional Qty
1/8"	654	10
5/32"	655	10
1/4"	658	10
3/8"	6512	10
1/2"	6516	5

Male Swivel Elbows



Tube OD	Male NPTF	Forged Brass Part #	Optional Qty
1/8"	1/8"	69S4X4	10
5/32"	10-32 ¹	69S5X10	10
5/32"	1/8"	69S5X4	10
5/32"	1/4"	69S5X8	10
1/4"	10-32 ¹	69S8X10	10
1/4"	1/8"	69S8X4	10
1/4"	1/4"	69S8X8	10
1/4"	3/8"	69S8X12	10
3/8"	1/8"	69S12X4	10
3/8"	1/4"	69S12X8	10
3/8"	3/8"	69S12X12	5
3/8"	1/2"	69S12X16	5
1/2"	3/8"	69S16X12	5
1/2"	1/2"	69S16X16	5

¹ UNF - Straight thread, supplied with gasket

Male Branch Tees



Tube OD	Male NPTF	Forged Brass Part #	Optional Qty
1/8"	1/8"	724X4	10
5/32"	1/8"	725X4	10
1/4"	1/8"	728X4	10
1/4"	1/4"	728X8	5
3/8"	1/8"	7212X4	5
3/8"	1/4"	7212X8	5
3/8"	3/8"	7212X12	5
1/2"	3/8"	7216X12	5

Union Tees



Tube OD	Forged Brass Part #	Optional Qty
1/8"	644	10
5/32"	645	10
3/16"	646	10
1/4"	648	10
3/8"	6412	5
1/2"	6416	5

Brass Push-In Fittings

Male Swivel Branch Tees

Tube OD	Male NPTF	Forged Brass Part #	Optional Qty
1/8"	1/8"	72S4X4	10
5/32"	1/8"	72S5X4	10
1/4"	1/8"	72S8X4	10
1/4"	1/4"	72S8X8	5
3/8"	1/4"	72S12X8	5
3/8"	3/8"	72S12X12	5
1/2"	3/8"	72S16X12	5
1/2"	1/2"	72S16X16	5



Male Run Tees

Tube OD	Male NPTF	Forged Brass Part #	Optional Qty
1/8"	1/8"	714X4	10
5/32"	1/8"	715X4	10
1/4"	1/8"	718X4	10
1/4"	1/4"	718X8	5
3/8"	1/8"	7112X4	5
3/8"	1/4"	7112X8	5
3/8"	3/8"	7112X12	5
1/2"	3/8"	7116X12	5



Male Swivel Run Tees

Tube OD	Male NPTF	Forged Brass Part #	Optional Qty
1/8"	1/8"	71S4X4	10
5/32"	10-32 ¹	71S5X10	10
5/32"	1/8"	71S5X4	5
1/4"	1/8"	71S8X4	5
1/4"	1/4"	71S8X8	5
3/8"	1/4"	71S12X8	5
3/8"	3/8"	71S12X12	5
1/2"	3/8"	71S16X12	5
1/2"	1/2"	71S16X16	5



¹ UNF - Straight thread, supplied with gasket.

Stainless Steel Legris Push-In Fittings

Applications:

Suitable for many industries such as: chemical, food, packaging and medical.

Features:

- temperature range: **-4°F to 245°F (-20°C to 118°C)**
- maximum operating pressure: **290 PSI**
- vacuum capability: 28" HG
- *Maximum circuit pressure depends equally on the type and diameter of the tube used.*
- materials conforming to FDA and 1934/2004 CE standards



Compatible with a range of tubes:

- semi-rigid nylon tube
- flexible polyurethane tube
- low density polyethylene
- PTFE tube FEP 140
- stainless steel and copper tube (when grooved)

Materials of Construction:

- body - AISI 316 stainless steel
- backup washer - 316L stainless steel
- collet - 303L stainless steel
- seal - FKM O-ring
- Thread sealant does not come pre-applied on male threads, allowing the appropriate sealant for the application to be applied by the user.
- silicone free

Straight Male Connectors



Tube OD	Male NPT	Stainless Steel Part #	Pkg Qty
1/4"	1/8"	38055611	10
1/4"	1/4"	38055614	10
3/8"	1/4"	38056014	10
3/8"	3/8"	38056018	10
1/2"	3/8"	38056218	10
1/2"	1/2"	38056222	10

- internal hex allows ease of assembly in tight places

Unions



Tube OD	Stainless Steel Part #	Pkg Qty
1/4"	38065600	10
3/8"	38066000	10
1/2"	38066200	10

Bulkhead Connectors Unions



Tube OD	Stainless Steel Part #	Pkg Qty
1/4"	38165600	10
3/8"	38166000	10
1/2"	38166200	10

Stainless Steel Legris Push-In Fittings

Male Elbows

Tube OD	Male NPT	Stainless Steel Part #	Pkg Qty
1/4"	1/8"	38895611	10
1/4"	1/4"	38895614	10
3/8"	1/4"	38896014	10
3/8"	3/8"	38896018	10
1/2"	3/8"	38896218	10
1/2"	1/2"	38896222	10



- body is orientable for positioning purposes

Equal Elbow Unions

Tube OD	Stainless Steel Part #	Pkg Qty
1/4"	38025600	10



Union Tees

Tube OD	Stainless Steel Part #	Pkg Qty
1/4"	38045600	10
3/8"	38046000	10
1/2"	38046200	10



Nickel-Plated Brass Legris Push-In Fittings

Applications:

- Push-to-connect forged fittings are nickel plated and have an FKM seal making them suitable to use with liquids and gaseous fluids.
- Fittings are plated with a high phosphorous FDA nickel plate allowing them to be used in applications where exposure to harsh environments is present.
- applications include: food industry, packaging, robotics, pulp and paper and wash down

Features:

- FDA compliant
- temperature range: **-4°F to 302°F (-20°C to 150°C)**
- pressure range: up to **435 PSI**
- vacuum capability: 28" HG *maximum circuit pressure depends on media, temperature and diameter of tube used*
- full flow
- excellent resistance to abrasion and corrosion
- silicone free
- available in fractional and metric sizes

**Construction:**

- body: high phosphorous FDA nickel plated brass
- back-up washer: high phosphorous FDA nickel plated brass
- collet: high phosphorous FDA nickel plated brass
- O-ring: FKM fluoroelastomer conforming to FDA standards
- base: high phosphorous FDA nickel plated brass
- thread sealant is intentionally left off product so the appropriate sealant for the application can be applied

Male Connectors

Tube OD	Male NPT	Nickel-plated Brass Part #	Optional Qty
5/32"	10-32 ¹	36010420	10
5/32"	1/8"	36750411	10
5/32"	1/4"	36750414	10
1/4"	10-32 ¹	36015620	10
1/4"	1/8"	36755611	10
1/4"	1/4"	36755614	10
1/4"	3/8"	36755618	10
3/8"	1/8"	36756011	10
3/8"	1/4"	36756014	10
3/8"	3/8"	36756018	10
3/8"	1/2"	36756022	10
1/2"	3/8"	36756218	10
1/2"	1/2"	36756222	10

¹ UNF - Straight thread, supplied with gasket and plastic button

**Female Connectors**

Tube OD	Female NPT	Nickel-plated Brass Part #	Optional Qty
3/8"	1/4"	36156014	10
3/8"	3/8"	36156018	10
1/2"	3/8"	36156218	10
1/2"	1/2"	36156222	10

**Equal Unions**

Tube OD	Nickel-plated Brass Part #	Optional Qty
5/32"	36060400	10
1/4"	36065600	10
3/8"	36066000	10
1/2"	36066200	10



Nickel-Plated Brass Legris Push-In Fittings

Union Elbows

Tube OD	Nickel-plated Brass Part #	Optional Qty
5/32"	36020400	10
1/4"	36025600	10
3/8"	36026000	10
1/2"	36026200	10



Male Elbows

Tube OD	Male NPT	Nickel-plated Brass Part #	Optional Qty
5/32"	10-32 ¹	36990420	10
5/32"	1/8"	36090411	10
5/32"	1/4"	36090414	10
1/4"	1/8"	36095611	10
1/4"	1/4"	36095614	10
1/4"	3/8"	36095618	10
3/8"	1/4"	36096014	10
3/8"	3/8"	36096018	10
3/8"	1/2"	36096022	10
1/2"	1/2"	36096222	10



- ¹ UNF - Straight thread, supplied with gasket and plastic button
 • body is orientable for positioning purposes

Union Tees


Tube OD	Nickel-plated Brass Part #	Optional Qty
5/32"	36040400	10
1/4"	36045600	10
3/8"	36046000	10
1/2"	36046200	10



Nylon/Nickel-Plated Brass Legris Push-In Fittings

Gripping Ring Technology

**Features:**

- materials: nickel-plated brass threads; black body is glass-filled nylon; Buna-N D seal; polypropylene release button; silicone free
- positive seal: sealing and holding is accomplished instantaneously
- reusable: connect and disconnect numerous times
- full flow: fitting seals on outside diameter of tubing
- pre-applied thread sealant on all tapered male pipe threads
- compatible tubing: semi-rigid nylon, polyurethane and polyethylene tube
- working pressure: **290 PSI** at ambient temperature.
- *Maximum circuit pressure depends equally on the type and diameter of the tube used.* 
- temperature range: **-4°F to 175°F (-20°C to 79°C)**
- vacuum capability: vacuum of 28" Hg (99% vacuum)

Quick Connect and Disconnect:

- To connect, simply push tubing in.
- To disconnect, press the release ring towards the fitting and pull tubing out.
- No tools required.

Male Connectors

Tube OD	Male NPT	Nylon / Nickel-plated Brass Part #	Optional Qty
1/8"	1/16"	31755308	10
1/8"	1/8"	31755311	10
1/8"	1/4"	31755314	10
5/32"	1/8"	31750411	10
5/32"	1/4"	31750414	10
1/4"	1/8"	31755611	10
1/4"	1/4"	31755614	10
1/4"	3/8"	31755618	10
5/16"	1/8"	31750811	10
5/16"	1/4"	31750814	10
5/16"	3/8"	31750818	10
3/8"	1/8"	31756011	10
3/8"	1/4"	31756014	10
3/8"	3/8"	31756018	10
3/8"	1/2"	31756022	10
1/2"	1/4"	31756214	10
1/2"	3/8"	31756218	10
1/2"	1/2"	31756222	10

**Female Connectors**

Tube OD	Female NPT	Nylon / Nickel-plated Brass Part #	Optional Qty
1/8"	1/8"	30145311	10
1/8"	1/4"	30145314	10
5/32"	1/8"	30140411	10
5/32"	1/4"	30140414	10
1/4"	1/8"	30145611	10
1/4"	1/4"	30145614	10
5/16"	1/8"	30140811	10
5/16"	1/4"	30140814	10
3/8"	1/8"	30146011	10
3/8"	1/4"	30146014	10
3/8"	3/8"	30146018	10

**Hybrid Male Connectors**

Tube OD	Male BSPT	Nylon / Nickel-plated Brass Part #	Optional Qty
1/4"	1/8"	31755610	10
1/4"	1/4"	31755613	10
3/8"	1/4"	31756013	10



Nylon/Nickel-Plated Brass Legris Push-In Fittings

Female Elbows

Tube OD	Female NPT	Nylon / Nickel-Plated Brass Part #	Optional Qty
1/8"	1/8"	30095311	10
5/32"	1/4"	30090414	10
1/4"	1/8"	30095611	10
1/4"	1/4"	30095614	10
5/16"	1/8"	30090811	10
5/16"	1/4"	30090814	10
3/8"	1/4"	30096014	10
1/2"	3/8"	30096218	10



Male Elbows

Tube OD	Male NPT	Nylon / Nickel Plated Brass Part #	Optional Qty
1/8"	10-32 ¹	31095320	10
1/8"	1/16"	31095308	10
1/8"	1/8"	31095311	10
1/8"	1/4"	31095314	10
5/32"	10-32 ¹	31090420	10
5/32"	1/8"	31090411	10
5/32"	1/4"	31090414	10
1/4"	10-32 ¹	31095620	10
1/4"	1/8"	31095611	10
1/4"	1/4"	31095614	10
1/4"	3/8"	31095618	10
5/16"	1/8"	31090811	10
5/16"	1/4"	31090814	10
5/16"	3/8"	31090818	10
3/8"	1/8"	31096011	10
3/8"	1/4"	31096014	10
3/8"	3/8"	31096018	10
3/8"	1/2"	31096022	10
1/2"	1/4"	31096214	10
1/2"	3/8"	31096218	10
1/2"	1/2"	31096222	10



- ¹ UNF - Straight thread, supplied with gasket
- body is orientable for positioning purposes

45° Male Elbows

Tube OD	Male NPT	Nylon / Nickel Plated Brass Part #	Optional Qty
1/4"	1/8"	31135611	10
1/4"	1/4"	31135614	10
3/8"	1/4"	31136014	10
3/8"	3/8"	31136018	10



- body is orientable for positioning purposes

Extended Male Elbows

Tube OD	Male NPT	Nylon / Nickel Plated Brass Part #	Optional Qty
1/4"	1/8"	31295611	10
1/4"	1/4"	31295614	10
3/8"	1/4"	31296014	10
3/8"	3/8"	31296018	10



- body is orientable for positioning purposes

Nylon/Nickel-Plated Brass Legris Push-In Fittings

Male Branch Tees



Tube OD	Male NPT	Nylon / Nickel-Plated Brass Part #	Optional Qty
1/8"	10-32 ¹	31085320	10
1/8"	1/8"	31085311	10
5/32"	10-32 ¹	31080420	10
5/32"	1/8"	31080411	10
5/32"	1/4"	31080414	10
1/4"	1/8"	31085611	10
1/4"	1/4"	31085614	10
1/4"	3/8"	31085618	10
5/16"	1/8"	31080811	10
5/16"	1/4"	31080814	10
5/16"	3/8"	31080818	10
3/8"	1/8"	31086011	10
3/8"	1/4"	31086014	10
3/8"	3/8"	31086018	10
3/8"	1/2"	31086022	10
1/2"	1/4"	31086214	10
1/2"	3/8"	31086218	10
1/2"	1/2"	31086222	10

- ¹ UNF - Straight thread, supplied with gasket
 • body is orientable for positioning purposes

Male Run Tees



Tube OD	Male NPT	Nylon / Nickel-Plated Brass Part #	Optional Qty
1/8"	10-32 ¹	31035320	10
1/8"	1/16"	31035308	10
1/8"	1/8"	31035311	10
5/32"	10-32 ¹	31030420	10
5/32"	1/8"	31030411	10
5/32"	1/4"	31030414	10
1/4"	1/8"	31035611	10
1/4"	1/4"	31035614	10
1/4"	3/8"	31035618	10
5/16"	1/8"	31030811	10
5/16"	1/4"	31030814	10
3/8"	1/8"	31036011	10
3/8"	1/4"	31036014	10
3/8"	3/8"	31036018	10
1/2"	1/4"	31036214	10
1/2"	3/8"	31036218	10
1/2"	1/2"	31036222	10

- ¹ UNF - Straight thread, supplied with gasket
 • body is orientable for positioning purposes

Push-In Male Wyes



Tube OD	Male NPT	Nylon / Nickel Plated Brass Part #	Optional Qty
5/32"	1/8"	31480411	10
5/32"	1/4"	31480414	10
1/4"	1/8"	31485611	10
1/4"	1/4"	31485614	10

- body is orientable for positioning purposes

Nylon Legris Push-In Fittings

Unions

Tube OD	Nylon Part #	Optional Qty
1/8"	31065300	10
5/32"	31060400	10
1/4"	31065600	10
5/16"	31060800	10
3/8"	31066000	10
1/2"	31066200	10



Bulkhead Unions

Tube OD	Nylon Part #	Optional Qty
1/8"	31165300	10
5/32"	31160400	10
1/4"	31165600	10
5/16"	31160800	10
3/8"	31166000	10
1/2"	31166200	10



Union Elbows

Tube OD	Nylon Part #	Optional Qty
1/8"	31025300	10
5/32"	31020400	10
1/4"	31025600	10
5/16"	31020800	10
3/8"	31026000	10
1/2"	31026200	10



Plugs

Tube OD	Plastic Part #	Optional Qty
1/8"	31265300	10
5/32"	31260400	10
1/4"	31265600	10
5/16"	31260800	10
3/8"	31266000	10
1/2"	31266200	10



Union Tees

Tube OD	Nylon Part #	Optional Qty
1/8"	31045300	10
5/32"	31040400	10
1/4"	31045600	10
5/16"	31040800	10
3/8"	31046000	10
1/2"	31046200	10



Tube Wyes

Tube OD	Nylon Part #	Optional Qty
1/8"	31405300	10
5/32"	31400400	10
1/4"	31405600	10
5/16"	31400800	10
3/8"	31406000	10



Nylon / Nickel-Plated Brass Legris Push-In Fitting Kit

Features:

- kit includes plastic case with threaded connectors, threaded elbows and several tube to tube connector configurations found on pages 346 to 350
- a tubing cutter is also included



Part #

TFK

Kit contains the following parts:

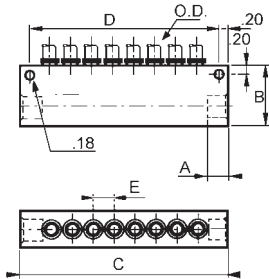
Part #	Qty	Description
31755311	10	tube to male NPT connector
31750411	10	tube to male NPT connector
31755611	10	tube to male NPT connector
31755614	10	tube to male NPT connector
31756014	5	tube to male NPT connector
31756018	5	tube to male NPT connector
31090411	10	tube to male NPT elbow
31095611	10	tube to male NPT elbow
31095614	10	tube to male NPT elbow
31096011	5	tube to male NPT elbow
31096014	5	tube to male NPT elbow
31096018	5	tube to male NPT elbow
31060400	10	tube to tube union
31065600	10	tube to tube union
31066000	5	tube to tube union
31400400	10	Y connector
31405600	10	Y connector
31406000	5	Y connector
31040400	10	tube to tube union tee
31045600	5	tube to tube union tee
31046000	5	tube to tube union tee
30007100	1	tubing cutter

Legris Modular Manifolds



Feature:

- manifold with push to connect ports



OD	NPT Size	Number of Outlets	Dimensions					Part #
			A	B	C	D	E	
1/4"	1/4"	8	.55	1.30	4.92	4.53	.50	33155614

Legris Composite Mini Ball Valves

Application:

- valves enable in-line opening and closing of a pneumatic circuit

Features:

- 2-way, non-venting valve
- compact and lightweight, suited to all types of installation
- suitable fluid: compressed air
- maximum operating pressure: **145 PSI**
- vacuum rating: vacuum of 28" Hg (99% of vacuum)
- temperature range: **-4°F to 175°F (-20°C to 79°C)**
- nylon body with nickel-plated brass ball
- a screwdriver slot allows opening and closing even when access is difficult
- handle is differentiated by a blue color and marked with the corresponding pneumatic symbol enabling immediate identification by the user



Size	Part #
5/32"	79100400
1/4"	79105600
5/16"	79100800
3/8"	79106000

Legris Quick Exhaust Valves

Application:

- can be used with all pneumatic equipment

Features:

- increases system efficiency and the speed of a cylinder by purging cylinder air at the cylinder port rather than the control valve
- pressure range: **10 PSI to 150 PSI**
- temperature range: **0°F to 160°F (-17°C to 71°C)**
- body: nickel-plated brass
- piston: polyurethane
- seals: nylon



NPT Thread	Part #
1/8"	79821111
1/4"	79821414
3/8"	79821818
1/2"	79822222

Legris Compact Flow Control Valves

Features:

- Valves control the speed of a cylinder by regulating air exhaust. Intake air flows freely through the flow control and exhaust air is metered out through a specially designed fine adjustment screw.
- push-to connect, meter out flow control, one-piece design
- body: nylon
- control pressure range: **15 PSI to 145 PSI**
- temperature range: **32°F to 158°F (0°C to 70°C)**



Tube OD	NPT Size	Part #	Pkg Qty
5/32"	1/8"	70650411	10
1/4"	1/8"	70655611	10
1/4"	1/4"	70655614	10
3/8"	1/4"	70656014	10
3/8"	3/8"	70656018	10

Legris Flow Control Valves

Miniature Exhaust

Features:

- Valves control the speed of a cylinder by regulating air exhaust. Intake air flows freely through the flow control and exhaust air is metered out through a specially designed fine adjustment screw.
- push-to connect, meter out flow control, one-piece design.
- body: nylon
- control pressure range: **15 PSI to 145 PSI**
- temperature range: **30°F to 158°F (-1°C to 70°C)**



Tube OD	NPT Size	Part #	Pkg Qty
5/32"	10-32 ¹	76600420	10
5/32"	1/8"	76650411	10
1/4"	10-32 ¹	76605620	10
1/4"	1/8"	76655611	10
1/4"	1/4"	76655614	10

¹ UNF - Straight thread, supplied with gasket

In-Line

Application:

- used where cylinder access is difficult or another fitting is attached to the cylinder port

Features:

- working fluid: compressed air
- pressure range: **15 PSI to 145 PSI**
- temperature range: **32°F to 158°F (0°C to 70°C)**
- stackable using the 2 joining clips supplied or panel mountable using existing holes
- body: nylon
- gripping ring: stainless steel
- adjustment screw: nickel-plated brass
- locking nut: nickel-plated brass



Tube OD	Part #	Pkg Qty
5/32"	77700400	10
1/4"	77705600	10
3/8"	77706000	10
1/2"	77706200	10

Threaded In-Line

Features:

- intake air flows freely through the flow control; exhaust air is metered out through an adjustment screw
- arrow on the body of the valve indicates the direction of controlled flow
- may be installed as meter in or meter out devices
- unidirectional flow control valves
- working fluid: compressed air
- pressure range: **15 PSI to 145 PSI**
- temperature range: **32°F to 158°F (0°C to 70°C)**
- body: nylon with nickel plated brass thread
- adjustment screw: nickel-plated brass
- locking nut: nickel-plated brass
- threads: nickel-plated brass



Female NPT	Part #
1/8"	77751111
1/4"	77751414
3/8"	77751818
1/2"	77752222

Legris Check Valves

Non-Return In-Line

Features:

- allows air to pass in one direction while blocking flow in the other direction, a pressure of more than 7 PSI will overcome the spring pressure and allow flow
- arrow indicates free flow direction
- body: nylon/nickel plated brass
- maximum operating pressure: **145 PSI** at ambient temperature **70°F (21°C)**



Tube OD	Part #	Pkg Qty
5/32"	79960400	10
6mm	79960600	10
1/4"	79965600	10
5/16"	79960800	10

In-Line

Application:

- suitable as a safety item in compressed air circuits

Features:

- compact, lightweight design meter out check valves
- allows air to pass in one direction while blocking flow in the other direction
- arrow on body of the fitting indicates direction of flow, a pressure of more than 7 PSI will overcome spring pressure keeping the valve closed, thus allowing the passage of air
- pressure range: **15 PSI** to **145 PSI** at ambient temperature **70°F (21°C)**
- body: nylon with nickel plated brass base
- pre-applied thread sealant on tapered threads



Tube OD	NPT Size	Part #
5/32"	10-32 ¹	79940420
5/32"	1/8"	79950411
1/4"	1/8"	79955611
1/4"	1/4"	79955614
3/8"	1/4"	79956014
3/8"	3/8"	79956018

¹ UNF - Straight thread, supplied with gasket

Uni-Directional

Features:

- blocks the fluid passage when the pressure differential is lower than 3.6 PSI
- pressure range: **7 PSI** to **580 PSI**
- temperature range: **-4°F** to **356°F (-20° to 180°C)**
- body: 316L stainless steel
- shut-off valve: 316L stainless steel
- return spring: 302 stainless steel
- seals: FKM



NPT Thread	Part #
1/8"	48951111
1/4"	48951414
3/8"	48951818
1/2"	48952222

Legris Metric Push-In Fittings

Gripping Ring Technology



Features:

- materials: nickel-plated brass, black glass-filled nylon body, Buna-N D-seal, polypropylene release button, silicone free and nylon nickel plated brass or nylon
- positive seal: sealing and holding is accomplished instantaneously
- reusable: connect and disconnect numerous times
- full flow: fitting seals on outside diameter of tubing
- pressure rating: **290 PSI** at ambient temperature
- temperature range: **-4°F to 175°F (-20°C to 79°C)**
- pre-applied thread sealant on all tapered male pipe threads
- compatible tubing: semi-rigid nylon, polyurethane and polyethylene tube
- vacuum rating: vacuum of 28" Hg (99% vacuum)

Quick Connect and Disconnect:

- to connect: simply push tubing in
- to disconnect: press the release ring towards the fitting and pull tubing out
- no tools required

Male BSPT Connectors


Tube OD	Male BSPT	Nickel Plated Brass Part #	Pkg Qty
4 mm	1/8"	31750410	10
4 mm	1/4"	31750413	10
6 mm	1/8"	31750610	10
6 mm	1/4"	31750613	10
8 mm	1/8"	31750810	10
8 mm	1/4"	31750813	10
8 mm	3/8"	31750817	10
10 mm	1/4"	31751013	10
10 mm	3/8"	31751017	10



- internal hex allows ease of assembly in tight places

Female BSPP Connectors

Tube OD	Female BSPP	Nickel Plated Brass Part #	Pkg Qty
4 mm	1/8"	31140410	10
4 mm	1/4"	31140413	10
6 mm	1/8"	31140610	10
6 mm	1/4"	31140613	10
8 mm	1/8"	31140810	10
8 mm	1/4"	31140813	10



Male BSPT Elbows

Tube OD	Male BSPT	Nylon / Nickel Plated Brass Part #	Pkg Qty
4 mm	1/8"	31090410	10
4 mm	1/4"	31090413	10
6 mm	1/8"	31090610	10
6 mm	1/4"	31090613	10
8 mm	1/8"	31090810	10
8 mm	1/4"	31090813	10
8 mm	3/8"	31090817	10
10 mm	1/4"	31091013	10
10 mm	3/8"	31091017	10



- body is orientable for positioning purposes

Legris Metric Push-In Fittings

Male Branch Tees

Tube OD	Male BSPT	Nylon / Nickel Plated Brass Part #	Pkg Qty
4 mm	1/8"	31080410	10
4 mm	1/4"	31080413	10
6 mm	1/8"	31080610	10
6 mm	1/4"	31080613	10
8 mm	1/8"	31080810	10
8 mm	1/4"	31080813	10



- body is orientable for positioning purposes

Nylon Tubing

Features:

- translucent color
- resistant to fungus, abrasion, moisture and UV
- temperature range: **-60°F to 200°F (-51°C to 93°C)**

Size		Wall Thickness	Working Pressure @ 75°F (24°C)	Length	Part #
OD	ID				
4 mm	2.7 mm	.65 mm	350	25 m	1025P0400
6 mm	4 mm	1 mm	340	25 m	1025P0600
8 mm	6 mm	1 mm	250	25 m	1025P0800



Tubing cutters sold on page 892

Male Threaded Connectors

Feature:

- internal hex allows ease of assembly in tight places

Tube OD	Male Thread	Nickel Plated Brass Part #	Pkg Qty
4 mm	M5	31010419	10
4 mm	1/8 BSPP	31010410	10
6 mm	M5	31010619	10
6 mm	1/8 BSPP	31010610	10
6 mm	1/4 BSPP	31010613	10
8 mm	1/8 BSPP	31010810	10
8 mm	1/4 BSPP	31010813	10
10 mm	1/4 BSPP	31011013	10



Bulkhead Union

Tube OD	Tube OD	Nylon Part #	Pkg Qty
6 mm	6 mm	31160600	10



Unions

Tube OD	Tube OD	Nylon Part #	Pkg Qty
4 mm	6 mm	31060406	10
6 mm	6 mm	31060600	10
10 mm	10 mm	31061000	10



Legris Metric Push-In Fittings

Male Elbows



Tube OD	Male Thread	Nylon / Nickel Plated Brass Part #	Pkg Qty
4 mm	M5	31990419	10
4 mm	1/8 BSPP	31990410	10
6 mm	M5	31990619	10
6 mm	1/8 BSPP	31990610	10
6 mm	1/4 BSPP	31990613	10
8 mm	1/8 BSPP	31990810	10
8 mm	1/4 BSPP	31990813	10
10 mm	1/4 BSPP	31991013	10

- body is orientable for positioning purposes

Union Elbows



Tube OD	Tube OD	Nylon Part #	Pkg Qty
6 mm	6 mm	31020600	10
10 mm	10 mm	31021000	10

Union Tees



Tube OD	Nylon Part #	Pkg Qty
6 mm	31040600	10
10 mm	31041000	10

Y Connector



Tube OD	Tube OD	Nylon Part #	Pkg Qty
6 mm	6 mm	31400600	10

Plugs



Tube OD	Tube OD	Plastic Part #	Pkg Qty
6 mm	6 mm	31260600	10
10 mm	10 mm	31261000	10

Safety Cables	362 to 364	FRL's (cont.) ...	368 to 370, 377 to 434
King Cable™	362	Regulators.....	429, 430
Nylon King Cable™	363	Lubricators	431
King™ safety whipsocs.....	364	Combination units	432
King™ safety shackles	364	Accessories and repair kits	433 to 434
ASME air receiver manifold with King™ safety whipsock	364		
Air Tanks and Manifolds	365 to 367	Gauges	435 to 444
ASME air receiver manifolds	365 to 366	Dry	435 to 438
Manifolds	366 to 367	Process.....	437
Compressor Y.....	367	Panel builder.....	439
Lubricants.....	367	Contractor pressure.....	439
		Compound.....	440
		Vacuum.....	440
		Liquid filled.....	441 to 443
		Welding.....	443
		Digital.....	444
		180° steam gauge siphon.....	444
Blow guns	371 to 375		
Safety	371 to 372	Thermometers	445 to 446
Non-Safety.....	373	Bi-metal	445 to 446
Heavy duty.....	374	Magnetic surface mount	446
High volume.....	375	Threaded thermowell.....	446
Tire pressure gauges	376	Swivel Fittings	447
		Ball	447
FRL's	368 to 370, 377 to 434	Push-on.....	447
In-line lubricators	368 to 369	In-line	447
In-line filters	368, 369, 370	Air tool swivel.....	447
Non-repairable general purpose regulator.....	370		
Wilkerson	377 to 405	Mufflers and Vents	448
Miniatures	377 to 380	Breather Vents	448
Filters	381 to 385	Conical muffler	448
Manual in-line desiccant dryer	386	Speed control muffler.....	448
Regulators.....	386 to 92		
Filter / regulator.....	391 to 392		
Lubricators	392 to 395		
Combination units	395 to 399		
Exhaust mufflers	399		
Automatic drains	400		
Lockout valves	400		
Accessories and repair kits	397 to 400		
Display	405		
Series 1	406 to 427		
Display	406		
Miniatures	406 to 408		
Filters	409 to 411		
Regulators.....	412 to 416		
Filter / regulators.....	415 to 416		
Lubricators	417 to 420		
Combination units	421		
Accessories and repair kits	422 to 427		
Watts	428 to 434		
Filters	428		
Filter / regulators.....	429		

⚠ WARNING

The constant vibration created by air tools, like air drills and pavement breakers, is destructive to air hose couplings, especially the quick-acting type. To provide protection against coupling breakage and related hazards, Dixon® recommends the use of a whip hose. To construct a whip hose, connect one end of a short (3' to 10') air hose to the air tool using a 3500 type steel nipple. Connect the other end of the hose to the air supply using the standard quick-acting coupling. The heat-treated 3500 nipple will withstand vibration far better than the standard coupling and provide a safer connection. The whip hose should remain permanently connected to the tool.

King Cable™


Features:

- must be installed in the extended position (no slack)
- cable reaches across hose fittings to provide standby safety for hose
- spring-loaded loops in the cable ends open easily to pass over the couplings for a firm grip on the hose
- no tools needed - easy to install and remove
- cables shipped with safety restraint labels attached
- highly resistant to rust and corrosion
- hose-to-hose or hose-to-rigid outlet
- maximum operating pressure: **200 PSI**
- minimizes damage to equipment and injuries to operators in the event hose, couplings or clamps fail, or there is an accidental separation of the assembly



Materials:

- For WB1, WB3, WA2, WA4, WSR1, WSR3, WSR2, WSR4, WSR1C, WB1C, WSR1E:
 - wire rope: galvanized carbon steel
 - ferrules: aluminum
 - springs: galvanized carbon steel
- For WB1SS, WA2SS, WSR1SS, WSR2SS:
 - wire rope: 304 stainless steel
 - ferrules: copper
 - springs: 304 stainless steel
- For WA2B:
 - wire rope: galvanized carbon steel
 - ferrules: copper
 - springs: galvanized carbon steel



incorrect installation



correct installation

Hose-to-Tool Service



hose end

tool end

Hose ID	Cable	Length	Maximum Working Pressure (PSI)	Steel Part #	Stainless Steel Part #
1/2" - 1 1/4"	1/8"	20 1/4"	200	WSR1	WSR1SS
1/2" - 2"	3/16"	28"	200	WSR3	---
1 1/2" - 3"	1/4"	38"	200	WSR2	WSR2SS
4"	3/8"	44"	200	WSR4	---

Hose-to-Hose Service



hose end

hose end

Hose ID	Cable	Length	Maximum Working Pressure (PSI)	Steel Part #	Stainless Steel Part #
1/2" - 1 1/4"	1/8"	20 1/4"	200	WB1	WB1SS
1/2" - 2"	3/16"	28"	200	WB3	---
1 1/2" - 3"	1/4"	38"	200	WA2	WA2SS
4"	3/8"	44"	200	WA4	---

King Cable™ Options



WB1C - WB1 with safety clip and lanyard



WSR1E - WSR1E with stainless steel marine eye

Hose ID	Cable	Part #	Description	Max. Work. Press. PSI
1/2" - 1 1/4"	1/8"	WSR1C	WSR1 with safety clip and lanyard used to lock Air King™ couplings	200
1/2" - 1 1/4"	1/8"	WB1C	WB1 with safety clip and lanyard used to lock Air King™ couplings	200
1/2" - 1 1/4"	1/8"	WSR1E	WSR1 with stainless steel safety marine eye used to connect safety cable to a bolt on tool	200
1 1/2" - 3"	1/4"	WA2B	WA2 with bronze/copper ferrule for special environmental conditions	200

Nylon King Cable™

Applications:

- pneumatic, hydraulic and water hoses

Features:

- strong, flexible nylon webbing
- superior corrosion and spark resistance over metal restraints
- rubber grommets securely choke eyes around hose
- must be installed in the extended position (no slack)
- shipped with labels detailing working pressures and safety instructions
- maximum working temperature: **200°F (93°C)**
- minimizes damage to equipment and injuries to operators in the event hose, couplings or clamps fail, or there is an accidental separation of the assembly
- contact Dixon at 888.226.4673 for additional options

Materials:

- strap: nylon
- grommets: rubber

Length	Recommended for use on the following hose inside diameters:								Nylon Part #
	¼"	½"	¾"	1"	2"	3"	4"	6"	
	Hose maximum working pressure (PSI) for above hose ID's								
30"	26,000	6,500	2,900	1,650	400	---	---	-	WBN130
40"	---	---	---	1,650	400	175	100	-	WBN140
30"	52,000	13,000	5,800	3,300	750	---	---	-	WBN230
64"	---	---	---	---	750	350	200	90	WBN264
44"	---	---	---	7,300	1,800	820	450	-	WBN344
64"	---	---	---	---	2,300	1,040	580	260	WBN464



Pneumatic Accessories

King™ Safety Whipsocks

Application:

- ideally suited for applications where the media being transferred is under higher working pressures such as air, water, hydraulic and slurry

Features:

- King™ Safety Whipsocks keep the hose under control in the event of a high-pressure hose assembly failure.
- dual anchor points secured beyond the fittings eliminate hose whip
- be sure the anchoring points are rated for the application
- galvanized steel woven stockings extend down the hose to grip securely over a larger area preventing whip, abrasion and wear
- securing both eye-to-rigid or eye-to-eye anchor points reduce whip in the event of a hose connection failure
- contact Dixon® with questions regarding working pressure, available options or custom configurations

**Materials:**

- wire rope: galvanized carbon steel
- ferrules: aluminum

Size	OD Range	Length	Max. Working Pressure PSI	Part #
3/8"	.315" - .5512"	15.75"	5000	KSW06
1/2"	.5512" - .7874"	21.65"	3000	KSW08
3/4"	.7874" - 1.181"	25.20"	2000	KSW12
1"	1.181" - 1.575"	34.25"	1500	KSW16
1 1/4"	1.575" - 1.969"	38.19"	1000	KSW20
1 1/2"	1.969" - 2.362"	49.21"	700	KSW24
2"	2.362" - 2.756"	51.18"	1300	KSW32
2 1/2"	2.756" - 3.346"	53.15"	800	KSW40
3"	3.346" - 3.937"	72.44"	750	KSW48
3 1/2"	3.937" - 4.724"	72.05"	550	KSW56
4"	4.724" - 5.512"	86.61"	550	KSW64
6"	5.512" - 7.087"	93.31"	250	KSW96



KSW32



KSW40

King™ Safety Shackles

Applications:

- 2 shackles are used to anchor the King™ Safety Whipsock
- securing both eyes to a rigid anchor point to reduce whip in the event of a hose or connection failure

Features:

- recommended bolt, nut, and cotter pin style shackle
- caution working load must be rated for the application



Size	Working Load	Fits KSW Eye	Micro Alloy Steel Part #
5/16"	3/4 ton (1000 lbs)	KSW06-KSW12	KSS04
7/16"	1 1/2 ton (3000 lbs)	KSW16-KSW40	KSS06
5/8"	3 1/4 ton (6000 lbs)	KSW48-KSW96	KSS08

ASME Air Receiver Manifold
with King™ Safety Whipsock for Supply Hose**Features:**

- built to ASME Code, National Board registered
- conforms to OSHA standards 1910.169 and 1926.306
- 7 gallon capacity
- painted supply orange
- all openings are female NPT thread
- working pressure: **200 PSI**
- includes **KSW32** 2" King™ Safety Whipsock for Air Supply Hose
- shackles included to attach King™ Safety Whipsock to frame

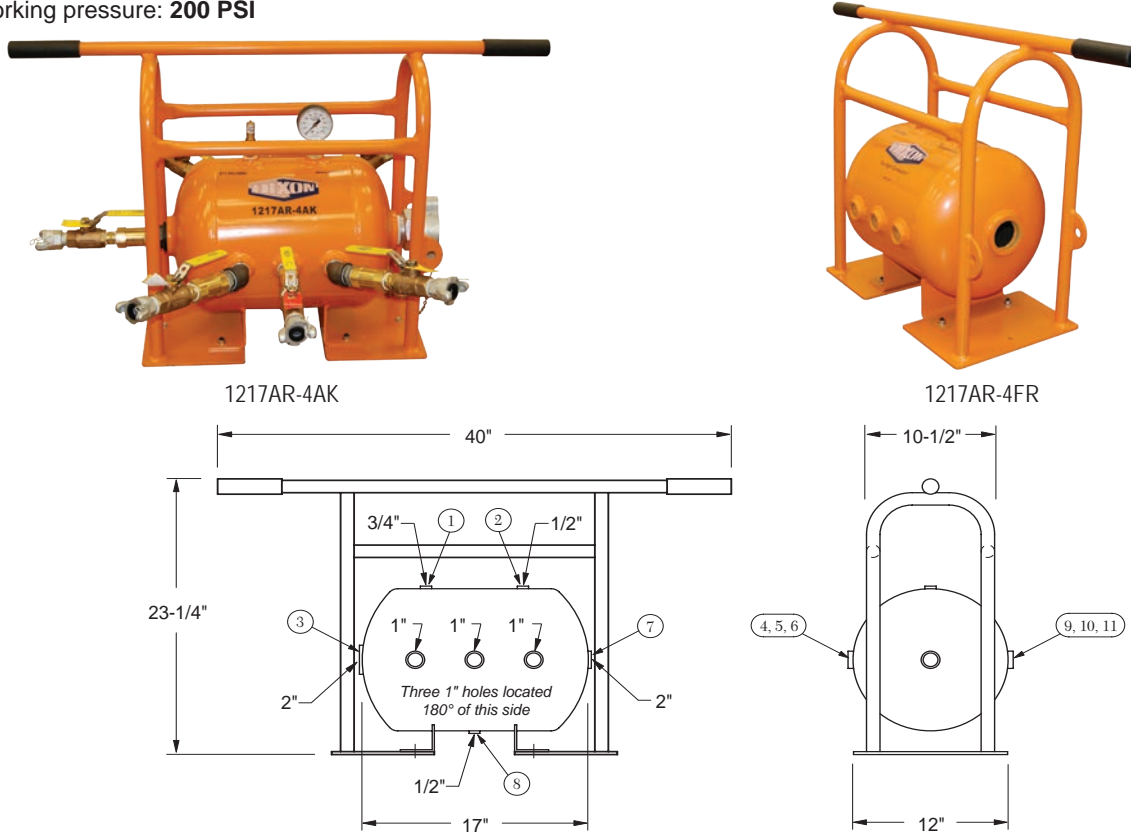


Qty	Part #
1	1217AR-4AK-KSW

ASME Air Receiver Manifold

Features:

- built to ASME Code, National Board registered
- conforms to OSHA standards 1910.169 and 1926.306
- 7 gallon capacity
- painted safety orange
- all openings are female NPT thread
- working pressure: **200 PSI**



Dixon® 1217AR-4AK air receiver manifold assembly with Air King™ outlet ports includes the following components:

Part # / Locations	Qty	Description
1217AR-4	1	ASME compressed air receiver
1217FRAME	1	protective frame
Location 1	1	HB2F6M 3/4" male x 1/4" female hex bushing
Location 2	1	GL345 0-300 PSI gauge
Location 3	1	HB2F4M 1/2" male x 1/4" female hex bushing
Locations 4, 5, 6, 9, 10, 11	1	SV200 safety pop-off valve
Location 7	1	GM28 2" male spud
Location 8	1	B27SC wing nut cap
	6	HB1075G 1" male x 3/4" female bushings
	6	BCN75 3/4" brass hex nipples
	6	BBLV75 ball valves
	6	SCVS6 safety shut-off valves
	6	AM7 Air King™ universal couplings
	4	SE45100 45° street elbow (1 each in locations 4, 6, 9 and 11 only)
	1	HB2075 2" male x 3/4" female bushing
	1	3701212C 3/4" brass hex nipples
	1	BBLV75 ball valve
	1	SCVS6 safety shut-off valve
	1	AM7 Air King™ universal coupling
	1	HB2F4M 1/2" male x 1/4" female hex bushing
	1	D04 1/4" drain cock
	---	Labor cost for assembly of complete unit
1217AR-4AK	1	7 gallon ASME compressed air receiver manifold complete assembly with Air King™
		Tank and Frame only
1217AR-4FR	1	7 gallon ASME compressed air receiver with frame only

ASME Air Receiver Manifold Assembly with Air King™ Fittings & Watts Filter



Application:

- Designed to remove compressed air contaminants such as water, compressor oil, dirt, pipe scale and water particles from the air supply at the point of entry into the ASME air receiver manifold.

Features:

- includes basic 1217AR-4AK ASME manifold assembly
- F602-16WJR 2" auto drain filter with 26 ounce metal bowl and related plumbing installed on the inlet port of the ASME air receiver manifold
- air supply hose connects directly to GM28 2" male spud on the filter air inlet
- includes a B27SC wing nut cap with a chain

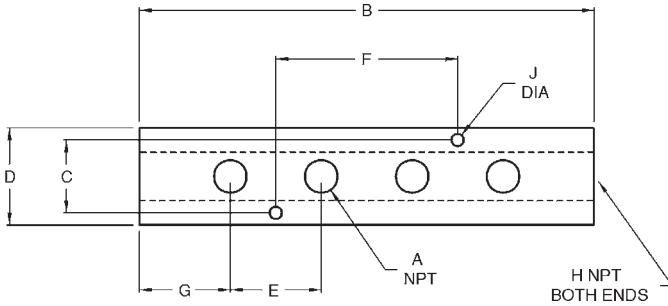
Hose Size	Thread	Part #
2"	3/4"	1217AR-4AKWF

Bar Manifolds



Features:

- can be mounted on a wall or work bench, safely distributing four hose lines to a work area
- maximum operating pressure: **300 PSI** at ambient temperature **70°F (21°C)**
- brass hex head plugs sold on page 363



Aluminum Part #	A	B	C	D	E	F	G	H	J
AMF32	1/4"	7 5/8"	7/8"	1 1/4"	1 7/8"	3 3/4"	1"	3/8"	.20"
AMF42	1/4"	7 5/8"	1 1/8"	1 1/2"	1 7/8"	3 3/4"	1"	1/2"	.20"
AMF43	3/8"	8"	1 1/8"	1 1/2"	2"	4"	1"	1/2"	.20"

3 in 1 Manifolds

Features:

- supplies 3 air operated tools from a single hose permitting use of air by more than one mechanic
- can be mounted to a pipe at workbench or overhead
- different tools in the shop use different styles of couplers, mount 3 different style couplers on one manifold




NPT Inlet (1)	NPT Outlets (3)	Aluminum Part #
1/4"	1/4"	D3404
3/8"	1/4"	D3406
1/2"	1/4"	D3408

Flat Hex Manifolds

Feature:

- designed to lay flat on the floor, safely distributing three hose lines to the work area

NPT Inlet (1)	NPT Outlets (3)	Brass Part #
1/4"	1/4"	3122
3/8"	1/4"	3132
3/8"	3/8"	3133



Pneumatic Accessories

Compressor Y

Feature:

- converts a single supply source to a dual outlet

Female NPT Inlet (1)	Male NPT Outlets (2)	Iron Part #
1"	3/4"	Y10075



Anti-Freeze Lubricants

Application:

- winter grade air tool lubricant prevents air line, air tool and in-line lubricator freeze-up

Features:

- can be poured directly into tool or used with air line lubricators
- minimum temperature **-45°F (-43°C)**

Size	Part #	Optional Qty
1 pint	DATL016W	12
1 gallon	DATL128W	4



pint



gallon

Air Tool Lubricants

Application:

- high grade lubricant prolongs the service life of air tools, cylinders and accessories

Features:

- #10 weight lubricant
- compound is superior in performance to ordinary lubricants
- prohibits rust and removes moisture as it lubricates
- non-corrosive, non-reactive and does not decompose
- easy pour spout helps prevent costly spills
- use with the in-line lubricators on page 368

Size	Part #	Optional Qty
1 pint	DATL016	12
1 gallon	DATL128	4



pint



gallon

In-Line Lubricators

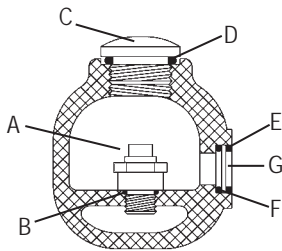
Features:

- protects portable or stationary air tools by efficiently oiling the tool mechanisms; each time an air tool is operated a fine mist of oil is injected into it along with the air from the compressor
- installation is recommended within 25' of the tool to be lubricated, refer to the arrow for proper air flow direction
- transparent sight disc allows visual inspection of oil level
- oil flow regulated by screwdriver screw adjustment, minimum flow rate is 30 SCFM
- not recommended for constant flow applications
- for reciprocating tools only
- type of oil to use: any petroleum-based, non-detergent light weight oil (SAE 10/150SSU) which will readily break up into a mist, i.e., Mobil DTE light or comparable oil, do not use any synthetic oil or oils containing additives or solvents
- see page 363 for air tool lubricant



NPT Size	Oil Capacity	Maximum Working Pressure at ambient temperature (70°F)	Air Flow at 70 PSI	Aluminum Part #
1/2"	1.4 fluid ozs.	500 PSI	30 SCFM	PL300
3/4"	3.7 fluid ozs.	200 PSI	70 SCFM	PL400
3/4"	11.0 fluid ozs.	300 PSI	70 SCFM	PL400L
1"	16.0 fluid ozs.	250 PSI	100 SCFM	PL500

Replacement Parts



Description	Part #
(A) oil adjustment valve assembly	851661
(B) valve gasket	452531
(C) fill plug	452525
(D) fill plug O-ring	700013-214
(E) sight disk	452532
(F) sight disk seal	700013-016
(G) sight disk lock nut	452533

In-Line Air Filter

Features:

- protects small air tools, such as impact wrenches, nut runners, grinders and screwdrivers
- all-anodized, compact housing
- install directly before the air tool
- maximum operating pressure: **500 PSI**
- temperature range: **35°F to 200°F (2°C to 93°C)**
- air flow: 140 SCFM
- male x female configuration
- standard 40 micron element ensures minimum pressure drop
- elements can be replaced quickly



Male NPT	Overall Length	Diameter	Aluminum Part #
3/4"	3-13/16"	1 1/2"	9076M

Disposable In-Line Nipple Filters

Features:

- for filtration of water, oil and air
- compact and lightweight
- can be installed at point of use
- shape element is conical rather than disc, providing a larger filtering flow and a true, uninterrupted axial flow
- maximum operating pressure: **300 PSI**
- temperature range: **35°F to 300°F (2°C to 148°C)**
- standard 40 micron element ensures minimum pressure drop



Pneumatic
Accessories

Male NPT	Overall Length	Hex	Air Flow	Brass Part #
¼"	1½"	9/16"	20 SCFM	ASP3102-40
½"	2"	7/8"	50 SCFM	ASP3104-40

In-Line Lubricator with Filter

Feature:

- consists of **9076M** particle filter with 40 micron sintered bronze element and **PL400** (3.7 ounce) or **PL400L** (11.0 ounce) lubricator

NPT Size	Oil Capacity	Max. Working Pressure at ambient temperature 70°F (21°C)	Aluminum Part #
¾"	3.7 fluid ozs.	200 PSI	PL400WF
¾"	11.0 fluid ozs.	300 PSI	PL400LWF



Mini In-Line Lubricators

Features:

- can be refilled under line pressure
- oil capacity: ¼ fluid ounce
- flow rating: 22 SCFM at 100 PSIG
- maximum operating pressure: **200 PSIG**
- maximum temperature: **150°F (66°C)**

Female NPT Inlet	Outlet	Aluminum Part #
¼"	¼" female NPT	ML200
¼"	¼" male NPT	ML200M
⅜"	⅜" male NPT	ML300M



Mini In-Line Filter

Features:

- either port may be used as an inlet port
- filter element rated at 5 microns
- flow rating: 17 SCFM inlet pressure at 100 PSIG
- maximum operating pressure: **200 PSIG**
maximum temperature: **175°F (79°C)**



Female NPT	Male NPT	Aluminum Part #
1/4"	1/4"	MF200

Replacement Element



Description	Part #
with O-ring	FRP-95-199

Series 1 Non-Repairable General Purpose Regulators

Features:

- relieving piston allows reduction of downstream pressure when system is dead-ended
- reliable pressure regulation at air flows up to 13 SCFM
- left to right flow
- 5 to 125 PSIG outlet pressure adjustment range
- compact design and light weight construction
- wrench flats for easy installation
- supplied with a GC620 gauge



Female NPT	With Gauge Part #	Without Gauge Part #
1/4"	R46-200RG	R46-200R

Safety Blow Guns

Safety blow guns have a safety tip which prevents buildup of tip pressure in the event the outlet is obstructed or "dead ended". They comply with the requirements for OSHA 1910.242 (B) and 1910.95 when used on air lines of 150 PSI or less.

**Features:**

- design comfortably fits contour of the hand minimizing user fatigue
- ergonomic large lever with black vinyl grip allows for easy air flow activation
- ¼" female NPT inlet

Air Chief

The air chief safety blow gun is designed to conform to OSHA Standard 1910.242 (B) permitting a maximum of 30 PSI outlet pressure when dead ended based on a maximum of 150 PSI inlet pressure as well as OSHA Standard 1910.95 regulating occupational noise level exposure. *Safety glasses or shield must be worn when using any blow gun.*

**Features:**

- recessed internal slotted screw allows easy access to valve assembly for repairs or replacement
- chrome plated zinc die cast body, nickel plated steel lever, vinyl thumb grip, stainless steel spring, brass valve, Buna-N seals and nickel plated brass tip combine for superior corrosion resistance



 Part #

D204-30

Premium

The premium safety blow gun is designed to conform to OSHA Standard 1910.242 (B) permitting a maximum of 30 PSI outlet pressure when dead ended based on a maximum of 150 PSI inlet pressure as well as OSHA Standard 1910.95 regulating occupational noise level exposure. *Safety glasses or shield must be worn when using any blow gun.*

**Feature:**

- zinc die cast body with a black powder coat finish, nickel plated steel lever, vinyl thumb grip, stainless steel spring, brass valve, Buna-N seals and nickel plated brass tip



 Part #

D204-30P

Air Booster

The multiple holes in the safety booster tip of the safety air booster gun create a Venturi effect that increases air flow (working capacity) while still remaining compliant with OSHA Standard 1910.242 (B). *Safety glasses or shield must be worn when using any blow gun.*

**Feature:**

- chrome plated zinc die cast body, nickel plated steel lever, vinyl thumb grip, stainless steel spring, brass valve, Buna-N seals and nickel plated brass tip provide superior corrosion resistance



 Part #

D204-30SB



Pistol Grip

Features:

- conforms to US Department of Labor, OSHA Standard 1910.242 (B) allowing a maximum of 30 PSI outlet pressure at the nozzle when dead-ended
- conforms to US Department of Labor, OSHA Standard 1910.95 regulating noise level exposure
- contoured pistol-grip for safe, comfortable handling, even with greasy hands
- convenient hang-up hook
- ¼" female NPT inlet
- *Safety glasses or shield must be worn when using any blow gun.*



 Part #

PG700

Extended Nozzle Pistol Grip



Features:

- conforms to US Dept. of Labor, OSHA Standard 1910.242 (B) allowing a maximum of 30 PSI outlet pressure at the nozzle when dead-ended
- conforms to US Dept. of Labor, OSHA Standard 1910.95 regulating noise level exposure
- slender 4" extended nozzle allows access to hard to reach places and holes as small as .200"
- variable output trigger enables user to control air flow
- hook design near trigger provides finger protection as well as easy storage
- lightweight to help minimize user fatigue.
- side holes allow air to escape if nozzle tip is dead-ended, thus preventing back pressure buildup
- pressure rating: **150 PSI**
- ¼" female NPT inlet
- *Safety glasses or shield must be worn when using any blow gun.*




 Part #

ENBG1

Safety Tip

Features:

- ⅛" male NPT connection
- can be used with all Dixon® Air Chief lever operated blow guns as well as most blow guns from other manufacturers



Nickel Plated Brass

 Part #

SST10

Rubber Non-Safety Tip

Features:

- ⅛" male NPT connection
- can be used with all Dixon® Air Chief lever operated blow guns as well as most blow guns from other manufacturers



Rubber Coated Nickel Plated Brass

 Part #

D201RT

Non-Safety Blow Gun

Non-Safety blow guns **do not** have a safety by-pass to prevent buildup of tip pressure in the event of tip blockage. They may be used for cleaning purposes only if the air supply (inlet pressure) has been reduced to 30 PSI or less.



Features:

- designed to comfortably fit the contour of the hand, minimizing user fatigue
- ergonomic large lever with vinyl grip allows for easy air flow activation
- ¼" female NPT inlet

Brass Tip

The ventless, nickel-plated tip provides the most economical means of achieving a concentrated stream of air for many blow-off applications. All other components and design features are the same as our Air Chief safety blow gun (D204-30). *Must be used on air lines having a maximum regulated pressure of 30 PSI in order to comply with OSHA Standard 1910.242 (B). Safety glasses or shield must be worn when using any blow gun.*



Feature:

- chrome plated zinc die cast body, nickel plated steel lever, vinyl thumb grip, stainless steel spring, brass valve, Buna-N seals and ventless, nickel plated brass tip provide superior corrosion resistance



Part #

D605

Rubber Tip

The rubber tip will not scratch or mar delicate surfaces. The conical, rubber tip can also be used to create a seal between the blow gun and fluid lines (or any other opening). Base of the tip is nickel-plated brass for additional corrosion resistance. *Must be used on air lines having a maximum regulated pressure of 30 PSI in order to comply with OSHA Standard 1910.242 (B). Safety glasses or shield must be worn when using any blow gun.*



Feature:

- chrome plated zinc die cast body, nickel plated steel lever, vinyl thumb grip, stainless steel spring, brass valve, Buna-N seals and rubber tip with a nickel plated brass base provide superior corrosion resistance



Part #

D201

Extensions


Features:

- supplied with ⅛" male NPT connections
- allow easier access to blow-off applications in high or hard to reach places
- can be used with all Dixon® Air Chief lever operated blow guns as well as most blow guns from other manufacturers
- brass base with a rugged steel extension tube, all nickel plated


Size Extension	Part #
6"	BGE6
10"	BGE10
12"	BGE12
18"	BGE18
24"	BGE24



Heavy Duty - **High Volume** Safety Blow Guns**Features:**

- heavy duty - high volume safety blow guns
- requires high volume coupler and plug for optimum performance
- lightweight and ergonomic
- pistol grip / hanging hook handle
- made from high quality aluminum casting
- maximum operating pressure: **150 PSI**
- ¼" female NPT inlet
- *Safety glasses or shield must be worn when using any blow gun.* 

Heavy Duty - **High Volume with** Safety Tip**Features:**

- reduced to 30 PSI when tip is blocked
- The safety air booster blow gun has a safety tip which prevents buildup of tip pressure in the event the outlet obstructed or "dead ended". It complies with the requirements for OSHA 1910.242 (B) and 1910.95 when used on air lines of 150 PSI or less. 



HTBG6

Description	Part #
gun with <i>no</i> extension	HTBG
gun with 6" extension	HTBG6
gun with 12" extension	HTBG12
gun with 24" extension	HTBG24
gun with 36" extension	HTBG36

Heavy Duty - **High Volume with Quiet Conical Tip****Feature:**

- 6.0 CFM

Description	Part #
gun with tip only	HTBG-CT

Accessories

HTBGC

Female NPT Inlet (1)	Aluminum Part #	Brass Part #
6" extension with safety tip	HTBG6EXT	---
12" extension with safety tip	HTBG12EXT	---
24" extension with safety tip	HTBG24EXT	---
36" extension with safety tip	HTBG36EXT	---
safety tip	HTBGS	---
conical tip	HTBGC	---
tip adapter	HTBGA	---
high flow female coupler	---	2CJF2-B
high flow male plug	---	CJ2M2-B

High Volume Typhoon Blow Guns

Features:

- chrome plated aluminum body
- variable flow control
- ¼" female NPT inlet
- 34 CFM at 125 PSI
- Compliant with OSHA Standard 1910.242 (B). *Safety glasses or shield must be worn when using any blow gun.*



Pneumatic
Accessories

Description	Part #
gun with no extension	TYP2501
gun with 6" extension	TYP2501-6
gun with 12" extension	TYP2501-12
gun with 24" extension	TYP2501-24
gun with 36" extension	TYP2501-36

High Volume Cannon® Blow Gun

Application:

- designed for, but not limited to, outdoor use, ideal where a large air supply is available to move heavy, stubborn debris

Features:

- ¾" female NPT inlet
- minimum inlet pressure 90 PSI on ½" hose
- consumes 135 CFM at 100 PSI
- 48" long extension
- compliant with OSHA Standard 1910.242 (B)
- *Safety glasses or shield must be worn when using any blow gun.*



Part #
9000-48S





Heavy Duty Tire Pressure Gauge

Features:

- 12" hose with swivel dual foot chuck inflator
- tapered chuck nut fits wheel cover holes on cars and light trucks
- calibrated in 2 PSI increments from **10 to 120 PSI**


 Part #

D101

Passenger Car Tire Pressure Gauge

Features:

- 12" hose with straight-on chuck
- straight chuck nut fits wheel cover holes on cars and light trucks
- ideal for use on wells and reels
- calibrated in 2 PSI increments from **10 to 90 PSI**



 Part #

D150

Professional Tire Pressure Gauge

Features:

- permanently lubricated
- easy to read, dual calibrated (PSI and kPa), four-sided nylon indicator bar
- body is made of chrome-plated brass, head is chrome-plated zinc
- pocket clip
- calibrated in 1 PSI increments from **5 to 45 PSI**



 Part #

DFG5

Dual Foot Tire Pressure Gauges

Features:

- handy pocket clip
- calibrated in 2 PSI increments from **20 to 120 PSI**



 Part #

DFG1
Features:

- heavy duty hang-up ring
- calibrated in 2 PSI increments from **10 to 150 PSI**



 Part #

DFG2

Tire Inflator Chuck

Features:

- ball foot chuck
- for direct connection to live air only
- features a built-in shutoff valve (will not work on inflator gauges)
- ¼" NPT female thread
- maximum pressure is **150 PSI**



 Brass
 Part #

D104

 Optional Qty

 10

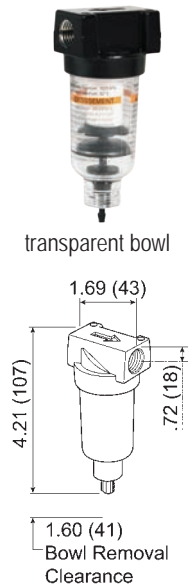
F03 Miniature Filters

Features:

- excellent water removal efficiency
- 5 micron element
- .5 oz. bowl
- maximum operating conditions:
 - transparent bowl: **150 PSIG** (10.3 bar) and **32°F to 125°F (0°C to 52°C)**
 - metal bowl: **250 PSIG** (17.2 bar) and **32°F to 175°F (0°C to 80°C)**

Port Size	Flow (SCFM)	Transparent Bowl		Metal Bowl	
		Automatic Drain Part #	Manual Drain Part #	Automatic Drain Part #	Manual Drain Part #
1/8"	22	F03-01A	F03-01M	F03-01AMB	F03-01MMB
1/4"	24	F03-02A	F03-02M	F03-02AMB	F03-02MMB

SCFM ratings at 90 PSIG inlet pressure.



Pneumatic Accessories

F08 Miniature Filters

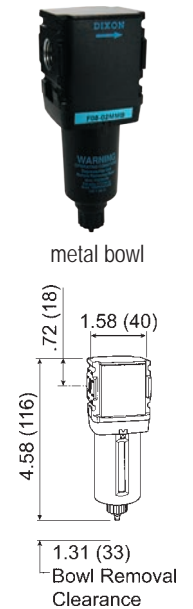
Features:

- 5 micron element
- .6 oz. bowl
- maximum operating conditions:
 - transparent bowl: **150 PSIG** (10.3 bar) and **32°F to 125°F (0°C to 52°C)**
 - metal bowl: **250 PSIG** (17.2 bar) and **32°F to 150°F (0°C to 65.5°C)**

Port Size	Flow (SCFM)	Transparent Bowl and Guard		Metal Bowl	
		Automatic Drain Part #	Manual Drain Part #	Automatic Drain Part #	Manual Drain Part #
1/4"	50	F08-02A	F08-02M	F08-02AMB	F08-02MMB

See pages 397 to 400 for accessories.

SCFM ratings at 150 PSIG inlet pressure.



R03 Miniature Regulators

Features:

- 2-125 PSI adjusting range
- balanced valve design
- self-relieving standard
- non-rising push/pull locking adjustment knob
- two 1/8" NPT gauge ports standard on models without gauge, one 1/8" NPT gauge port standard on models with gauge - can be used for additional outlet ports.
- models supplied without gauge use a GC620 gauge.
- panel mount nuts sold separately
- maximum operating conditions:
 - 300 PSIG** (20.17 bar) and **32°F to 125°F (0°C to 52°C)**

Size	Flow (SCFM)	With Gauge Part #	Without Gauge Part #
1/8"	13	R03-01RG	R03-01R
1/4"	15	R03-02RG	R03-02R

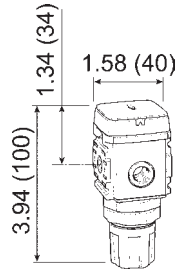
SCFM ratings at 100 PSIG inlet pressure.



See pages 397 to 400 for accessories.



FRL's are designed for air service only, unless otherwise indicated.



R08 Miniature Regulators

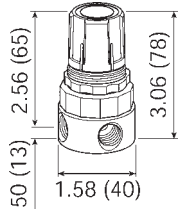
Features:

- 0-125 PSI adjusting range
- balanced valve design
- self-relieving standard
- non-rising push/pull locking adjustment knob
- two 1/8" NPT gauge ports standard on models without gauge, one 1/8" NPT gauge port standard on models with gauge - can be used for additional outlet ports.
- models with gauge are supplied with a 0-160 flush mount style gauge
- models supplied without gauge use a GC620 gauge.
- panel mount nuts sold separately
- maximum operating conditions:
300 PSIG (20.7 bar) and 32°F to 150°F (0°C to 66°C)

Size	Flow (SCFM)	With Gauge Part #	Without Gauge Part #
1/4"	44	R08-02RG	R08-02R

SCFM ratings at 100 PSIG inlet pressure.

RB3 Miniature Water Regulators



Features:

- 2-125 PSI adjusting range
- suitable for water and compressed air service
- brass construction - wetted parts
- non-relieving spring-loaded diaphragm
- panel mount nut included
- two 1/8" NPT gauge ports standard
- models supplied without gauge use a GC620 gauge
- maximum operating conditions:
300 PSIG (20.7 bar) and 40°F to 125°F (4°C to 52°C)

Size	Flow (SCFM)	With Gauge Part #	Without Gauge Part #
1/8"	11	RB3-01RG	RB3-01R
1/4"	14	RB3-02RG	RB3-02R

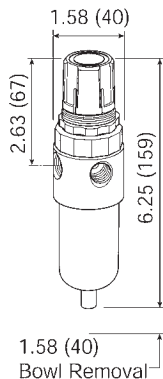
SCFM ratings at 100 PSIG inlet pressure.

See pages 397 to 400 for accessories.

BB3 Miniature Filters / Regulators



transparent bowl



Features:

- 2-125 PSI adjusting range
- 5 micron element
- .5 oz. bowl
- self-relieving
- supplied with a GC620 gauge
- maximum operating conditions:
 - transparent bowl: **125 PSIG (8.6 bar) and 40°F to 125°F (4.4°C to 52°C)**
 - metal bowl: **300 PSIG (20.7 bar) and 40°F to 125°F (4.4°C to 52°C)**

Port Size	Flow (SCFM)	Transparent Bowl		Metal Bowl	
		Automatic Drain Part #	Manual Drain Part #	Automatic Drain Part #	Manual Drain Part #
1/8"	13	BB3-01AG	BB3-01MG	BB3-01AGMB	BB3-01MGMB
1/4"	16	BB3-02AG	BB3-02MG	BB3-02AGMB	BB3-02MGMB

SCFM ratings at 150 PSIG inlet pressure.



FRL's are designed for air service only, unless otherwise indicated.

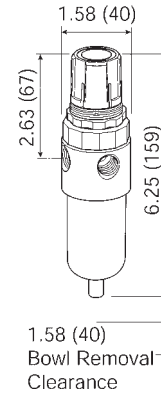
B08 Miniature Filters / Regulators

Features:

- 0-125 PSI adjusting range
- 5 micron element
- .4 oz. bowl
- self-relieving
- supplied with a 0-160 PSI flush mount style gauge
- maximum operating conditions:
 - transparent bowl: **150 PSIG** (10.3 bar) and **32°F to 125°F (0°C to 52°C)**
 - metal bowl: **250 PSIG** (17.2 bar) and **32°F to 150°F (0°C to 65.5°C)**

Size	Flow (SCFM)	Transparent Bowl and Guard		Metal Bowl	
		Automatic Drain Part #	Manual Drain Part #	Automatic Drain Part #	Manual Drain Part #
1/4"	42	B08-02AG	B08-02MG	B08-02AGMB	B08-02MGMB

See pages 397 to 400 for accessories.
SCFM ratings at 100 PSIG inlet pressure.



Pneumatic Accessories

L03 Miniature Lubricators

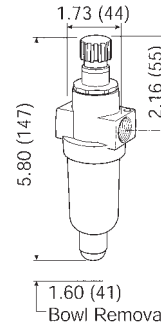
Features:

- 1 oz. bowl
- adjustable oil feed
- full view sight dome
- **Do not fill under pressure. Air supply must be turned off and pressure bled from unit prior to adding oil.**
- maximum operating conditions:
 - transparent bowl: **150 PSIG** (10.3 bar) and **32°F to 125°F (0°C to 52°C)**
 - metal bowl: **250 PSIG** (17.2 bar) and **32°F to 175°F (0°C to 80°C)**



Size	Flow (SCFM)	Transparent Bowl Part #	Metal Bowl Part #
1/8"	20	L03-01A	L03-01AMB
1/4"	20	L03-02A	L03-02AMB

SCFM ratings at 90 PSIG inlet pressure.



transparent bowl

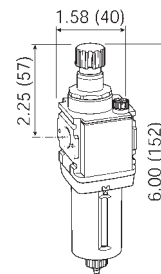
L08 Miniature Lubricators

Features:

- .6 oz. bowl
- adjustable oil feed
- full view sight dome
- fill under pressure design
- maximum operating conditions:
 - transparent bowl: **150 PSIG** (10.3 bar) and **32°F to 125°F (0°C to 52°C)**
 - metal bowl: **250 PSIG** (17.2 bar) and **32°F to 150°F (0°C to 65.5°C)**

Size	Flow (SCFM)	Transparent Bowl Part #	Metal Bowl Part #
1/4"	57.5	L08-02A	L08-02AMB

See pages 397 to 400 for accessories.
See page 363 for air tool lubricant.



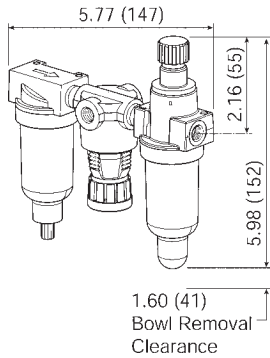
metal bowl

FRL's are designed for air service only, unless otherwise indicated.

SCFM ratings at 150 PSIG inlet pressure.



transparent bowl



C03 Miniature Combination Units

Features:

- maximum operating conditions:
 - transparent bowl: **150 PSIG** (10.3 bar) and **32°F to 125°F (0°C to 52°C)**
 - metal bowl: **250 PSIG** (17.2 bar) and **32°F to 175°F (0°C to 80°C)**
- Included components: (2) adapters

Filter series F03:

- 5 micron element
- .5 oz. bowl

Regulator series R03:

- 2-125 PSI adjusting range
- balanced valve design
- self-relieving
- supplied with a GC620 gauge
- can be mounted with knob in up or down position

Lubricator series L03:

- 1 oz. bowl
- adjustable oil feed
- full view sight dome

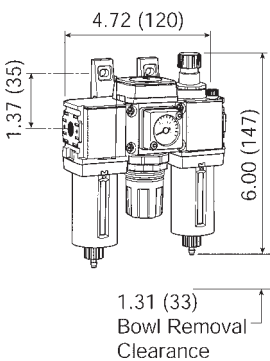
Size	Flow (SCFM)	Transparent Bowl and Guard		Metal Bowl	
		Automatic Drain Part #	Manual Drain Part #	Automatic Drain Part #	Manual Drain Part #
1/8"	20	C03-01A	C03-01M	C03-01AMB	C03-01MMB
1/4"	20	C03-02A	C03-02M	C03-02AMB	C03-02MMB

SCFM ratings at 100 PSIG inlet pressure.

C08 Miniature Combination Units



metal bowl



Features:

- maximum operating conditions:
 - transparent bowl: **150 PSIG** (10.3 bar) and **32°F to 125°F (0°C to 52°C)**
 - metal bowl: **250 PSIG** (17.2 bar) and **32°F to 150°F (0°C to 65.5°C)**
- Included components: (2) mounting brackets with joiner set

Filter series F08:

- 5 micron element
- .6 oz. bowl

Regulator series R08:

- 0-125 PSI adjusting range
- balanced valve design
- self-relieving
- supplied with a 0-160 PSI flush mount style gauge

Lubricator series L08:

- .6 oz. bowl
- adjustable oil feed
- full view sight dome

Size	Flow (SCFM)	Transparent Bowl and Guard		Metal Bowl	
		Automatic Drain Part #	Manual Drain Part #	Automatic Drain Part #	Manual Drain Part #
1/4"	44	C08-02A	C08-02M	C08-02AMB	C08-02MMB

! FRL's are designed for air service only, unless otherwise indicated.

SCFM ratings at 100 PSIG inlet pressure.

F16 Compact Airline Filters

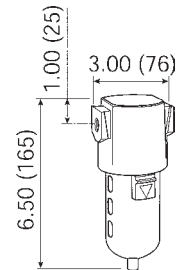
Features:

- 5 micron element
- 2.7 oz. bowl
- maximum operating conditions:
 - transparent bowl: **150 PSIG** (10.3 bar) and **32°F to 125°F (0°C to 52°C)**
 - metal bowl: **200 PSIG** (13.8 bar) and **32°F to 150°F (0°C to 65.5°C)**

Size	Flow (SCFM)	Transparent Bowl and Guard		Metal Bowl	
		Automatic Drain Part #	Manual Drain Part #	Automatic Drain Part #	Manual Drain Part #
¼"	63.0	F16-02A	F16-02M	F16-02AMB	F16-02MMB
⅜"	74.1	F16-03A	F16-03M	F16-03AMB	F16-03MMB
½"	80.4	F16-04A	F16-04M	F16-04AMB	F16-04MMB



with guard



Pneumatic Accessories

F18 Compact Airline Filters

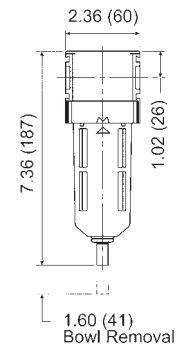
Features:

- high flow capacity
- 5 micron element
- 1.72 oz. bowl
- maximum operating conditions:
 - transparent bowl: **150 PSIG** (10.3 bar) and **32°F to 125°F (0°C to 52°C)**
 - metal bowl: **250 PSIG** (17.2 bar) and **32°F to 150°F (0°C to 65.5°C)**

Size	Flow (SCFM)	Transparent Bowl and Guard		Metal Bowl with Sight Glass	
		Automatic Drain Part #	Manual Drain Part #	Automatic Drain Part #	Manual Drain Part #
¼"	110	F18-02A	F18-02M	F18-02AMB	F18-02MMB
⅜"	120	F18-03A	F18-03M	F18-03AMB	F18-03MMB
½"	145	F18-04A	F18-04M	F18-04AMB	F18-04MMB



transparent bowl with guard



F26 Standard Airline Filters

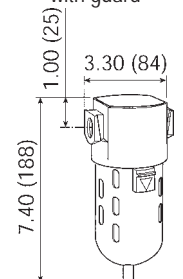
Features:

- 5 micron element
- 3.2 oz. bowl
- maximum operating conditions:
 - transparent bowl: **150 PSIG** (10.3 bar) and **32°F to 125°F (0°C to 52°C)**
 - metal bowl: **200 PSIG** (13.8 bar) and **32°F to 150°F (0°C to 65.5°C)**

Size	Flow (SCFM)	Transparent Bowl and Guard		Metal Bowl with Sight Glass	
		Automatic Drain Part #	Manual Drain Part #	Automatic Drain Part #	Manual Drain Part #
¼"	81.3	F26-02A	F26-02M	F26-02AMB	F26-02MMB
⅜"	117.8	F26-03A	F26-03M	F26-03AMB	F26-03MMB
½"	149.8	F26-04A	F26-04M	F26-04AMB	F26-04MMB



with guard



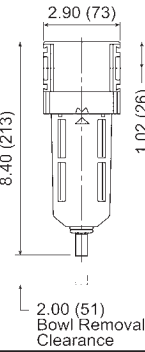
See pages 397 to 400 for accessories.

FRL's are designed for air service only, unless otherwise indicated.
SCFM ratings at 150 PSIG inlet pressure.

F28 Standard Airline Filters



with metal bowl

**Features:**

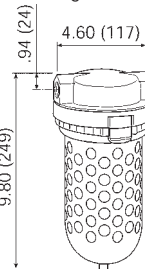
- high flow capacity
- 5 micron element
- 2.87 oz. bowl
- maximum operating conditions:
 - transparent bowl: **150 PSIG** (10.3 bar) and **32°F to 125°F (0°C to 52°C)**
 - metal bowl: **250 PSIG** (17.2 bar) and **32°F to 150°F (0°C to 65.5°C)**

Size	Flow (SCFM)	Transparent Bowl and Guard		Metal Bowl with Sight Glass	
		Automatic Drain Part #	Manual Drain Part #	Automatic Drain Part #	Manual Drain Part #
3/8"	144	F28-03A	F28-03M	F28-03AMB	F28-03MMB
1/2"	160	F28-04A	F28-04M	F28-04AMB	F28-04MMB
3/4"	165	F28-06A	F28-06M	F28-06AMB	F28-06MMB

F30 Jumbo Airline Filters



with guard

**Features:**

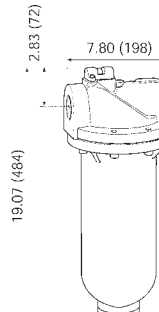
- 5 micron element
- 2 oz. bowl
- maximum operating conditions:
 - transparent bowl: **150 PSIG** (10.3 bar) and **32°F to 125°F (0°C to 52°C)**
 - metal bowl: **200 PSIG** (13.8 bar) and **32°F to 150°F (0°C to 65.5°C)**

Size	Flow (SCFM)	Transparent Bowl and Guard		Metal Bowl with Sight Glass	
		Automatic Drain Part #	Manual Drain Part #	Automatic Drain Part #	Manual Drain Part #
3/4"	316	F30-06A	F30-06M	F30-06AMB	F30-06MMB
1"	323	F30-08A	F30-08M	F30-08AMB	F30-08MMB

F35 Jumbo Airline Filters



with metal bowl

**Features:**

- 5 micron element
- 12.5 oz. bowl
- maximum operating conditions:
 - metal bowl: **150 PSIG** (10.3 bar) and **32°F to 150°F (0°C to 65.5°C)**

Size	Flow (SCFM)	Heavy Duty Metal Bowl	
		Automatic Drain Part #	Manual Drain Part #
1 1/2"	1280	F35-0BAMB	F35-0BMMB
2"	1400	F35-0CAMB	F35-0CMMB

See pages 397 to 400 for accessories.

! FRL's are designed for air service only, unless otherwise indicated.

SCFM ratings at 150 PSIG inlet pressure.

M16 Compact Coalescing Filters

- removes extremely fine oil mists, oil aerosols and microscopic particles
- A standard airline filter should be installed as a pre-filter when using a coalescing filter.
- 0.5 micron type B and 0.003 micron type D elements are optional
- differential pressure indicator changes from green to red with pressure loss

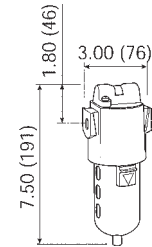


Features:

- 0.01 micron type C element
- 2.7 oz. bowl
- can be installed in modular system
- maximum operating conditions:
150 PSIG (10.3 bar) and 32°F to 125°F (0°C to 52°C)



with guard



Pneumatic
Accessories

Size	Flow (SCFM)	With Compact Transparent Bowl and Guard	
		Automatic Drain Part #	Manual Drain Part #
¼"	37.0	M16-02A	M16-02M
⅜"	44.7	M16-03A	M16-03M
½"	46.1	M16-04A	M16-04M

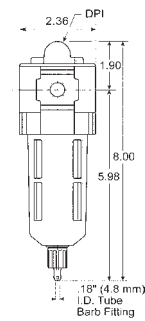
M18 Compact Coalescing Filters

Features:

- high-efficiency removal of water, oil aerosols, and solid particulate contaminants down to 0.01 mg/m³ with minimum pressure drop
- modern design and appearance
- light weight
- high flow capacity
- 1.72 oz. bowl
- maximum operating conditions:
150 PSIG (10.3 bar) and 32°F to 125°F (0°C to 52°C)



with guard



Size	Flow (SCFM)	With Compact Transparent Bowl and Guard	
		Automatic Drain Part #	Manual Drain Part #
¼"	40.0	M18-02A	M18-02M
⅜"	44.0	M18-03A	M18-03M
½"	48.0	M18-04A	M18-04M

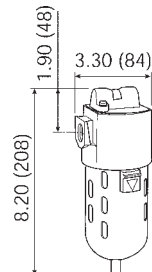
M26 Standard Coalescing Filters

Features:

- 0.01 micron type C element
- 1.7 oz. bowl
- can be installed in modular system
- maximum operating conditions:
150 PSIG (10.3 bar) and 32°F to 125°F (0°C to 52°C)



with guard



Size	Flow (SCFM)	With Standard Transparent Bowl and Guard	
		Automatic Drain Part #	Manual Drain Part #
¼"	55.0	M26-02A	M26-02M
⅜"	65.5	M26-03A	M26-03M
½"	79.5	M26-04A	M26-04M

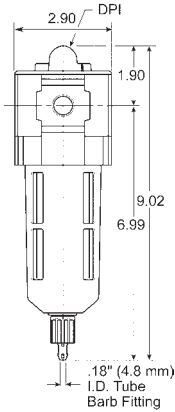
See pages 397 to 400 for accessories.

FRL's are designed for air service only, unless otherwise indicated.

SCFM ratings at 150 PSIG inlet pressure.



with guard



M28 Standard Coalescing Filters

- removes extremely fine oil mists, oil aerosols and microscopic particles
- A standard airline filter should be installed as a pre-filter when using a coalescing filter.
- 2.87 micron type B and 0.003 micron type D elements are optional
- differential pressure indicator changes from green to red with pressure loss



Features:

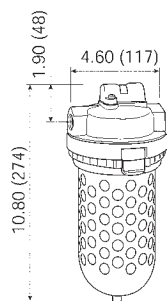
- high-efficiency removal of water, oil aerosols, and solid particulate contaminants down to 0.01 mg/m³ with minimum pressure drop
- modern design and appearance
- light weight
- high flow capacity
- 6 oz. bowl
- maximum operating conditions:
150 PSIG (10.3 bar) and 32°F to 125°F (0°C to 52°C)

Size	Flow (SCFM)	Compact Transparent Bowl and Guard	
		Automatic Drain Part #	Manual Drain Part #
3/8"	82.0	M28-03A	M28-03M
1/2"	90.0	M28-04A	M28-04M
3/4"	98.0	M28-06A	M28-06M

M30 Jumbo Coalescing Filters



with guard



Features:

- 0.01 micron type C element
- 2 oz. bowl
- maximum operating conditions:
150 PSIG (10.3 bar) and 32°F to 125°F (0°C to 52°C)

Size	Flow (SCFM)	Jumbo Transparent Bowl and Guard	
		Automatic Drain Part #	Manual Drain Part #
1/2"	123	M30-04A	
3/4"	173	M30-06A	
1"	203	M30-08A	

See pages 397 to 400 for accessories.



FRL's are designed for air service only, unless otherwise indicated.

SCFM ratings at 150 PSIG inlet pressure.

M35 Heavy Duty Coalescing Filters

- for removal of extremely fine oil mists, oil aerosols and microscopic particles
- A standard airline filter should be installed as a pre-filter when using a coalescing filter.
- 1.0 micron type B1 and 0.003 micron type D elements are optional
- differential pressure indicator changes from green to red with pressure loss

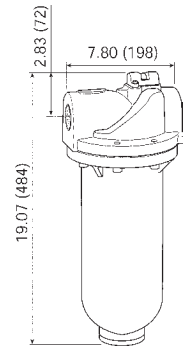


Features:

- 0.01 micron type C element
- 13.9 oz. bowl
- differential pressure indicator eliminates the guesswork of element placement
- maximum operating conditions:
150 PSIG (10.3 bar) and 32°F to 150°F (0°C to 65.5°C)



M35-0CAMB



Pneumatic
Accessories

Size	Flow (SCFM)	Metal Bowl
		Automatic Drain Part #
1½"	710	M35-0BAMB
2"	710	M35-0CAMB

See pages 397 to 400 for accessories.

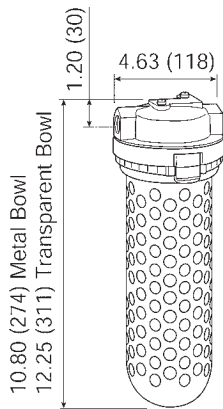


FRL's are designed for air service only, unless otherwise indicated.

SCFM ratings at 150 PSIG inlet pressure.



with transparent bowl



X03 Manual In-Line Desiccant Dryers

Applications:

- Manual air dryers are used to remove water vapor from compressed air systems, in applications such as paint spraying, laboratory instruments and small control air systems. Filtration for absorber type dryers is important to protect the desiccant bed from contamination. Cleaner incoming air will result in better performance, longer life and fewer service problems. To regenerate silica gel desiccant, it must be heated to at least **350°F (177°C)** for approximately 3 hours or until color has changed from pink to blue. Allow desiccant to cool to room temperature before pouring back into unit bowl.

An after-filter should be placed downstream from the desiccant dryer to ensure solid contaminants such as desiccant dust do not migrate downstream.



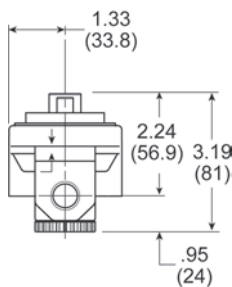
Features:

- will dry up to 4400 standard cubic feet of air
- desiccant; good for approximately 440 minutes at maximum continuous air flow before regeneration is required
- silica gel changes from blue to pink to indicate the need to replace or regenerate the desiccant
- slotted bowl guard for visual detection of color change
- no electrical connection necessary
- provides atmospheric dew point of **-45°F (-43°C)** with dry desiccant at **100 PSI** and **70°F (21°C)**
- maximum operating conditions:
 - transparent bowl: **150 PSIG** (10.3 bar) and **125°F (52°C)**
 - metal bowl: **150 PSIG** (10.3 bar) and **150°F (66°C)**

Size	Flow (SCFM)	Transparent Bowl Part #	Metal Bowl Part #
¼"	10	X03-02	X03-02MB

R21 Dial Air Regulators

Dial-air regulators feature a transparent, pressure-calibrated, non-rising adjustment dial for quick adjustment of secondary pressure. The full reduced pressure range can be dialed in less than 270° of dial rotation. This feature is particularly advantageous if secondary pressure must be changed frequently. Dial air regulators can be mounted in any position so dial face is always visible. All dial-air units have a slight constant air bleed.



Features:

- 0-160 PSI adjusting range
- balanced valve design
- relieving type
- non-rising pressure adjusting dial
- piston operated
- two ¼" NPT gauge ports standard on models without gauge, one ¼" NPT gauge port standard on models with gauge - can be used for additional outlet ports.
- models supplied without gauge use a GC230 gauge
- maximum operating pressure: **300 PSIG** (20.7 bar)
- temperature range: **32°F to 150°F (0°C to 66°C)**

Size	Flow (SCFM)	With Gauge Part #	Without Gauge Part #
¼"	117	R21-02RG	R21-02R
⅜"	180	R21-03RG	R21-03R
½"	195	R21-04RG	R21-04R
¾"	220	R21-06RG	R21-06R

See pages 397 to 400 for accessories.



FRL's are designed for air service only, unless otherwise indicated.

SCFM ratings at 100 PSIG inlet pressure.

R16 Compact Regulators

Features:

- 0-125 PSI adjusting range
- for 0-60 PSI range consult Dixon®
- self-relieving standard
- can be installed with the adjusting knob in any position
- To increase regulated pressure, pull adjusting knob up and turn clockwise. To reduce pressure, turn knob counter clockwise.
- two ¼" NPT gauge ports standard on models without gauge, one ¼" NPT gauge port standard on models with gauge - can be used for additional outlet ports
- models supplied without gauge use a GC230 gauge
- maximum operating conditions:
300 PSIG (20.7 bar) and 32°F to 150°F (0°C to 66°C)

Size	Flow (SCFM)	With Gauge Part #	Without Gauge Part #
¼"	71.5	R16-02RG	R16-02R
⅜"	80.5	R16-03RG	R16-03R
½"	88.0	R16-04RG	R16-04R



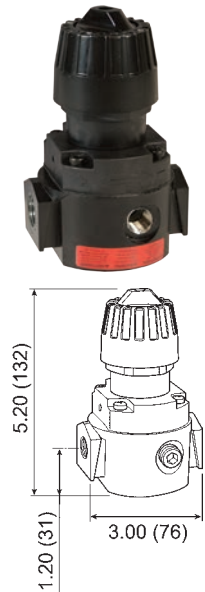
Pneumatic Accessories

R16 High Pressure Compact Regulators

Features:

- 0-250 PSI adjusting range
- self-relieving standard
- non-rising push/pull locking adjustment knob
- panel mount nut standard
- excellent flow characteristics
- can be installed with the adjusting knob in any position
- two ¼" NPT gauge ports standard on models without gauge, one ¼" NPT gauge port standard on models with gauge - can be used for additional outlet ports
- models supplied without gauge use a GC240 gauge
- maximum operating conditions:
300 PSIG (20.7 bar) and 32°F to 150°F (0°C to 66°C)

Size	Flow (SCFM)	With Gauge Part #	Without Gauge Part #
¼"	71.5	R16-02RHG	R16-02RH
⅜"	80.5	R16-03RHG	R16-03RH
½"	88.0	R16-04RHG	R16-04RH



R18 Compact Regulators

Features:

- 0-125 PSI adjusting range
- self-relieving standard
- can be installed with the adjusting knob in any position
- To increase regulated pressure, pull adjusting knob up and turn clockwise. To reduce pressure, turn knob counter clockwise.
- Two ¼" NPT gauge ports located on the front and rear faces of the body; ports may be used as additional regulated ports or for pressure gauges.
- models supplied without gauge use a GC230 gauge
- maximum operating conditions:
300 PSIG (20.7 bar) and 32°F to 150°F (0°C to 66°C)

Size	Flow (SCFM)	With Gauge Part #	Without Gauge Part #
¼"	82	R18-02RG	R18-02R
⅜"	97	R18-03RG	R18-03R
½"	97	R18-04RG	R18-04R

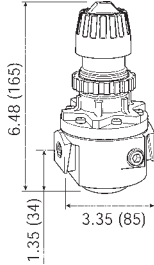


See pages 397 to 400 for accessories.

FRL's are designed for air service only, unless otherwise indicated.

SCFM ratings at 100 PSIG inlet pressure.

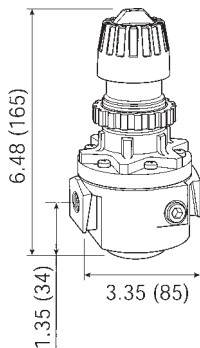
R26 Standard Regulators

**Features:**

- 0-125 PSI adjusting range
- non-rising push/pull locking adjustment knob
- panel mount nut standard
- excellent flow characteristics
- can be installed with the adjusting knob in any position
- To increase regulated pressure, pull adjusting knob up and turn clockwise. To reduce pressure, turn knob counter clockwise.
- two 1/4" NPT gauge ports standard on models without gauge, one 1/4" NPT gauge port standard on models with gauge - can be used for additional outlet ports
- models supplied without gauge use a GC230 gauge
- maximum operating conditions:
300 PSIG (20.7 bar) and 32°F to 150°F (0°C to 66°C)

Size	Flow (SCFM)	With Gauge	Without Gauge
		Part #	Part #
1/4"	112	R26-02RG	R26-02R
3/8"	148	R26-03RG	R26-03R
1/2"	185	R26-04RG	R26-04R

R26 High Pressure Standard Regulators

**Features:**

- 0-250 PSI adjusting range
- self-relieving standard
- non-rising push/pull locking adjustment knob
- panel mount nut standard
- excellent flow characteristics
- can be installed with the adjusting knob in any position
- two 1/4" NPT gauge ports standard on models without gauge, one 1/4" NPT gauge port standard on models with gauge can be used for additional outlet ports
- models supplied without gauge use a GC240 gauge
- maximum operating conditions: **300 PSIG (20.7 bar) and 32°F to 150°F (0°C to 66°C)**

Size	Flow (SCFM)	With Gauge	Without Gauge
		Part #	Part #
1/4"	112	R26-02RHG	R26-02RH
3/8"	148	R26-03RHG	R26-03RH
1/2"	185	R26-04RHG	R26-04RH

See pages 397 to 400 for accessories.



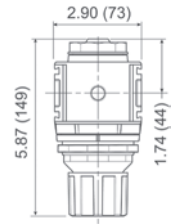
FRL's are designed for air service only, unless otherwise indicated.

SCFM ratings at 100 PSIG inlet pressure.

R28 Standard Regulators

Features:

- 0-125 PSI adjusting range
- self-relieving standard
- four adjusting pressure ranges available
- To increase regulated pressure, pull adjusting knob up and turn clockwise. To reduce pressure, turn knob counter clockwise.
- Two ¼" NPT gauge ports located on the front and rear faces of the body; ports may be used as additional regulated ports or for pressure gauges.
- models supplied without gauge use a GC230 gauge
- maximum operating conditions:
300 PSIG (20.7 bar) and 32°F to 150°F (0°C to 66°C)



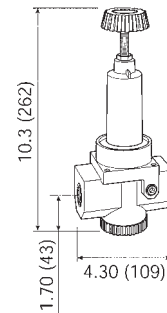
Size	Flow (SCFM)	With Gauge Part #	Without Gauge Part #
⅜"	162	R28-03RG	R28-03R
½"	170	R28-04RG	R28-04R
¾"	176	R28-06RG	R28-06R

Pneumatic Accessories

R30 High Flow Regulators

Features:

- 0-125 PSI adjusting range
- self-relieving standard
- piston operated
- can be installed with the adjusting knob in any position
- To increase regulated pressure, pull adjusting knob up and turn clockwise. To reduce pressure, turn knob counter clockwise.
- two ¼" NPT gauge ports standard on models without gauge, one ¼" NPT gauge port standard on models with gauge - can be used for additional outlet ports
- models supplied without gauge use a GC230 gauge
- maximum operating conditions:
300 PSIG (20.7 bar) and 32°F to 150°F (0°C to 66°C)



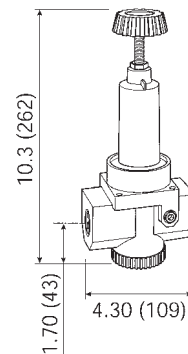
Size	Flow (SCFM)	With Gauge Part #	Without Gauge Part #
¾"	481	R30-06RG	R30-06R
1"	500	R30-08RG	R30-08R



R30 High Pressure High Flow Regulators

Features:

- 0-180 PSI adjusting range
- self-relieving standard
- piston operated
- can be installed with the adjusting knob in any position
- To increase regulated pressure, pull adjusting knob up and turn clockwise. To reduce pressure, turn knob counter clockwise.
- two ¼" NPT gauge ports standard on models without gauge, one ¼" NPT gauge port standard on models with gauge - can be used for additional outlet ports
- models supplied without gauge use a GC240 gauge
- maximum operating conditions:
300 PSIG (20.7 bar) and 32°F to 150°F (0°C to 66°C)




Size	Flow (SCFM)	With Gauge Part #	Without Gauge Part #
¾"	481	R30-06RHG	R30-06RH
1"	500	R30-08RHG	R30-08RH

See pages 397 to 400 for accessories.

FRL's are designed for air service only, unless otherwise indicated.

SCFM ratings at 100 PSIG inlet pressure.




R40 High Flow Regulators

Features:

- 0-125 PSI adjusting range
- self-relieving standard
- piston operated
- can be installed with the adjusting knob in any position
- To increase regulated pressure, pull adjusting knob up and turn clockwise. To reduce pressure, turn knob counter clockwise.
- two ¼" NPT gauge ports standard on models without gauge, one ¼" NPT gauge port standard on models with gauge - can be used for additional outlet ports
- models supplied without gauge use a GC230 gauge
- maximum operating conditions:
300 PSIG (20.7 bar) and 32°F to 150°F (0°C to 66°C)

Size	Flow (SCFM)	With Gauge Part #	Without Gauge Part #
1½"	1200	R40-0BRG	R40-0BR
2"	1200	R40-0CRG	R40-0CR

R40 High Pressure High Flow Regulators

**Features:**

- 0-180 PSI adjusting range
- self-relieving standard
- piston operated
- can be installed with the adjusting knob in any position
- To increase regulated pressure, pull adjusting knob up and turn clockwise. To reduce pressure, turn knob counter clockwise.
- two ¼" NPT gauge ports standard on models without gauge, one ¼" NPT gauge port standard on models with gauge - can be used for additional outlet ports
- models supplied without gauge use a GC240 gauge
- maximum operating conditions:
300 PSIG (20.7 bar) and 32°F to 150°F (0°C to 66°C)

Size	Flow (SCFM)	With Gauge Part #	Without Gauge Part #
1½"	1200	R40-0BRHG	R40-0BRH
2"	1200	R40-0CRHG	R40-0CRH

See pages 397 to 400 for accessories.



FRL's are designed for air service only, unless otherwise indicated.

SCFM ratings at 100 PSIG inlet pressure.

CB6 Compact Filter / Regulators

Over-under units are space savers and provide for installation in tight areas. One common inlet/outlet for both filter and regulator saves on piping costs.

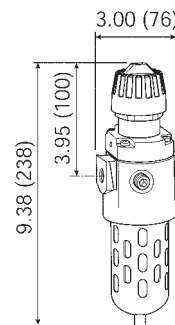
Features:

- 0-125 PSIG adjusting range
- 5 micron reusable element
- self-relieving standard
- diaphragm operated
- quick-disconnect bowl guard with integral plastic bowl and safety latch standard
- Two ¼" gauge ports are provided in either side of the regulator body for installation of a gauge or to use as an additional outlet port. Plug unused port(s).
- supplied with GC230 gauge
- maximum operating conditions:
 - transparent bowl: **150 PSIG** (10.3 bar) and **32°F to 125°F (0°C to 52°C)**
 - metal bowl: **200 PSIG** (13.8 bar) and **32°F to 150°F (0°C to 66°C)**

Size	Flow (SCFM)	Transparent Bowl and Guard		Metal Bowl with Sight Glass	
		Automatic Drain Part #	Manual Drain Part #	Automatic Drain Part #	Manual Drain Part #
¼"	64	CB6-02AG	CB6-02MG	CB6-02AGMB	CB6-02MGMB
⅜"	70	CB6-03AG	CB6-03MG	CB6-03AGMB	CB6-03MGMB
½"	70	CB6-04AG	CB6-04MG	CB6-04AGMB	CB6-04MGMB



with guard



Pneumatic Accessories

B18 Compact Filter / Regulators

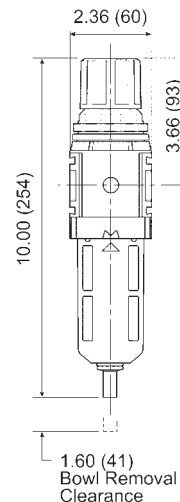
Features:

- 5-125 PSIG adjusting range for transparent bowl with guard
- 10-250 PSIG adjusting range for metal bowl with sight glass
- 5 micron element
- 1.72 oz. bowl
- self-relieving standard
- spring-loaded diaphragm
- To increase regulated pressure, pull adjusting knob and turn clockwise. To reduce pressure, turn knob counter clockwise. To lock knob, push down.
- Two ¼" gauge ports located on the front and rear faces of the body. These ports may be used as additional regulated ports or for pressure gauges. Plug unused port(s).
- transparent bowl supplied with GC230 gauge
- metal bowl supplied with GC240 gauge
- maximum operating conditions:
 - transparent bowl: **150 PSIG** (10.3 bar) and **32°F to 125°F (0°C to 52°C)**
 - metal bowl: **250 PSIG** (17.2 bar) and **32°F to 150°F (0°C to 66°C)**

Size	Flow (SCFM)	Transparent Bowl and Guard		Metal Bowl with Sight Glass	
		Automatic Drain Part #	Manual Drain Part #	Automatic Drain Part #	Manual Drain Part #
¼"	88	B18-02AG	B18-02MG	B18-02AGMB	B18-02MGMB
⅜"	117	B18-03AG	B18-03MG	B18-03AGMB	B18-03MGMB
½"	121	B18-04AG	B18-04MG	B18-04AGMB	B18-04MGMB



with metal bowl



See pages 397 to 400 for accessories.

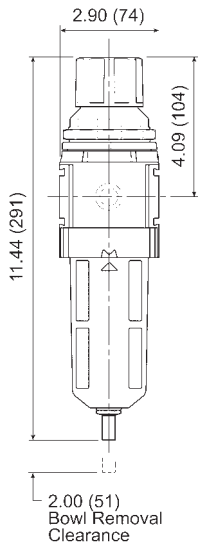
FRL's are designed for air service only, unless otherwise indicated.

SCFM ratings at 100 PSIG inlet pressure.

B28 Standard Filters/Regulators



with transparent bowl

**Features:**

- 5-125 PSIG adjusting range for transparent bowl with guard
- 10-250 PSIG adjusting range for metal bowl with sight glass
- 5 micron element
- 2.87 oz. bowl
- self-relieving standard
- spring-loaded diaphragm
- To increase regulated pressure, pull adjusting knob and turn clockwise. To reduce pressure, turn knob counter clockwise. To lock knob, push down.
- Two 1/4" gauge ports located on the front and rear faces of the body. These ports may be used as additional regulated ports or for pressure gauges. Plug unused port(s).
- transparent bowl supplied with GC230 gauge
- metal bowl supplied with GC240 gauge
- maximum operating conditions:
 - transparent bowl: **150 PSIG** (10.3 bar) and **32°F to 125°F (0°C to 52°C)**
 - metal bowl: **250 PSIG** (17.2 bar) and **32°F to 150°F (0°C to 66°C)**

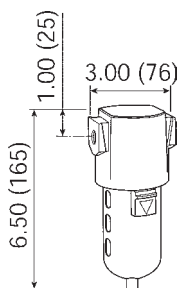
Size	Flow (SCFM)	Transparent Bowl and Guard		Metal Bowl with Sight Glass	
		Automatic Drain Part #	Manual Drain Part #	Automatic Drain Part #	Manual Drain Part #
3/8"	140	B28-03AG	B28-03MG	B28-03AGMB	B28-03MGMB
1/2"	165	B28-04AG	B28-04MG	B28-04AGMB	B28-04MGMB
3/4"	175	B28-06AG	B28-06MG	B28-06AGMB	B28-06MGMB

See pages 397 to 400 for accessories.
SCFM ratings at 100 PSIG inlet pressure.

L16 EconOmist® Compact Lubricators



transparent bowl with guard



Designed so that all the oil flow observed in the sight dome is broken into a mist and delivered via the airflow to the application. The oil in the bowl can be filled or replenished without interrupting airflow or bleeding pressure from the system. Once the oil-fill cap is removed, the bowl is depressurized and isolated from line pressure, and the bowl itself can then be removed for faster refill, if desired. The bowl can be filled right to the top.

Features:

- 5 oz. bowl
- full view sight dome
- fill under pressure design
- maximum operating conditions:
 - transparent bowl: **150 PSIG** (10.3 bar) and **32°F to 125°F (0°C to 52°C)**
 - metal bowl: **200 PSIG** (13.8 bar) and **32°F to 150°F (0°C to 66°C)**

Size	Flow (SCFM)	Transparent Bowl Part #	Metal Bowl Part #
1/4"	36.1	L16-02A	L16-02AMB
3/8"	58.5	L16-03A	L16-03AMB
1/2"	64.0	L16-04A	L16-04AMB

See pages 397 to 400 for accessories.
See page 363 for air tool lubricant.

! FRL's are designed for air service only, unless otherwise indicated.

SCFM ratings at 150 PSIG inlet pressure.

Flow Guide®

The elastomer disc-shaped device is located in the throat of all Wilkerson lubricators and automatically maintains a constant ratio of oil flow to airflow regardless of changing rates of airflow. This allows one lubricator to serve several pneumatic components operating together or intermittently.

Type of oil to use:

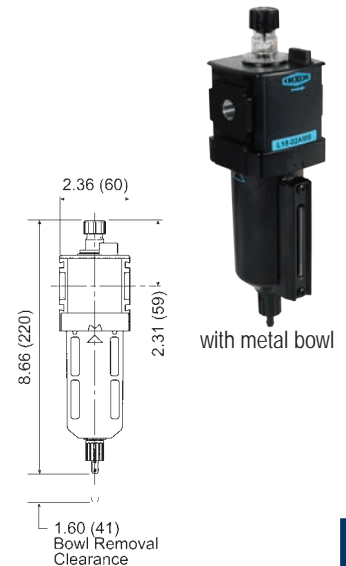
For all Wilkerson lubricators, use any petroleum-base, non-detergent light weight oil (SAE 10/150SSU) which will readily break up into a mist, i.e., Mobil DTE light or comparable oil. Do not use synthetic oil or any oils containing additives or solvents. See page 367 for air tool lubricants.

L18 EconOmist® Compact Lubricators

Features:

- 4 oz. bowl
- manual drain
- high flow capacity
- can be filled under pressure
- To adjust and set oil delivery rate the unit must be pressurized and air must be flowing through the unit. Turn the sight dome, located on the top of the unit, counter clockwise to initiate oil delivery. The rate of oil delivery depends on air flow rate. If flow increases or decreases, the oil delivery rate will increase or decrease proportionally. Turning the sight dome clockwise will stop all oil delivery.
- maximum operating conditions:
 - transparent bowl: **150 PSIG** (10.3 bar) and **32°F to 125°F (0°C to 52°C)**
 - metal bowl: **250 PSIG** (17.2 bar) and **32°F to 150°F (0°C to 66°C)**

Size	Flow (SCFM)	Transparent Bowl Part #	Metal Bowl Part #
¼"	88	L18-02A	L18-02AMB
⅜"	90	L18-03A	L18-03AMB
½"	96	L18-04A	L18-04AMB



L26 EconOmist® Standard Lubricators

Features:

- 10 oz. bowl
- adjustable oil feed
- can be filled under pressure
- quick-disconnect metal bowl guard with integral safety latch
- siphon tube filter provides clean lubricant downstream
- The rate of oil delivery may be controlled by turning the adjusting screw counter clockwise for more and clockwise for less oil delivery. If flow increases or decreases, the oil delivery rate will increase or decrease proportionally.
- maximum operating conditions:
 - transparent bowl: **150 PSIG** (10.3 bar) and **32°F to 125°F (0°C to 52°C)**
 - metal bowl: **200 PSIG** (13.8 bar) and **32°F to 150°F (0°C to 66°C)**

Size	Flow (SCFM)	Transparent Bowl Part #	Metal Bowl ¹ Part #
¼"	35	L26-02A	L26-02AMB
⅜"	60	L26-03A	L26-03AMB
½"	128	L26-04A	L26-04AMB

¹ metal bowl has sight gauge with brass petcock drain



See pages 397 to 400 for accessories.

See page 363 for air tool lubricant.



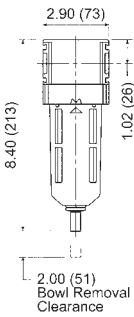
FRL's are designed for air service only, unless otherwise indicated.

SCFM ratings at 150 PSIG inlet pressure.

L28 EconOmist® Standard Lubricators



with metal bowl

**Features:**

- 6.11 oz. bowl
- manual drain
- high flow capacity
- can be filled under pressure
- To adjust and set oil delivery rate the unit must be pressurized and air must be flowing through the unit. Turn the sight dome, located on the top of the unit, counter clockwise to initiate oil delivery. If flow increases or decreases, the oil delivery rate will increase or decrease proportionally. Turning the sight dome clockwise will stop all oil delivery.
- maximum operating conditions:
 - transparent bowl: **150 PSIG** (10.3 bar) and **32°F to 125°F (0°C to 52°C)**
 - metal bowl: **250 PSIG** (17.2 bar) and **32°F to 150°F (0°C to 66°C)**

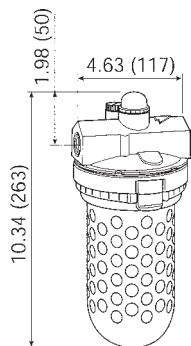
Size	Flow (SCFM)	Transparent Bowl Part #	Metal Bowl Part #
3/8"	176	L28-03A	L28-03AMB
1/2"	184	L28-04A	L28-04AMB
3/4"	200	L28-06A	L28-06AMB

SCFM ratings at 150 PSIG inlet pressure.

L30 EconOmist® Standard Lubricators



with metal bowl

**Features:**

- 26 oz. bowl
- transparent bowl: no drain
metal bowl: manual brass petcock drain
- can be filled under pressure
- The rate of oil delivery may be controlled by turning the adjusting screw counter clockwise for more and clockwise for less oil delivery. The oil delivery rate will change automatically to deliver more oil during higher air flows and less oil for air flows lower than the one at which the setting was made.
- maximum operating conditions:
 - transparent bowl: **150 PSIG** (10.3 bar) and **32°F to 125°F (0°C to 52°C)**
 - metal bowl: **200 PSIG** (13.8 bar) and **32°F to 150°F (0°C to 66°C)**

Size	Flow (SCFM)	Transparent Bowl Part #	Metal Bowl Part #
3/4"	196	L30-06A	L30-06AMB
1"	374	L30-08A	L30-08AMB

SCFM ratings at 120 PSIG inlet pressure.

See pages 397 to 400 for accessories.
See page 363 for air tool lubricant.

 FRL's are designed for air service only, unless otherwise indicated.

L40 & L50 EconOmist® Standard Lubricators

Features:

- 26 oz. bowl
- transparent bowl: solid bottom
metal bowl: manual drain with sight glass
- full view sight dome
- adjustable oil feed
- can be filled under pressure
- quick-disconnect clamp ring for easy bowl removal
- The rate of oil delivery may be controlled by turning the adjusting screw counter clockwise for more and clockwise for less oil delivery. The oil delivery rate will change automatically to deliver more oil during higher air flows and less oil for air flows lower than the one at which the setting was made.
- maximum operating conditions:
 - transparent bowl: **150 PSIG** (10.3 bar) and **32°F to 125°F (0°C to 52°C)**
 - metal bowl: **200 PSIG** (13.8 bar) and **32°F to 150°F (0°C to 66°C)**

Size	Flow (SCFM)	Transparent Bowl Part #	Metal Bowl with Sight Glass Part #
1½"	927	L40-0BA	L40-0BAMB
2"	1186	L50-0CA	L50-0CAMB



transparent bowl with guard

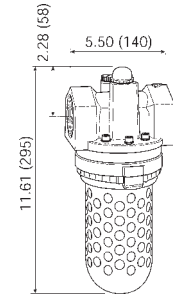


illustration represents L40 series

See pages 397 to 400 for accessories.
See page 363 for air tool lubricant.

FRL's are designed for air service only, unless otherwise indicated.
SCFM ratings at 120 PSIG inlet pressure.

Pneumatic Accessories

C16 Compact Combination Units

Features:

- maximum operating conditions:
 - transparent bowl: **150 PSIG** (10.3 bar) and **32°F to 125°F (0°C to 52°C)**
 - metal bowl: **200 PSIG** (13.8 bar) and **32°F to 175°F (0°C to 80°C)**
- Included components:
 - (2) modular sleeves
 - (2) mounting brackets (sleeve and bracket)
 - (2) end blocks

Filter series F16:

- 5 micron element
- 2.7 oz. bowl

Regulator series R16:

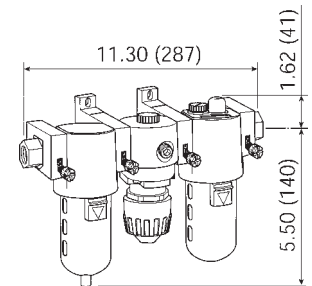
- 0-125 PSI adjusting range
- self-relieving
- supplied with a GC230 gauge

Lubricator series L16:

- 5 oz. bowl
- adjustable oil feed
- full view sight dome



transparent bowl with guard

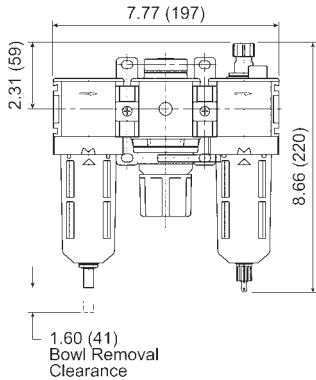


Size	Flow (SCFM)	Transparent Bowl and Guard		Metal Bowl with Sight Glass	
		Automatic Drain Part #	Manual Drain Part #	Automatic Drain Part #	Manual Drain Part #
¼"	36.1	C16-02A	C16-02M	C16-02AMB	C16-02MMB
⅜"	58.5	C16-03A	C16-03M	C16-03AMB	C16-03MMB
½"	64.0	C16-04A	C16-04M	C16-04AMB	C16-04MMB

FRL's are designed for air service only, unless otherwise indicated.
SCFM ratings at 150 PSIG inlet pressure.



with metal bowl



C18 Compact Combination Units

Features:

- maximum operating conditions:
 - transparent bowl: **150 PSIG** (10.3 bar) and **32°F to 125°F (0°C to 52°C)**
 - metal bowl: **250 PSIG** (17.2 bar) and **32°F to 150°F (0°C to 66°C)**
- Included components:
 - (2) end blocks
 - (2) mounting brackets with joiner set and port O-ring

Filter series F18:

- 5 micron element
- 1.72 oz. bowl

Regulator series R18:

- 0-125 PSI adjusting range
- self-relieving
- supplied with a GC230 gauge

Lubricator series L18:

- 4 oz. bowl
- adjustable oil feed
- full view sight dome

Size	Flow (SCFM)	Transparent Bowl and Guard		Metal Bowl with Sight Glass	
		Automatic Drain Part #	Manual Drain Part #	Automatic Drain Part #	Manual Drain Part #
¼"	110	C18-02A	C18-02M	C18-02AMB	C18-02MMB
⅜"	160	C18-03A	C18-03M	C18-03AMB	C18-03MMB
½"	160	C18-04A	C18-04M	C18-04AMB	C18-04MMB

C26 Standard Combination Units

Features:

- maximum operating conditions:
 - transparent bowl: **150 PSIG** (10.3 bar) and **32°F to 125°F (0°C to 52°C)**
 - metal bowl: **200 PSIG** (13.8 bar) and **32°F to 175°F (0°C to 80°C)**
- Included components:
 - (2) modular sleeves
 - (2) mounting brackets (sleeve and bracket)
 - (2) end blocks

Filter series F26:

- 5 micron element
- 3.2 oz. bowl

Regulator series R26:

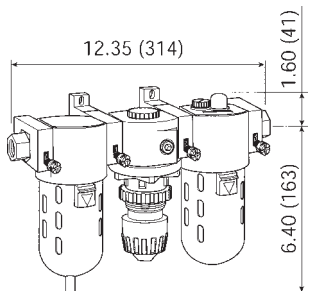
- 0-125 PSI adjusting range
- self-relieving
- supplied with a GC230 gauge

Lubricator series L26:

- 10 oz. bowl
- adjustable oil feed
- full view sight dome



with metal bowl



Size	Flow (SCFM)	Transparent Bowl and Guard		Metal Bowl	
		Automatic Drain Part #	Manual Drain Part #	Automatic Drain Part #	Manual Drain Part #
¼"	35	C26-02A	C26-02M	C26-02AMB	C26-02MMB
⅜"	60	C26-03A	C26-03M	C26-03AMB	C26-03MMB
½"	128	C26-04A	C26-04M	C26-04AMB	C26-04MMB



FRL's are designed for air service only, unless otherwise indicated.

SCFM ratings at 150 PSIG inlet pressure.

C28 Standard Combination Units

Features:

- modern design and appearance
- quick disconnect bowl / bowl guard
- maximum operating conditions:
 - transparent bowl: **150 PSIG** (10.3 bar) and **32°F to 150°F (0°C to 65.5°C)**
 - metal bowl: **250 PSIG** (17.2 bar) and **32°F to 150°F (0°C to 66°C)**
- Included components:
 - (2) end blocks
 - (2) mounting brackets with joiner set and port O-ring

Filter series F28:

- 5 micron element
- 2.87 oz. bowl

Regulator series R28:

- 0-125 PSI adjusting range
- self-relieving
- supplied with a GC230 gauge

Lubricator series L28:

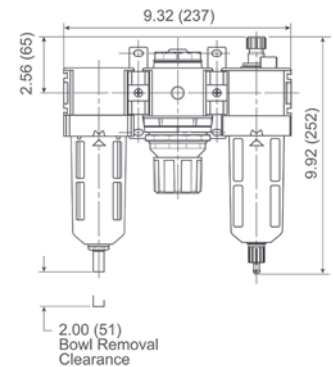
- 6 oz. bowl
- adjustable oil feed
- full view sight dome

Size	Flow (SCFM)	Transparent Bowl and Guard		Metal Bowl	
		Automatic Drain Part #	Manual Drain Part #	Automatic Drain Part #	Manual Drain Part #
3/8"	150	C28-03A	C28-03M	C28-03AMB	C28-03MMB
1/2"	175	C28-04A	C28-04M	C28-04AMB	C28-04MMB
3/4"	175	C28-06A	C28-06M	C28-06AMB	C28-06MMB

SCFM ratings given at 150 PSIG inlet pressure.



with metal bowl



C31 Jumbo Combination Units

Features:

- high flow capacity
- large bowl reservoir
- maximum operating conditions:
 - transparent bowl: **150 PSIG** (10.3 bar) and **32°F to 125°F (0°C to 52°C)**
 - metal bowl: **200 PSIG** (13.8 bar) and **32°F to 175°F (0°C to 80°C)**
- Included components:
 - (2) brass hex nipples

Filter series F30:

- 5 micron element
- 2 oz. bowl

Regulator series R30:

- 0-125 PSI adjusting range
- self-relieving
- supplied with a GC230 gauge

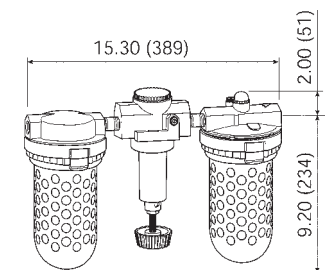
Lubricator series L30:

- 26 oz. bowl
- adjustable oil feed
- full view sight dome

Size	Flow (SCFM)	Transparent Bowl and Guard		Metal Bowl with Sight Glass	
		Automatic Drain Part #	Manual Drain Part #	Automatic Drain Part #	Manual Drain Part #
3/4"	374	C31-06A	C31-06M	C31-06AMB	C31-06MMB
1"	374	C31-08A	C31-08M	C31-08AMB	C31-08MMB



with metal bowl



FRL's are designed for air service only, unless otherwise indicated.

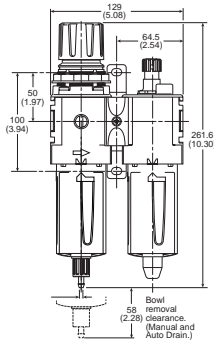
SCFM ratings given at 120 PSIG inlet pressure.

D18 Combination Units

Pneumatic
Accessories



with transparent bowl and guard



Features:

- light weight, Ready-to-Mount assembly comes standard with pressure gauge and modular T-Bracket/Joiner Assembly
- components integrated into single unit
- modern design and appearance
- quick disconnect bowl / bowl guard
- maximum operating conditions:
 - transparent bowl: **150 PSIG** (10.3 bar) and **32°F to 125°F (0°C to 52°C)**
 - metal bowl: **250 PSIG** (17.2 bar) and **32°F to 150°F (0°C to 66°C)**
- 5 micron element
- 4 oz. bowl/lubricator

Regulator

- 0-125 PSI adjusting range
- self-relieving
- supplied with gauge
- 1.72 oz. bowl/filter

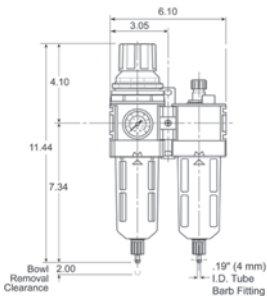
Size	Flow (SCFM)	Transparent Bowl and Guard	Metal Bowl / Sight Gauge
		Manual Drain Part #	Manual Drain Part #
1/2"	175	<i>D18-04M</i>	<i>D18-04MMB</i>

SCFM ratings at 150 PSIG inlet pressure.

D28 Combination Units



with metal bowl



Features:

- light weight, Ready-to-Mount assembly comes standard with pressure gauge and modular T-Bracket/Joiner Assembly
- components integrated into single unit
- modern design and appearance
- quick disconnect bowl / bowl guard
- maximum operating conditions:
 - **250 PSIG** (17.2 bar) and **32°F to 150°F (0°C to 66°C)**
- 5 micron element
- 6 oz. bowl/lubricator

Regulator

- 0-125 PSI adjusting range
- self-relieving
- supplied with gauge
- 2.87 oz. bowl/filter

Size	Flow (SCFM)	Metal Bowl / Sight Gauge
		Manual Drain Part #
1/2"	110	<i>D28-04MMB</i>
3/4"	130	<i>D28-06MMB</i>

! FRL's are designed for air service only, unless otherwise indicated.

SCFM ratings given at 150 PSIG inlet pressure.

C31 Combination Unit with Protective Frame

Application:

Provides downstream air preparation with protection and convenience.

Features:

Include components:

- C31-08AMB 1" FRL with metal bowls and auto drain filter
- BBLV100 1" brass ball valve and AM12 air king on inlet port
- BBV100DTW 3-way ball valve installed between regulator and lubricator provides option for non-lubricated air
- heavy duty frame protects air prep components
- operating:
 - maximum pressure: **250 PSIG**
 - temperature range: **40°F to 150°F (4°C to 66°C)**
 - flow: 320 SCFM



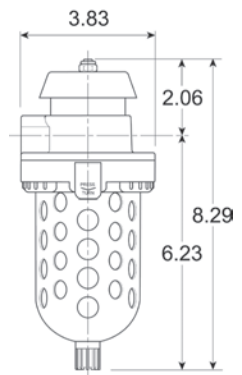
Pneumatic Accessories

Size	Part #
1"	C31-08FRAME

F23 Exhaust Muffler

Features:

- The contaminants in the exhaust flow are mechanically separated and twice filtered to 5 micron levels. The clean, muffled exhaust flows out of the unit under the metal hood on top.
- removes oily aerosols from exhaust flows
- one inlet port
- 5 micron element
- quick disconnect clamp ring for easy bowl removal
- manual drain
- operating:
 - maximum pressure: **150 PSIG (10.3 bar)**
 - temperature range: **32°F to 125°F (0°C to 52°C)**

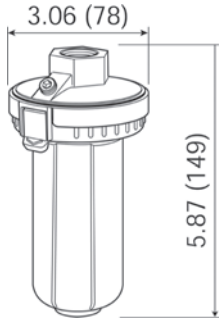


Size	Flow @ 90 PSI	Transparent Bowl with Guard Part #
½"	240 SCFM	F23-04M

FRL's are designed for air service only, unless otherwise indicated.



with metal bowl



X02 Automatic Drains

As liquid contaminants collect in the bowl, they raise a closed-cell cellular float. When the liquid level reaches a given point, the float triggers a mechanism which pilots line pressure against a large area piston or diaphragm which snaps open the drain valve. The contaminants are discharged from the drain orifice at line pressure. As the liquid level falls, the pilot valve closes, line pressure against the piston/diaphragm returns to atmosphere and the drain valve snaps closed.

Features:

- 5 oz. bowl
- fully automatic, float operated
- full ½" NPT drain inlet
- quick-disconnect clamp ring for easy bowl removal when servicing
- no electrical connections
- easy installation
- maximum operating conditions:
 - transparent bowl: **150 PSIG** (10.3 bar) and **32°F to 125°F (0°C to 52°C)**
 - metal bowl: **200 PSIG** (13.8 bar) and **32°F to 150°F (0°C to 66°C)**

Size	Transparent Bowl Part #	Metal Bowl Part #
½"	X02-04	X02-04MB

Lockout Valves

Application:

Lockout valves are installed in pneumatic drop legs, or individual pneumatic control lines. In accordance with OSHA procedures, lockout valves are used during maintenance and service procedures of pneumatically (air) operated equipment.



Features:

- used to comply with OSHA 29 CFR part 1910
- built in port for pressure verification to meet ANSI B11 and Pmm155 requirements
- inline or surface mountable
- yellow cast aluminum body with red handle
- pressure range: **15-300 PSI**
- temperature range: **40°F to 175°F (4°C to 79°C)**

Port In/Out	Port Exhaust	Part #
½"	¾"	LV4N6D
¾"	¾"	LV6N6D
¾"	1¼"	LV6NAD
1"	1¼"	LV8NAD

Filter Elements

Used On	Description	Part #
F03	5 micron element	PS403
F08		FRP-96-729
F16		FRP-95-160
F18		FRP-96-639
F26		FRP-95-115
F28		FRP-96-653
F30		FRP-95-209
F35		FRP-95-505
F42		FRP-95-566



FRP-95-115

Pneumatic
Accessories

Coalescing Filter Elements

Used On	Description	Part #
M16, M26, M30	type B element (0.5 micron)	MSP-95-989
M16	type C element (0.01 micron)	MTP-95-548
M26	type C element (0.01 micron)	MTP-95-549
M30	type C element (0.01 micron)	MTP-95-551
M35	type C element (0.01 micron)	MTP-95-502



MTP-95-548

Desiccant Dryer Gel Refill

Used On	Description	Part #
X03	8 bags of silica gel refill	DRP-85-059



Filter Bowls with Drain

Used On	Description	Part #
F08	plastic bowl with guard and manual drain	GRP-96-712
F16, M16	plastic bowl and metal bowl guard with flex tip drain	FRP-95-014
	plastic bowl and metal bowl guard with auto drain	FRP-95-015
	plastic bowl with manual drain	FRP-95-017
	metal bowl with sight glass and manual drain	GRP-95-133
	metal bowl with auto drain	FRP-95-950
F18	plastic bowl and bowl guard with manual drain	GRP-96-634
	plastic bowl and bowl guard with auto drain	GRP-96-635
	metal bowl with sight glass and manual drain	GRP-96-636
F26, M26	plastic bowl and metal bowl guard with flex tip drain	GRP-95-935
	plastic bowl and metal bowl guard with auto drain	GRP-95-948
	metal bowl with sight glass and manual drain	GRP-95-931
	metal bowl with auto drain	GRP-95-960
F28	plastic bowl, bowl guard, manual drain	GRP-96-642
	metal bowl, with sight glass, manual drain	GRP-96-644
F30, M30	plastic bowl and metal bowl guard with manual drain	FRP-95-832
	plastic bowl and metal bowl guard with auto drain	FRP-95-775
	plastic bowl with flex tip drain	FRP-96-315
	metal bowl with sight glass and manual drain	GRP-95-676
	metal bowl with auto drain	GRP-95-970



FRP-95-015



GRP-96-001

Filter Drains

Used On	Description	Part #
F16, F18, F26, F28, F30, F35, M16, M26, M30, M32, M35	automatic drain with flourocarbon seal	GRP-95-981
F16, F18, F26, F28, F30, M16, M26, M30	automatic float drain with a nitrile seal	GRP-95-973
F16, F18, F26, F28, F30, F35, M16, M26, M30, M35	manual override drain	GRP-96-001
F16, F26, F30, M16, M26, M30	manual petcock drain for use with metal bowl units	GRP-95-182
F16, F26, F30, M16, M26, M30	manual flex tip drain	FRP-95-610
F18, F28	manual drain	GRP-96-685

Sight Glass Kit



Used On	Description	Part #
M16, M26	sight glass kit for metal bowls	GRP-95-079

Differential Pressure Indicators

Features:

- used to replace damaged indicators on filters and modular coalescing filters
- pressure loss changes color of indicator window from green to red



DP2-01-000

Used On	Description	Part #
M16, M26, M30, M32	indicator	DP2-01-000
F35, M35	indicator	DP2-01-001

Regulator Spring



Used On	Description	Part #
R16	0-50 PSI spring	RRP-95-222

Regulator Flush Mounted Gauge



Application:

- for units originally purchased with a flush mounted gauge

Used On	Description	Part #
R08	0-160 PSI	GRP-96-719

Ring Style Tamper Resistant Kits



RPA-95-006

Used On	Description	Part #
R08	ring style tamper resistant kit	RPA-96-735
R16,R26		RPA-95-006
R18		RRP-96-671
R28		RRP-96-672

Regulator Repair Kits

Used On	Description	Part #
R16	self-relieving repair kit	RRP-95-131
R18	relieving diaphragm assembly	RRP-96-656
R26	self-relieving repair kit	RRP-95-952
R28	relieving diaphragm assembly	RRP-96-986
R30	valve assembly: valve, spring, bottom plug O-ring	RRP-95-159
R40	valve assembly: valve, spring, retaining ring O-ring	RRP-95-161



RRP-95-952

Pneumatic
Accessories

Lubricator Bowls and Bowl Guards

Used On	Description	Part #
L08	plastic bowl with guard and manual drain	LRP-96-736
L16	metal bowl with sight glass and manual drain	GRP-95-133
	plastic bowl with guard and manual drain	GRP-95-019
	plastic bowl with no drain	LRP-96-937
L18	metal bowl with sight glass, manual drain	GRP-96-636
	plastic bowl with guard and manual drain	LRP-96-701
L26	metal bowl with sight glass and manual drain	GRP-95-931
	plastic bowl with no drain	LRP-96-938
L28	metal bowl with sight glass, manual drain	GRP-96-644
	plastic bowl with guard and manual drain	LRP-96-702
L30, L40	metal bowl with sight glass and manual drain	GRP-95-676
L30, L40, L50	plastic bowl with no drain	LRP-96-940



GRP-95-019

Sight Domes and Fill Plugs

Used On	Description	Part #
L08, L16, L26	sight dome kit: dome and O-ring	LRP-95-239
L08	fill plug kit: fill plug and O-ring	LRP-96-730
L16, L26, L30	fill plug kit: fill plug and O-ring	LRP-95-253
L18, L28	sight dome assembly (new style)	LRP-96-310
L30, L40, L50	sight dome kit: dome and O-ring	LRP-95-249
L40, L50	fill plug kit: fill plug and O-ring	LRP-95-250



LRP-95-249

Modular Shut-Off Valves

Application:

- Useful for isolating and depressurizing a downstream unit requiring maintenance or replacement.

Features:

- can be installed immediately upstream of a single unit or combination of units
- secure to the unit with a modular sleeve or modular sleeve wall mounting bracket
- ball-type valve operates with a 1/4 turn from open to shut position
- can be locked in the open position
- left to right flow



GPA-95-098

Used On	Description	Part #
F16, F26, R16, B26, L16, L26	¼" NPT safety shut-off valve	GPA-95-096
	⅜" NPT safety shut-off valve	GPA-95-097
	½" NPT safety shut-off valve	GPA-95-098

Modular Blocks



GPA-95-919



GPA-95-223



GPA-96-610

Features:

Manifold Block

- flexible installation can be installed after the filter or regulator, providing three additional 1/4" NPT tapped auxiliary ports
- 1/2" inlet/outlet ports non-tapped
- 1-17/32" width

End Block

- When used with the modular sleeve, end blocks allow a single unit or a combination of units to be piped into the air system in the modular mode.
- allows ease of unit servicing or replacement without disturbing the air line connections

Used On	Description	Part #
F16, M16, F26, M26, R16, R26, L16, L26	manifold block, three 1/4" NPT auxiliary ports	GPA-95-919
	end block, 1/4" NPT	GPA-95-223
	end block, 3/8" NPT	GPA-95-224
	end block, 1/2" NPT	GPA-95-225
F18, F28, R18, R28, L18, L28	end block, 1/4" NPT	GPA-96-610
	end block, 3/8" NPT	GPA-96-611
	end block, 1/2" NPT	GPA-96-612
	end block, 3/4" NPT	GPA-96-613

Features: Modular Pipe Adapters

- When used with the modular sleeve, adapter inserts allow a single unit or a combination of units to be piped into the air system in the modular mode.
- allows ease of unit servicing or replacement without disturbing the air line connections
- set includes 2 blocks



GPA-95-037

Used On	Description	Part #
F16, M16, F26, M26, R16, R26, L16, L26	1/4" NPT	GPA-95-035
	3/8" NPT	GPA-95-036
	1/2" NPT	GPA-95-037

Modular Sleeve

Features:

- design easily and quickly connects one or more units and accessories together without pipe nipples
- hand tightening the threaded pin provides a tight seal between the units



Used On	Description	Part #
F16, F26, R16, R26, L16, L26	modular sleeve	GPA-95-292

Modular Sleeve with T Bracket

Features:

- designed to mount a single unit or combination of units directly to the wall
- sleeve and mounting bracket can be ordered assembled, or just the mounting bracket alone for use on existing modular sleeves



GPA-95-969

Used On	Description	Part #
F16, F26, R16, R26, L16, L26	bracket sleeve and bracket	GPA-95-968 GPA-95-969

Mounting Brackets and Joiner Sets

Used On Filter/ Regulator/ Lubricator Series	Description	Part #
RB3	mounting bracket (type L) and nut	GRP-95-747
F03	mounting bracket	PS417B
F08	mounting bracket (type T) with joiner set and port O-ring	GPA-96-737
	mounting bracket (type C)	GPA-97-010
	joiner set and port O-ring	GPA-96-738
R08	mounting bracket (type L)	GRP-96-739
F16, M16	mounting bracket (type L)	GPA-95-016
R16	mounting bracket (type L) and nut	GPA-95-011
R16, R21, R26, R30, R40	wall mount bracket with 1/4" NPT gauge port adapter	RRP-95-590
F18	mounting bracket (type C)	GPA-96-604
	mounting bracket (type L)	GPA-96-606
F18, F28	mounting bracket (type T)	GPA-96-602
	mounting bracket (type T) with joiner set and port O-ring	GPA-96-603
F26, M26	mounting bracket (type L)	GPA-95-946
R26	mounting bracket (type C) and nut	RPA-95-947
F28	mounting bracket (type C)	GPA-96-605
	mounting bracket (type L)	GPA-96-607
F30	wall mount, U-bolt pipe clamp	GRP-95-734



GPA-96-737

FRL Display

Increase your sales with this heavy duty, point-of-purchase Dixon® FRL Display. Display is designed to highlight the features and benefits of a modular Filter-Regulator-Lubricator Combination Unit for air line services. The display is perfect for a "Will Call" or showroom sales area.

Features:

- FRL combination unit with standard metal bowl with sight glass and manual drain
- modular mounting clamps
- pipe adapters
- display stand
- assembly is required



Part #

WILK26DISPLAY

Note: this product will be discontinued once stock is depleted.



FRL Display

Increase your sales with this heavy duty, point-of-purchase Dixon® FRL Display. Display is designed to highlight the features and benefits of a modular Filter-Regulator-Lubricator Combination Unit for air line services. The display is perfect for your "Will Call" or showroom sales area.

Features:

- 74 Series basic combination unit with metal bowl with sight glass and manual drain
- modular mounting clamps
- pipe adapters
- display stand
- assembly is required

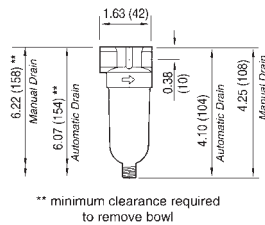
Part #

NOR74DISPLAY

Note: this product will be discontinued once stock is depleted.

Series I line of miniature filters, filter/regulators, regulators and lubricators in prepackaged clear plastic units are suitable for hanging on store peg racks or displays. The primary features of each unit are printed on the packaging. Each package contains 1 unit and an instruction sheet.

F07 Carded Miniature Filters

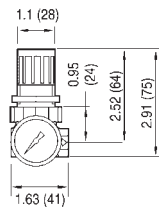


Features:

- 5 micron element
- 1 oz. reservoir
- inlet pressure **150 PSI** maximum
- maximum temperature: **125°F (52°C)**
- transparent bowl

Port Size	Flow (SCFM)	Automatic Drain Part #	Manual Drain Part #
1/4"	24	F07-200AC	F07-200MC

R07 Carded Miniature Regulator

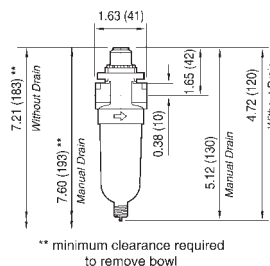


Features:

- pressure range 5-100 PSI
- relieving type
- inlet pressure **250 PSI** maximum
- maximum temperature: **150°F (66°C)**
- supplied with a GC620 gauge

Port Size	Flow (SCFM)	with Gauge Part #
1/4"	15	R07-200RGC

L07 Carded Miniature Lubricator



Features:

- 1 oz. reservoir
- inlet pressure **150 PSI** maximum
- maximum temperature: **125°F (52°C)**

Port Size	Flow (SCFM)	with Transparent Bowl Part #
1/4"	15	L07-200AC



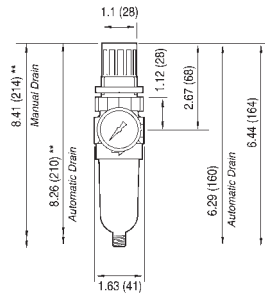
FRL's are designed for air service only, unless otherwise indicated.

SCFM ratings given at 100 PSIG inlet pressure for regulators, 90 PSIG all others.

B07 Carded Miniature Filter/Regulators

Features:

- pressure range 5-100 PSI
- relieving type
- 5 micron element
- 1 oz. reservoir
- push to lock adjusting knob
- inlet pressure **150 PSI** maximum
- maximum temperature: **125°F (52°C)**
- supplied with a GC620 gauge
- bowl guard not available
- transparent bowl



Pneumatic
Accessories

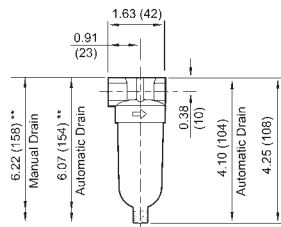
Port Size	Flow (SCFM)	Automatic Drain Part #	Manual Drain Part #
1/4"	14	B07-202AGC	B07-202MGC

** minimum clearance required to remove bowl

SCFM ratings given at 150 PSIG inlet pressure.

F07 Miniature Filters

- 5 micron element
- 1 oz. reservoir
- inlet pressure **150 PSI** maximum
- maximum temperature: **125°F (52°C)**
- transparent bowl



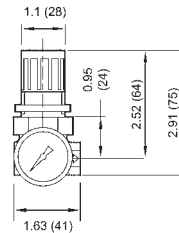
Port Size	Flow (SCFM)	Automatic Drain Part #	Manual Drain Part #
1/8"	19	F07-100A	F07-100M
1/4"	24	F07-200A	F07-200M

** minimum clearance to remove bowl

SCFM ratings given at 90 PSIG inlet pressure.

R07 Miniature Regulators

- pressure range 5-100 PSI
- relieving type
- inlet pressure **300 PSI** max.
- maximum temperature: **150°F (66°C)**
- regulation at flows up to 22 SCFM at 100 PSIG
- RG models supplied with a GC620 gauge
- panel nut not included

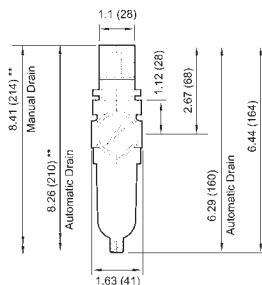


Port Size	Flow (SCFM)	with Gauge Part #	without Gauge Part #
1/8"	14	R07-100RG	R07-100R
1/4"	15	R07-200RG	R07-200R

SCFM ratings given at 100 PSIG inlet pressure.

B07 Miniature Filter / Regulators

- pressure range 5-100 PSI
- relieving type
- 5 micron element
- 1 oz. reservoir
- push to lock adjusting knob
- inlet pressure **150 PSI** maximum
- maximum temperature: **125°F (52°C)**
- supplied with a GC620 gauge
- bowl guard not available
- transparent bowl



Port Size	Flow (SCFM)	Automatic Drain Part #	Manual Drain Part #
1/8"	13	B07-102AG	B07-102MG
1/4"	24	B07-202AG	B07-202MG

** minimum clearance to remove bowl

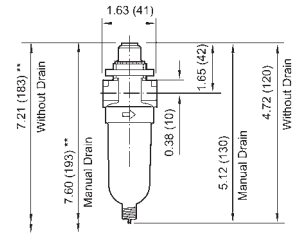
SCFM ratings given at 150 PSIG inlet pressure.

L07 Miniature Lubricators



- 1 oz. reservoir
- inlet pressure **150 PSI** maximum
- maximum temperature: **125°F (52°C)**

Port Size	Flow (SCFM)	Transparent Bowl Part #
1/8"	10	L07-100A
1/4"	14	L07-200A



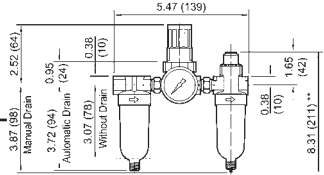
** minimum clearance to remove bowl

P1A Miniature Combination Units



- pressure range 5-125 PSI
- 1 oz. reservoir
- supplied with a GC620 gauge
- inlet pressure **150 PSI** maximum
- maximum temperature: **125°F (52°C)**
- transparent bowl

Port Size	Flow (SCFM)	Automatic Drain Part #	Manual Drain Part #
1/8"	10	P1A-100A	P1A-100M
1/4"	14	P1A-200A	P1A-200M



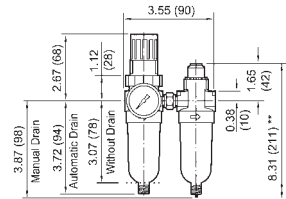
** minimum clearance to remove bowl

PTH Miniature Combination Units



- pressure range 5-125 PSI
- requires only 2 pipe connections
- inlet pressure **150 PSI** maximum
- maximum temperature: **125°F (52°C)**
- transparent bowl

Port Size	Flow (SCFM)	Automatic Drain Part #
1/8"	10	PTH-100AG
1/4"	14	PTH-200AG



** minimum clearance to remove bowl

F72 Sub-Compact Airline Filters

Features:

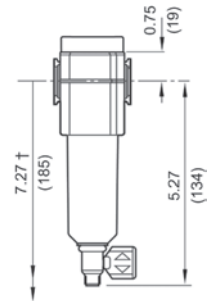
- particle removal per ISO 8573-1, Class 5 and Class 3
- 40 micron element
- 2 oz. reservoir
- quick-release bayonet bowl
- prismatic lens liquid level indicator
- inlet pressure:
 - transparent bowl: **150 PSI** and **125°F (52°C)**
 - metal bowl: **250 PSI** and **150°F (66°)**

Transparent Bowl

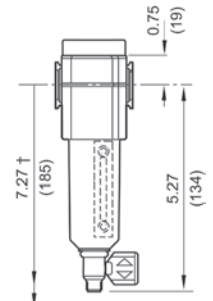
Port Size	Flow (SCFM)	Semi-Automatic Drain Part #	Manual Drain Part #
1/4"	55	F72G-2A	F72G-2M

Metal Bowl and Sight Glass

Port Size	Flow (SCFM)	Semi-Automatic Drain Part #	Manual Drain Part #
1/4"	55	F72G-2A-MB	F72G-2M-MB



† Minimum clearance to remove bowl



† Minimum clearance to remove bowl

with transparent bowl



with metal bowl

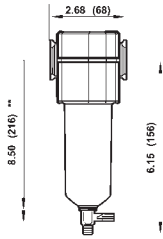
! FRL's are designed for air service only, unless otherwise indicated.

SCFM ratings at 100 PSIG inlet pressure for regulators, 90 PSIG all others.

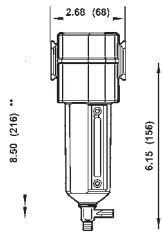
F73 Compact Airline Filters

Features:

- particle removal per ISO 8573-1, Class 5 and Class 3
- 40 micron element
- 4 oz. reservoir
- quick-release bayonet bowl
- prismatic lens liquid level indicator
- inlet pressure:
 - transparent bowl: **150 PSI** and **125°F (52°C)**
 - metal bowl: **250 PSI** and **175°F (79°C)**



** Minimum clearance required to remove bowl.



** Minimum clearance required to remove bowl.

Transparent Bowl

Port Size	Flow (SCFM)	Automatic Drain Part #	Manual Drain Part #
1/4"	53	F73G-2A	F73G-2M
3/8"	65	F73G-3A	F73G-3M
1/2"	69	F73G-4A	F73G-4M

Metal Bowl and Sight Glass

Port Size	Flow (SCFM)	Automatic Drain Part #	Manual Drain Part #
1/4"	53	F73G-2A-MB	F73G-2M-MB
3/8"	65	F73G-3A-MB	F73G-3M-MB
1/2"	69	F73G-4A-MB	F73G-4M-MB



with transparent bowl



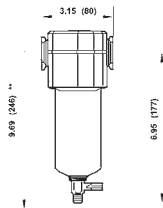
with metal bowl

Pneumatic Accessories

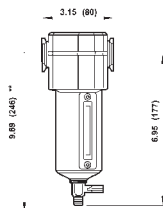
F74 Standard Airline Filters

Features:

- particle removal per ISO 8573-1, Class 5 and Class 3
- 40 micron element
- 7 oz. reservoir
- quick-release bayonet bowl
- prismatic lens liquid level indicator
- inlet pressure:
 - transparent bowl: **150 PSI** and **125°F (52°C)**
 - metal bowl: **250 PSI** and **175°F (79°C)**



** Minimum clearance required to remove bowl.



** Minimum clearance required to remove bowl.

Transparent Bowl and Guard

Port Size	Flow (SCFM)	Automatic Drain Part #	Manual Drain Part #
3/8"	112	F74G-3A	F74G-3M
1/2"	140	F74G-4A	F74G-4M
3/4"	140	F74G-6A	F74G-6M

Metal Bowl and Sight Glass

Port Size	Flow (SCFM)	Automatic Drain Part #	Manual Drain Part #
3/8"	112	F74G-3A-MB	F74G-3M-MB
1/2"	140	F74G-4A-MB	F74G-4M-MB
3/4"	140	F74G-6A-MB	F74G-6M-MB



with transparent bowl



with metal bowl

See pages 418 to 423 for accessories.

FRL's are designed for air service only, unless otherwise indicated.

SCFM ratings at 90 PSIG inlet pressure.

F17 Jumbo Airline Filters

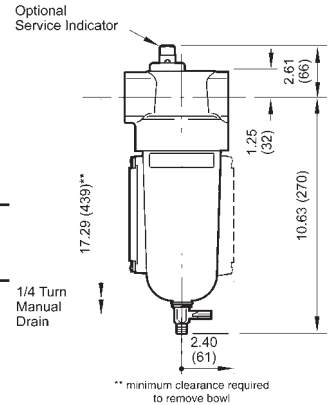
Features:

- general purpose with low pressure drop and excellent water removal characteristics
- 40 micron element
- 1 qt. reservoir
- inlet pressure: **250 PSI** and **175°F (79°C)**



Metal Bowl and Sight Glass

Port Size	Flow (SCFM)	Automatic Drain Part #	Manual Drain Part #
3/4"	325	F17-600A	F17-600M
1"	425	F17-800A	F17-800M
1 1/4"	425	F17-A00A	F17-A00M
1 1/2"	425	F17-B00A	F17-B00M

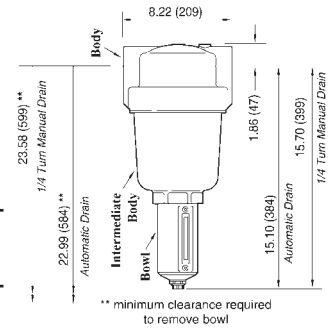


Features:

- 40 micron element
- quick-release bayonet bowl
- prismatic lens liquid level indicator
- 7 oz. reservoir
- inlet pressure: **250 PSI** and **175°F (79°C)**

Metal Bowl and Sight Glass

Port Size	Flow (SCFM)	Automatic Drain Part #	Manual Drain Part #
2"	1400	F18-C00A	F18-C00M



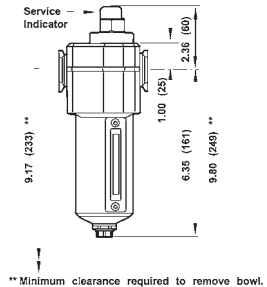
F74 Oil Removal Filters

Features:

- provides air quality class 2 hydrocarbon and class 1 particulate removal per ISO 8573-1
- element removes particles down to 0.01mm. Maximum remaining oil content of air leaving the filter is 0.01 ppm at **70°F (21°C)** with an inlet concentration of 8 ppm
- For maximum service life install a general purpose filter upstream of the oil removal filter.
- service life indicator turns from green to red when element needs to be replaced
- in-line or modular installation
- quick-release bayonet bowl
- prismatic lens liquid level indicator
- inlet pressure: **250 PSI** and **150°F (66°C)**



Port Size	Flow (SCFM) Saturated	SCFM Dry	Automatic Drain Part #
3/8"	35	70	F74C-3A-MB
1/2"	35	75	F74C-4A-MB
1/2"	60	100	F74H-4A-MB
3/4"	60	120	F74H-6A-MB



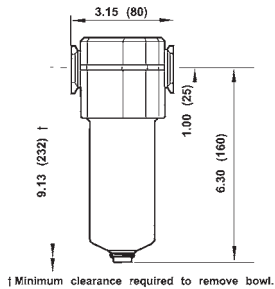
See pages 418 to 423 for accessories.

! FRL's are designed for air service only, unless otherwise indicated.

SCFM ratings at 90 PSIG inlet pressure.

F74 **Oil Vapor Removal Filters****Features:**

- provides air quality class 1 particulate removal per ISO 8573-1, when used with the F74C series
- Filter and element designs optimizes air velocity and contact time to reduce oil content of air leaving the filter to 0.003 ppm at **70°F (21°C)**.
- For maximum service life install a general purpose filter and an oil removal filter upstream of the oil vapor removal filter.
- Minimum service life of 400 hours can be expected if the vapor removal filter is protected upstream by an oil removal (coalescing) filter and if the filtration temperature is in the region of **70° to 80°F (21° to 26°C)**. Above this range, oil vapor content of compressed air increases substantially and element service life is reduced.
- Carbon cartridge element provides long service life.
- Activated carbon cartridge filter element absorbs oil vapors and removes most hydrocarbon odors.
- in-line or modular installation
- quick-release bayonet bowl
- inlet pressure: **250 PSI and 150°F (66°C)**
- metal bowl



Port Size	Flow (SCFM)	Automatic Drain with Metal Bowl Part #
3/8"	21	F74V-3A-MB
1/2"	21	F74V-4A-MB

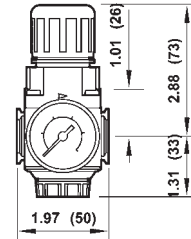
SCFM ratings at 90 PSIG inlet pressure.

R72 Sub-Compact Regulators

**Features:**

- pressure range 5-150 PSI
- inlet pressure: **300 PSI**
- maximum temperature: **150°F (66°C)**
- in-line or modular installation
- two full flow 1/8" NPT gauge ports
- RG models supplied with GC620 gauge
- To order 0-60 PSI range consult Dixon®.

Port Size	Flow (SCFM)	with Gauge Part #	without Gauge Part #
1/4"	70	R72G-2RG	R72G-2R
3/8"	70	R72G-3RG	R72G-3R

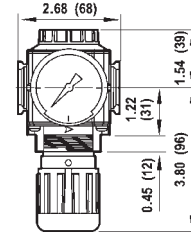


R73 Compact Regulators

**Features:**

- pressure range 5-150 PSI
- inlet pressure: **300 PSI**
- maximum temperature: **150°F (66°C)**
- in-line or modular installation
- relieving type
- two full flow 1/4" NPT gauge ports
- RG models supplied with GC230 gauge
- To order 0-60 PSI range consult Dixon®.

Port Size	Flow (SCFM)	with Gauge Part #	without Gauge Part #
1/4"	91	R73G-2RG	R73G-2R
3/8"	144	R73G-3RG	R73G-3R
1/2"	144	R73G-4RG	R73G-4R



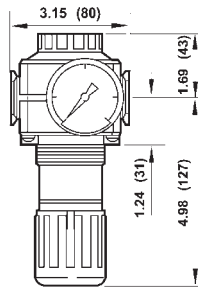
SCFM ratings given at 150 PSIG inlet pressure

See pages 418 to 423 for accessories.



FRL's are designed for air service only, unless otherwise indicated.

R74 Standard Regulators



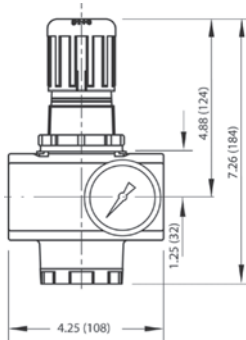
Features:

- pressure range 5-150 PSI
- inlet pressure: **300 PSI**
- maximum temperature: **150°F (66°C)**
- in-line or modular installation
- relieving type
- two full flow 1/4" NPT gauge ports
- RG models supplied with GC230 gauge
- To order 0-60 PSI range consult Dixon®.

Port Size	Flow (SCFM)	with Gauge Part #	without Gauge Part #
3/8"	208	R74G-3RG	R74G-3R
1/2"	220	R74G-4RG	R74G-4R
3/4"	220	R74G-6RG	R74G-6R

Pneumatic
Accessories

R17, R18 Jumbo Regulators

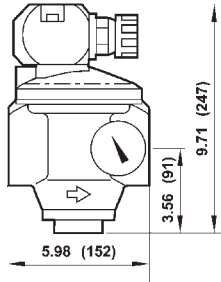


Features:

- pressure range 5-125 PSI
- inlet pressure: **300 PSI**
- maximum temperature: **175°F (79°C)**
- in-line or modular installation
- relieving type
- two full-flow 1/4" NPT gauge ports
- RG models supplied with GC230 gauge

Port Size	Flow (SCFM)	with Gauge Part #	without Gauge Part #
3/4"	440	R17-600RG	R17-600R
1"	480	R17-800RG	R17-800R
1 1/4"	400	R17-A00RG	R17-A00R
1 1/2"	440	R17-B00RG	R17-B00R

SCFM ratings given at 150 PSIG inlet pressure



Features:

- 5-125 PSI range
- inlet pressure: **450 PSI**
- maximum temperature: **175°F (79°C)**
- relieving type
- two full flow 1/4" NPT gauge ports
- RG model supplied with GC230 gauge

Port Size	Flow (SCFM)	with Gauge Part #	without Gauge Part #
2"	2000	R18-C05RG	R18-C05R

SCFM ratings given at 100 PSIG inlet pressure

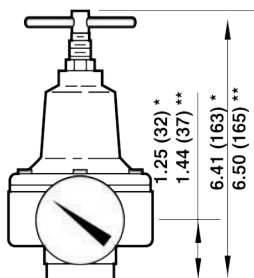


R11 General T-Handle Regulators

Floating valve pin provides positive seating and dependability. Large diaphragm provides quick response to flow demands and line pressure changes. Balanced valve reduces inlet pressure variations on outlet pressure.

Features:

- pressure range 5-125 PSI
- inlet pressure: **400 PSI**
- maximum temperature: **175°F (79°F, 26°C)**
- T-handle adjustment
- supplied with GC620 gauge



Port Size	Flow (SCFM)	with Gauge Part #
1/4"	110	R11-013RG
3/8"	110	R11-037RG
1/2"	260	R11-061RG

SCFM ratings at 150 PSIG.



See pages 418 to 423 for accessories.



FRL's are designed for air service only, unless otherwise indicated.

R72 Manifold Regulators

Manifold up to six regulators on a single air supply. Design allows in-line installation with hex nipple or modular installation with 72 Series accessories.

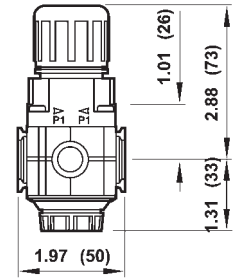


Features:

- pressure range 5-150 PSI
- inlet pressure: **300 PSI**
- maximum temperature: **150°F (66°C)**
- RG models supplied with GC620 gauge

Port Size	Flow (SCFM)	with Gauge Part #	without Gauge Part #
¼"	83	R72M-2RG	R72M-2R
⅜"	83	R72M-3RG	R72M-3R

SCFM ratings at 150 PSIG.



R83 Cylinder Gas Regulator



Applications:


UL listed for service with Carbon Dioxide, water, pumped air, Nitrogen, Argon, Helium, Krypton, Neon and Xenon.
Not to be used with flammable gases.

Features:

- pressure range 5-125 PSI
- inlet pressure: **3000 PSI**
- maximum temperature: **140°F (60°C)**
- relieving type
- two ports for high pressure and two ports for service

Port Size	Flow (SCFM)	without Gauge Part #
¼"	10	R83-200R

SCFM ratings given at 1000 PSIG inlet pressure.



R91 Miniature Water Regulator

Application:

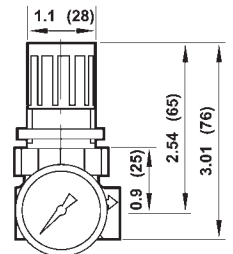
Designed for use with deionized water and potable water systems. Plastic and metal components in contact with fluid are approved by the National Sanitation Foundation (NSF) or meet Food and Drug Administration (FDA) recommendations for use in potable water systems.

Features:

- inlet pressure: **150 PSI**
- maximum temperature: **125°F (52°C)**
- non-relieving type
- supplied with GC620 gauge
- food grade elastomers

Port Size	Flow (GPM)	with Gauge Part #
¼"	1.75	R91-221RG

Flow rating at 100 PSIG.



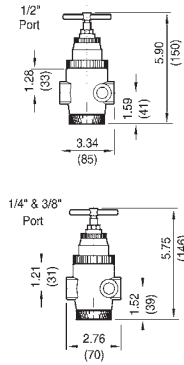
See pages 418 to 423 for accessories.

FRL's are designed for air service only, unless otherwise indicated.

R43 Water Pressure Regulators

Application:

Used in water systems to reduce and maintain pressure at a nearly constant level despite changes in the inlet pressure and changes in downstream flow requirements.



Features:

- pressure range 5-125 PSI
- inlet pressure: **400 PSI**
- T-handle adjustment
- brass body and aluminum bonnet
- non-relieving type
- gauge port is full-flow and can be used as an outlet port
- supplied with GC230 gauge
- temperature range:
 - water service: **35° to 200°F (2°C to 93°C)**
 - air service: **-30° to 200°F (-34°C to 93°C)**

Port Size	Flow (GPM)	with Gauge Part #
1/4"	5	R43-201RG
3/8"	5	R43-301RG
1/2"	10	R43-406RG

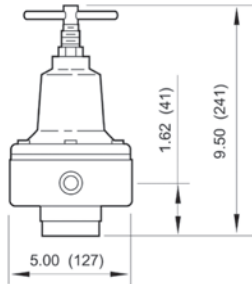


Pneumatic Accessories

11-009 Water Regulators

Application:

Balanced valve minimizes effects of the inlet pressure variations on outlet pressure.



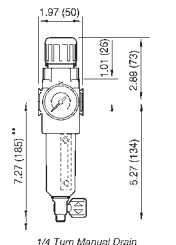
Features:

- inlet pressure: **400 PSI**
- T-handle adjustment
- non-relieving type
- body, valve and bottom plug are brass, bonnet is aluminum and steel
- elastomers are nitrile
- temperature range:
 - water service: **35° to 200°F (2° to 93°C)**
 - air service: **-30° to 200°F (-34° to 93°C)**

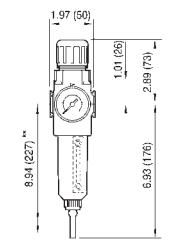
Port Size	Flow (GPM)	without Gauge Part #
3/4"	27.5	11-009-065
1"	27.5	11-009-081



B72 Sub-Compact Filter / Regulators



1/4 Turn Manual Drain
** minimum clearance required to remove bowl



Semi auto Drain
** minimum clearance required to remove bowl

Features:

- particle removal per ISO 8573-1, Class 5 and Class 3
- pressure range 5-150 PSI
- in-line or modular installation
- 40 micron element
- 2 oz. reservoir
- quick-release bayonet bowl
- prismatic lens liquid level indicator
- supplied with GC620 gauge
- inlet pressure:
 - transparent bowl: **150 PSI and 125°F (52°C)**
 - metal bowl: **250 PSI and 150°F (66°C)**

Transparent Bowl

Port Size	Flow (SCFM)	Semi-Automatic Drain Part #	Manual Drain Part #
1/4"	80	B72G-2AG	B72G-2MG

Metal Bowl and Sight Glass

Port Size	Flow (SCFM)	Semi-Automatic Drain Part #	Manual Drain Part #
1/4"	80	B72G-2AG-MB	B72G-2MG-MB
3/8"		B72G-3AG-MB	B72G-3MG-MB



with transparent bowl



with metal bowl

See pages 418 to 423 for accessories.

FRL's are designed for air service only, unless otherwise indicated.

SCFM ratings given at 150 PSIG inlet pressure.

B73 Compact Filters / Regulators

Pneumatic Accessories



with transparent bowl



with metal bowl

Features:

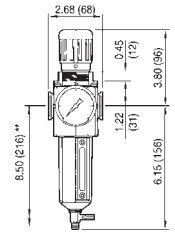
- particle removal per ISO 8573-1, Class 5 and Class 3
- pressure range 5-150 PSI
- in-line or modular installation
- 40 micron element
- 3.5 oz. reservoir
- quick-release bayonet bowl
- prismatic lens liquid level indicator
- supplied with GC230 gauge
- inlet pressure:
 - transparent bowl: **150 PSI and 125°F (52°C)**
 - metal bowl: **250 PSI and 175°F (79°C)**

Transparent Bowl

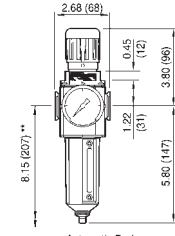
Port Size	Flow (SCFM)	Automatic Drain Part #	Manual Drain Part #
1/4"	78	B73G-2AG	B73G-2MG
3/8"	123	B73G-3AG	B73G-3MG
1/2"	123	B73G-4AG	B73G-4MG

Metal Bowl and Sight Glass

Port Size	Flow (SCFM)	Automatic Drain Part #	Manual Drain Part #
1/4"	78	B73G-2AG-MB	B73G-2MG-MB
3/8"	123	B73G-3AG-MB	B73G-3MG-MB
1/2"	123	B73G-4AG-MB	B73G-4MG-MB



1/4 Turn Manual Drain
** minimum clearance required to remove bowl



Automatic Drain
** minimum clearance required to remove bowl

B74 Standard Filters / Regulators



with guard



with metal bowl

Features:

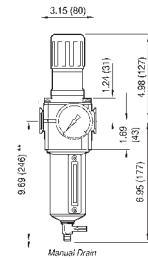
- pressure range 5-150 PSI
- 40 micron element
- 7 oz. reservoir
- relieving type
- supplied with GC230 gauge
- inlet pressure:
 - transparent bowl: **5-150 PSI and 125°F (52°C)**
 - metal bowl: **5-150 PSI and 175°F (79°C)**

Transparent Bowl and Guard

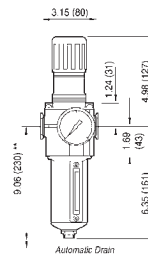
Port Size	Flow (SCFM)	Automatic Drain Part #	Manual Drain Part #
1/2"	212	B74G-4AG	B74G-4MG
3/4"	212	B74G-6AG	B74G-6MG

Metal Bowl and Sight Glass

Port Size	Flow (SCFM)	Automatic Drain Part #	Manual Drain Part #
3/8"	163	B74G-3AG-MB	B74G-3MG-MB
1/2"	212	B74G-4AG-MB	B74G-4MG-MB
3/4"	212	B74G-6AG-MB	B74G-6MG-MB



Manual Drain
** minimum clearance required to remove bowl



Automatic Drain
** minimum clearance required to remove bowl

See pages 418 to 423 for accessories.

! FRL's are designed for air service only, unless otherwise indicated.

SCFM ratings given at 150 PSIG inlet pressure.

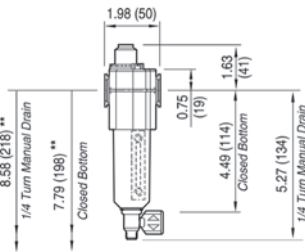
L72 Sub-Compact Micro-Fog Lubricators

Application:

- Micro-fog lubricators, identified by a red adjusting screw, are used for applications containing one or more points of lubrication, cylinders and multiple or single tools.
- Air flow through the lubricator lifts oil from the reservoir to the sight-feed dome. Oil is dropped into the fog generator and atomized into a fine mist. Lightweight particles are delivered downstream for lubrication. Heavier particles fall back into the reservoir.
- The micro-fog lubricator delivers 10% of the oil drops visible through the transparent sight-feed dome.
- Micro-fog lubricators cannot be filled under pressure.

Features:

- 2 oz. reservoir
- in-line or modular installation
- quick release bayonet bowl
- micro-fog design delivers aerosol mist
- recommended lubricants: misting type oil rated 50 to 200 SSU (ISO Grade 7 to 46) at **100°F (38°C)**
- maximum operating conditions:
 - transparent bowl: **150 PSI and 125°F (52°C)**
 - metal bowl: **250 PSI and 175°F (79°C)**



Port Size	Flow (SCFM)	Transparent Bowl Part #	Metal Bowl Part #
1/4"	51	L72M-2	L72M-2MB

SCFM ratings given at 90 PSIG inlet pressure.

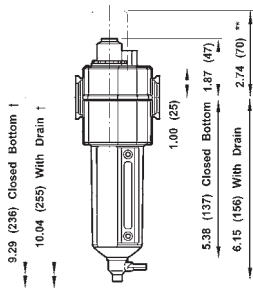


with transparent bowl

L73 Compact Micro-Fog Lubricators

Features:

- 4 oz. reservoir
- in-line or modular installation
- quick release bayonet bowl
- micro-fog design delivers aerosol mist
- recommended lubricants: misting type oil rated 50 to 200 SSU (ISO Grade 7 to 46) at **100°F (38°C)**
- maximum operating conditions:
 - transparent bowl: **150 PSI and 125°F (52°C)**
 - metal bowl: **250 PSI and 175°F (79°C)**



Port Size	Flow (SCFM)	Transparent Bowl Part #	Metal Bowl Part #
1/4"	70	L73M-2	L73M-2MB
3/8"	70	L73M-3	L73M-3MB
1/2"	70	L73M-4	L73M-4MB

SCFM ratings given at 90 PSIG inlet pressure.



with transparent bowl

See pages 418 to 423 for accessories.

FRL's are designed for air service only, unless otherwise indicated.

Applications:

- Micro-fog lubricators, identified by a red adjusting screw, are used for applications containing one or more points of lubrication, cylinders and multiple or single tools.
- Air flow through the lubricator lifts oil from the reservoir to the sight-feed dome. Oil is dropped into the fog generator and atomized into a fine mist. Lightweight particles are delivered downstream for lubrication. Heavier particles fall back into the reservoir.
- The micro-fog lubricator delivers 10% of the oil drops visible through the transparent sight-feed dome.



- *Micro-fog lubricators cannot be filled under pressure.*

L74 Standard Micro-Fog Lubricators

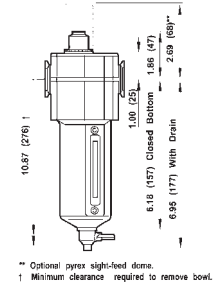
Features:

- 7 oz. reservoir
- in-line or modular installation
- quick release bayonet bowl
- micro-fog design delivers aerosol mist
- recommended lubricants: misting type oil rated 50 to 200 SSU (ISO Grade 7 to 46) at **100°F (38°C)**
- maximum operating conditions:
 - transparent bowl: **150 PSI** and **125°F (52°C)**
 - metal bowl: **250 PSI** and **175°F (79°C)**



Port Size	Flow (SCFM)	Transparent Bowl Part #	Metal Bowl Part #
3/8"	114	L74M-3	L74M-3MB
1/2"	154	L74M-4	L74M-4MB
3/4"	142	L74M-6	L74M-6MB

SCFM ratings given at 90 PSIG inlet pressure.



L17 Jumbo Micro-Fog Lubricators

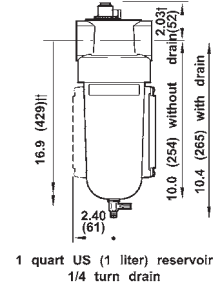
Features:

- 1 qt. reservoir
- oil level sight gauge
- one turn threaded bowl attachment permits easy maintenance
- inlet pressure: **250 PSI**
- maximum temperature: **175°F (79°C)**



Port Size	Flow (SCFM)	Metal Bowl with Sight Glass Part #
3/4"	160	L17-600A
1"	275	L17-800A
1 1/4"	275	L17-A00A
1 1/2"	275	L17-B00A

SCFM ratings given at 90 PSIG inlet pressure.



10-076 Jumbo General Purpose Oil-Fog Lubricators

Features:

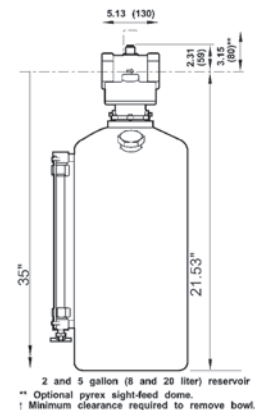
- 2 gallon reservoir
- oil flow can be positively set
- reservoir is ASME constructed
- inlet pressure: **250 PSI**
- maximum temperature: **175°F (79°C)**
- oil level sight gauge



Port Size	Flow (SCFM)	Metal Bowl with Sight Glass Part #
2"	1000	10-076-004

See pages 418 to 423 for accessories.
See page 363 for air tool lubricant.

SCFM ratings given at 100 PSIG inlet pressure.



FRL's are designed for air service only, unless otherwise indicated.

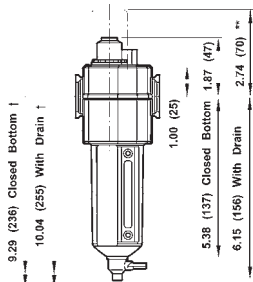
Micro-Fog Lubricator with Pyrex Sight Feed Dome

Application:

- Designed for use with alcohol or other anti-freeze agents when units are installed in cold temperature environments.
- Micro-fog lubricators are used for applications containing one or more points of lubrication, cylinders and multiple or single tools.
- Air flow through the lubricator lifts oil from the reservoir to the sight-feed dome. Oil is dropped into the fog generator and atomized into a fine mist. Lightweight particles are delivered downstream for lubrication. Heavier particles fall back into the reservoir.

Features:

- high pressure sight feed dome with aluminum case and fluorocarbon O-rings and seals; high pressure sight glass on bowls and metal petcock drain
- The micro-fog lubricator delivers 10% of the oil drops visible through the transparent sight-feed dome.
- *Micro-fog lubricators cannot be filled under pressure.*



Features:

Compact

- 4 oz. reservoir
- in-line or modular installation
- quick release bayonet bowl
- micro-fog design delivers aerosol mist
- recommended lubricants: misting type oil rated 50 to 200 SSU (ISO Grade 7 to 46) at 100°F
- inlet pressure: **250 PSI**
- maximum temperature: **175°F (79°C)**

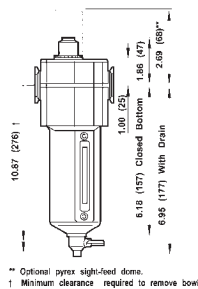
Port Size	Flow (SCFM)	Metal Bowl with Sight Glass Part #
3/8"	60	L73M-3MBPX
1/2"	60	L73M-4MBPX



Standard

Features:

- 7 oz. reservoir
- in-line or modular installation
- quick release bayonet bowl
- micro-fog design delivers aerosol mist
- recommended lubricants: misting type oil rated 50 to 200 SSU (ISO Grade 7 to 46) at 100°F
- inlet pressure: **250 PSI**
- maximum temperature: **175°F (79°C)**



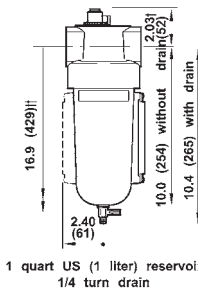
Port Size	Flow (SCFM)	Metal Bowl with Sight Glass Part #
3/8"	114	L74M-3MBPX
1/2"	154	L74M-4MBPX
3/4"	142	L74M-6MBPX



Jumbo

Features:

- 1 qt. reservoir
- oil level sight gauge
- particle removal per ISO 8573-1, class 5 and class 3
- one turn threaded bowl attachment permits easy maintenance
- inlet pressure: **250 PSI**
- maximum temperature: **175°F (79°C)**



Port Size	Flow (SCFM)	Metal Bowl with Sight Glass Part #
1"	275	L17-800APX



See pages 418 to 423 for accessories.

See page 363 for air tool lubricant.



FRL's are designed for air service only, unless otherwise indicated.

SCFM ratings given at 90 PSIG inlet pressure.

L74 Standard Oil-Fog Lubricators

Applications:

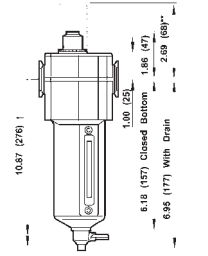
- Oil-fog lubricators, identified by a green adjusting screw, are used for lubricating a single air tool or air motor and should be installed as near the device as possible.

Features:

- all the oil visible dropping through the transparent sight-feed dome goes to the airstream
- L72C, L73C and L74C OIL-FOG lubricators can be filled under pressure
- in-line or modular installation
- quick release bayonet bowl
- can be filled under pressure
- recommended lubricants: misting type oil rated 50 to 200 SSU (ISO Grade 7 to 46) at 100°F
- maximum operating conditions:
 - transparent bowl: **150 PSI** and **125°F (52°C)**
 - metal bowl: **250 PSI** and **175°F (79°C)**
- 7 oz. reservoir



metal bowl



** Optional pyrex sight-feed dome.
† Minimum clearance required to remove bowl.

Port Size	Flow (SCFM)	Transparent Bowl Part #	Metal Bowl Part #
3/8"	118	L74C-3	L74C-3MB
1/2"	192	L74C-4	L74C-4MB
3/4"	186	L74C-6	L74C-6MB

L17 Jumbo Oil-Fog Lubricators

Application:

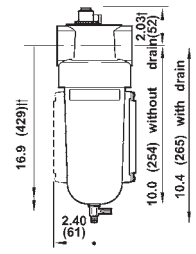
- Oil-fog lubricators, identified by a green adjusting screw, are used for lubricating a single air tool or air motor and should be installed as close to the device as possible.

Features:

- 1 qt. reservoir
- oil level sight gauge
- All the oil visible dropping through the transparent sight-feed dome goes to the airstream.
- one turn threaded bowl attachment permits easy maintenance
- inlet pressure: **250 PSI**
- maximum temperature: **175°F(79°C)**



metal bowl



1 quart US (1 liter) reservoir
1/4 turn drain

Port Size	Flow (SCFM)	Metal Bowl with Sight Glass Part #
3/4"	160	L17-600D
1"	275	L17-800D
1 1/2"	275	L17-B00D

See pages 418 to 423 for accessories.
See page 363 for air tool lubricant.



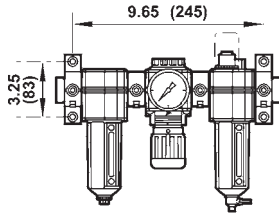
FRL's are designed for air service only, unless otherwise indicated.

SCFM ratings given at 90 PSIG inlet pressure.

E73 Compact Combination Units

Features:

- 5-150 PSI range
- 4 oz. reservoir
- inlet pressure:
 - transparent bowl: **150 PSI** and **125°F (52°C)**
 - metal bowl: **250 PSI** and **175°F (79°C)**
- supplied with a G230 gauge
- connected modularly
- Includes 2 clamps and wall mounting brackets # 4314-52, 2 clamps # 4314-51 and 2 NPT pipe adapters #4315-01.



metal bowls

Pneumatic Accessories

Transparent Bowl

Port Size	Flow (SCFM)	Automatic Drain Part #	Manual Drain Part #
1/4"	70	E73-2A	E73-2M
3/8"	70	E73-3A	E73-3M
1/2"	70	E73-4A	E73-4M

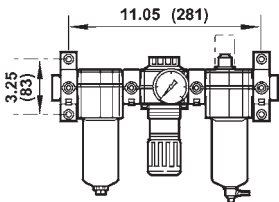
Metal Bowl

Port Size	Flow (SCFM)	Automatic Drain Part #	Manual Drain Part #
3/8"	70	E73-3A-MB	E73-3M-MB
1/2"	70	E73-4A-MB	E73-4M-MB

E74 Standard Combination Units

Features:

- pressure range 5-150 PSI
- 7 oz. reservoir
- inlet pressure:
 - transparent bowl: **150 PSI** and **125°F (52°C)**
 - metal bowl: **250 PSI** and **175°F (79°C)**
- models supplied with a GC230 gauge
- connected modularly
- Includes 2 clamps and wall mounting brackets # 4314-52, 2 clamps # 4314-51 and 2 NPT pipe adapters.



transparent bowl with guard

Transparent Bowl and Guard

Port Size	Flow (SCFM)	Automatic Drain Part #	Manual Drain Part #
1/2"	150	E74-4A	E74-4M
3/4"	140	E74-6A	E74-6M

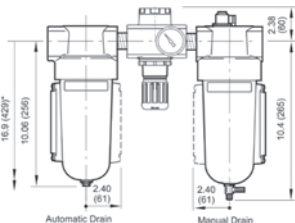
Metal Bowl and Sight Glass

Port Size	Flow (SCFM)	Automatic Drain Part #	Manual Drain Part #
3/8"	110	E74-3A-MB	E74-3M-MB
1/2"	150	E74-4A-MB	E74-4M-MB
3/4"	140	E74-6A-MB	E74-6M-MB

P8A Jumbo Combination Units

Features:

- pressure range 5-125 PSI
- 1 qt. reservoir
- inlet pressure: **250 PSI**
- maximum temperature: **175°F (79°C)**



* Minimum clearance required to remove bowl.



with metal bowls

Metal Bowl and Sight Glass

Port Size	Flow (SCFM)	Automatic Drain Part #	Manual Drain Part #
1"	275	P8A-860A	P8A-860M

SCFM ratings given at 90 PSIG inlet pressure.

FRL's are designed for air service only, unless otherwise indicated.



17-016 Drip Leg Automatic Drain

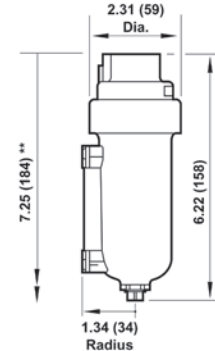
Application:

- Used in compressed air systems to automatically expel liquids from piping systems. Installed at low points in piping and at end of pipe network where water is likely to accumulate.

Features:

- metal bowl
- drain is ported to 1/8" NPT
- inlet pressure: **250 PSIG**
- maximum temperature: **175°F (79°C)**

Port Size	Part #
1/2"	17-016-107



** Minimum clearance to remove bowl.

Filter Elements



5 micron element
5925-03

Used On	Description	Part #
F07	5 micron	3652-11
F08	5 micron 40 micron	3161-16 3161-18
F17	5 micron bronze 25 micron bronze 40 micron bronze	5311-01 5311-02 5311-03
F18	5 micron bronze 25 micron bronze 50 micron bronze	5882-11 5882-12 5882-13
F72	5 micron 40 micron	5925-03 5925-02
F73	5 micron 40 micron	4438-01 4438-03
F74	5 micron 40 micron	4338-04 4338-05

Filter Bowl / Bowl Guards



transparent bowl and guard
4325-51R

Used On	Description	Part #
F07	polycarbonate bowl with auto drain polycarbonate bowl with manual drain	3646-51 3646-53
F08	transparent bowl with manual drain	3776-50
F17	metal bowl with petcock drain	5390-77
F72	transparent bowl with manual drain transparent bowl with semi-automatic drain	4266-50RF 4266-52RF
F73	transparent bowl with manual drain, 1/4 turn transparent bowl with auto drain	4425-50RF 4425-51RF
F74	plastic bowl assembly with guard and 1/4 turn manual drain plastic bowl assembly with guard and automatic drain	4325-51R 4325-52R

Filter Drains

Used On	Description	Part #
F17,F74	auto drain	3000-10
	manual drain	619-50
	manual drain assembly	2796-52
F72,F73	auto drain	4000-51R
F72,F73 F74	manual drain	619-50

auto drain
3000-10

Filter Lens Kits

Used On	Description	Part #
F72	liquid level lens kit	4380-020
F73	liquid level lens kit	4380-030
F74	high pressure dome sight glass kit	4380-051

liquid level lens kit
4380-030

Filter Indicator Conversion Kit

Features:


- allows addition of service life indicator in the field
- for general purpose and oil removal filters

Used On	Description	Part #
F72,F73,F74	service life indicator	5797-50



Filter Service Kit

Used On	Description	Part #
F17	O-rings, seals, and gaskets	5578-05
F18		5945-50
F73		4380-600
F74		4380-700



4380-700

Filter Oil / Vapor Removal Filters

Used On	Description	Part #
F74C	oil removal filter	4344-01
F74H	oil removal filter	4344-02
F74V	vapor removal filter	4341-01



Regulator Springs



4432-02

Used On	Pressure Ratings	Part #
R74	5-60 PSI 5-150 PSI	4332-01 4332-02

Tamper Resistant Covers

Features:

- helps prevent unauthorized pressure adjustment setting
- cover can be locked in place with up to four padlocks
- installs on adjusting knob



Used On	Description	Part #
R72	tamper resistant cover with seal wire	4255-51
R73	tamper resistant cover with seal wire	4455-51
R74	tamper resistant cover with seal wire	4355-51

Regulator Panel Nuts



panel nut

Used On	Description	Part #
R07	plastic panel nut	2962-89
R08	plastic panel nut	5191-89
R17	metal panel nut	5226-97
R72	plastic panel nut	4248-89
R73	zinc panel nut	5191-88
R74	zinc panel nut	4348-89

Regulator Diaphragm Relieving Kits



3407-02



4381-700

Used On	Description	Part #
R07	diaphragm, relieving	3407-02
R08		5298-14
R11		529-03
R17		5578-02
R72		4381-500
R73		4381-600
R74		4381-700

Lubricator Bowl / Bowl Guards

Used On	Description	Part #
L07	polycarbonate bowl with manual drain	3646-54
L73	transparent bowl with manual drain	4425-50RL
L74	metal bowl with liquid level indicator and ¼ turn manual drain	4303-77R
	transparent bowl with manual drain	4325-50R



3646-54

Seal Wire

Features:

- provides tamper resistant protection of the lubricator drip rate setting

Used On	Description	Part #
L73, L74	metal wire	2117-01



seal wire

Domes, Caps and Plugs

Used On	Description	Part #
L08	quick fill cap	18-011-024
L17, L74	quick fill cap	18-011-021
L73, L74	aluminum fill plug	5301-55
L17, L72, L73, L74	sight feed dome (micro-fogging design)	4055-50
L72, L74	sight feed dome (oil-fogging design)	4055-51
L74	high pressure sight feed dome	5605-50
	liquid level indicator repair kit	4380-050



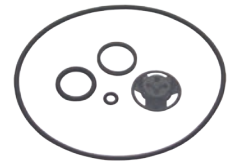
18-011-021



5605-50

Lubricator Seal Kits

Used On	Description	Part #
L17	O-rings, seals, and gaskets	5771-02
L73		4382-600
L74		4382-700



5771-02

Quick Clamps and Brackets


Features:

Quick-clamp

- provides modular installation capability
- flanges designated to slide into V grooves in clamp
- face-sealing O-rings provide a positive seal when clamp is closed and screw tightened

Bracket for quick-clamp

- provides secure mounting to a wall, machine panel or other flat surface



Used On Filter/ Regulator/ Lubricator Series	Description	Part #
L72	quick-clamp	4214-51
F72	quick-clamp service kit (2 O-rings)	4384-570
R72	quick-clamp and bracket assembly	4214-52
F73, F74, R73, R74, L72, L73	quick-clamp	4314-51
	quick-clamp service kit (2 O-rings)	4384-770
	wall bracket for quick-clamp (uses 7/32" screws)	4313-50
	quick-clamp and bracket assembly	4314-52

Blocks

Features:

- installed with quick-clamps
- provides additional outlets and manifolding capability



Used On Filter/ Regulator/ Lubricator Series	Description	Part #
F73, F74, R73, R74, L73, L74	porting block, three 1/4" PTF outlets	4316-50
	manifold block, three 3/4" PTF outlets	4328-50

Pipe Adapters

Features:

- installed with quick-clamps
- provides PTF connections to system piping
- sold individually



Used On Filter/ Regulator/ Lubricator Series	Description	Part #
L72, F72, R72	1/4" PTF connections	4215-02
	3/8" PTF connections	4215-03
F73, F74, R73, R74, L73, L74	1/4" PTF connections	4315-01
	3/8" PTF connections	4315-02
	1/2" PTF connections	4315-03
	3/4" PTF connections	4315-04

- Used on Filters / Regulators / Lubricator series

Mounting Brackets

Used On	Description	Part #
F07	mounting bracket only	5939-06
L07	mounting bracket only	5095-17
F17, L17	mounting bracket kit for ¾" and 1" ported units	6212-50



Wall Mounting Brackets

Features:

- alternate to quick-clamps and pipe adapters
- used to secure to a wall, machine panel or other flat surface
- Use close nipples on page 658 to connect combination unit and then place in bracket.

Used On Filter/ Regulator/ Lubricator Series	Description	Part #
L72, F72, R72	wall mounting bracket for all F72 series	4224-50
L73, F73, R72	wall mounting bracket for all F73 series	4424-50
L74, F74, R74	wall mounting bracket for all F74 series	4324-50



Regulator Mounting Brackets

Used On Filter/ Regulator/ Lubricator Series	Description	Part #
B07, R07	mounting bracket with plastic panel nut	18-025-003
B08, R08		5203-06
R17		5570-04



Watts Filters

F602 Compact

Features:

- 40 micron polypropylene element
- 4.4 oz. bowl
- zinc body
- maximum operating:
 - temperature range: **40°F (4°C) to 125°F (52°C)**
 - maximum pressure: **150 PSIG (10.2 bar)**



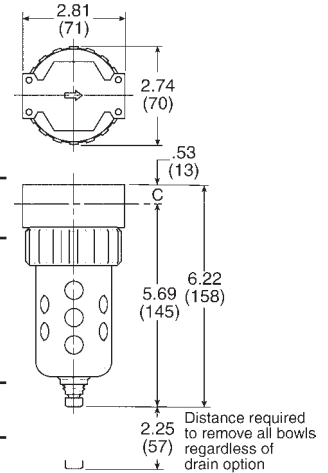
Polycarbonate bowl with guard

Polycarbonate Bowl with Metal Bowl Guard

Size	Flow (SCFM)	Automatic Drain Part #	Manual Drain Part #
1/4"	53	F602-02BJR	F602-02BJ
3/8"	80	F602-03BJR	F602-03BJ
1/2"	85	F602-04BJR	F602-04BJ

Zinc Bowl with Sight Glass

Size	Flow (SCFM)	Automatic Drain Part #	Manual Drain Part #
1/4"	53	F602-028A	F602-024A
3/8"	80	F602-038A	F602-034A
1/2"	85	F602-048A	F602-044A



SCFM ratings given at 90 PSIG inlet pressure.

F602 Hi-Flow

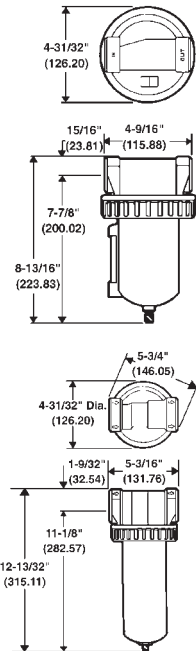
Features:

- 40 micron polypropylene element
- automatic drain operating conditions:
 - temperature range: **40°F (4°C) to 120°F (49°C)**
 - maximum operating: **175 PSIG (12 bar)**
- manual drain operating conditions:
 - temperature range: **40°F (4°C) to 150°F (66°C)**
 - maximum operating: **250 PSIG (17 bar)**



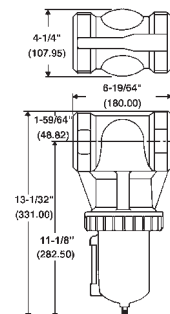
Zinc Body with Sight Glass and 16" Bowl

Size	Flow (SCFM)	Automatic Drain Part #	Manual Drain Part #
3/4"	270	F602-06WJR	F602-06WJ
1"	300	F602-08WJR	F602-08WJ
1 1/2"	450	F602-12WJR	F602-12WJ



Aluminum Body with 26" Bowl

Size	Flow (SCFM)	Automatic Drain Part #	Manual Drain Part #
2"	1200	F602-16WJR	F602-16WJ



See pages 433 to 434 for accessories.

! FRL's are designed for air service only, unless otherwise indicated.

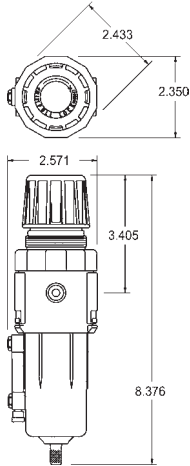
SCFM ratings given at 90 PSIG inlet pressure.

Watts Filters/Regulators

B11 Compact

Features:

- pressure range **2 - 125 PSIG** (.15 - 8.5 bar)
- temperature range: **40°F (4°C) to 120°F (49°C)**
- 40 micron filter
- 4 oz. bowl
- zinc body
- relieving type
- diaphragm operated
- spring adjustment mechanism
- glass-filled acetal plastic spring cage
- tamper resistant, snap lock, removable knobs
- uses a GC230 gauge (not supplied)



Size	Flow (SCFM)	Automatic Drain	Manual Drain
		Part #	Part #
1/4"	60	B11-02WJCR	B11-02WJC
3/8"	70	B11-03WJCR	B11-03WJC
1/2"	80	B11-04WJCR	B11-04WJC

SCFM ratings given at 100 PSIG inlet pressure.



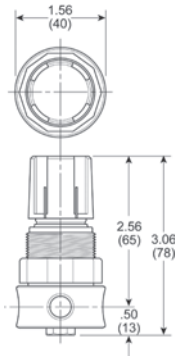
Pneumatic
Accessories

Watts Regulators

R643 Miniature

Features:

- pressure range **2 - 125 PSIG** (.15 - 8.5 bar)
- inlet pressure: **300 PSIG** (20.4 bar) maximum
- temperature range: **40°F (4°C) to 120°F (49°C)**
- relieving type
- diaphragm operated
- non-rising adjusting knob
- 1/8" gauge port



Size	Flow (SCFM)	Body Material	With Gauge	Without Gauge
			Part #	Part #
1/4"	10	brass	R364-02CG	R364-02C
		aluminum	R374-02CG	R374-02C

NEW

SCFM ratings given at 100 PSIG inlet pressure.



See pages 433 to 434 for accessories.

FRL's are designed for air service only, unless otherwise indicated.

SCFM ratings given at 100 PSIG inlet pressure.

Watts Regulators



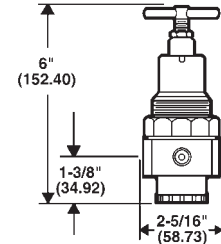
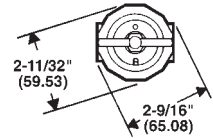
R11 Compact

Features:

- pressure range **2 - 125 PSIG** (.15 - 8.5 bar)
- inlet pressure: **300 PSIG** (20.4 bar) maximum
- temperature range: **40°F (4°C) to 120°F (49°C)**
- zinc body
- relieving type
- diaphragm operated
- spring adjustment mechanism
- t-handle design
- uses a GC230 gauge

Size	Flow (SCFM)	With Gauge Part #	Without Gauge Part #
1/4"	80	R11-02CG	R11-02C
3/8"	80	R11-03CG	R11-03C
1/2"	100	R11-04CG	R11-04C

SCFM ratings given at 100 PSIG inlet pressure.



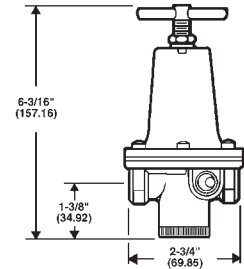
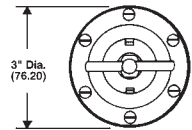
R119 Standard

Features:

- pressure range **2 - 125 PSIG** (.15 - 8.5 bar)
- inlet pressure: **300 PSIG** (20.4 bar) maximum
- temperature range: **40°F (4°C) to 120°F (49°C)**
- zinc body
- relieving type
- diaphragm operated
- spring adjustment mechanism
- t-handle design
- brass bottom plug
- aluminum spring cage
- uses a GC230 gauge

Size	Flow (SCFM)	With Gauge Part #	Without Gauge Part #
1/4"	100	R119-02CG	R119-02C
3/8"	110	R119-03CG	R119-03C
1/2"	150	R119-04CG	R119-04C

SCFM ratings given at 100 PSIG inlet pressure.



R119 High-Flow

Features:

- pressure range **2 - 125 PSIG** (.15 - 8.5 bar)
- inlet pressure: **300 PSIG** (20.4 bar) maximum
- temperature range: **40°F (4°C) to 120°F (49°C)**
- zinc body
- relieving type
- diaphragm operated
- spring adjustment mechanism
- t-handle design
- acetal bottom plug
- aluminum spring cage
- uses a GC230 gauge

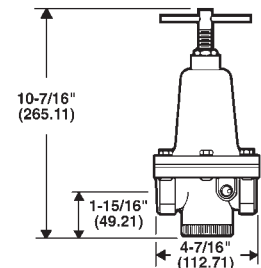
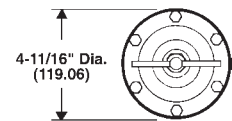
Size	Flow (SCFM)	With Gauge Part #	Without Gauge Part #
3/4"	300	R119-06CG	R119-06C
1"	400	R119-08CG	R119-08C
1 1/2"	500	R119-12CG	R119-12C

SCFM ratings given at 100 PSIG inlet pressure.

See pages 433 to 434 for accessories.



FRL's are designed for air service only, unless otherwise indicated.



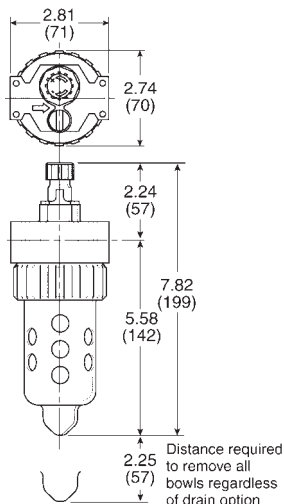
Watts Lubricators

General Features:

- general purpose use
- high performance over a very wide flow range

Pneumatic
Accessories

L606 Compact



Features:

- 2.6 oz. bowl
- zinc body
- micromist
- maximum operating conditions:
 - temperature range: **40°F (4°C) to 125°F (52°C)**
 - maximum operating pressure: **150 PSIG (10.2 bar)**

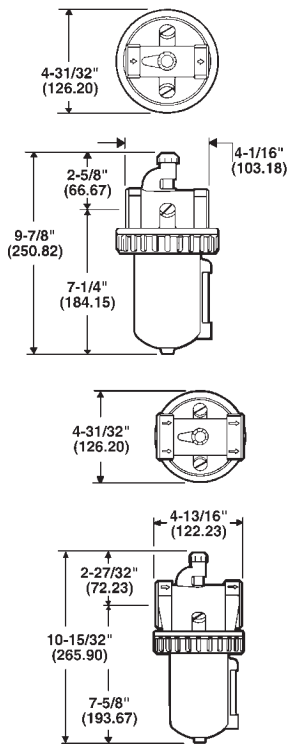
Size	Flow (SCFM)	Polycarbonate Bowl with Metal Bowl Guard Part #	Zinc Bowl Sight Glass with Twist Drain Part #
1/4"	40	L606-02B	---
3/8"	60	L606-03B	L606-034B
1/2"	90	L606-04B	L606-044B



Polycarbonate bowl with guard

SCFM ratings given at 90 PSIG inlet pressure.

L606 Standard



Features:

- 16 oz. bowl
- zinc body
- maximum operating conditions:
 - temperature range: **40°F (4°C) to 150°F (66°C)**
 - maximum operating pressure: **250 PSIG (17 bar)**
- 3/4", 1" and 1 1/2" are fillable while under pressure

Size	Flow (SCFM)	Zinc Bowl with Sight Glass Part #
3/4"	325	L606-06W
1"	350	L606-08W
1 1/2"	400	L606-12W



L606-12W

See pages 433 to 434 for accessories.
See page 363 for air tool lubricant.

FRL's are designed for air service only, unless otherwise indicated.

SCFM ratings given at 90 PSIG inlet pressure.

Watts Combination Units

C11 Compact

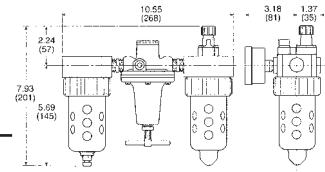
Features:

- 4.5 oz. bowl
- 40 micron polypropylene element
- zinc body
- maximum operating conditions:
 - temperature range: **40°F to 120°F (4°C to 49°C)**
 - maximum operating pressure: **150 PSIG (10.2 bar)**

Polycarbonate Bowl with Metal Bowl Guard

Size	Flow (SCFM)	Automatic Drain Part #	Manual Drain Part #
¼"	40	C11-02A	C11-02M
⅜"	60	C11-03A	C11-03M
½"	85	C119-04A	C119-04M

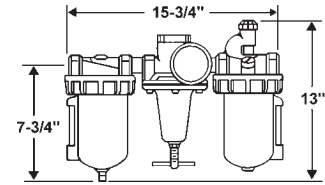
SCFM ratings given at 90 PSIG inlet pressure.

Pneumatic
Accessories

C119 Standard

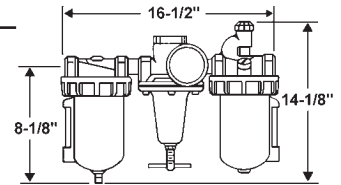
Features:

- 16 oz. bowl
- 40 micron polypropylene element
- zinc body
- maximum operating conditions:
 - temperature range: **40°F to 150°F (4°C to 66°C)**
 - maximum operating pressure: **250 PSIG (17 bar)**



Zinc Bowl with Sight Glass

Size	Flow (SCFM)	Automatic Drain Part #	Manual Drain Part #
¾"	275	C119-06AMB	C119-06MMB
1"	320	C119-08AMB	C119-08MMB
1½"	550	C119-12AMB	C119-12MMB



⚠ FRL's are designed for air service only, unless otherwise indicated.

SCFM ratings given at 90 PSIG inlet pressure.

Watts Kits & Accessories

Filter Elements

Used On	Description	Part #
F602-02, F602-03, F602-04	40 micron	PS701
F602-06, F602-08, F602-12	5 micron	EK602VB
F602-06, F602-08, F602-12	40 micron	EK602B
F602-16	40 micron	EK602G



Pneumatic
Accessories

Bowl with Twist Drain

Used On	Description	Part #
F602-02 F602-03 F602-04	polycarbonate bowl with twist drain	PS732



Filter Drains

Used On	Description	Part #
F602, F602-03, F602-04	auto float drain	PS506
	twist drain	PS512



PS512



Watts Kits & Accessories

Pneumatic
Accessories

Regulator Repair Kits

Used On	Description	Part #
R11	relieving diaphragm, valve assembly	RKR10Y
R119-02		RK119Y
R119-03		RK119A
R119-04		RK119B
R119-06		RK119D
R119-08		RKR164Y
R119-12		
R364-02		

Lubricant Repair Kit



Used On	Description	Part #
L606-06	sight glass	RKB605WB
L606-08		
L606-12		

Lubricator Mounting Brackets

Used On	Description	Part #
L606-02, F602-02, L606-03, F602-03, L606-04, F602-04	mounting bracket	PS743
F602 3/4", L606-06, F602-06	mounting bracket (2 required)	SA200AW57
F602 1", L606-08, F602-08	mounting bracket (2 required)	SA200CW57



Regulator Mounting Brackets



SAR10Y57



SA15Y57

Used On	Description	Part #
R11, B11	mounting bracket with panel nut	SAR10Y57
R119-02 R119-03	mounting bracket	SA15Y57
R119-04	mounting bracket	18A57
R119-06 R119-08 R119-12	mounting bracket	18B57
R364-02	mounting bracket with panel nut	SA161X57

Dixon® Gauges

Applications:

- All of the gauges supplied by Dixon® are designed for long, reliable service under rugged conditions. Typical applications include those on pumps, hydraulic and pneumatic systems, compressors, machine tools and many other installations where it is necessary to have a gauge with a non-corrosive movement. The gauges available include standard dry and liquid-filled pressure gauges, compound pressure gauges, vacuum gauges and welding gauges. Materials available include brass, stainless steel and plastic.

Fig. Inter. - Figure Interval. (Increments between PSI numbers on gauge face.)

Grad. Inter. - Graduation Interval. (Fractional increments between PSI numbers on gauge face.)

ABS Standard Dry Gauges

Features:

- ASME B40.1, Grade B (\pm 3-2-3% accuracy)
- PowerFlex™ movement with polyester segment, designed to resist the effects of shock, vibration and pulsation.
- ABS plastic case, corrosion resistant
- c-shaped bronze safety bourdon tube (600 PSI and lower)
- helical wound bronze safety bourdon tube (1000 PSI and higher)
- polycarbonate window
- black aluminum pointer
- ambient temperature range: -40°F to 150°F (-40°C to 66°C)

Center Back Mounts

PSI Range	Fig. Inter.	Minor Grad.	1½" Face ⅛" Center Back Mount Part #	2" Face ¼" Center Back Mount Part #
0-15	1	.5	---	GC200
0-30	5	.5	GC605	GC215
0-60	5	1	GC610	GC220
0-100	10	2	GC615	GC225
0-160	20	5	GC620	GC230
0-200	20	5	GC625	GC235
0-300	30	5	---	GC240



GC230



Lower Mounts

PSI Range	Fig. Inter.	Minor Grad.	2" face, ¼" lower mount Part #	2½" face ¼" lower mount Part #	3½" face ¼" lower mount Part #
0-15	1	.5	GL100	GL300	GS15-4
0-30	5	.5	GL115	GL320	GS30-4
0-60	5	1	GL120	GL325	GS60-4
0-100	10	2	GL125	GL330	GS100-4
0-160	20	5	GL130	GL335	GS160-4
0-200	20	5	GL135	GL340	GS200-4
0-300	30	5	GL140	GL345	GS300-4
0-400	50	10	---	GL347	GS400-4
0-600	50	10	---	GL350	GS600-4
0-1000	200	20	---	GL355	GS1000-4
0-1500	300	50	---	GL360	---
0-2000	400	50	---	GL365	---
0-3000	500	100	---	GL370	---
0-5000	1000	100	---	GL375	---



GL140

Stainless Steel Dry Gauges

Applications:

- Designed for severe service applications, providing the corrosion resistance and durability of a permanently sealed gauge.

Features:

- $\pm 2-1-2\%$ accuracy
- 304 stainless steel case and crimp ring
- polycarbonate window
- $\frac{1}{4}$ " NPT lower mount stainless connector
- 316 stainless bourdon tube and socket
- ambient temperature range: -40°F to 140°F (-40°C to 60°C)



GSS100

PSI Range	Fig. Inter.	Minor Grad.	2 1/2" Face 1/4" Lower Mount Part #
0-15	3	.2	GSS15
0-30	5	.5	GSS30
0-60	10	1	GSS60
0-100	20	2	GSS100
0-160	20	2	GSS160
0-200	50	5	GSS200
0-300	50	5	GSS300
0-400	100	10	GSS400
0-600	100	10	GSS600
0-1000	200	20	GSS1000
0-1500	300	20	GSS1500
0-2000	500	50	GSS2000
0-3000	500	50	GSS3000
0-5000	1000	100	GSS5000
0-10000	2000	200	GSS10000

Features:

- 1.6% accuracy, exceeds ASME B.40.100 Grade B
- 304 series stainless case
- polycarbonate window, $3\frac{1}{2}$ " across
- $\frac{1}{4}$ " NPT lower mount stainless connector
- 316L stainless bourdon tube and socket, polyester segment
- temperature range: -40°F to 140°F (-40°C to 60°C)



GSS160-4

PSI Range	Fig. Inter.	Minor Grad.	4" Face 1/4" Lower Mount Part #
0-15	3	.5	GSS15-4
0-30	5	.5	GSS30-4
0-60	10	1	GSS60-4
0-100	20	2	GSS100-4
0-160	20	2	GSS160-4
0-200	40	5	GSS200-4
0-300	50	5	GSS300-4
0-400	50	10	GSS400-4
0-600	100	10	GSS600-4
0-1000	200	10	GSS1000-4
0-1500	200	20	GSS1500-4
0-3000	500	50	GSS3000-4
0-5000	1000	100	GSS5000-4
0-10000	2000	200	GSS10000-4

Brass Standard Dry Gauges

Features:

- ASME B40.100 Grade B ($\pm 3/2/3\%$ accuracy)
- polished brass case and ring
- copper alloy bourdon tube
- dual PSI / kPa scale dial
- temperature range **-40°F to 140°F (-40°C to 60°C)**

PSI Range	Fig. Inter.	Grad. Inter.	2½" Face ¼" Lower Mount Part #
0-15	3	.2	GBR15
0-30	5	.5	GBR30
0-60	10	1	GBR60
0-100	20	2	GBR100
0-160	20	2	GBR160
0-200	50	5	GBR200
0-300	50	5	GBR300
0-400	100	10	GBR400
0-600	100	10	GBR600
0-1000	200	20	GBR1000
0-1500	300	20	GBR1500
0-2000	500	50	GBR2000
0-3000	500	50	GBR3000
0-5000	1000	100	GBR5000



Process Gauges

Applications:

- Specifically designed for process, chemical and petroleum industries. Process gauges are engineered to deliver years of accurate service while withstanding vibration, corrosive media and corrosive atmosphere.

Features:

- temperature range: dry **-40°F to 200°F (-40°C to 93°C)**
- case: black impact resistant thermoplastic, with safety blowout back, solid front, integral back flange (dry)
- ring: ethylene propylene
- wetted parts: 316L stainless steel
- window: polycarbonate
- dial: white aluminum
- pointer: black aluminum
- accuracy: $\pm 0.5\%$ ANSI/ASME Grade 2A
- scale: single scale PSI only

PSI Range	Fig. Inter.	Grad. Inter.	4½" Face ½" Lower Mount Part #
0-30	5	.2	PGS30
0-60	10	.5	PGS60
0-100	10	1	PGS100
0-160	20	1	PGS160
0-200	20	2	PGS200
0-300	50	2	PGS300
0-600	10	5	PGS600
0-1000	100	10	PGS1000



FlutterGuard™ Dry Gauges

Features:

- FlutterGuard™ virtually eliminates pointer flutter, making the gauge easier to read and reducing excessive movement wear. Liquid-free casing results in lighter weight and eliminates the chance of gauge leakage.
- ASME B40.1, Grade B (± 3 -2-3% accuracy)
- ABS plastic case, corrosion resistant
- C-shaped bronze safety bourdon tube (600 PSI gauges and lower)
- helical wound bronze safety bourdon tube (1000 PSI gauges and higher)
- polycarbonate window
- black aluminum pointer
- PowerFlex™ movement with polyester segment, designed to resist the effects of shock, vibration and pulsation.
- ambient temperature range of **-40°F to 150°F (-40°C to 66°C)**



PSI Range	Fig. Inter.	Minor Grad.	2½" Face ¼" Lower Mount Part #
0-15	1	.5	GL300FG
0-30	5	.5	GL320FG
0-60	5	1	GL325FG
0-100	10	2	GL330FG
0-160	20	5	GL335FG
0-200	20	5	GL340FG
0-300	30	5	GL345FG
0-400	50	10	GL347FG
0-600	50	10	GL350FG
0-1000	200	20	GL355FG
0-1500	300	50	GL360FG
0-2000	400	50	GL365FG
0-3000	500	100	GL370FG
0-5000	1000	100	GL375FG

Stainless Panel Builder Gauges

Applications:

- fits industry standard 2.56" panel hole cutout
- suitable for corrosive environments
- used in gaseous and liquid media

Features:

- ASME B40.100 Grade A $\pm 2-1-2\%$ full scale accuracy
- 316L stainless steel wetted parts
- 304 stainless steel case and ring
- white aluminum with black lettering; stop pin
- black aluminum pointer
- glycerin filled case
- laminated safety glass window lens
- ambient temperature range: -4°F to 140°F (-20°C to 60°C)
- maximum media temperature 212°F maximum

PSI Range	Fig. Inter.	Minor Grad.	2½" Face ¼" Lower Back Mount Part #
0-15	3	.2	PBLSS15
0-30	5	.5	PBLSS30
0-60	10	1	PBLSS60
0-100	20	2	PBLSS100
0-160	20	2	PBLSS160
0-200	50	5	PBLSS200
0-300	50	5	PBLSS300
0-400	100	10	PBLSS400
0-600	100	10	PBLSS600
0-800	200	20	PBLSS800
0-1000	200	20	PBLSS1000
0-1500	300	20	PBLSS1500
0-2000	500	50	PBLSS2000
0-3000	500	50	PBLSS3000
0-5000	1000	100	PBLSS5000



Contractor Pressure Gauges

Features:

- accuracy class: $\pm 1\%$ of span
- wetted parts: copper alloy
- window: acrylic, snap in
- dial: aluminum, white
- pointer: aluminum, black, adjustable
- mounting flanged/bracket; rear flange: stainless steel
- case: stainless steel

PSI Range	4½" face, ¼" Lower Mount Part #
0-15	4277750-0001
0-30	4277768-0001
0-60	4277776-0003



**Features:**

- ASME B40.1, Grade B accuracy ($\pm 3\text{-}2\text{-}3\%$ accuracy)
- ABS plastic case, corrosion resistant
- bronze bourdon tube / brass socket
- polycarbonate window
- black aluminum pointer
- Powerflex movement with polyester segment, designed for extended wear
- temperature range of **-40°F to 150°F (-40°C to 66°C)**

Mercury (Hg)	PSI Range	Fig. Inter. (Hg / PSI)	Minor Grad. (Hg / PSI)	2½" Face ¼" Center Back Mount Part #	2½" Face ¼" Lower Mount Part #
30"	0-100	30 / 10	5 / 2	---	GL310
	0-160	30 / 20	5 / 5	GC210	---
	0-160	30 / 20	10 / 10	---	GL110
	0-200	30 / 20	10 / 10	---	GL315

Vacuum Gauges**Features:**

- ASME B40.1, Grade B accuracy ($\pm 3\text{-}2\text{-}3\%$ accuracy)
- ABS plastic case
- bronze bourdon tube
- polycarbonate crystal
- black aluminum pointer
- Powerflex movement with polyester segment, designed for extended wear
- temperature range: **-40°F to 150°F (-40°C to 66°C)**

Mercury (Hg)	Fig. Inter. (Hg / PSI)	Minor Grad. (Hg / PSI)	2" Face ¼" Lower Mount Part #	2" Face ¼" Center Back Mount Part #	2½" Face ¼" Lower Mount Part #
30"	5"	.5"	GL105	GC205	GL305

ABS Case Liquid Filled Gauges

Feature:

- ASME B40.100, Grade B (± 3 -2-3% accuracy)

PSI Range	Fig. Inter.	Minor Grad.	2½" Face ¼" Lower Mount Part #
0-15	3	.2	GLP500
0-30	5	.5	GLP505
0-60	10	1	GLP510
0-100	20	2	GLP515
0-160	20	2	GLP517
0-200	50	5	GLP520
0-300	50	5	GLP525
0-400	100	10	GLP527
0-600	100	10	GLP530
0-1000	200	20	GLP535
0-1500	300	20	GLP540
0-2000	500	50	GLP545
0-3000	500	50	GLP550
0-5000	1000	100	GLP555



Pneumatic
Accessories

Stainless Case Liquid Filled Gauges

Features:

- PowerFlex™ movement with polyester segment designed to resist the effects of shock, vibration and pulsation.
- ASME B40.100, Grade A (± 2 -1-2% accuracy)
- copper alloy bourdon tube
- white aluminum dial with black numbers and black aluminum pointer
- ¼" NPT brass connection
- glycerin filled
- polycarbonate window
- temperature range: **-4°F to 150°F (-20°C to 65°C)**

PSI Range	Fig. Inter.	Minor Grad.	2½" Face ¼" Center Back Mount Part #	2½" Face, ¼" Lower Mount Part #
0-15	3	.5	GLSC400	GLS400
0-30	5	.5	GLSC405	GLS405
0-60	10	1	GLSC410	GLS410
0-100	20	2	GLSC415	GLS415
0-160	20	2	GLSC417	GLS417
0-200	40	5	GLSC420	GLS420
0-300	50	5	GLSC425	GLS425
0-400	50	5	GLSC427	GLS427
0-600	100	10	GLSC430	GLS430
0-1000	200	10	GLSC435	GLS435
0-1500	300	50	GLSC440	GLS440
0-2000	400	20	GLSC445	GLS445
0-3000	500	50	GLSC450	GLS450
0-5000	1000	100	GLSC455	GLS455



GLSC420



GLS430

Stainless Steel Liquid Filled Gauges

Applications:

Designed for severe service applications, providing the corrosion resistance and durability of a permanently sealed gauge.

Features:

- $\pm 2-1-2\%$ accuracy
- polycarbonate window
- $\frac{1}{4}$ " NPT lower mount stainless connector
- 304 stainless case and crimp ring
- glycerin filled
- ambient temperature range: -4°F to 140°F (-20°C to 60°C)



GLSS1500

PSI Range	Fig. Inter.	Minor Grad.	2 1/2" Face 1/4" Lower Mount Part #
0-15	3	.2	GLSS15
0-30	5	.5	GLSS30
0-60	10	1	GLSS60
0-100	20	2	GLSS100
0-160	20	2	GLSS160
0-200	50	5	GLSS200
0-300	50	5	GLSS300
0-400	100	10	GLSS400
0-600	100	10	GLSS600
0-1000	200	20	GLSS1000
0-1500	300	20	GLSS1500
0-2000	500	50	GLSS2000
0-3000	500	50	GLSS3000
0-5000	1000	100	GLSS5000
0-10000	2000	200	GLSS10000

All Stainless Steel Liquid Filled Gauges

Applications:

Designed for severe service applications, providing the corrosion resistance and durability of a permanently sealed gauge.

Features:

- $\pm 2-1-2\%$ accuracy
- polycarbonate window
- $\frac{1}{4}$ " NPT center back mount stainless connector
- 304 stainless case and crimp ring
- glycerin filled
- ambient temperature range: -4°F to 140°F (-20°C to 60°C)



PSI Range	Fig. Inter.	Minor Grad.	2 1/2" Face 1/4" Center Back Mount Part #
0-100	20	2	GLSSC100
0-160	20	2	GLSSC160
0-200	50	5	GLSSC200

Brass Liquid Filled Gauges

Features:

- $\pm 2-1-2\%$ accuracy on 2½"; $\pm 1\%$ accuracy on 4"
- acrylic window with membrane assembly
- copper alloy bourdon tube
- brass movement with highly polished bearing surfaces
- glycerin filled
- 2½" face gauges: solid cast brass case with polished ABS cover ring
- 4" face gauges: cast brass, silver painted case with chrome plated brass cover ring
- ambient temperature range: **-4°F to 140°F (-20°C to 60°C)**

PSI Range	Fig. Inter.	Minor Grad.	2½" Face ¼" Lower Mount Part #	2½" Face ¼" Center Back Mount Part #	4" Face ½" Lower Mount Part #
0-15	3	.2	GLBR15	GLBRC15	GLBR15-4
0-30	5	.5	GLBR30	GLBRC30	GLBR30-4
0-60	10	1	GLBR60	GLBRC60	GLBR60-4
0-100	10	1	GLBR100	GLBRC100	GLBR100-4
0-160	20	2	GLBR160	GLBRC160	GLBR160-4
0-200	20	2	GLBR200	GLBRC200	GLBR200-4
0-300	50	5	GLBR300	GLBRC300	GLBR300-4
0-400	50	5	GLBR400	GLBRC400	GLBR400-4
0-600	100	10	GLBR600	GLBRC600	GLBR600-4
0-1000	100	10	GLBR1000	GLBRC1000	GLBR1000-4
0-1500	300	20	GLBR1500	GLBRC1500	GLBR1500-4
0-2000	200	20	GLBR2000	GLBRC2000	GLBR2000-4
0-3000	500	50	GLBR3000	GLBRC3000	GLBR3000-4
0-5000	500	50	GLBR5000	GLBRC5000	GLBR5000-4
0-10000	1000	100	---	---	GLBR10000-4



Welding Gauges

Features:

- $\pm 3-2-3\%$ accuracy according to ASME B40.100 Grade B
- polished drawn stainless steel case
- twist-lock polycarbonate window
- copper alloy bourdon tube
- "USE NO OIL" written in red on face
- ambient temperature range: **-40°F to 140°F (-20°C to 60°C)**

PSI Range	Fig. Inter.	Minor Grad.	2½" Face ¼" Lower Mount Part #
0-30	5	.5	GBRW30
0-30	5	.5	GBRW30R¹
0-60	10	1	GBRW60
0-100	20	2	GBRW100
0-200	50	5	GBRW200
0-400	100	10	GBRW400
0-600	100	10	GBRW600
0-4000	500	100	GBRW4000



¹ red band between 15 to 30 PSI on GBRW30R

General Purpose Digital Gauges

Applications:

- General purpose digital gauges are suitable for dry air applications and other media. Gauge offers selectable units of measure so rather than purchasing one gauge for each unit of measure required, one gauge can be used for multiple units of measure.
- ideal for test applications and for use in technicians tool kits

Features:

- 0.5% terminal point accuracy
- five-digit LCD display with large size .48" characters
- bar graph display (20 segment)
- 9 engineering units (accessed through keypad): PSI, in. HG, cm Hg, mm Hg, KPA, Mpa, BAR, KG/cm2, ft H2O
- IP67 weatherproof enclosure, polycarbonate / ABS
- two AA alkaline batteries included
- 2000 hour minimum battery life
- wetted parts: 17-4 PH stainless steel sensor with 316L stainless steel socket
- operating temperature: **-4°F to 140°F (-20°C to 60°C)**
- polycarbonate window
- other pressure and compound ranges available



PSI Range	2½" Face ¼" Lower Mount Part #
0-100	DG100
0-300	DG300
0-1000	DG1000
0-10,000	DG10000

180° Steam Gauge Siphons

Application:

- In steam service, the siphon will prevent hot steam from entering a pressure gauge, diaphragm seal or transmitter. Recommended for applications involving temperatures above **100°F (37°C)**. Also use siphons whenever condensing hot vapors (not just steam) are present.

**Features:**

- red brass pipe
- complies with ASTM B-43
- pressure rating: **200 PSI at 406°F (208°C)**



Male IPS	Red Brass Part #
¼"	401-01

Features:

- steel pipe
- ¼" NPT schedule 40 steel, welded
- pressure rating: **175 PSI at 340°F (171°C)**



Male IPS	Steel Part #
¼"	401-01S

Bi-Metal Thermometers

Features:

- case: sturdy, corrosion resistant series 304 stainless steel
- bezel crystal: optically clear, strong glass, gasketed to maintain weather-tight integrity is standard
- stem: 304 series stainless steel, welded at tip and case connector to prevent leakage, 1/4" (6.35 mm) diameter
- hermetically sealed per ASME B40.3 external reset
- slotted-hex adjustment head offers screwdriver or wrench use to field calibrate the thermometer
- bi-metal element: an extremely responsive temperature sensing helix which has been carefully sized and tested, heat treated and aged to relieve inherent stresses and insure continued accuracy
- dampening: bi-metal helix is coated with a viscous silicone to minimize pointer oscillation and to improve temperature transmission
- immersion: for accurate temperature readings, immerse stem a minimum of 2" (50 mm) in agitated liquids or 4" (100 mm) in moving air or gas
- over range: temporary over or under range of 50% of scale up to **260°C or 500°F** will not affect the instrument accuracy
- accuracy: guaranteed to be accurate to within 1% of full scale (Grade A per ASME B40.3) (The American Society of Mechanical Engineers issued a new standard for Bi-Metal Thermometers in 1990 referred to as ASME B40.3.)
- standard connection is 1/2" male NPT

Pneumatic
Accessories

Model 30 Back Connected

Stem Length	Temperature Range	3" Face Part #
2½"	0-250°F/-20-120°C	30025064
2½"	50-500°F/10-260°C	30025104
4"	0-250°F/-20-120°C	30040064
4"	50-500°F/10-260°C	30040104
6"	0-250°F/-20-120°C	30060064
6"	50-500°F/10-260°C	30060104
9"	0-250°F/-20-120°C	30090064
9"	50-500°F/10-260°C	30090104



Model 31 Bottom Connected 90° Angle

Stem Length	Temperature Range	3" Face Part #
2½"	0-250°F/-20-120°C	31025064
4"	50-500°F/10-260°C	31040104



Model 50 Back Connected

Stem Length	Temperature Range	5" Face Part #
2½"	50-500°F/10-260°C	50025104
4"	0-250°F/-20-120°C	50040064



Model 52 Adjustable Angle

Stem Length	Temperature Range	5" Face Part #
2½"	0-250°F/-20-120°C	52025064
4"	0-250°F/-20-120°C	52040064
4"	50-500°F/10-260°C	52040104





Bi-Metal Pocket Thermometers

Features:

- case: 304 stainless steel hermetically sealed
- crystal: extra heavy polycarbonate
- stem: 304 series stainless steel
- external reset with hex nut on back of case
- bi-metal element: responsive actuation by bi-metal helix
- dampening: bi-metal helix is coated with a viscous silicone to minimize pointer oscillation
- scale length: approximately 2-1/8" (54mm)
- accuracy: 1%
- polyethylene carrying case with clip

Temperature Range	Part #
0°F to 220°F (-18°C to 104°C)	PT220
50°F to 550°F (10°C to 288°C)	PT550

Magnetic Surface Mount Thermometers



Features:


- case: steel, 2" x 1/2"
- dial: polished aluminum
- bi-metal element: responsive actuation by bi-metal helix
- accuracy: ± 2%

Temperature Range	2" Face Part #
0°F to 250°F (-18°C to 121°C)	MT250
0°F to 500°F (-18°C to 260°F)	MT500

Threaded Thermowells

Feature:

- 3/4" male NPT process connection



'A' dimension	'B' dimension	316 Stainless Steel Part #
1 5/8"	2 1/2"	75TH2R015SS
2 1/2"	4"	75TH2R025SS
4 1/2"	6"	75TH2R045SS
7 1/2"	9"	75TH2R075SS

Ball Swivels

Features:

- brass and hardened steel construction
- O-ring seals
- wobble action for increased flexibility with air driven tools

Hose Size	Male NPT	Part #	Optional Qty
1/4"	1/4"	D444S	25
3/8"	1/4"	D446S	25

Pneumatic
Accessories

Push-On Ball Swivels

Feature:

- special barb design for secure grip in push-on type air hoses

Hose Size	Male NPT	Part #	Optional Qty
3/8"	1/4"	D446SL	25



In-Line Swivels

Features:

- for air service only
- rated to **250 PSI** at ambient temperature **70°F (21°C)**, minimum **35 PSI**
- heavy-duty, free turning steel swivel



Male NPT	Female NPT	Steel Part #
3/8"	1/2"	SV17
1/2"	1/2"	SV20
3/4"	3/4"	SV26




G

Features:

- for air service only
- rated to **150 PSI** at ambient temperature **70°F (21°C)**



Male NPT	Female NPT	Brass Part #
1/4"	1/4"	D344R
3/8"	3/8"	D366R



Air Tool Swivels

Features:

- swivels at two locations so air hose can drop directly to the floor
- rated to **150 PSI** at ambient temperature **70°F (21°C)**
- do not use with percussion tools



Size	Aluminum Part #
1/4"	D344U¹
3/8"	D346U
1/2"	D348U



¹ D344U is a non-marring composite.



Conical Mufflers

Application:

- threads into the exhaust ports of air tool, valves, cylinders and other pneumatic equipment

Features:

- reduces noise levels below 90 dBA to conform with OSHA standards
- 40 micron bronze filter element
- element is bonded directly to the fitting and *is not replaceable*
- maximum operating pressure: **300 PSI**
- temperature range: **35°F to 300°F (2°C to 149°C)**

NPT Thread	Overall Length	Nickel Plated Steel Part #
1/8"	1 1/8"	CMF18
1/4"	1 3/8"	CMF28
3/8"	1 1/2"	CMF38
1/2"	1 7/8"	CMF48
3/4"	2 1/4"	CMF68
1"	2 7/8"	CMF88


Speed Control Mufflers

Features:

- maximum operating pressure: **300 PSI**
- temperature range: **35°F to 300°F (2°C to 149°C)**
- safe and infinite variations of metering air flow at acceptable sound levels on exhaust ports of air valves
- speed of operating cylinder or air tool may be increased or decreased with adjusting screw, the final position is locked in place by the lock nut
- exhaust air noise is eliminated by a surrounding sleeve of sintered bronze



aluminum



brass

NPT Thread	Approximate Full Oper. Height	Maximum Adjusted SCFM	Brass Part #
1/8"	1-5/16"	20	SCM18
1/4"	1-9/16"	30	SCM28
3/8"	1 5/8"	40	SCM38
1/2"	2"	60	SCM48
3/4"	2 3/8"	70	SCM68
1"	2 1/2"	100	SCM88

Breather Vents

Applications:

- used on single acting cylinders or valves to prevent dirt and foreign particles from entering ports open to the atmosphere
- provides vacuum relief or pressure equalization on gear boxes, oil tanks or reservoirs

Features:

- standard pipe thread connections for quick assembly and removal for cleaning
- nickel plated steel insert with a bronze filter
- 40 micron filter element
- maximum operating pressure: **150 PSI**
- temperature range: **35°F to 300°F (2°C to 148°C)**



NPT Thread	Overall Length	Nickel Plated Steel Part #
1/8"	7/16"	ASP-1BV
1/4"	5/8"	ASP-2BV
3/8"	3/4"	ASP-3BV
1/2"	7/8"	ASP-4BV
3/4"	1"	ASP-6BV
1"	1-5/16"	ASP-8BV

Quick Disconnects.....	446 to 501	Adapters (cont.).....	502 to 522
H-series.....	446 to 452	JIC (cont.).....	5070 to 513
H-BOP series.....	453	Sleeves.....	511
HS-series.....	454	Straight weld end metal hose fittings.....	513
K-series.....	455 to 466	45° elbow weld end metal hose fittings.....	513
AG-series.....	457 to 458	90° elbow weld end metal hose fittings.....	513
V-series.....	459 to 467	NPTF.....	514 to 518
TR-series.....	468	Pipe nipples.....	514
HT-series.....	469 to 472	Hex reducer bushings.....	514
HTE-series.....	473	Swivels.....	518
HTZ-series.....	474	Swivel nuts.....	518
ST-series.....	475 to 477	Hex pipe couplings.....	518
PD-series.....	478	90° elbows.....	515 to 516
VEP-series.....	479 to 481	90° elbow swivels.....	516
VEP-BOP series.....	482	45° elbows.....	516
W-series.....	483 to 485	Tees.....	517
WS-series.....	486 to 488	Hex caps.....	518
WS-BOP series.....	489	Hex plugs.....	518
T-series.....	490 to 491	Metric parallel thread.....	518
CVV-series.....	492 to 493	BSPP (British Standard Pipe Parallel).....	519
E-series.....	494 to 496	Code 61 / 62 flanges.....	520 to 522
EA-series.....	497	4-bolt NPTF ports.....	520
CM-series.....	498 to 501	4-bolt SAE ports.....	520
Adapters.....	502 to 522	4-bolt flange pipe socket welds.....	521
Flat Face.....	502 to 503	Split flange kits.....	522
Unions.....	502	Straight SAE.....	522
Connectors.....	502	90° SAE elbows.....	522
90° elbows.....	502-503	45° SAE elbows.....	522
Tees.....	503	Hydraulic Hose Fittings.....	523 to 524
Caps.....	503	Suction and return line couplings.....	523
Plugs.....	503	Double bolt clamps.....	523
ORB.....	504 to 506	Stems.....	524
Reducers.....	504	Clamps for 1 or 2 wire.....	524
Unions.....	504	Inline hydraulic filters.....	524
O-ring Boss.....	504 to 505	Pipe and Tubing Hangers.....	525 to 526
Elbows.....	505 to 506	Standard series.....	525
Tees.....	506	Twin series.....	525
Plugs.....	506	Heavy duty series.....	526
37° JIC.....	507 to 513		
Flare.....	507		
Swivels.....	508		
90° elbows.....	508		
90° flare elbows.....	508 to 509		
45° elbows.....	509 to 510		
Flare union tees.....	510		
Flare tees.....	510		
Caps.....	511		
Nuts.....	511 to 512		
Plugs.....	511		

H-Series Hydraulic Couplings

Features:

- poppet style shut-off valves in both coupler and plug
- meets dimensional requirements of **ISO 7241 Series B**
- interchangeable with Parker-Hannifin 60 series, see Hydraulic Profile Chart on page 454
- Nitrile seals standard providing temperature range of **-40°F to 250°F (-40°C to 121°C)**
- contact Dixon® for pressure ratings and other technical information
- contact Dixon® for additional seal material options

ISO-B Female Threaded Couplers



steel



brass

Body Size	Threads	Steel		Brass	
		Previous Part #	Part #	Previous Part #	Part #
1/8"	1/8" - 27 NPTF	---	1HF1	---	1HF1-B
	7/16" - 20 ORB	---	1HOF2	---	---
1/4"	1/4" - 18 NPTF	16-263	2HF2	B16-263	2HF2-B
	1/4" - 19 BSPP	---	2HBF2	---	2HBF2-B
	9/16" - 18 ORB	---	2HOF3	---	---
3/8"	3/8" - 18 NPTF	16-363	3HF3	B16-363	3HF3-B
	3/8" - 19 BSPP	---	3HBF3	---	3HBF3-B
	3/4" - 16 ORB	---	3HOF4	---	---
		---	---	---	---
1/2"	1/2" - 14 NPTF	16-463	4HF4	B16-463	4HF4-B
	1/2" - 14 BSPP	---	4HBF4	---	4HBF4-B
	7/8" - 14 ORB	---	4HOF5	---	---
		---	---	---	---
3/4"	3/4" - 14 NPTF	16-663	6HF6	B16-663	6HF6-B
	3/4" - 14 BSPP	---	6HBF6	---	6HBF6-B
	1-1/16" - 12 ORB	---	6HOF6	---	---
1"	1" - 11 1/2 NPTF	16-863	8HF8	B16-863	8HF8-B
	1" - 11 BSPP	---	8HBF8	---	8HBF8-B
	1-5/16" - 12 ORB	---	8HOF8	---	---



303 stainless

Body Size	Threads	Previous Part #	303 Stainless Steel	316 Stainless Steel
			Part #	Part #
1/8"	1/8" - 27 NPTF	---	1HF1-S	1HF1-SS
1/4"	1/4" - 18 NPTF	SS16-263	2HF2-S	2HF2-SS
	1/4" - 19 BSPP	---	2HBF2-S	2HBF2-SS
3/8"	3/8" - 18 NPTF	SS16-363	3HF3-S	3HF3-SS
	3/8" - 19 BSPP	---	3HBF3-S	3HBF3-SS
1/2"	1/2" - 14 NPTF	SS16-463	4HF4-S	4HF4-SS
	1/2" - 14 BSPP	---	4HBF4-S	4HBF4-SS
3/4"	3/4" - 14 NPTF	SS16-663	6HF6-S	6HF6-SS
	3/4" - 14 BSPP	---	6HBF6-S	6HBF6-SS
1"	1" - 11 1/2 NPTF	SS16-863	8HF8-S	8HF8-SS
	1" - 11 BSPP	---	8HBF8-S	8HBF8-SS

H-Series Hydraulic Couplings

ISO-B Female Threaded Plugs

Hydraulic Fittings

Body Size	Threads	Steel		Brass	
		Previous Part #	Part #	Previous Part #	Part #
1/8"	1/8" - 27 NPTF	---	H1F1	---	H1F1-B
	7/16" - 20 ORB	---	H1OF2	---	---
1/4"	1/4" - 18 NPTF	17-263	H2F2	B17-263	H2F2-B
	1/4" - 19 BSPP	---	H2BF2	---	H2BF2-B
	9/16" - 18 ORB	---	H2OF3	---	---
3/8"	3/8" - 18 NPTF	17-363	H3F3	B17-363	H3F3-B
	3/8" - 19 BSPP	---	H3BF3	---	H3BF3-B
	3/4" - 16 ORB	---	H3OF4	---	---
1/2"	1/2" - 14 NPTF	17-463	H4F4	B17-463	H4F4-B
	1/2" - 14 BSPP	---	H4BF4	---	H4BF4-B
	7/8" - 14 ORB	---	H4OF5	---	---
3/4"	3/4" - 14 NPTF	17-663	H6F6	B17-663	H6F6-B
	3/4" - 14 BSPP	---	H6BF6	---	H6BF6-B
	1-1/16" - 12 ORB	---	H6OF6	---	---
1"	1" - 11 1/2 NPTF	17-863	H8F8	B17-863	H8F8-B
	1" - 11 BSPP	---	H8BF8	---	H8BF8-B
	1-5/16" - 12 ORB	---	H8OF8	---	---




steel



brass

Body Size	Threads	Previous Part #	303 Stainless Steel	316 Stainless Steel
			Part #	Part #
1/8"	1/8" - 27 NPTF	---	H1F1-S	H1F1-SS
1/4"	1/4" - 18 NPTF	SS17-263	H2F2-S	H2F2-SS
	1/4" - 19 BSPP	---	H2BF2-S	H2BF2-SS
3/8"	3/8" - 18 NPTF	SS17-363	H3F3-S	H3F3-SS
	3/8" - 19 BSPP	---	H3BF3-S	H3BF3-SS
1/2"	1/2" - 14 NPTF	SS17-463	H4F4-S	H4F4-SS
	1/2" - 14 BSPP	---	H4BF4-S	H4BF4-SS
3/4"	3/4" - 14 NPTF	SS17-663	H6F6-S	H6F6-SS
	3/4" - 14 BSPP	---	H6BF6-S	H6BF6-SS
1"	1" - 11 1/2 NPTF	SS17-863	H8F8-S	H8F8-SS
	1" - 11 BSPP	---	H8BF8-S	H8BF8-SS



303 stainless



ISO-B Male Threaded Plugs

Body Size	Threads	Steel Part #
1/4"	3/8" - 18 NPTF	H2M3



Body Size	Threads	303 Stainless Steel Part #
1/2"	3/4" - 14 NPTF	H4M6-S



H-Series Hydraulic Couplings

ISO-B High Volume Female Threaded Couplers

Hydraulic Fittings



steel



brass



316 stainless

Body Size	Threads	Steel Part #	Brass Part #	303 Stainless Steel Part #	316 Stainless Steel Part #
1¼"	1¼" - 11½ NPTF	10HF10	10HF10-B	10HF10-S	10HF10-SS
	1¼" - 11 BSPP	10HBF10	---	---	10HBF10-SS
1½"	1¼" - 11½ NPTF	12HF10	12HF10-B	12HF10-S	---
	1½" - 11½ NPTF	12HF12	12HF12-B	12HF12-S	12HF12-SS
	1½" - 11 BSPP	12HBF12	12HBF12-B	12HBF12-S	12HBF12-SS
	1½" - 12 ORB	12HOF12	---	---	---
2½"	2" - 11½ NPTF	20HF16	20HF16-B	---	---
	2½" - 8 NPTF	20HF20	---	---	---
	3" - 8 NPTF	20HF24	---	---	---

ISO-B High Volume Female Threaded Plugs



steel



brass




303 stainless

Body Size	Threads	Steel Part #	Brass Part #	303 Stainless Steel Part #	316 Stainless Steel Part #
1¼"	1¼" - 11½ NPTF	H10F10	H10F10-B	H10F10-S	H10F10-SS
	1¼" - 11 BSPP	H10BF10	---	---	H10BF10-SS
1½"	1¼" - 11½ NPTF	H12F10	H12F10-B	H12F10-S	---
	1½" - 11½ NPTF	H12F12	H12F12-B	H12F12-S	H12F12-SS
	1½" - 11 BSPP	H12BF12	H12BF12-B	H12BF12-S	H12BF12-SS
	1½" - 12 ORB	H12OF12	---	---	---
2½"	2" - 11½ NPTF	H20F16	H20F16-B	---	---
	2½" - 8 NPTF	H20F20	---	---	---
	3" - 8 NPTF	H20F24	---	---	---

H-Series Hydraulic Couplings

ISO-B Steel Mill 'Slide Gate' Female Threaded Couplers

Body Size	Female Threads	Steel Part #
1/2"	1/2" - 14 NPTF	4HF4-HV



Hydraulic Fittings


ISO-B Steel Mill 'Slide Gate' Female Threaded Plugs

Body Size	Female Threads	Steel Part #
1/2"	1/2" - 14 NPTF	H4F4-HV




ISO-B Food Grade Silicone Flanged Female Threaded Couplers

Body Size	Female Threads	303 Stainless Steel	316 Stainless Steel
		Part #	Part #
1/2"	1/2" - 14 NPTF	D-4HF4-S-FSB	D-4HF4-SS-FSB



ISO-B Food Grade Nylon Flanged Female Threaded Couplers

Body Size	Female Threads	303 Stainless Steel	316 Stainless Steel
		Part #	Part #
1/2"	1/2" - 14 NPTF	D-4HF4-S-FNS	D-4HF4-SS-FNS



ISO-B Food Grade Female Threaded Plugs

Body Size	Female Threads	Steel	303 Stainless Steel	316 Stainless Steel
		Part #	Part #	Part #
1/2"	1/2" - 14 NPTF	D-H4F4-SV-8	D-H4F4-S	D-H4F4-SS



H-Series Hydraulic Couplings

ISO-B Dust Caps / Plugs



Body Size	Previous Part #		Nitrile Part #
	Plugs	Caps	
1/8"	VHC002	---	1HDP
1/8"	---	---	H1DC
1/4"	16-002	17-002	2HDP-H2DC
3/8"	16-003	17-003	3HDP-H3DC
1/2"	16-004	17-004	4HDP-H4DC
3/4"	16-006	17-004	6HDP-H6DC
1"	16-008	17-008	8HDP-H8DC ¹

¹ 8HDP-H8DC fits both 1" and 1 1/4" body sizes

ISO-B Rigid Dust Plugs



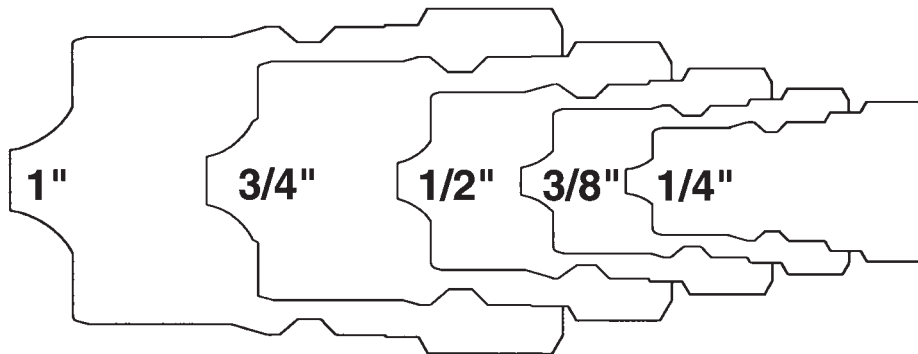
Body Size	Previous Part #	Aluminum body with steel cable Part #
1/4"	16-002A	2HDP-A
3/8"	16-003A	3HDP-A
1/2"	16-004A	4HDP-A
3/4"	16-006A	6HDP-A
1"	16-008A	8HDP-A
1 1/2"	---	12HDP-A
2 1/2"	---	20HDP-A

ISO-B Rigid Dust Caps



Body Size	Previous Part #	Aluminum body with steel cable Part #
1/4"	17-002A	H2DC-A
3/8"	17-003A	H3DC-A
1/2"	17-004A	H4DC-A
3/4"	17-006A	H6DC-A
1"	17-008A	H8DC-A
1 1/2"	---	H12DC-A
2 1/2"	---	H20DC-A

Plug Profiles



Industry/Competitor Interchange

- ISO 7241-B
- Hansen HK
- Eaton/Aeroquip FD45
- Parker 60
- Faster HNV
- Stucchi IRB/IRBO/IRBX

H-Series Hydraulic Couplings

ISO-B Coupler Seal Kits

Body Size	Coupler Material	Description	EPDM Part #	FKM Part #	Nitrile Part #
1/8"	brass, steel, 303 SS, 316 SS	two O-rings and one PTFE anti-extrusion ring	P-1H-SKIT	F-1H-SKIT	1H-SKIT
1/4"	brass, steel, 303 SS, 316 SS	two O-rings and one PTFE anti-extrusion ring	P-2H-SKIT	F-2H-SKIT	2H-SKIT
3/8"	brass, steel, 303 SS, 316 SS	two O-rings and one PTFE anti-extrusion ring	P-3H-SKIT	F-3H-SKIT	3H-SKIT
1/2"	brass, steel, 303 SS, 316 SS	two O-rings and one PTFE anti-extrusion ring	P-4H-SKIT	F-4H-SKIT	4H-SKIT
3/4"	brass, steel, 303 SS, 316 SS	two O-rings and one PTFE anti-extrusion ring	P-6H-SKIT	F-6H-SKIT	6H-SKIT
1"	brass, steel, 303 SS, 316 SS	two O-rings and one PTFE anti-extrusion ring	P-8H-SKIT	F-8H-SKIT	8H-SKIT
1 1/4"	brass, steel, 303 SS, 316 SS	adapter / valve O-ring and two body O-rings	P-10H-SKIT	F-10H-SKIT	10H-SKIT
1 1/2"	brass, steel, 303 SS, 316 SS	adapter / valve O-ring and two body O-rings	P-12H-SKIT	F-12H-SKIT	12H-SKIT



H-Series Hydraulic Couplings

ISO-B Repair Kits

Hydraulic Fittings

Body Size	Coupler Material	Seal Material	Description	Part #
1/4"	<i>steel</i>	<i>nitrile</i>	steel valve assembly and retaining ring	2H-RKIT
	<i>brass</i>	<i>nitrile</i>	brass valve assembly and retaining ring	2H-BRKIT
	<i>303 stainless</i>	<i>nitrile</i>	303 SS valve assembly and retaining ring	2H-SRKIT
	<i>316 stainless</i>	<i>nitrile</i>	316 SS valve assembly and retaining ring	2H-SSRKIT
3/8"	<i>steel</i>	<i>nitrile</i>	steel valve assembly and retaining ring	3H-RKIT
	<i>brass</i>	<i>nitrile</i>	brass valve assembly and retaining ring	3H-BRKIT
	<i>303 stainless</i>	<i>nitrile</i>	303 SS valve assembly and retaining ring	3H-SRKIT
	<i>316 stainless</i>	<i>nitrile</i>	316 SS valve assembly and retaining ring	3H-SSRKIT
1/2"	<i>steel</i>	<i>nitrile</i>	steel valve assembly and retaining ring	4H-RKIT
	<i>brass</i>	<i>nitrile</i>	brass valve assembly and retaining ring	4H-BRKIT
	<i>303 stainless</i>	<i>nitrile</i>	303 SS valve assembly and retaining ring	4H-SRKIT
	<i>316 stainless</i>	<i>nitrile</i>	316 SS valve assembly and retaining ring	4H-SSRKIT
3/4"	<i>steel</i>	<i>nitrile</i>	steel valve assembly and retaining ring	6H-RKIT
	<i>brass</i>	<i>nitrile</i>	brass valve assembly and retaining ring	6H-BRKIT
	<i>303 stainless</i>	<i>nitrile</i>	303 SS valve assembly and retaining ring	6H-SRKIT
	<i>316 stainless</i>	<i>nitrile</i>	316 SS valve assembly and retaining ring	6H-SSRKIT
1"	<i>steel</i>	<i>nitrile</i>	steel valve assembly and retaining ring	8H-RKIT
	<i>brass</i>	<i>nitrile</i>	brass valve assembly and retaining ring	8H-BRKIT
	<i>303 stainless</i>	<i>nitrile</i>	303 SS valve assembly and retaining ring	8H-SRKIT
	<i>316 stainless</i>	<i>nitrile</i>	316 SS valve assembly and retaining ring	8H-SSRKIT
1 1/4"	<i>steel</i>	<i>nitrile</i>	steel valve assembly and adapter O-ring	10H-RKIT
	<i>brass</i>	<i>nitrile</i>	brass valve assembly and adapter O-ring	10H-BRKIT
	<i>303 stainless</i>	<i>nitrile</i>	303 SS valve assembly and adapter O-ring	10H-SRKIT
	<i>316 stainless</i>	<i>nitrile</i>	316 SS valve assembly and adapter O-ring	10H-SSRKIT
1 1/2"	<i>steel</i>	<i>nitrile</i>	steel valve assembly and adapter O-ring	12H-RKIT
	<i>brass</i>	<i>nitrile</i>	brass valve assembly and adapter O-ring	12H-BRKIT
	<i>303 stainless</i>	<i>nitrile</i>	303 SS valve assembly and adapter O-ring	12H-SRKIT
	<i>316 stainless</i>	<i>nitrile</i>	316 SS valve assembly and adapter O-ring	12H-SSRKIT



H-BOP Series Hydraulic Couplings

Application:


- designed specifically for blow-out preventer systems on drilling rigs

Features:

- fire tested and Lloyd's certified to **1300°F (700°C)** in accordance with API 16D; certificate available upon request
- pressure rating **5000 PSI at 70°F (21°C)**
- steel coupler sleeves are hardened to resist deformation and maximize service life
- individually marked with the BOP series designation
- interchangeable with ISO7241 Series B, Eaton/Hansen HKFR-Series, DNP HNV-BOP Series

Blowout Preventer Safety Female Couplers

Body Size	Female Threads	Steel Part #	316 Stainless Steel Part #
3/8"	3/8" - 18 NPTF	3HF3-BOP	3HF3-SS-BOP
1/2"	1/2" - 14 NPTF	4HF4-BOP	4HF4-SS-BOP
3/4"	3/4" - 14 NPTF	6HF6-BOP	6HF6-SS-BOP
1"	1" - 11½ NPTF	8HF8-BOP	8HF8-SS-BOP

**Blowout Preventer Safety Female Plugs**

Body Size	Female Threads	Steel Part #	316 Stainless Steel Part #
3/8"	3/8" - 18 NPTF	H3F3-BOP	H3F3-SS-BOP
1/2"	1/2" - 14 NPTF	H4F4-BOP	H4F4-SS-BOP
3/4"	3/4" - 14 NPTF	H6F6-BOP	H6F6-SS-BOP
1"	1" - 11½ NPTF	H8F8-BOP	H8F8-SS-BOP



HS-Series Hydraulic Couplings

Applications:

- designed exclusively for steam applications

Features:

- coupler has a large plated steel sleeve designed for easier gripping with gloves
- special high-temp EPDM O-rings designed for steam service providing a temperature range of -70°F to 400°F (-57°C to 204°C)
- rated to 200 PSI gauge saturated steam 382°F (194°C)



Warning: Do Not Disconnect Under Pressure!

ISO-B Steam Interchange Female Threaded Couplers



Body Size	Threads	Brass		303 Stainless Steel Part #
		Previous Part #	Part #	
1/4"	1/4" - 18 NPTF	B16-200S	2HSF2-B	2HSF2-S
	1/4" - 19 BSPP	---	2HSBF2-B	2HSBF2-S
3/8"	3/8" - 18 NPTF	B16-300S	3HSF3-B	3HSF3-S
	3/8" - 19 BSPP	---	3HSBF3-B	3HSBF3-S
1/2"	1/2" - 14 NPTF	B16-400S	4HSF4-B	4HSF4-S
	1/2" - 14 BSPP	---	4HSBF4-B	4HSBF4-S
3/4"	3/4" - 14 NPTF	B16-600S	6HSF6-B	6HSF6-S
	3/4" - 14 BSPP	---	6HSBF6-B	6HSBF6-S
1"	1" - 11 1/2 NPTF	B16-800S	8HSF8-B	8HSF8-S
	1" - 11 BSPP	---	8HSBF8-B	8HSBF8-S
1 1/2"	1 1/2" - 11 1/2 NPTF	B16-1200S	PS-12HF12-B	---

ISO-B Steam Interchange Female Threaded Plugs



Body Size	Threads	Steel Part #	Brass		303 Stainless Steel Part #
			Previous Part #	Part #	
1/4"	1/4" - 18 NPTF	HS2F2	B17-200S	HS2F2-B	HS2F2-S
	1/4" - 19 BSPP	HS2BF2	---	HS2BF2-B	HS2BF2-S
3/8"	3/8" - 18 NPTF	HS3F3	B17-300S	HS3F3-B	HS3F3-S
	3/8" - 19 BSPP	HS3BF3	---	HS3BF3-B	HS3BF3-S
1/2"	1/2" - 14 NPTF	HS4F4	B17-400S	HS4F4-B	HS4F4-S
	1/2" - 14 BSPP	HS4BF4	---	HS4BF4-B	HS4BF4-S
3/4"	3/4" - 14 NPTF	HS6F6	B17-600S	HS6F6-B	HS6F6-S
	3/4" - 14 BSPP	HS6BF6	---	HS6BF6-B	HS6BF6-S
1"	1" - 11 1/2 NPTF	HS8F8	B17-800S	HS8F8-B	HS8F8-S
	1" - 11 BSPP	HS8BF8	---	HS8BF8-B	HS8BF8-S
1 1/2"	1 1/2" - 11 1/2 NPTF	---	B17-1200S	PS-H12F12-B	---

K-Series Hydraulic Couplings

Features:

- poppet style shut-off valves in both coupler and plug
- interchangeable with Aeroquip/Eaton FD56 (5600), Parker 6600, and **ISO-A 7241 interchange**, see Hydraulic Profile Chart on page 456
- nitrile (Buna-N) seal standard, providing a temperature range of **-40°F to 250°F (-40°C to 121°C)**
- Contact Dixon® for additional seal material options, pressure ratings and other technical information.

ISO-A Interchange Female Threaded Couplers

Body Size	Threads	Previous Part #	Steel Part #	316 Stainless Steel Part #
1/4"	1/8" - 27 NPTF	56-100	2KF1	---
	1/4" - 18 NPTF	56-200	2KF2	2KF2-SS
	1/4" - 19 BSPP	---	2KBF2	2KBF2-SS
	7/16" - 20 ORB	---	2KOF2	---
3/8"	3/8" - 18 NPTF	56-300	3KF3	3KF3-SS
	3/8" - 19 BSPP	---	3KBF3	3KBF3-SS
	9/16" - 18 ORB	---	3KOF3	---
1/2"	1/2" - 14 NPTF	56-400	4KF4	4KF4-SS
	1/2" - 14 BSPP	---	4KBF4	4KBF4-SS
	3/4" - 16 ORB	---	4KOF4	---
	7/8" - 14 ORB	---	4KOF5	---
	3/4" - 14 NPTF	56-600	4KF6	---
3/4"	3/4" - 14 NPTF	56-660	6KF6	6KF6-SS
	3/4" - 14 BSPP	---	6KBF6	6KBF6-SS
	1-1/16" - 12 ORB	---	6KOF6	---
1"	1" - 11 1/2 NPTF	56-800	8KF8	8KF8-SS
	1" - 11 BSPP	---	8KBF8	8KBF8-SS
	1-5/16" - 12 ORB	---	8KOF8	---
1 1/4"	1 1/4" - 11 1/2 NPT	---	10KF10	---
	1 1/4" - 11 BSPP	---	10KBF10	---
1 1/2"	1 1/2" - 11 1/2 NPT	---	12KF12	---
	1 1/2" - 11 BSPP	---	12KBF12	---
2"	2" - 11 1/2 NPT	---	16KF16	---
	2" - 11 BSPP	---	16KBF16	---



4KF4 - steel




6KF6 - steel



10KF10 - steel

ISO-A Interchange Female Threaded Plugs

Body Size	Threads	Previous Part #	Steel Part #	316 Stainless Steel Part #
1/4"	1/8" - 27 NPTF	57-100	K2F1	---
	1/4" - 18 NPTF	57-200	K2F2	K2F2-SS
	1/4" - 19 BSPP	---	K2BF2	K2BF2-SS
	7/16" - 20 ORB	---	K2OF2	---
3/8"	3/8" - 18 NPTF	57-300	K3F3	K3F3-SS
	3/8" - 19 BSPP	---	K3BF3	K3BF3-SS
	9/16" - 18 ORB	---	K3OF3	---
1/2"	1/2" - 14 NPTF	57-400	K4F4	K4F4-SS
	1/2" - 14 BSPP	---	K4BF4	K4BF4-SS
	3/4" - 16 ORB	---	K4OF4	---
	7/8" - 14 ORB	---	K4OF5	---
	3/4" - 14 NPTF	57-600	K4F6	---
3/4"	3/4" - 14 NPTF	57-660	K6F6	K6F6-SS
	3/4" - 14 BSPP	---	K6BF6	K6BF6-SS
	1-1/16" - 12 ORB	---	K6OF6	---
1"	1" - 11 1/2 NPTF	57-800	K8F8	K8F8-SS
	1" - 11 BSPP	---	K8BF8	K8BF8-SS
	1-5/16" - 12 ORB	---	K8OF8	---
1 1/4"	1 1/4" - 11 1/2 NPT	---	K10F10	---
	1 1/4" - 11 BSPP	---	K10BF10	---
1 1/2"	1 1/2" - 11 1/2 NPT	---	K12F12	---
	1 1/2" - 11 BSPP	---	K12BF12	---
2"	2" - 11 1/2 NPT	---	K16F16	---
	2" - 11 BSPP	---	K16BF16	---



K4F4 - steel



K6F6 - steel

K-Series Hydraulic Couplings

Hydraulic Fittings

ISO-A Interchange Dust Caps / Plugs

Body Size	Previous Part #	Nitrile Part #
1/4"	56-002 / 57-002	2KDP-K2DC
3/8"	56-003 / 57-003 / VHCN004	3KDP-K3DC
3/4"	56-006 / 57-006	6KDP-K6DC
1"	56-008 / 57-008	8KDP-K8DC



ISO-A Interchange Color Coded Dust Plugs



Body Size	Color	Previous Part #	Nitrile Part #
1/2"	black	56-004	4KDP
	red	---	4K-R-DP
	orange	---	4K-O-DP
	yellow	---	4K-Y-DP
	green	---	4K-G-DP
	blue	---	4K-B-DP

ISO-A Interchange Color Coded Dust Caps

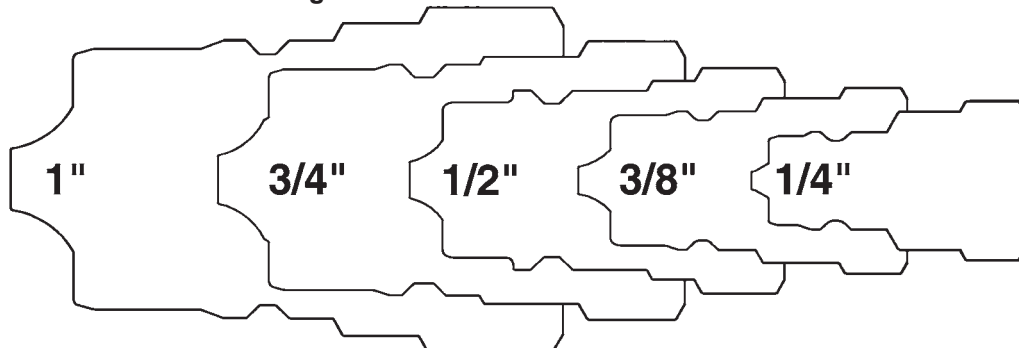


Body Size	Color	Previous Part #	Nitrile Part #
1/2"	black	57-004	K4DC
	red	---	K4-R-DC
	orange	---	K4-O-DC
	yellow	---	K4-Y-DC
	green	---	K4-G-DC
	blue	---	K4-B-DC

ISO-A Interchange Coupler Seal Kits

Body Size	Coupler Style	Description	Nitrile Part #
1/4"	all	O-ring and PTFE anti-extrusion ring	2K-SKIT
3/8"	all	O-ring and PTFE anti-extrusion ring	3K-SKIT
1/2"	all	O-ring and PTFE anti-extrusion ring	4K-SKIT
3/4"	all	O-ring and PTFE anti-extrusion ring	6K-SKIT
1"	all	O-ring and PTFE anti-extrusion ring	8K-SKIT
1 1/4"	all	O-ring and PTFE anti-extrusion ring	10K-SKIT
1 1/2"	all	O-ring and PTFE anti-extrusion ring	12K-SKIT
2"	all	O-ring and PTFE anti-extrusion ring	16K-SKIT

Plug Profiles



Industry/Competitor Interchange

ISO 7241-A
 Eaton/Aeroquip 5600
 Parker 6600
 Faster ANV
 Safeway S56
 Stucchi BIR

AG-Series Hydraulic Couplings

Application:

- used on construction equipment, farm implements and most other mobile equipment

Features:

- ball valve and poppet valve options available
- interchangeable with Pioneer 4000 series, see Hydraulic Profile Chart on page 462
- nitrile (Buna-N) seal standard, providing a temperature range of **-40°F to 250°F (-40°C to 121°C)**
- Contact Dixon® for pressure ratings and other technical information.

Agricultural Ball Valve Female Threaded Couplers

Body Size	Threads	Steel	
		Previous Part #	Part #
1/4"	1/4" - 18 NPTF	---	2AGF2
3/8"	3/8" - 18 NPTF	---	3AGF3
1/2"	1/2" - 14 NPTF	18-400	4AGF4
	1/2" - 14 BSPP	---	4AGBF4
	3/4" - 16 ORB	18-415	4AGOF4
	7/8" - 14 ORB	---	4AGOF5
3/4"	3/4" - 14 NPTF	18-600	4AGF6
	3/4" - 14 NPTF	18-660	6AGF6
1"	1" - 11 1/2 NPTF	---	8AGF8



Agricultural Poppet Valve Female Threaded Couplers

Body Size	Threads	Steel	
		Previous Part #	Part #
1/4"	1/4" - 18 NPTF	18-200	2AGF2-PV
3/8"	3/8" - 18 NPTF	18-300	3AGF3-PV
1/2"	1/2" - 14 NPTF	---	4AGF4-PV
	1/2" - 14 BSPP	---	4AGBF4-PV
	3/4" - 16 ORB	---	4AGOF4-PV
	7/8" - 14 ORB	---	4AGOF5-PV
3/4"	3/4" - 14 NPTF	---	4AGF6-PV
	3/4" - 14 NPTF	---	6AGF6-PV
1"	1" - 11 1/2 NPTF	18-800	8AGF8-PV



Agricultural Push-Pull Ball Valve Female Threaded Couplers

Body Size	Threads	Steel
		Part #
3/8"	3/8" - 18 NPTF	3AGF3-PS
	1/2" - 14 NPTF	4AGF4-PS
1/2"	3/4" - 16 ORB	4AGOF4-PS
	7/8" - 14 ORB	4AGOF5-PS
	3/4" - 14 NPTF	4AGF6-PS
3/4"	3/4" - 14 NPTF	6AGF6-PS



Agricultural Push-Pull Poppet Valve Female Threaded Couplers

Body Size	Threads	Steel
		Part #
3/8"	3/8" - 18 NPTF	3AGF3-PV-PS
	1/2" - 14 NPTF	4AGF4-PV-PS
1/2"	3/4" - 16 ORB	4AGOF4-PV-PS
	7/8" - 14 ORB	4AGOF5-PV-PS
	3/4" - 14 NPTF	4AGF6-PV-PS
3/4"	3/4" - 14 NPTF	6AGF6-PV-PS



AG-Series Hydraulic Couplings

Agricultural Ball Valve Female Threaded Plugs



Body Size	Threads	Steel	
		Previous Part #	Part #
1/4"	1/4" - 18 NPTF	---	AG2F2
3/8"	3/8" - 18 NPTF	---	AG3F3
1/2"	1/2" - 14 NPTF	19-400	AG4F4
	1/2" - 14 BSPP	---	AG4BF4
	3/4" - 16 ORB	19-415	AG4OF4
	7/8" - 14 ORB	---	AG4OF5
	3/4" - 14 NPTF	19-600	AG4F6
3/4"	3/4" - 14 NPTF	19-660	AG6F6
1"	1" - 11 1/2 NPTF	---	AG8F8

Agricultural Poppet Valve Female Threaded Plugs



Body Size	Threads	Steel	
		Previous Part #	Part #
1/4"	1/4" - 18 NPTF	---	AG2F2-PV
3/8"	3/8" - 18 NPTF	---	AG3F3-PV
1/2"	1/2" - 14 NPTF	19-400	AG4F4-PV
	1/2" - 14 BSPP	---	AG4BF4-PV
	3/4" - 16 ORB	19-415	AG4OF4-PV
	7/8" - 14 ORB	---	AG4OF5-PV
	3/4" - 14 NPTF	19-600	AG4F6-PV
3/4"	3/4" - 14 NPTF	19-660	AG6F6-PV
1"	1" - 11 1/2 NPTF	---	AG8F8-PV

Agricultural Dust Plugs



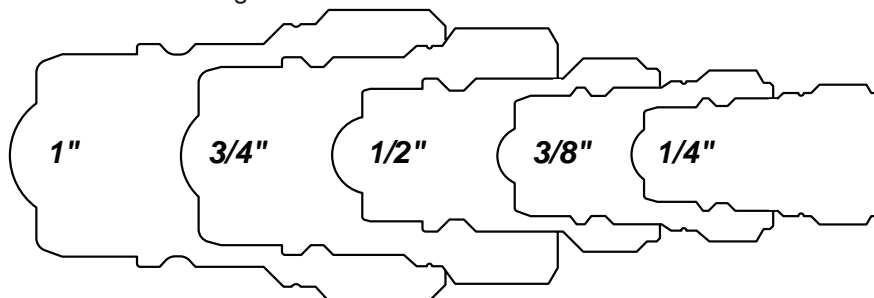
Body Size	Elastomer	
	Previous Part #	Part #
1/4"	18-002	2AGDP
3/8"	18-003	3AGDP
1/2"	For 1/2" Please refer to the color coded K-Series Dust Plugs on pg. 456	
3/4"	18-006	6AGDP
1"	18-008	8AGDP

Agricultural Dust Caps



Body Size	Elastomer	
	Previous Part #	Part #
1/4"	19-002	AG2DC
3/8"	19-003	AG3DC
1/2"	For 1/2" Please refer to the color coded K-Series Dust Caps on pg. 456	
3/4"	19-006	AG6DC
1"	19-008	AG8DC

Plug Profiles



Industry/Competitor Interchange

Parker/Pioneer 4000
Safeway S20
Faster NS/NV
Stucchi IR


V-Series Hydraulic Couplings

Features:


- general purpose hydraulic quick-connect provides superior flow characteristics for a variety of applications
- interchangeable with Snap-tite H/H Series, see Hydraulic Profile Chart on page 465
- nitrile seal standard providing a temperature range of **-40°F to 250°F (-40°C to 121°C)**
- Contact Dixon® for additional seal material options.
- Contact Dixon® for pressure ratings and other technical information.

Snap-Tite H/H Interchange Valved Female Threaded Couplers

Body Size	Threads	Steel		Brass	
		Previous Part #	Part #	Previous Part #	Part #
1/4"	1/8" - 27 NPTF	---	2VF1	---	---
	1/4" - 18 NPTF	VHC200	2VF2	VHC200B	2VF2-B
	1/4" - 19 BSPP	---	2VBF2	---	2VBF2-B
	7/16" - 20 ORB	---	2VOF2	---	---
3/8"	3/8" - 18 NPTF	VHC300	3VF3	VHC300B	3VF3-B
	3/8" - 19 BSPP	---	3VBF3	---	3VBF3-B
	9/16" - 18 ORB	---	3VOF3	---	---
	1/2" - 14 NPTF	---	3VF4	---	---
1/2"	1/2" - 14 NPTF	VHC400	4VF4	VHC400B	4VF4-B
	1/2" - 14 BSPP	---	4VBF4	---	4VBF4-B
	3/4" - 16 ORB	---	4VOF4	---	---
	3/4" - 14 NPTF	---	4VF6	---	---
3/4"	3/4" - 14 NPTF	VHC600	6VF6	VHC600B	6VF6-B
	3/4" - 14 BSPP	---	6VBF6	---	6VBF6-B
	1-1/16" - 12 ORB	---	6VOF6	---	---
1"	1" - 11 1/2 NPTF	VHC800	8VF8	---	8VF8-B
	1" - 11 BSPP	---	8VBF8	---	8VBF8-B
	1-5/16" - 12 ORB	---	8VOF8	---	---
1 1/4"	1 1/4" - 11 1/2 NPTF	VHC1000	10VF10	---	10VF10-B
	1 1/4" - 11 BSPP	---	10VBF10	---	10VBF10-B
	1 5/8" - 12 ORB	---	10VOF10	---	---
1 1/2"	1 1/2" - 11 1/2 NPTF	VHC1200	12VF12	---	12VF12-B
	1 1/2" - 11 BSPP	---	12VBF12	---	12VBF12-B
	1 7/8" - 12 ORB	---	12VOF12	---	---
2"	2" - 11 1/2 NPTF	VHC1600	16VF16	---	16VF16-B
	2" - 11 BSPP	---	16VBF16	---	16VBF16-B



steel



brass

Body Size	Threads	316 Stainless Steel	
		Previous Part #	Part #
1/4"	1/4" - 18 NPTF	VHC200SS	2VF2-SS
	1/4" - 19 BSPP	---	2VBF2-SS
3/8"	3/8" - 18 NPTF	---	3VF3-SS
	3/8" - 19 BSPP	---	3VBF3-SS
1/2"	1/2" - 14 NPTF	VHC400SS	4VF4-SS
	1/2" - 14 BSPP	---	4VBF4-SS
3/4"	3/4" - 14 NPTF	VHC600SS	6VF6-SS
	3/4" - 14 BSPP	---	6VBF6-SS
1"	1" - 11 1/2 NPTF	---	8VF8-SS
	1" - 11 BSPP	---	8VBF8-SS
1 1/4"	1 1/4" - 11 1/2 NPTF	---	10VF10-SS
	1 1/4" - 11 BSPP	---	10VBF10-SS
1 1/2"	1 1/2" - 11 1/2 NPTF	---	12VF12-SS
	1 1/2" - 11 BSPP	---	12VBF12-SS
2"	2" - 11 1/2 NPTF	---	16VF16-SS
	2" - 11 BSPP	---	16VBF16-SS



V-Series Hydraulic Couplings

Snap-Tite H/IH Interchange Valved Male Threaded Couplers

Hydraulic Fittings



steel



brass



316 stainless



steel - JIC

Body Size	Threads	Steel Part #	Brass Part #	316 Stainless Steel Part #
1/4"	1/8" - 27 NPTF	2VM1	---	---
	1/4" - 18 NPTF	2VM2	2VM2-B	2VM2-SS
	7/16" - 20 JIC	2VJM2	---	---
3/8"	3/8" - 18 NPTF	3VM3	3VM3-B	3VM3-SS
	9/16" - 18 JIC	3VJM3	---	---
1/2"	1/2" - 14 NPTF	4VM4	4VM4-B	4VM4-SS
	3/4" - 16 JIC	4VJM4	---	---
3/4"	3/4" - 14 NPTF	6VM6	6VM6-B	6VM6-SS
	1-1/16" - 12 JIC	6VJM6	---	---
1"	1" - 11 1/2 NPTF	8VM8	8VM8-B	8VM8-SS
	1-5/16" - 12 JIC	8VJM8	---	---
1 1/4"	1 1/4" - 11 1/2 NPTF	10VM10	10VM10-B	10VM10-SS
	1 5/8" - 12 JIC	10VJM10	---	---
1 1/2"	1 1/2" - 11 1/2 NPTF	12VM12	12VM12-B	12VM12-SS
2"	2" - 11 1/2 NPTF	16VM16	16VM16-B	16VM16-SS

Snap-Tite H/IH Interchange Valved Male Threaded Plugs



steel



brass



316 stainless



steel

Body Size	Threads	Steel Part #	Brass Part #	316 Stainless Steel Part #
1/4"	1/8" - 27 NPTF	V2M1	---	---
	1/4" - 18 NPTF	V2M2	V2M2-B	V2M2-SS
	7/16" - 20 JIC	V2JM2	---	---
3/8"	3/8" - 18 NPTF	V3M3	V3M3-B	V3M3-SS
	9/16" - 18 JIC	V3JM3	---	---
1/2"	1/2" - 14 NPTF	V4M4	V4M4-B	V4M4-SS
	3/4" - 16 JIC	V4JM4	---	---
3/4"	3/4" - 14 NPTF	V6M6	V6M6-B	V6M6-SS
	1-1/16" - 12 JIC	V6JM6	---	---
1"	1" - 11 1/2 NPTF	V8M8	V8M8-B	V8M8-SS
	1-5/16" - 12 JIC	V8JM8	---	---
1 1/4"	1 1/4" - 11 1/2 NPTF	V10M10	V10M10-B	V10M10-SS
	1 5/8" - 12 JIC	V10JM10	---	---
1 1/2"	1 1/2" - 11 1/2 NPTF	V12M12	V12M12-B	V12M12-SS
2"	2" - 11 1/2 NPTF	V16M16	V16M16-B	V16M16-SS


V-Series Hydraulic Couplings

Snap-Tite H/IH Interchange Valved Female Threaded Plugs

Body Size	Threads	Steel		Brass	
		Previous Part #	Part #	Previous Part #	Part #
1/4"	1/8" - 27 NPTF	---	V2F1	---	---
	1/4" - 18 NPTF	VHN200	V2F2	VHN200B	V2F2-B
	1/4" - 19 BSPP	---	V2BF2	---	V2BF2-B
	7/16" - 20 ORB	---	V2OF2	---	---
3/8"	3/8" - 18 NPTF	VHN300	V3F3	VHN300B	V3F3-B
	3/8" - 19 BSPP	---	V3BF3	---	V3BF3-B
	9/16" - 18 ORB	---	V3OF3	---	---
	1/2" - 14 NPTF	---	V3F4	---	---
1/2"	1/2" - 14 NPTF	VHN400	V4F4	VHN400B	V4F4-B
	1/2" - 14 BSPP	---	V4BF4	---	V4BF4-B
	3/4" - 16 ORB	---	V4OF4	---	---
	3/4" - 14 NPTF	---	V4F6	---	---
3/4"	3/4" - 14 NPTF	VHN600	V6F6	VHN600B	V6F6-B
	3/4" - 14 BSPP	---	V6BF6	---	V6BF6-B
	1-1/16" - 12 ORB	---	V6OF6	---	---
1"	1" - 11 1/2 NPTF	VHN800	V8F8	---	V8F8-B
	1" - 11 BSPP	---	V8BF8	---	V8BF8-B
	1-5/16" - 12 ORB	---	V8OF8	---	---
1 1/4"	1 1/4" - 11 1/2 NPTF	VHN1000	V10F10	---	V10F10-B
	1 1/4" - 11 BSPP	---	V10BF10	---	V10BF10-B
	1 5/8" - 12 ORB	---	V10OF10	---	---
1 1/2"	1 1/2" - 11 1/2 NPTF	VHN1200	V12F12	---	V12F12-B
	1 1/2" - 11 BSPP	---	V12BF12	---	V12BF12-B
	1 7/8" - 12 ORB	---	V12OF12	---	---
2"	2" - 11 1/2 NPTF	VHN1600	V16F16	---	V16F16-B
	2" - 11 BSPP	---	V16BF16	---	V16BF16-B




steel



brass

Body Size	Threads	316 Stainless Steel	
		Previous Part #	Part #
1/4"	1/4" - 18 NPTF	VHN200SS	V2F2-SS
	1/4" - 19 BSPP	---	V2BF2-SS
3/8"	3/8" - 18 NPTF	---	V3F3-SS
	3/8" - 19 BSPP	---	V3BF3-SS
1/2"	1/2" - 14 NPTF	VHN400SS	V4F4-SS
	1/2" - 14 BSPP	---	V4BF4-SS
3/4"	3/4" - 14 NPTF	VHN600SS	V6F6-SS
	3/4" - 14 BSPP	---	V6BF6-SS
1"	1" - 11 1/2 NPTF	---	V8F8-SS
	1" - 11 BSPP	---	V8BF8-SS
1 1/4"	1 1/4" - 11 1/2 NPTF	---	V10F10-SS
	1 1/4" - 11 BSPP	---	V10BF10-SS
1 1/2"	1 1/2" - 11 1/2 NPTF	---	V12F12-SS
	1 1/2" - 11 BSPP	---	V12BF12-SS
2"	2" - 11 1/2 NPTF	---	V16F16-SS
	2" - 11 BSPP	---	V16BF16-SS



V-Series Hydraulic Couplings

Hydraulic Fittings

Snap-Tite H/IH Interchange Unvalved Female Threaded Couplers



steel



brass

Body Size	Threads	Previous Part #	Steel Part #	Brass Part #
1/4"	1/4" - 18 NPTF	---	2VF2-E	2VF2-B-E
	1/4" - 19 BSPP	---	2VBF2-E	2VBF2-B-E
3/8"	3/8" - 18 NPTF	---	3VF3-E	3VF3-B-E
	3/8" - 19 BSPP	---	3VBF3-E	3VBF3-B-E
1/2"	1/2" - 14 NPTF	VHC400NV	4VF4-E	4VF4-B-E
	1/2" - 14 BSPP	---	4VBF4-E	4VBF4-B-E
3/4"	3/4" - 14 NPTF	VHC600NV	6VF6-E	6VF6-B-E
	3/4" - 14 BSPP	---	6VBF6-E	6VBF6-B-E
1"	1" - 11 1/2 NPTF	---	8VF8-E	8VF8-B-E
	1" - 11 BSPP	---	8VBF8-E	8VBF8-B-E
1 1/4"	1 1/4" - 11 1/2 NPTF	---	10VF10-E	10VF10-B-E
	1 1/4" - 11 BSPP	---	10VBF10-E	10VBF10-B-E
1 1/2"	1 1/2" - 11 1/2 NPTF	---	12VF12-E	12VF12-B-E
2"	2" - 11 1/2 NPTF	---	16VF16-E	16VF16-B-E




Body Size	Threads	316 Stainless Steel Part #
1/4"	1/4" - 18 NPTF	2VF2-SS-E
	1/4" - 19 BSPP	2VBF2-SS-E
3/8"	3/8" - 18 NPTF	3VF3-SS-E
	3/8" - 19 BSPP	3VBF3-SS-E
1/2"	1/2" - 14 NPTF	4VF4-SS-E
	1/2" - 14 BSPP	4VBF4-SS-E
3/4"	3/4" - 14 NPTF	6VF6-SS-E
	3/4" - 14 BSPP	6VBF6-SS-E
1"	1" - 11 1/2 NPTF	8VF8-SS-E
	1" - 11 BSPP	8VBF8-SS-E
1 1/4"	1 1/4" - 11 1/2 NPTF	10VF10-SS-E
	1 1/4" - 11 BSPP	10VBF10-SS-E
1 1/2"	1 1/2" - 11 1/2 NPTF	12VF12-SS-E
2"	2" - 11 1/2 NPTF	16VF16-SS-E

V-Series Hydraulic Couplings

Snap-Tite H/IH Interchange Unvalved Male Threaded Couplers

Hydraulic Fittings

Body Size	Threads	Steel Part #	Brass Part #	316 Stainless Steel Part #
1/4"	1/4" - 18 NPTF	2VM2-E	2VM2-B-E	2VM2-SS-E
3/8"	3/8" - 18 NPTF	3VM3-E	3VM3-B-E	3VM3-SS-E
1/2"	1/2" - 14 NPTF	4VM4-E	4VM4-B-E	4VM4-SS-E
3/4"	3/4" - 14 NPTF	6VM6-E	6VM6-B-E	6VM6-SS-E
1"	1" - 11 1/2 NPTF	8VM8-E	8VM8-B-E	8VM8-SS-E
1 1/4"	1 1/4" - 11 1/2 NPTF	10VM10-E	---	10VM10-SS-E
1 1/2"	1 1/2" - 11 1/2 NPTF	12VM12-E	---	12VM12-SS-E
2"	2" - 11 1/2 NPTF	16VM16-E	---	16VM16-SS-E



steel



brass




316 stainless

Snap-Tite H/IH Interchange Unvalved Male Threaded Plugs


Body Size	Threads	Steel Part #	Brass Part #	316 Stainless Steel Part #
1/4"	1/4" - 18 NPTF	V2M2-E	V2M2-B-E	V2M2-SS-E
3/8"	3/8" - 18 NPTF	V3M3-E	V3M3-B-E	V3M3-SS-E
1/2"	1/2" - 14 NPTF	V4M4-E	V4M4-B-E	V4M4-SS-E
3/4"	3/4" - 14 NPTF	V6M6-E	V6M6-B-E	V6M6-SS-E
1"	1" - 11 1/2 NPTF	V8M8-E	V8M8-B-E	V8M8-SS-E
1 1/4"	1 1/4" - 11 1/2 NPTF	V10M10-E	---	V10M10-SS-E
1 1/2"	1 1/2" - 11 1/2 NPTF	V12M12-E	---	V12M12-SS-E
2"	2" - 11 1/2 NPTF	V16M16-E	---	V16M16-SS-E



steel



brass



316 stainless


V-Series Hydraulic Couplings

Hydraulic Fittings

Snap-Tite H/IH Interchange Unvalved Female Threaded Plugs




steel



brass

Body Size	Threads	Previous Part #	Steel Part #	Brass Part #
1/4"	1/4" - 18 NPTF	---	V2F2-E	V2F2-B-E
	1/4" - 19 BSPP	---	V2BF2-E	V2BF2-B-E
3/8"	3/8" - 18 NPTF	---	V3F3-E	V3F3-B-E
	3/8" - 19 BSPP	---	V3BF3-E	V3BF3-B-E
1/2"	1/2" - 14 NPTF	VHN400NV	V4F4-E	V4F4-B-E
	1/2" - 14 BSPP	---	V4BF4-E	V4BF4-B-E
3/4"	3/4" - 14 NPTF	VHN600NV	V6F6-E	V6F6-B-E
	3/4" - 14 BSPP	---	V6BF6-E	V6BF6-B-E
1"	1" - 11 1/2 NPTF	---	V8F8-E	V8F8-B-E
	1" - 11 BSPP	---	V8BF8-E	V8BF8-B-E
1 1/4"	1 1/4" - 11 1/2 NPTF	---	V10F10-E	V10F10-B-E
	1 1/4" - 11 BSPP	---	V10BF10-E	V10BF10-B-E
1 1/2"	1 1/2" - 11 1/2 NPTF	---	V12F12-E	V12F12-B-E
	2" - 11 1/2 NPTF	---	V16F16-E	V16F16-B-E

Body Size	Threads	316 Stainless Steel Part #
1/4"	1/4" - 18 NPTF	V2F2-SS-E
	1/4" - 19 BSPP	V2BF2-SS-E
3/8"	3/8" - 18 NPTF	V3F3-SS-E
	3/8" - 19 BSPP	V3BF3-SS-E
1/2"	1/2" - 14 NPTF	V4F4-SS-E
	1/2" - 14 BSPP	V4BF4-SS-E
3/4"	3/4" - 14 NPTF	V6F6-SS-E
	3/4" - 14 BSPP	V6BF6-SS-E
1"	1" - 11 1/2 NPTF	V8F8-SS-E
	1" - 11 BSPP	V8BF8-SS-E
1 1/4"	1 1/4" - 11 1/2 NPTF	V10F10-SS-E
	1 1/4" - 11 BSPP	V10BF10-SS-E
1 1/2"	1 1/2" - 11 1/2 NPTF	V12F12-SS-E
2"	2" - 11 1/2 NPTF	V16F16-SS-E



V-Series Hydraulic Couplings

Snap-Tite H/IH Interchange Dust Caps / Plugs

Hydraulic Fittings

Body Size	Nitrile	
	Previous Part #	Part #
1/4"	VHC002	1HDP
1/4"	VHN002	V2DC
3/8"	---	3VDP-V3DC
1/2"	VHCN003	3KDP-K3DC
3/4"	VHCN006	6VDP-V6DC
1"	VHCN008	8VDP-V8DC



Snap-Tite H/IH Interchange Dust Plugs

Body Size	Aluminum body with steel cable	
	Previous Part #	Part #
1/4"	---	2VDP-A
3/8"	---	3VDP-A
1/2"	---	4VDP-A
3/4"	---	6VDP-A
1"	---	8VDP-A
1 1/4"	VHC010	10VDP-A
1 1/2"	VHC012	12VDP-A
2"	VHC016	16VDP-A

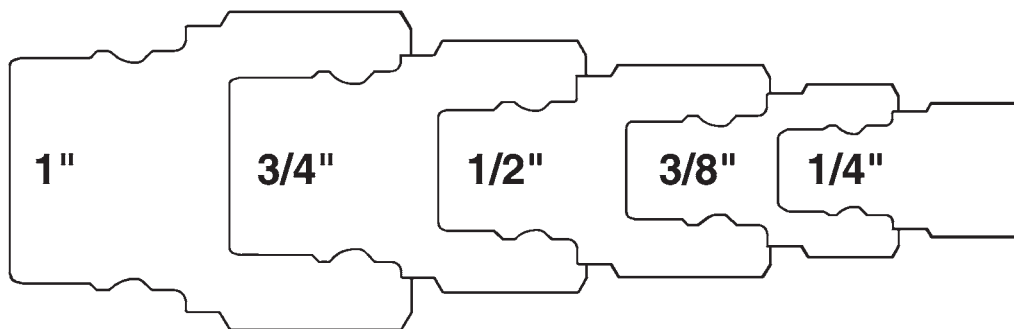


Snap-Tite H/IH Interchange Dust Caps

Body Size	Aluminum body with steel cable	
	Previous Part #	Part #
1/4"	---	V2DC-A
3/8"	---	V3DC-A
1/2"	---	V4DC-A
3/4"	---	V6DC-A
1"	---	V8DC-A
1 1/4"	VHN010	V10DC-A
1 1/2"	VHN012	V12DC-A
2"	VHN016	V16DC-A



Plug Profiles



Industry/Competitor Interchange

Snap-tite H
Faster TNV

V-Series Hydraulic Couplings

Snap-Tite H/IH Interchange Coupler Seal Kits

Hydraulic Fittings

Body Size	Coupler Style	Description	Nitrile Part #
1/4"	all	body / adapter O-rings and PTFE back-up	2V-SKIT
3/8"	all	body / adapter O-rings and PTFE back-up	3V-SKIT
1/2"	all	body / adapter O-rings and PTFE back-up	4V-SKIT
3/4"	all	body / adapter O-rings and PTFE back-up	6V-SKIT
1"	all	body / adapter O-rings and PTFE back-up	8V-SKIT
1 1/4"	all	body / adapter/valve O-rings and back-up	10V-SKIT
1 1/2"	all	body / adapter/valve O-rings and back-up	12V-SKIT
2"	all	body / adapter/valve O-rings and back-up	16V-SKIT

Body Size	Coupler Style	Description	FKM Part #
1/4"	all	body / adapter O-rings and PTFE back-up	F-2V-SKIT
3/8"	all	body / adapter O-rings and PTFE back-up	F-3V-SKIT
1/2"	all	body / adapter O-rings and PTFE back-up	F-4V-SKIT
3/4"	all	body / adapter O-rings and PTFE back-up	F-6V-SKIT
1"	all	body / adapter O-rings and PTFE back-up	F-8V-SKIT
1 1/4"	all	body / adapter/valve O-rings and back-up	F-10V-SKIT
1 1/2"	all	body / adapter/valve O-rings and back-up	F-12V-SKIT
2"	all	body / adapter/valve O-rings and back-up	F-16V-SKIT

Body Size	Coupler Style	Description	EPDM Part #
1/4"	all	body / adapter O-rings and PTFE back-up	P-2V-SKIT
3/8"	all	body / adapter O-rings and PTFE back-up	P-3V-SKIT
1/2"	all	body / adapter O-rings and PTFE back-up	P-4V-SKIT
3/4"	all	body / adapter O-rings and PTFE back-up	P-6V-SKIT
1"	all	body / adapter O-rings and PTFE back-up	P-8V-SKIT
1 1/4"	all	body / adapter/valve O-rings and back-up	P-10V-SKIT
1 1/2"	all	body / adapter/valve O-rings and back-up	P-12V-SKIT
2"	all	body / adapter/valve O-rings and back-up	P-16V-SKIT

V-Series Hydraulic Couplings

Snap-Tite H/H Interchange Coupler Repair Kits

Body Size	Coupler Material	Seal Material	Description	Part #
¼"	<i>steel</i>	<i>nitrile</i>	steel valve assembly and adapter O-ring	2V-RKIT
	<i>brass</i>	<i>nitrile</i>	brass valve assembly and adapter O-ring	2V-BRKIT
	<i>316 stainless</i>	<i>nitrile</i>	316 SS valve assembly and adapter O-ring	2V-SSRKIT
⅜"	<i>steel</i>	<i>nitrile</i>	steel valve assembly and adapter O-ring	3V-RKIT
	<i>brass</i>	<i>nitrile</i>	brass valve assembly and adapter O-ring	3V-BRKIT
	<i>316 stainless</i>	<i>nitrile</i>	316 SS valve assembly and adapter O-ring	3V-SSRKIT
½"	<i>steel</i>	<i>nitrile</i>	steel valve assembly and adapter O-ring	4V-RKIT
	<i>brass</i>	<i>nitrile</i>	brass valve assembly and adapter O-ring	4V-BRKIT
	<i>316 stainless</i>	<i>nitrile</i>	316 SS valve assembly and adapter O-ring	4V-SSRKIT
¾"	<i>steel</i>	<i>nitrile</i>	steel valve assembly and adapter O-ring	6V-RKIT
	<i>brass</i>	<i>nitrile</i>	brass valve assembly and adapter O-ring	6V-BRKIT
	<i>316 stainless</i>	<i>nitrile</i>	316 SS valve assembly and adapter O-ring	6V-SSRKIT
1"	<i>steel</i>	<i>nitrile</i>	steel valve assembly and adapter O-ring	8V-RKIT
	<i>brass</i>	<i>nitrile</i>	brass valve assembly and adapter O-ring	8V-BRKIT
	<i>316 stainless</i>	<i>nitrile</i>	316 SS valve assembly and adapter O-ring	8V-SSRKIT
1¼"	<i>steel</i>	<i>nitrile</i>	steel valve assembly and adapter O-ring	140030-10
	<i>316 stainless</i>	<i>nitrile</i>	316 SS valve assembly and adapter O-ring	140032-10
1½"	<i>steel</i>	<i>nitrile</i>	steel valve assembly and adapter O-ring	140030-12
	<i>316 stainless</i>	<i>nitrile</i>	316 SS valve assembly and adapter O-ring	140032-12
2"	<i>steel</i>	<i>nitrile</i>	steel valve assembly and adapter O-ring	140030-16
	<i>316 stainless</i>	<i>nitrile</i>	316 SS valve assembly and adapter O-ring	140032-16

Snap-Tite H/H Interchange Plug Repair Kits

Body Size	Coupler Material	Seal Material	Description	Part #
¼"	<i>steel</i>	<i>nitrile</i>	steel valve assembly and adapter O-ring	V2-RKIT
	<i>brass</i>	<i>nitrile</i>	brass valve assembly and adapter O-ring	V2-BRKIT
	<i>316 stainless</i>	<i>nitrile</i>	316 SS valve assembly and adapter O-ring	V2-SSRKIT
⅜"	<i>steel</i>	<i>nitrile</i>	steel valve assembly and adapter O-ring	V3-RKIT
	<i>brass</i>	<i>nitrile</i>	brass valve assembly and adapter O-ring	V3-BRKIT
	<i>316 stainless</i>	<i>nitrile</i>	316 SS valve assembly and adapter O-ring	V3-SSRKIT
½"	<i>steel</i>	<i>nitrile</i>	steel valve assembly and adapter O-ring	V4-RKIT
	<i>brass</i>	<i>nitrile</i>	brass valve assembly and adapter O-ring	V4-BRKIT
	<i>316 stainless</i>	<i>nitrile</i>	316 SS valve assembly and adapter O-ring	V4-SSRKIT
¾"	<i>steel</i>	<i>nitrile</i>	steel valve assembly and adapter O-ring	V6-RKIT
	<i>brass</i>	<i>nitrile</i>	brass valve assembly and adapter O-ring	V6-BRKIT
	<i>316 stainless</i>	<i>nitrile</i>	316 SS valve assembly and adapter O-ring	V6-SSRKIT
1"	<i>steel</i>	<i>nitrile</i>	steel valve assembly and adapter O-ring	V8-RKIT
	<i>brass</i>	<i>nitrile</i>	brass valve assembly and adapter O-ring	V8-BRKIT
	<i>316 stainless</i>	<i>nitrile</i>	316 SS valve assembly and adapter O-ring	V8-SSRKIT
1¼"	<i>steel</i>	<i>nitrile</i>	steel valve assembly and adapter O-ring	140030-10
	<i>316 stainless</i>	<i>nitrile</i>	316 SS valve assembly and adapter O-ring	140032-10
1½"	<i>steel</i>	<i>nitrile</i>	steel valve assembly and adapter O-ring	140030-12
	<i>316 stainless</i>	<i>nitrile</i>	316 SS valve assembly and adapter O-ring	140032-12
2"	<i>steel</i>	<i>nitrile</i>	steel valve assembly and adapter O-ring	140030-16
	<i>316 stainless</i>	<i>nitrile</i>	316 SS valve assembly and adapter O-ring	140032-16

TR-Series Hydraulic Couplings

Features:

- interchangeable with TEMA European, 3800, 5000, 7500, 10000 series
- nitrile (Buna-N) seal standard, providing a temperature range of **-40°F to 250°F (-40°C to 121°C)**
- valve seals are crimped in place to maintain integrity during excessive flow conditions and pressurized connection
- Contact Dixon® for pressure ratings and other technical information.



Tema European Female Threaded Couplers

Body Size	Threads	Steel Part #
3/8"	3/8" - 18 NPTF	3TRF3
	3/8" - 19 BSPP	3TRBF3
1/2"	1/2" - 14 NPTF	4TRF4
	1/2" - 14 BSPP	4TRBF4
3/4"	3/4" - 14 NPTF	6TRF6
	3/4" - 14 BSPP	6TRBF6
1"	1" - 11 1/2 NPTF	8TRF8
	1" - 11 BSPP	8TRBF8

Tema European Female Threaded Plugs



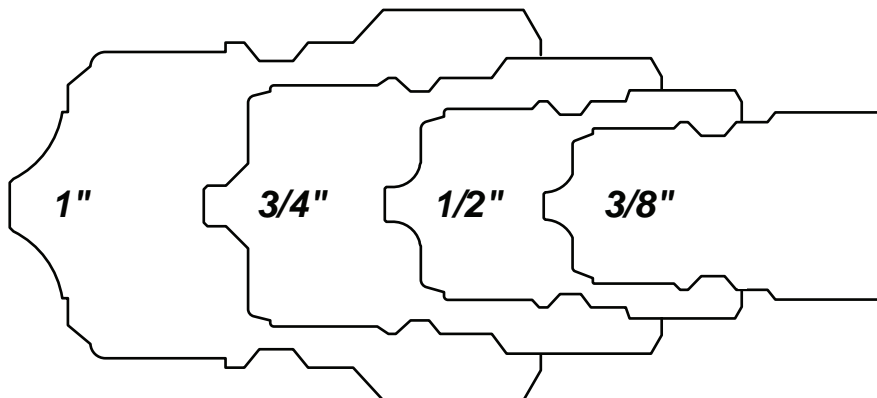
Body Size	Threads	Steel Part #
3/8"	3/8" - 18 NPTF	TR3F3
	3/8" - 19 BSPP	TR3BF3
1/2"	1/2" - 14 NPTF	TR4F4
	1/2" - 14 BSPP	TR4BF4
3/4"	3/4" - 14 NPTF	TR6F6
	3/4" - 14 BSPP	TR6BF6
1"	1" - 11 1/2 NPTF	TR8F8
	1" - 11 BSPP	TR8BF8

Tema European Coupler Seal Kits



Body Size	Coupler Style	Seal Kit Contents	Nitrile Part #
3/8"	all	two O-rings and one PTFE back-up ring	3TR-SKIT
1/2"	all	two O-rings and one PTFE back-up ring	4TR-SKIT
3/4"	all	two O-rings and one PTFE back-up ring	6TR-SKIT
1"	all	two O-rings and one PTFE back-up ring	8TR-SKIT

Plug Profiles



Industry/Competitor Interchange

TEMA European Interchange
TEMA 3800, 5000, 7500,
1000 Series
CEJN Series 525

Please contact Dixon for dust caps and dust plugs.

HT-Series Hydraulic Couplings

Features:

- minimizes fluid loss resulting in a cleaner, safer work environment
- automatic, push-to-connect couplings provide high flow with low pressure drop assuring maximum hydraulic system performance
- to reduce the possibility of accidental disconnect, the sleeve lock safety feature requires turning the collar to unlock the coupling
- contact Dixon® for additional seal material options for pressure ratings and other technical information, see Hydraulic Profile Chart on page 462
- conforms to ISO16028 interchange standard interchangeable with Eaton/Hansen FF, Parker FEM, Snap-tite 74, Faster FFH/2FFN/2FFI, Stucchi A/FIRG and Holmbury HQ/A/FIMC

Flushface Female Threaded Couplers

Body Size	Threads	Steel Part #	316 Stainless Steel Part #
1/4"	1/4" - 18 NPTF	2HTF2	---
	1/4" - 19 BSPP	2HTBF2	---
	9/16" - 18 ORB	2HTOF3	---
3/8"	3/8" - 18 NPTF	3HTF3	3HTF3-SS
	3/8" - 19 BSPP	3HTBF3	3HTBF3-SS
	9/16" - 18 ORB	3HTOF3	---
	1/2" - 14 NPTF	3HTF4	3HTF4-SS
	1/2" - 14 BSPP	3HTBF4	3HTBF4-SS
	3/4" - 16 ORB	3HTOF4	---
1/2"	1/2" - 14 NPTF	4HTF4	4HTF4-SS
	1/2" - 14 BSPP	4HTBF4	4HTBF4-SS
	3/4" - 16 ORB	4HTOF4	---
	7/8" - 14 ORB	4HTOF5	---
	3/4" - 14 NPTF	4HTF6	4HTF6-SS
	3/4" - 14 BSPP	4HTBF6	4HTBF6-SS
	1-1/16" - 12 ORB	4HTOF6	---
5/8"	7/8" - 14 ORB	5HTOF5	---
	3/4" - 14 NPTF	5HTF6	5HTF6-SS
	3/4" - 14 BSPP	5HTBF6	5HTBF6-SS
	1-1/16" - 12 ORB	5HTOF6	---
3/4"	7/8" - 14 ORB	6HTOF5	---
	3/4" - 14 NPTF	6HTF6	6HTF6-SS
	3/4" - 14 BSPP	6HTBF6	6HTBF6-SS
	1-1/16" - 12 ORB	6HTOF6	---
	1" - 11 1/2 NPTF	6HTF8	6HTF8-SS
	1" - 11 BSPP	6HTBF8	6HTBF8-SS
	1-5/16" - 12 ORB	6HTOF8	---
1"	1" - 11 1/2 NPTF	8HTF8	8HTF8-SS
	1" - 11 BSPP	8HTBF8	8HTBF8-SS
	1-5/16" - 12 ORB	8HTOF8	---
	1 1/4" - 11 1/2 NPTF	8HTF10	8HTF10-SS
	1 1/4" - 11 BSPP	8HTBF10	8HTBF10-SS
1 1/2"	1 5/8" - 12 ORB	8HTOF10	---
	1 1/2" - 11 1/2 NPTF	12HTF12	---
	1 1/2" - 11 BSPP	12HTBF12	---
2"	1 7/8" - 12 ORB	12HTOF12	---
	2" - 11 1/2 NPTF	16HTF16	---
	2" - 11 BSPP	16HTBF16	---
2"	2 1/2" - 12 ORB	16HTOF16	---



steel



316 stainless

Flushface Male Threaded Couplers

Body Size	Threads	Steel Part #
3/8"	3/8" - 18 NPTF	3HTM3
	1/2" - 14 NPTF	3HTM4
	9/16" - 18 ORB	3HTOM3
	3/4" - 16 ORB	3HTOM4
1/2"	1/2" - 14 NPTF	4HTM4



4HTM4



3HTOM4

HT-Series Hydraulic Couplings

Flushface Female Threaded Plugs

Body Size	Threads	Steel Part #	316 Stainless Steel Part #
1/4"	1/4" - 18 NPTF	HT2F2	---
	1/4" - 19 BSPP	HT2BF2	---
	9/16" - 18 ORB	HT2OF3	---
3/8"	3/8" - 18 NPTF	HT3F3	HT3F3-SS
	3/8" - 19 BSPP	HT3BF3	HT3BF3-SS
	9/16" - 18 ORB	HT3OF3	---
	1/2" - 14 NPTF	HT3F4	HT3F4-SS
	1/2" - 14 BSPP	HT3BF4	HT3BF4-SS
	3/4" - 16 ORB	HT3OF4	---
1/2"	1/2" - 14 NPTF	HT4F4	HT4F4-SS
	1/2" - 14 BSPP	HT4BF4	HT4BF4-SS
	3/4" - 16 ORB	HT4OF4	---
	7/8" - 14 ORB	HT4OF5	---
	3/4" - 14 NPTF	HT4F6	HT4F6-SS
	3/4" - 14 BSPP	HT4BF6	HT4BF6-SS
	1-1/16" - 12 ORB	HT4OF6	---
5/8"	7/8" - 14 ORB	HT5OF5	---
	3/4" - 14 NPTF	HT5F6	HT5F6-SS
	3/4" - 14 BSPP	HT5BF6	HT5BF6-SS
	1-1/16" - 12 ORB	HT5OF6	---
3/4"	7/8" - 14 ORB	HT6OF5	---
	3/4" - 14 NPTF	HT6F6	HT6F6-SS
	3/4" - 14 BSPP	HT6BF6	HT6BF6-SS
	1-1/16" - 12 ORB	HT6OF6	---
	1" - 11 1/2 NPTF	HT6F8	HT6F8-SS
	1" - 11 BSPP	HT6BF8	HT6BF8-SS
	1-5/16" - 12 ORB	HT6OF8	---
1"	1" - 11 1/2 NPTF	HT8F8	HT8F8-SS
	1" - 11 BSPP	HT8BF8	HT8BF8-SS
	1-5/16" - 12 ORB	HT8OF8	---
	1 1/4" - 11 1/2 NPTF	HT8F10	HT8F10-SS
	1 1/4" - 11 BSPP	HT8BF10	HT8BF10-SS
1 1/2"	1 1/2" - 11 1/2 NPTF	HT12F12	---
	1 1/2" - 11 BSPP	HT12BF12	---
	1 7/8" - 12 ORB	HT12OF12	---
2"	2" - 11 1/2 NPTF	HT16F16	---
	2" - 11 BSPP	HT16BF16	---
	2 1/2" - 12 ORB	HT16OF16	---



steel



316 stainless

Flushface Male Threaded Plugs



HT4M4



HT3OM4

Body Size	Threads	Steel Part #
3/8"	3/8" - 18 NPTF	HT3M3
	1/2" - 14 NPTF	HT3M4
	9/16" - 18 ORB	HT3OM3
	3/4" - 16 ORB	HT3OM4
1/2"	1/2" - 14 NPTF	HT4M4

HT-Series Hydraulic Couplings

Flushface Male Threaded Bulkhead Couplers

Body Size	Threads	Steel Part #
1/2"	7/8" - 14 JIC BH	4HTJB5
	1" - 14 ORFS BH	4HTRB5
	1-1/16" - 12 JIC BH	4HTJB6



4HTJB5



4HTRB5

Hydraulic Fittings

Flushface Male Threaded Bulkhead Plugs

Body Size	Threads	Steel Part #
1/2"	7/8" - 14 JIC BH	HT4JB5
	1" - 14 ORFS BH	HT4RB5
	1-1/16" - 12 JIC BH	HT4JB6



HT4JB5



HT4RB5

Flushface Coupler Dust Plugs

Body Size	Nitrile Part #
1/4"	2HTDP
3/8"	3HTDP
1/2"	4HTDP
5/8"	5HTDP
3/4"	6HTDP
1"	8HTDP



Flushface Plug Dust Caps

Body Size	Nitrile Part #
1/4"	HT2DC
3/8"	HT3DC
1/2"	HT4DC
5/8"	HT5DC
3/4"	HT6DC
1"	HT8DC



HT-Series Hydraulic Couplings

Hydraulic Fittings

Flushface Interchange Coupler Bulkhead Kits

Body Size	Mounting Hole	Description	Steel Part #
1/4"	1.125"	Two 360° retaining rings	2HT-BMK
3/8"	1.250"	Two 360° retaining rings	3HT-BMK
1/2"	1.560"	Two 360° retaining rings	4HT-BMK
5/8"	1.685"	Two 360° retaining rings	5HT-BMK
3/4"	1.870"	Two 360° retaining rings	6HT-BMK
1"	2.310"	Two 360° retaining rings	8HT-BMK

Flushface Interchange Coupler Seal Kits

Body Size	Coupler Style	Description	Nitrile Part #
1/4"	all	Stem/adaptor/gland O-ring, gland B.U.	2HT-SKIT
3/8"	all	Stem/adaptor/gland O-ring, gland B.U.	3HT-SKIT
1/2"	all	Stem/adaptor/gland O-ring, gland B.U.	4HT-SKIT
5/8"	all	Stem/adaptor/gland O-ring, gland B.U.	5HT-SKIT
3/4"	all	Stem/adaptor/gland O-ring, gland B.U.	6HT-SKIT
1"	all	Stem/adaptor/gland O-ring, gland B.U.	8HT-SKIT

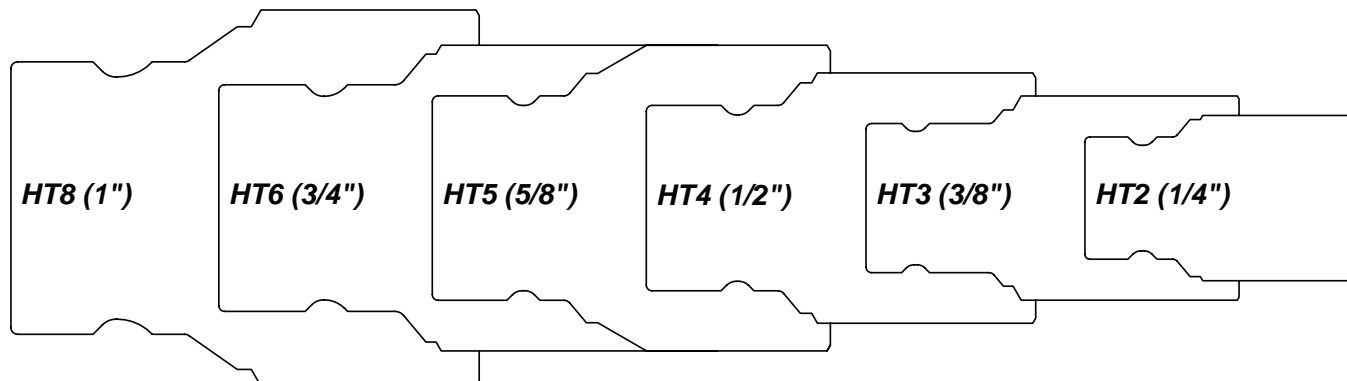
Flushface Interchange Nipple Seal Kits

Body Size	Nipple Style	Description	Nitrile Part #
1/4"	all	Main valve seal and adapter O-ring	HT2-SKIT-V2
3/8"	all	Main valve seal and adapter O-ring	HT3-SKIT-V2
1/2"	all	Main valve seal and adapter O-ring	HT4-SKIT-V2
5/8"	all	Main valve seal and adapter O-ring	HT5-SKIT-V2
3/4"	all	Main valve seal and adapter O-ring	HT6-SKIT-V2
1"	all	Main valve seal and adapter O-ring	HT8-SKIT-V2

Profiles

Industry/Competitor Interchange

Parker FEM-Series, Snap-Tite 74-Series, Hansen FF, Aeroquip/Eaton FD89, Stucchi FIRG/Series 'A', FASTER FFN/FFI/2FFN/2FFI, Safeway FF49-Series



HTE-Series Hydraulic Couplings

Features:

- non-linear connection force at all pressures
- no maximum connection-pressure restrictions, up to **5000 PSI**
- head pressure or valve bleed-by has minimal effect on connection force
- less susceptible to system contamination
- design is scalable performing similarly in all sizes
- smooth connection action
- connectable with trapped pressure on HTE half only
- pressure rating **5000 PSI at 70°F (21°C)**
- conforms to ISO 16028

Connect Under Pressure Flushface Female Threaded Plug**Feature:**

- for use with HTZ or HT series couplers

Body Size	Threads	Steel Part #
3/8"	1/2"-14 NPTF	HTE3F4
	1/2"-14 BSPP	HTE3BF4
	3/4"-16 ORB	HTE3OF4
1/2"	1/2"-14 NPTF	HTE4F4
	1/2"-14 BSPP	HTE4BF4
	3/4"-16 ORB	HTE4OF4
	7/8"-14 ORB	HTE4OF5
	3/4"-14 NPTF	HTE4F6
	3/4"-14 BSPP	HTE4BF6
	1-1/16"-12 ORB	HTE4OF6
5/8"	7/8"-14 ORB	HTE5OF5
	3/4"-14 NPTF	HTE5F6
	3/4"-14 BSPP	HTE5BF6
	1-1/16"-12 ORB	HTE5OF6
3/4"	3/4"-14 NPTF	HTE6F6
	3/4"-14 BSPP	HTE6BF6
	1-1/16"-12 ORB	HTE6OF6
	1"-11 1/2 NPTF	HTE6F8
	1"-11 BSPP	HTE6BF8
	1-5/16"-12 ORB	HTE6OF8
1"	1"-11 1/2 NPTF	HTE8F8
	1"-11 BSPP	HTE8BF8
	1-5/16"-12 ORB	HTE8OF8
	1 1/4"-11 1/2 NPTF	HTE8F10
	1 1/4"-11 BSPP	HTE8BF10
	1 5/8"-12 ORB	HTE8OF10





HTZ-Series Hydraulic Couplings

Flush Face Female Threaded Coupler

Hydraulic Fittings

NEW



Features:

- for use with HT or HTE series plugs
- connectable with trapped pressure on HTE half only
- connect under pressure up to **1500 PSI at 70°F (21°C)**
- pressure rating **5000 PSI at 70°F (21°C)**

Body Size	Threads	Steel Part #
1/2"	1/2"-14 NPTF	4HTZF4
	3/4"-14 NPTF	4HTZF6
	3/4"-16 ORB	4HTZOF4
	7/8"-14 ORB	4HTZOF5
	1-1/16"-12 ORB	4HTZOF6



ST-Series Hydraulic Couplings

Features:

- interchangeable with Snap-Tite 71-Series
- Nitrile (Buna-N) seals standard, providing a temperature range of **-40°F to 250°F (-40°C to 121°C)**
- Contact Dixon® for additional seal material options.
- Contact Dixon® for pressure ratings and other technical information.
- steel coupler sleeves are hardened to resist deformation and maximize service life
- steel nipples are hardened to provide heavy duty performance

Snap-Tite 71 Female Threaded Couplers

Body Size	Threads	Steel Part #	316 Stainless Steel Part #
1/4"	1/4" - 18 NPTF	2STF2	2STF2-SS
	1/4" - 19 BSPP	2STBF2	2STBF2-SS
3/8"	1/4" - 18 NPTF	3STF2	---
	3/8" - 18 NPTF	3STF3	3STF3-SS
	3/8" - 19 BSPP	3STBF3	3STBF3-SS
	1/2" - 14 NPTF	3STF4	3STF4-SS
	1/2" - 14 BSPP	3STBF4	3STBF4-SS
1/2"	1/2" - 14 NPTF	4STF4	4STF4-SS
	1/2" - 14 BSPP	4STBF4	4STBF4-SS
	3/4" - 16 ORB	4STOF4	---
	3/4" - 14 NPTF	6STF6	6STF6-SS
3/4"	3/4" - 14 BSPP	6STBF6	6STBF6-SS
	1-1/16" - 12 ORB	6STOF6	---
	1" - 11 1/2 NPTF	8STF8	8STF8-SS
1"	1" - 11 BSPP	8STBF8	8STBF8-SS
	1-5/16" - 12 ORB	8STOF8	---
	1 1/4" - 11 1/2 NPTF	8STF10	8STF10-SS
	1 1/4" - 11 BSPP	8STBF10	8STBF10-SS
	1 5/8" - 12 ORB	8STOF10	---



steel



316 stainless

Snap-Tite 71 Old Style Female Threaded Couplers

Body Size	Threads	Steel Part #	316 Stainless Steel Part #
1"	1" - 11 1/2 NPTF	8STF8-V2	---
	1" - 11 BSPP	8STBF8-V2	---
	1 1/4" - 11 1/2 NPTF	8STF10-V2	---
2"	1 1/2" - 11 1/2 NPTF	16STF12	---
	1 1/2" - 11 BSPP	16STBF12	---
	1-7/8" - 12 ORB	16STOF12	---
	2" - 11 1/2 NPTF	16STF16	16STF16-SS
	2" - 11 BSPP	16STBF16	---
	2 1/2" - 12 ORB	16STOF16	---



steel



316 stainless

ST-Series Hydraulic Couplings

Hydraulic Fittings

Snap-Tite 71 Female Threaded Plugs



steel



316 stainless

Body Size	Threads	Steel Part #	316 Stainless Steel Part #
1/4"	1/4" - 18 NPTF	ST2F2	ST2F2-SS
	1/4" - 19 BSPP	ST2BF2	ST2BF2-SS
3/8"	1/4" - 18 NPTF	ST3F2	---
	3/8" - 18 NPTF	ST3F3	ST3F3-SS
	3/8" - 19 BSPP	ST3BF3	ST3BF3-SS
	1/2" - 14 NPTF	ST3F4	ST3F4-SS
1/2"	1/2" - 14 BSPP	ST3BF4	ST3BF4-SS
	3/4" - 16 ORB	ST4F4	ST4F4-SS
	1/2" - 14 NPTF	ST4BF4	ST4BF4-SS
	3/4" - 16 ORB	ST4OF4	---
3/4"	3/4" - 14 NPTF	ST6F6	ST6F6-SS
	3/4" - 14 BSPP	ST6BF6	ST6BF6-SS
	1-1/16" - 12 ORB	ST6OF6	---
1"	1" - 11 1/2 NPTF	ST8F8	ST8F8-SS
	1" - 11 BSPP	ST8BF8	ST8BF8-SS
	1-5/16" - 12 ORB	ST8OF8	---
	1 1/4" - 11 1/2 NPTF	ST8F10	ST8F10-SS
	1 1/4" - 11 BSPP	ST8BF10	ST8BF10-SS
	1 5/8" - 12 ORB	ST8OF10	---

Snap-Tite 71 Old Style Female Threaded Plugs



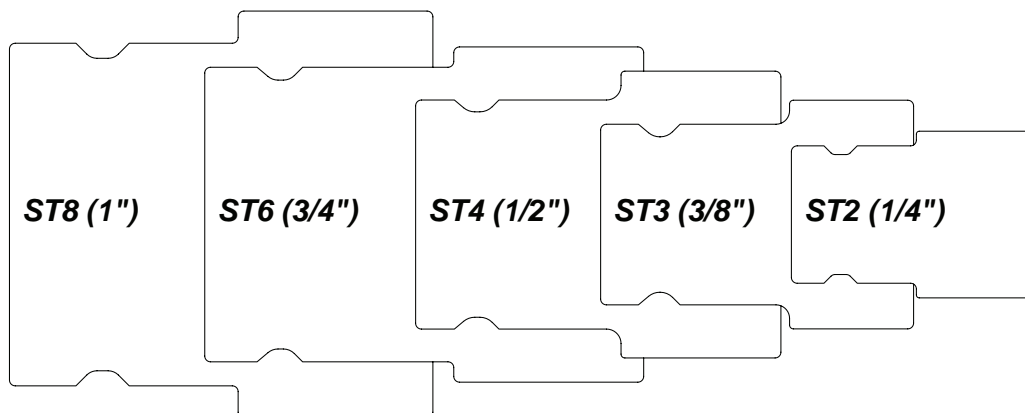
steel



316 stainless

Body Size	Threads	Steel Part #	316 Stainless Steel Part #
1"	1" - 11 1/2 NPTF	ST8F8-V2	---
	1" - 11 BSPP	ST8BF8-V2	---
	1 1/4" - 11 1/2 NPTF	ST8F10-V2	---
2"	1 1/2" - 11 1/2 NPTF	ST16F12	---
	1 1/2" - 11 BSPP	ST16BF12	---
	1-7/8" - 12 ORB	ST16OF12	---
	2" - 11 1/2 NPTF	ST16F16	ST16F16-SS
	2" - 11 BSPP	ST16BF16	---
	2 1/2" - 12 ORB	ST16OF16	---

Plug Profiles



ST-Series Hydraulic Couplings

Dust Plugs

Body Size	Aluminum body with steel cable Part #
1/4"	2STDP-A
3/8"	3STDP-A
1/2"	4STDP-A
3/4"	6STDP-A
1"	8STDP-A
1"	8STDP-A-V2
2"	16STDP-A



Dust Caps

Body Size	Aluminum body with steel cable Part #
1/4"	ST2DC-A
3/8"	ST3DC-A
1/2"	ST4DC-A
3/4"	ST6DC-A
1"	ST8DC-A
1"	ST8DC-A-V2
2"	ST16DC-A



Snap-Tite 71 Bulkhead Kits

Body Size	Mounting Hole ID	Seal Kit Contents	Steel Part #
1/4"	1.250"	two 360° retaining rings	2ST-BMK
3/8"	1.625"	two 360° retaining rings	3ST-BMK
1/2"	2.000"	two 360° retaining rings	4ST-BMK
3/4"	2.375"	two 360° retaining rings	6ST-BMK

Snap-Tite 71 Coupler Seal Kits

Body Size	Coupler Style	Seal Kit Contents	Nitrile Part #
1/4"	all	two seals and anti-extrusion rings	2ST-SKIT
3/8"	all	two seals and anti-extrusion rings	3ST-SKIT
1/2"	all	two seals and anti-extrusion rings	4ST-SKIT
3/4"	all	two seals and anti-extrusion rings	6ST-SKIT
1"	all	two seals and anti-extrusion rings	8ST-SKIT
1"	all	three seals and two anti-extrusion rings	8ST-SKIT-V2
2"	all	three seals and two anti-extrusion rings	16ST-SKIT

Snap-Tite 71 Plug Seal Kits

Body Size	Coupler Style	Seal Kit Contents	Nitrile Part #
1/4"	all	valve O-ring / back-up and adapter O-ring	ST2-SKIT
3/8"	all	valve O-ring / back-up and adapter O-ring	ST3-SKIT
1/2"	all	valve O-ring / back-up and adapter O-ring	ST4-SKIT
3/4"	all	valve O-ring / back-up and adapter O-ring	ST6-SKIT
1"	all	valve O-ring / back-up and adapter O-ring	ST8-SKIT
2"	all	main valve seal	ST16-SKIT

PD-Series Diagnostic Interchange Couplings

Features:


- interchangeable with ISO15171-1, Parker PD-Series, Aeroquip FD90, Tomco Series DK
- steel componentry is plated using ROHS Compliant Trivalent Chrome
- PTFE anti-extrusion ring protects main coupler O-ring from dynamic impulse pressure damage
- nitrile (Buna-N) seal standard, providing a temperature range of **-40°F to 250°F (-40°C to 121°C)**
- pressure rating **6000 PSI at 70°F (21°C)**

Female NPT Couplers


Body Size	Threads	Steel Part #
1/8"	1/8" - 27 NPT	1PDF1
	1/4" - 18 NPT	1PDF2

Male NPT Couplers

Body Size	Threads	Steel Part #
1/8"	1/4" - 18 NPT	1PDM2

Female NPT Plugs

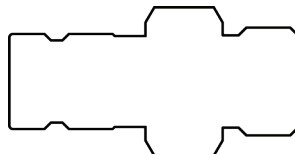
Body Size	Threads	Steel Part #
1/8"	1/8" - 27 NPT	PD1F1
	1/4" - 18 NPT	PD1F2

Male Threaded Plugs

Body Size	Threads	Steel Part #
1/8"	1/8" - 27 NPT	PD1M1
	1/4" - 18 NPT	PD1M2
	7/16" - 20 ORB	PD1OM2
	9/16" - 18 ORB	PD1OM3

Dust Caps

Body Size	Nitrile Part #
1/8"	H1DC

Plug Profile

VEP-Series Hydraulic Couplings

Features:

- no-spill, flush face valve minimizes air inclusion during connection and spillage during disconnection
- thread-to-connect design and dual valve system in the plug allow for connecting under pressure
- design eliminates premature wear or brinelling commonly found with locking ball designs when subjected to high impulse pressures
- Zinc nickel plating provides superior corrosion resistance
- interchangeable with Parker FET, Stucchi VEP, DNP PST 4/FSI, Holmbury HFT
- Contact Dixon® for pressure ratings and other technical information.

Female Threaded Couplers

Body Size	Threads	Steel Part #
1/4"	1/4" - 18 NPTF	2VEPF2
	1/4" - 19 BSPP	2VEPBF2
	9/16" - 18 ORB	2VEPOF3
3/8"	3/8" - 18 NPTF	3VEPF3
	3/8" - 19 BSPP	3VEPBF3
	3/4" - 16 ORB	3VEPOF4
	1/2" - 14 NPTF	3VEPF4
	1/2" - 14 BSPP	3VEPBF4
1/2"	1/2" - 14 NPTF	4VEPF4
	1/2" - 14 BSPP	4VEPBF4
	3/4" - 16 ORB	4VEPOF4
	7/8" - 14 ORB	4VEPOF5
	3/4" - 14 NPTF	4VEPF6
	3/4" - 14 BSPP	4VEPBF6
	1-1/16" - 12 ORB	4VEPOF6
3/4"	3/4" - 14 NPTF	6VEPF6
	3/4" - 14 BSPP	6VEPBF6
	1-1/16" - 12 ORB	6VEPOF6
1"	1" - 11 1/2 NPTF	8VEPF8
	1" - 11 BSPP	8VEPBF8
	1-5/16" - 12 ORB	8VEPOF8
1 1/4"	1 1/4" - 11 1/2 NPTF	10VEPF10
	1 1/4" - 11 BSPP	10VEPBF10
	1-5/8" - 12 ORB	10VEPOF10
1 1/2"	1 1/2" - 11 1/2 NPTF	12VEPF12
	1 1/2" - 11 BSPP	12VEPBF12
	1-7/8" - 12 ORB	12VEPOF12
2"	2" - 11 1/2 NPTF	16VEPF16
	2" - 11 BSPP	16VEPBF16
	2 1/2" - 12 ORB	16VEPOF16



VEP-Series Hydraulic Couplings



Female Threaded Plugs

Body Size	Threads	Steel Part #
1/4"	1/4" - 18 NPTF	VEP2F2
	1/4" - 19 BSPP	VEP2BF2
	9/16" - 18 ORB	VEP2OF2
3/8"	3/8" - 18 NPTF	VEP3F3
	3/8" - 19 BSPP	VEP3BF3
	3/4" - 16 ORB	VEP3OF4
	1/2" - 14 NPTF	VEP3F4
	1/2" - 14 BSPP	VEP3BF4
1/2"	1/2" - 14 NPTF	VEP4F4
	1/2" - 14 BSPP	VEP4BF4
	3/4" - 16 ORB	VEP4OF4
	7/8" - 14 ORB	VEP4OF5
	3/4" - 14 NPTF	VEP4F6
	3/4" - 14 BSPP	VEP4BF6
	1-1/16" - 12 ORB	VEP4OF6
		VEP4OF6
3/4"	3/4" - 14 NPTF	VEP6F6
	3/4" - 14 BSPP	VEP6BF6
	1-1/16" - 12 ORB	VEP6OF6
1"	1" - 11 1/2 NPTF	VEP8F8
	1" - 11 BSPP	VEP8BF8
	1-5/16" - 12 ORB	VEP8OF8
1 1/4"	1 1/4" - 11 1/2 NPTF	VEP10F10
	1 1/4" - 11 BSPP	VEP10BF10
	1-5/8" - 12 ORB	VEP10OF10
1 1/2"	1 1/2" - 11 1/2 NPTF	VEP12F12
	1 1/2" - 11 BSPP	VEP12BF12
	1-7/8" - 12 ORB	VEP12OF12
2"	2" - 11 1/2 NPTF	VEP16F16
	2" - 11 BSPP	VEP16BF16
	2 1/2" - 12 ORB	VEP16OF16

Dust Plugs



Body Size	Aluminum body with steel cable Part #
1/4"	2VEPDP-A
3/8"	3VEPDP-A
1/2"	4VEPDP-A
3/4"	6VEPDP-A
1"	8VEPDP-A
1 1/4"	10VEPDP-A
1 1/2"	12VEPDP-A
2"	16VEPDP-A

Dust Caps




Body Size	Aluminum body with steel cable Part #
1/4"	VEP2DC-A
3/8"	VEP3DC-A
1/2"	VEP4DC-A
3/4"	VEP6DC-A
1"	VEP8DC-A
1 1/4"	VEP10DC-A
1 1/2"	VEP12DC-A
2"	VEP16DC-A

VEP-Series Hydraulic Couplings

Code 62 Flange Head Coupler

Body Size	Port Size	Steel Part #
3/4"	3/4"	6VEPFH6
1"	1"	8VEPFH8
1 1/4"	1 1/4"	10VEPFH10
1 1/2"	1 1/2"	12VEPFH12
2"	2"	16VEPFH16



flange head coupler

Code 62 Flange Head Plug

Body Size	Port Size	Steel Part #
3/4"	3/4"	VEP6FH6
1"	1"	VEP8FH8
1 1/4"	1 1/4"	VEP10FH10
1 1/2"	1 1/2"	VEP12FH12
2"	2"	VEP16FH16



flange head plug

Code 62 Flange Pad Coupler

Body Size	Port Size	Steel Part #
3/4"	3/4"	6VEFPF6
1"	1"	8VEFPF8
1 1/4"	1 1/4"	10VEFPF10
1 1/2"	1 1/2"	12VEFPF12
2"	2"	16VEFPF16



flange pad coupler

Code 62 Flange Pad Plug

Body Size	Port Size	Steel Part #
3/4"	3/4"	VEP6FP6
1"	1"	VEP8FP8
1 1/4"	1 1/4"	VEP10FP10
1 1/2"	1 1/2"	VEP12FP12
2"	2"	VEP16FP16



flange pad plug


VEP-BOP Series Hydraulic Couplings

Features:

- red powder coated components and external O-rings for easy BOP service identification
- steel components are plated using ROHS compliant zinc nickel
- blow-out preventer (BOP) coupling critical seals are severe service FKM
- interchangeable with VEP/VEP-HD Series, DNP FSI-BOP Series
- pressure rating **5000 PSI at 70°F (21°C)**
- BOP couplings have been fire tested and Lloyd's certified to **1300°F (700°C)** in accordance with API 16D. Certificate available upon request.

Female Threaded Couplers

Body Size	Threads	Steel Part #
3/8"	3/8" - 18 NPTF	3VEPF3-BOP
1/2"	1/2" - 14 NPTF	4VEPF4-BOP
3/4"	3/4" - 14 NPTF	6VEPF6-BOP
1"	1" - 11½ NPTF	8VEPF8-BOP
1¼"	1¼" - 11½ NPTF	10VEPF10-BOP
1½"	1½" - 11½ NPTF	12VEPF12-BOP

Female Threaded Plugs

Body Size	Threads	Steel Part #
3/8"	3/8" - 18 NPTF	VEP3F3-BOP
1/2"	1/2" - 14 NPTF	VEP4F4-BOP
3/4"	3/4" - 14 NPTF	VEP6F6-BOP
1"	1" - 11½ NPTF	VEP8F8-BOP
1¼"	1¼" - 11½ NPTF	VEP10F10-BOP
1½"	1½" - 11½ NPTF	VEP12F12-BOP

W-Series Hydraulic Couplings

Applications:

- Designed for applications requiring a coupling that can be connected under residual pressure with minimum spillage and air inclusion. Widely used on dump trailer wet-line hydraulic systems and oil field equipment. Not recommended for continuous hydraulic impulse applications.

Features:

- interchangeable with Aeroquip 5100 series, Parker 6100 series and Snap-Tite 78 series
- nitrile (Buna-N) seals are standard, providing a temperature range of **-40°F to 250°F** (**-40°C to 121°C**)
- Contact Dixon® for pressure ratings and other technical information.

Female Threaded Couplers

Body Size	Threads	Previous Part #	Brass Part #	Steel Part #
1/4"	1/8" - 27 NPTF	---	2WF1-B	---
3/8"	1/4" - 18 NPTF	---	3WF2-B	---
	3/8" - 18 NPTF	---	3WF3-B	---
3/4"	1/2" - 14 NPTF	---	6WF4-B	---
	1/2" - 14 BSPP	---	6WBF4-B	---
	3/4" - 14 NPTF	78-600	6WF6-B	---
	3/4" - 14 BSPP	---	6WBF6-B	---
1"	1" - 11 1/2 NPTF	78-800	8WF8-B	8WF8
	1" - 11 BSPP	---	8WBF8-B	---
1 1/4"	1 1/4" - 11 1/2 NPTF	78-1000	10WF10-B	---
	1 1/4" - 11 BSPP	---	10WBF10-B	---
1 1/2"	1 1/2" - 11 1/2 NPTF	78-1200	12WF12-B	---
	1 1/2" - 11 BSPP	---	12WBF12-B	---



brass

steel

Hex-Nut Female Threaded Couplers

Body Size	Threads	Brass Part #	Steel Part #
1/4"	1/8" - 27 NPTF	2WF1-B-HN	---
3/8"	1/4" - 18 NPTF	3WF2-B-HN	---
	3/8" - 18 NPTF	3WF3-B-HN	---
3/4"	1/2" - 14 NPTF	6WF4-B-HN	---
	1/2" - 14 BSPP	6WBF4-B-HN	---
	3/4" - 14 NPTF	6WF6-B-HN	---
	3/4" - 14 BSPP	6WBF6-B-HN	---
1"	1" - 11 1/2 NPTF	8WF8-B-HN	8WF8-HN
	1" - 11 BSPP	8WBF8-B-HN	---
1 1/4"	1 1/4" - 11 1/2 NPTF	10WF10-B-HN	---
	1 1/4" - 11 BSPP	10WBF10-B-HN	---
1 1/2"	1 1/2" - 11 1/2 NPTF	12WF12-B-HN	---
	1 1/2" - 11 BSPP	12WBF12-B-HN	---



brass

steel

W-Series Hydraulic Couplings

Hydraulic Fittings



brass



steel

Female Threaded Plugs

Body Size	Threads	Previous Part #	Brass Part #	Steel Part #
1/4"	1/8" - 27 NPTF	---	W2F1-B	---
3/8"	1/4" - 18 NPTF	---	W3F2-B	---
	3/8" - 18 NPTF	---	W3F3-B	---
3/4"	1/2" - 14 NPTF	---	W6F4-B	---
	1/2" - 14 BSPP	---	W6BF4-B	---
	3/4" - 14 NPTF	79-600	W6F6-B	---
	3/4" - 14 BSPP	---	W6BF6-B	---
1"	1" - 11 1/2 NPTF	79-800	W8F8-B	W8F8
	1" - 11 BSPP	---	W8BF8-B	---
1 1/4"	1 1/4" - 11 1/2 NPTF	79-1000	W10F10-B	---
	1 1/4" - 11 BSPP	---	W10BF10-B	---
1 1/2"	1 1/2" - 11 1/2 NPTF	79-1200	W12F12-B	---
	1 1/2" - 11 BSPP	---	W12BF12-B	---

Flanges



Body Size	Bolt Hole Size	Previous Part #	Steel Part #
3/4"	0.201"	77-600	W6-BMF
1"	0.201"	77-800	W8-BMF
1 1/4"	0.201"	77-1000	W10-BMF
1 1/2"	0.201"	77-1200	W12-BMF

Dust Plugs



Body Size	Previous Part #	Steel body with steel cable Part #
1/4"	---	2WDP
3/8"	---	3WDP
3/4"	78-006	6WDP
1"	78-008	8WDP
1 1/4"	78-010	10WDP
1 1/2"	78-012	12WDP

Dust Caps



Body Size	Previous Part #	Steel body with steel cable Part #
1/4"	---	W2DC
3/8"	---	W3DC
3/4"	79-006	W6DC
1"	79-008	W8DC
1 1/4"	79-010	W10DC
1 1/2"	79-012	W12DC

W-Series Hydraulic Couplings

Coupler Repair Kits

Body Size	Coupler Style	Seal Kit Contents	Nitrile Part #
3/4"	all	bonded valve, O-rings, and PTFE backup	6W-RKIT-V2
1"	all	bonded valve, O-rings, and PTFE backup	8W-RKIT-V2
1 1/4"	all	bonded valve, O-rings, and PTFE backup	10W-RKIT-V2
1 1/2"	all	bonded valve, O-rings, and PTFE backup	12W-RKIT-V2



Hydraulic Fittings

Plug Repair Kits

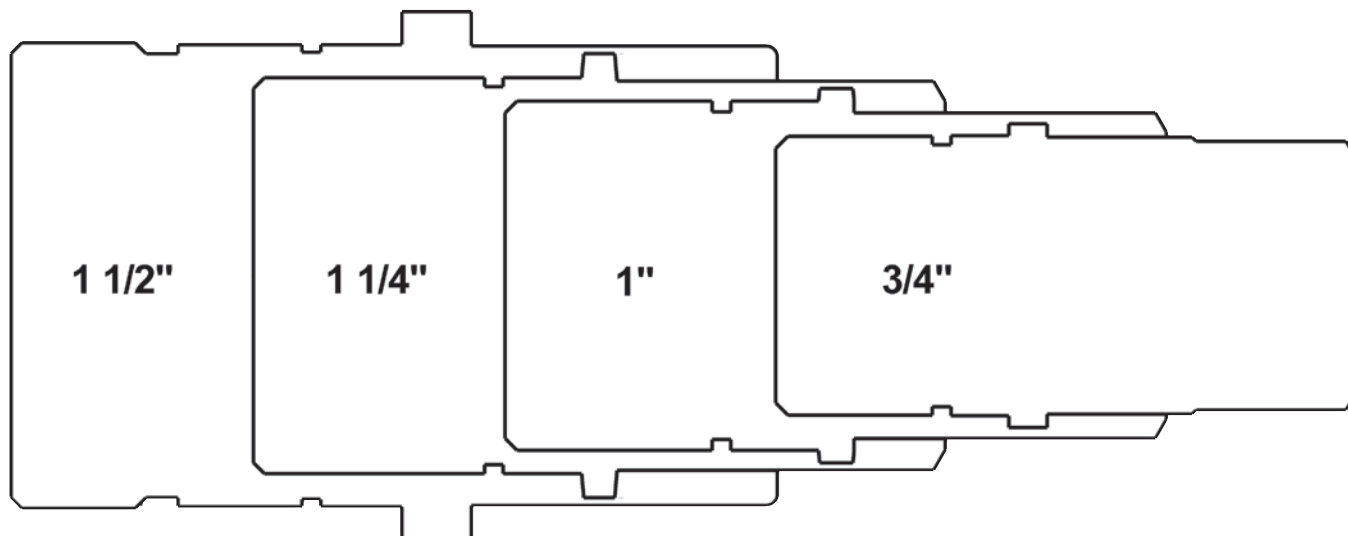
Body Size	Coupler Style	Seal Kit Contents	Nitrile Part #
3/4"	all	valve assembly and O-ring	W6-RKIT-V2
1"	all	valve assembly and O-ring	W8-RKIT-V2
1 1/4"	all	valve assembly and O-ring	W10-RKIT-V2
1 1/2"	all	valve assembly and O-ring	W12-RKIT-V2



Profiles

Industry/Competitor Interchange

Aeroquip 5100
Parker 6100



WS-Series Hydraulic Couplings

Application:

- used extensively in oil field and off shore oil rig applications


Features:

- interchanges with Snap-Tite 75 series
- Nitrile (Buna-N) seals standard, providing a temperature range of **-40°F to 250°F (-40°C to 121°C)**
- Contact Dixon® for pressure ratings and other technical information.

High Pressure Wingstyle Female Threaded Couplers



steel



316 stainless

Body Size	Threads	Steel Part #	316 Stainless Steel Part #
¾"	½" - 14 NPTF	6WSF4	---
	¾" - 14 NPTF	6WSF6	6WSF6-SS
	¾" - 14 BSPP	6WSBF6	6WSBF6-SS
	1-1/16" - 12 ORB	6WSOF6	---
1"	1" - 11½ NPTF	8WSF8	8WSF8-SS
	1" - 11 BSPP	8WSBF8	8WSBF8-SS
	1-5/16" - 12 ORB	8WSOF8	---
1¼"	1¼" - 11½ NPTF	10WSF10	10WSF10-SS
	1¼" - 11 BSPP	10WSBF10	10WSBF10-SS
	1⅝" - 12 ORB	10WSOF10	---
1½"	1½" - 11½ NPTF	12WSF12	12WSF12-SS
	1½" - 11 BSPP	12WSBF12	12WSBF12-SS
	1⅞" - 12 ORB	12WSOF12	---
2"	2" - 11½ NPTF	16WSF16	16WSF16-SS
	2" - 11 BSPP	16WSBF16	16WSBF16-SS
	2½" - 12 ORB	16WSOF16	---

High Pressure Wingstyle Female Threaded Plugs



steel




316 stainless

Body Size	Threads	Steel Part #	316 Stainless Steel Part #
¾"	½" - 14 NPTF	WS6F4	---
	¾" - 14 NPTF	WS6F6	WS6F6-SS
	¾" - 14 BSPP	WS6BF6	WS6BF6-SS
	1-1/16" - 12 ORB	WS6OF6	---
1"	1" - 11½ NPTF	WS8F8	WS8F8-SS
	1" - 11 BSPP	WS8BF8	WS8BF8-SS
	1-5/16" - 12 ORB	WS8OF8	---
1¼"	1¼" - 11½ NPTF	WS10F10	WS10F10-SS
	1¼" - 11 BSPP	WS10BF10	WS10BF10-SS
	1⅝" - 12 ORB	WS10OF10	---
1½"	1½" - 11½ NPTF	WS12F12	WS12F12-SS
	1½" - 11 BSPP	WS12BF12	WS12BF12-SS
	1⅞" - 12 ORB	WS12OF12	---
2"	2" - 11½ NPTF	WS16F16	WS16F16-SS
	2" - 11 BSPP	WS16BF16	WS16BF16-SS
	2½" - 12 ORB	WS16OF16	---

WS-Series Hydraulic Couplings

High Pressure Wingstyle Code 62 Flange Head Coupler

Body Size	Port Size	Steel Part #
3/4"	3/4"	6WSFH6
1"	1"	8WSFH8
1 1/4"	1 1/4"	10WSFH10
1 1/2"	1 1/2"	12WSFH12
2"	2"	16WSFH16



Hydraulic Fittings


High Pressure Wingstyle Code 62 Flange Head Plug

Body Size	Port Size	Steel Part #
3/4"	3/4"	WS6FH6
1"	1"	WS8FH8
1 1/4"	1 1/4"	WS10FH10
1 1/2"	1 1/2"	WS12FH12
2"	2"	WS16FH16




High Pressure Wingstyle Code 62 Flange Pad Coupler

Body Size	Port Size	Steel Part #
3/4"	3/4"	6WSFP6
1"	1"	8WSFP8
1 1/4"	1 1/4"	10WSFP10
1 1/2"	1 1/2"	12WSFP12
2"	2"	16WSFP16



High Pressure Wingstyle Code 62 Flange Pad Plug

Body Size	Port Size	Steel Part #
3/4"	3/4"	WS6FP6
1"	1"	WS8FP8
1 1/4"	1 1/4"	WS10FP10
1 1/2"	1 1/2"	WS12FP12
2"	2"	WS16FP16



WS-Series Hydraulic Couplings

Hydraulic Fittings



High Pressure Wingstyle Rigid Dust Plugs

Body Size	Aluminum body with steel cable Part #
3/4"	6WSDP-A
1"	8WSDP-A
1 1/4"	10WSDP-A
1 1/2"	12WSDP-A
2"	16WSDP-A

High Pressure Wingstyle Rigid Dust Caps



Body Size	Aluminum body with steel cable Part #
3/4"	WS6DC-A
1"	WS8DC-A
1 1/4"	WS10DC-A
1 1/2"	WS12DC-A
2"	WS16DC-A

High Pressure Wingstyle Coupler Seal Kits



Body Size	Coupler Style	Seal Kit Contents	Nitrile Part #
3/4"	all	body / valve seals and retaining rings	6WS-SKIT
1"	all	body / valve seals and retaining rings	8WS-SKIT
1 1/4"	all	body / valve seals and retaining rings	10WS-SKIT
1 1/2"	all	body / valve seals and retaining rings	12WS-SKIT
2"	all	body / valve seals and retaining rings	16WS-SKIT

High Pressure Wingstyle Coupler Repair Kits



Body Size	Coupler Style	Repair Kit Contents	Nitrile Part #
3/4"	all	valve assembly, O-ring, and PTFE B.U.	6WS-RKIT
1"	all	valve assembly, O-ring, and PTFE B.U.	8WS-RKIT
1 1/4"	all	valve assembly, O-ring, and PTFE B.U.	10WS-RKIT
1 1/2"	all	valve assembly, O-ring, and PTFE B.U.	12WS-RKIT
2"	all	valve assembly, O-ring, and PTFE B.U.	16WS-RKIT

WS-BOP Series Hydraulic Couplings

Applications:

- designed for use in oil rig BOP systems where couplings are required to operate under fire conditions in an emergency

Features:


- fire tested and Lloyd's certified to 1300°F (700°C) in accordance with API 16D (Certificate #NAO 0601041/1)
- Contact Dixon® for pressure ratings and other technical information.
- Sleeve is cast using a process that provides better surface finishes, tighter tolerance control, and excellent repeatability.
- Blowout Preventer Couplings are individually marked with the BOP series designation.

High Pressure Wingstyle Female Threaded Couplers

Body Size	Threads	Steel Part #	316 Stainless Steel Part #
¾"	½" - 14 NPTF	6WSF4-BOP	---
	¾" - 14 NPTF	6WSF6-BOP	6WSF6-SS-BOP
1"	1" - 11½ NPTF	8WSF8-BOP	8WSF8-SS-BOP
1¼"	1¼" - 11½ NPTF	10WSF10-BOP	10WSF10-SS-BOP
1½"	1½" - 11½ NPTF	12WSF12-BOP	12WSF12-SS-BOP
2"	2" - 11½ NPTF	16WSF16-BOP	16WSF16-SS-BOP

**High Pressure Wingstyle Female Threaded Plugs**

Body Size	Threads	Steel Part #	316 Stainless Steel Part #
¾"	½" - 14 NPTF	WS6F4-BOP	---
	¾" - 14 NPTF	WS6F6-BOP	WS6F6-SS-BOP
1"	1" - 11½ NPTF	WS8F8-BOP	WS8F8-SS-BOP
1¼"	1¼" - 11½ NPTF	WS10F10-BOP	WS10F10-SS-BOP
1½"	1½" - 11½ NPTF	WS12F12-BOP	WS12F12-SS-BOP
2"	2" - 11½ NPTF	WS16F16-BOP	WS16F16-SS-BOP

**High Pressure Wingstyle Seal Kits**

Body Size	Coupler Style	Repair Kit Contents	FR FKM Part #
¾"	all	body / valve seals and retaining rings	6BOP-SKIT
1"	all	body / valve seals and retaining rings	8BOP-SKIT
1¼"	all	body / valve seals and retaining rings	10BOP-SKIT
1½"	all	body / valve seals and retaining rings	12BOP-SKIT
2"	all	body / valve seals and retaining rings	16BOP-SKIT



T-Series Hydraulic Couplings

Applications:

- Designed for high pressure applications including hydraulic rams and pumps where low flow and pressures up to 10,000 PSI are encountered.

Features:

- interchangeable with Parker 3000 and Enerpac C 604
- nitrile O-ring with TPC-ET back up ring standard providing a temperature range of **-40°F to 250°F (-40°C to 121°C)**
- both poppet valve and ball valve styles available

Female NPTF Ball Coupler

Body Size	Threads	Steel	
		Previous Part #	Part #
3/8"	3/8" - 18 NPTF	30-300F	3TF3

Male NPTF Ball Couplers

Body Size	Threads	Previous Part #	Steel Part #	Threads	316 Stainless Steel Part #
1/4"	1/4" - 18 NPTF	30-200	2TM2	---	---
3/8"	3/8" - 18 NPTF	30-300	3TM3	3/8" - 18 NPT	3TM3-SS

Male NPTF Poppet Couplers

Body Size	Threads	Steel Part #	316 Stainless Steel Part #
3/8"	3/8" - 18 NPT	3TM3-PV	3TM3-SS-PV

Female NPTF Ball Plugs

Body Size	Threads	Previous Part #	Steel Part #	Threads	316 Stainless Steel Part #
1/4"	1/4" - 18 NPTF	31-200	T2F2	---	---
3/8"	3/8" - 18 NPTF	31-300	T3F3	3/8" - 18 NPT	T3F3-SS

Female NPTF Poppet Plugs

Body Size	Threads	Steel Part #	316 Stainless Steel Part #
3/8"	3/8" - 18 NPT	T3F3-PV	T3F3-SS-PV

T-Series Hydraulic Couplings

Dust Plugs

Body Size	Previous Part #	Steel body with rubber lanyard Part #
1/4"	30-200DP	2TDP
3/8"	30-300DP	3TDP



Dust Caps

Body Size	Previous Part #	Steel body with steel cable Part #
1/4"	31-200DC	T2DC
3/8"	31-300DC	T3DC



Ball Coupler Seal Kits


Body Size	Coupler Style	Seal Kit Contents	Urethane Part #
1/4"	ball valve	body seal	2T-SKIT
3/8"	ball valve	body seal	3T-SKIT



Plug Profiles

Industry/Competitor Interchange

Parker 3000
Enerpac C604



CVV-Series Hydraulic Couplings

Features:

- nitrile (Buna-N) seal standard, providing a temperature range of **-40°F to 250°F (-40°C to 121°C)**
- Contact Dixon® for pressure ratings and other technical information.
- interchangeable with European Screw-Together, Inteva STG-Series, Faster CVV-Series, DNP PVV3, Voswinkel Type-HS

European Female Threaded Couplers

Body Size	Threads	Steel Part #
¼"	¼" - 18 NPTF	2CVVF2
	¼" - 19 BSPP	2CVVBF2
	M14X1.5	2CVVFM1415
⅜"	⅜" - 18 NPTF	3CVVF3
	⅜" - 19 BSPP	3CVVBF3
	M16X1.5	3CVVFM1615
½"	½" - 14 NPTF	4CVVF4
	¾" - 16 ORB	4CVVOF4
	½" - 14 BSPP	4CVVBF4
	M18X1.5	4CVVFM1815
	⅞" - 14 ORB	4CVVOF5
¾"	M22X1.5	4CVVFM2215
	¾" - 14 NPTF	6CVVF6
	¾" - 14 BSPP	6CVVBF6
1"	M22X1.5	6CVVFM2215
	1" - 11½ NPTF	8CVVF8
1¼"	1" - 11 BSPP	8CVVBF8
	1¼" - 11½ NPTF	10CVVF10
	1¼" - 11 BSPP	10CVVBF10



European Female Threaded Plugs

Body Size	Threads	Steel Part #
¼"	¼" - 18 NPTF	CVV2F2
	¼" - 19 BSPP	CVV2BF2
	M14X1.5	CVV2FM1415
⅜"	⅜" - 18 NPTF	CVV3F3
	⅜" - 19 BSPP	CVV3BF3
	M16X1.5	CVV3FM1615
½"	½" - 14 NPTF	CVV4F4
	¾" - 16 ORB	CVV4OF4
	½" - 14 BSPP	CVV4BF4
	M18X1.5	CVV4FM1815
	⅞" - 14 ORB	CVV4OF5
¾"	M22X1.5	CVV4FM2215
	¾" - 14 NPTF	CVV6F6
	¾" - 14 BSPP	CVV6BF6
1"	M22X1.5	CVV6FM2215
	1" - 11½ NPTF	CVV8F8
1¼"	1" - 11 BSPP	CVV8BF8
	1¼" - 11½ NPTF	CVV10F10
	1¼" - 11 BSPP	CVV10BF10



CVV-Series Hydraulic Couplings

European Dust Plugs

Body Size	Plastic Part #
1/4"	2CVVDP
3/8"	3CVVDP
1/2"	4CVVDP
3/4"	6CVVDP
1"	8CVVDP
1 1/4"	10CVVDP



Hydraulic Fittings


European Dust Caps

Body Size	Plastic Part #
1/4"	CVV2DC
3/8"	CVV3DC
1/2"	CVV4DC
3/4"	CVV6DC
1"	CVV8DC
1 1/4"	CVV10DC



E-Series Hydraulic Couplings


Features:

- couplers have no internal valves which provide maximum flow with minimum pressure drop
- nitrile (Buna-N) seals are standard, providing a temperature range of **-40°F to 250°F** (**-40°C to 121°C**)
- Contact Dixon® for additional seal material options.
- Contact Dixon® for pressure ratings and other technical information.
- interchanges with Parker ST, Hannifin SST/BST, Foster FST, Hansen ST, and Tomco ST couplings
- *Do not disconnect with pressure in line.* 

Straight Through Female Threaded Couplers



brass




303 stainless

Body Size	Threads	Brass		303 Stainless Steel	
		Previous Part #	Part #	Previous Part #	Part #
1/8"	1/8" - 27 NPTF	---	1EF1-B	---	1EF1-S
1/4"	1/4" - 18 NPTF	STFC2	2EF2-B	STFC2SS	2EF2-S
	1/4" - 19 BSPP	---	2EBF2-B	---	---
3/8"	3/8" - 18 NPTF	STFC3	3EF3-B	STFC3SS	3EF3-S
	3/8" - 19 BSPP	---	3EBF3-B	---	---
1/2"	1/2" - 14 NPTF	STFC4	4EF4-B	STFC4SS	4EF4-S
	1/2" - 14 BSPP	---	4EBF4-B	---	---
3/4"	3/4" - 14 NPTF	STFC6	6EF6-B	STFC6SS	6EF6-S
	3/4" - 14 BSPP	---	6EBF6-B	---	---
1"	1" - 11 1/2 NPTF	STFC8	8EF8-B	STFC8SS	8EF8-S
	1" - 11 BSPP	---	8EBF8-B	---	---
1 1/4"	1 1/4" - 11 1/2 NPTF	STFC10	10EF10-B	---	10EF10-S
1 1/2"	1 1/2" - 11 1/2 NPTF	STFC12	12EF12-B	---	12EF12-S
2"	2" - 11 1/2 NPTF	STFC16	16EF16-B	---	16EF16-S

Straight Through Male Threaded Couplers



brass



303 stainless

Body Size	Threads	Brass		303 Stainless Steel	
		Previous Part #	Part #	Previous Part #	Part #
1/8"	1/8" - 27 NPTF	---	1EM1-B	---	1EM1-S
1/4"	1/4" - 18 NPTF	STMC2	2EM2-B	STMC2SS	2EM2-S
3/8"	3/8" - 18 NPTF	STMC3	3EM3-B	STMC3SS	3EM3-S
1/2"	1/2" - 14 NPTF	STMC4	4EM4-B	STMC4SS	4EM4-S
3/4"	3/4" - 14 NPTF	STMC6	6EM6-B	STMC6SS	6EM6-S
1"	1" - 11 1/2 NPTF	STMC8	8EM8-B	STMC8SS	8EM8-S
1 1/4"	1 1/4" - 11 1/2 NPTF	STMC10	10EM10-B	---	---
1 1/2"	1 1/2" - 11 1/2 NPTF	STMC12	12EM12-B	---	---
2"	2" - 11 1/2 NPTF	STMC16	16EM16-B	---	---

Straight Through Hose Barb Couplers




Body Size	Hose ID	Brass Part #
1/4"	1/4"	2ES2-B
3/8"	3/8"	3ES3-B
1/2"	1/2"	4ES4-B
3/4"	3/4"	6ES6-B
1"	1"	8ES8-B

E-Series Hydraulic Couplings

Straight Through Female Threaded Plugs

Body Size	Threads	Steel		Brass	
		Previous Part #	Part #	Previous Part #	Part #
1/8"	1/8" - 27 NPTF	---	E1F1	---	E1F1-B
1/4"	1/4" - 18 NPTF	STFP2	E2F2	STFP2B	E2F2-B
	1/4" - 19 BSPP	---	---	---	E2BF2-B
3/8"	3/8" - 18 NPTF	STFP3	E3F3	STFP3B	E3F3-B
	3/8" - 19 BSPP	---	---	---	E3BF3-B
1/2"	1/2" - 14 NPTF	STFP4	E4F4	STFP4B	E4F4-B
	1/2" - 14 BSPP	---	---	---	E4BF4-B
3/4"	3/4" - 14 NPTF	---	E6F6	---	E6F6-B
	3/4" - 14 BSPP	---	---	---	E6BF6-B
1"	1" - 11 1/2 NPTF	STFP8	E8F8	STFP8B	E8F8-B
	1" - 11 BSPP	---	---	---	E8BF8-B
1 1/4"	1 1/4" - 11 1/2 NPTF	STFP10	E10F10	---	E10F10-B
1 1/2"	1 1/2" - 11 1/2 NPTF	STFP12	E12F12	---	E12F12-B
2"	2" - 11 1/2 NPTF	STFP16	E16F16	---	E16F16-B



steel



brass

Hydraulic Fittings

Body Size	Threads	303 Stainless Steel	
		Previous Part #	Part #
1/8"	1/8" - 27 NPTF	---	E1F1-S
1/4"	1/4" - 18 NPTF	STFP2SS	E2F2-S
3/8"	3/8" - 18 NPTF	STFP3SS	E3F3-S
1/2"	1/2" - 14 NPTF	STFP4SS	E4F4-S
3/4"	3/4" - 14 NPTF	---	E6F6-S
1"	1" - 11 1/2 NPTF	STFP8SS	E8F8-S
1 1/4"	1 1/4" - 11 1/2 NPTF	---	E10F10-S
1 1/2"	1 1/2" - 11 1/2 NPTF	---	E12F12-S
2"	2" - 11 1/2 NPTF	---	E16F16-S




Straight Through Male Threaded Plugs

Body Size	Threads	Steel		Brass	
		Previous Part #	Part #	Previous Part #	Part #
1/8"	1/8" - 27 NPTF	---	E1M1	---	E1M1-B
1/4"	1/4" - 18 NPTF	STMP2	E2M2	STMP2B	E2M2-B
3/8"	3/8" - 18 NPTF	STMP3	E3M3	STMP3B	E3M3-B
1/2"	1/2" - 14 NPTF	STMP4	E4M4	STMP4B	E4M4-B
3/4"	3/4" - 14 NPTF	STMP6	E6M6	STMP6B	E6M6-B
1"	1" - 11 1/2 NPTF	STMP8	E8M8	STMP8B	E8M8-B
1 1/4"	1 1/4" - 11 1/2 NPTF	STMP10	E10M10	---	E10M10-B
1 1/2"	1 1/2" - 11 1/2 NPTF	STMP12	E12M12	---	E12M12-B
2"	2" - 11 1/2 NPTF	STMP16	E16M16	---	E16M16-B



steel



brass

Body Size	Threads	303 Stainless Steel	
		Previous Part #	Part #
1/8"	1/8" - 27 NPTF	---	E1M1-S
1/4"	1/4" - 18 NPTF	STMP2SS	E2M2-S
3/8"	3/8" - 18 NPTF	STMP3SS	E3M3-S
1/2"	1/2" - 14 NPTF	STMP4SS	E4M4-S
3/4"	3/4" - 14 NPTF	STMP6SS	E6M6-S
1"	1" - 11 1/2 NPTF	STMP8SS	E8M8-S



E-Series Hydraulic Couplings

Hydraulic Fittings



steel



brass

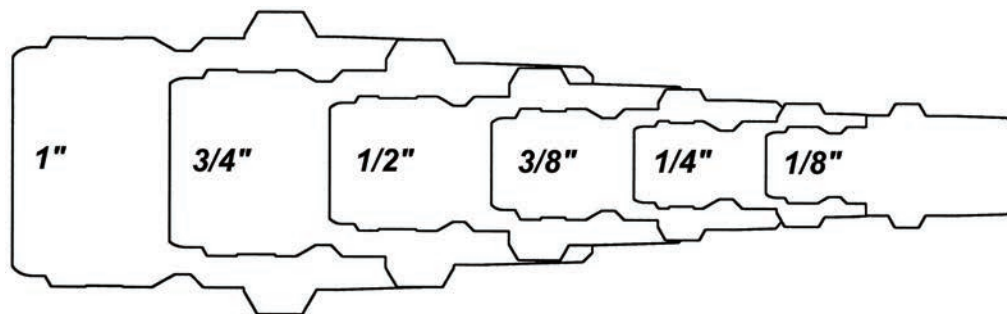
Straight Through Hose Barb Plugs

Body Size	Hose ID	Steel Part #	Brass Part #
1/4"	1/4"	E2S2	E2S2-B
3/8"	3/8"	E3S3	E3S3-B
1/2"	1/2"	E4S4	E4S4-B
3/4"	3/4"	E6S6	E6S6-B
1"	1"	E8S8	E8S8-B

Straight Through Coupler Seal Kits

Body Size	Coupler Style	Seal Kit Contents	Nitrile Part #	FKM Part #	EPDM Part #
1/4"	all	body O-ring	2E-SKIT	F-2E-SKIT	P-2E-SKIT
3/8"	all	body O-ring	3E-SKIT	F-3E-SKIT	P-3E-SKIT
1/2"	all	body O-ring	4E-SKIT	F-4E-SKIT	P-4E-SKIT
3/4"	all	body O-ring	6E-SKIT	F-6E-SKIT	P-6E-SKIT
1"	all	body O-ring	8E-SKIT	F-8E-SKIT	P-8E-SKIT
1 1/4"	all	body O-ring	10E-SKIT	F-10E-SKIT	P-10E-SKIT
1 1/2"	all	body O-ring	12E-SKIT	F-12E-SKIT	P-12E-SKIT
2"	all	body O-ring	16E-SKIT	F-16E-SKIT	P-16E-SKIT

Plug Profiles



Industry/Competitor Interchange

Foster FST
Parker ST
Hansen ST

EA-Series Hydraulic Couplings

Features:

- plug mounted sleeve guard protects against accidental disconnection
- smooth bore full-flow design ensures maximum flow with minimal pressure drop
- steel body components maximize service life by resisting the effects of brinelling and internal erosion
- heavy duty knurled sleeve with locking pin provides maximum protection against brinelling and accidental disconnection
- nitrile (Buna-N) seals are standard, providing a temperature range of **-40°F to 250°F** (-40°C to 121°C)
- interchangeable with Parker WB, Aeroquip FD69, and Snap Tite 56
- pressure rating **10000 PSI at 70°F (21°C)**

Water-Blast Couplers

Body Size	Female Threads	Steel Part #
1/2"	3/8" - 18 NPTF	4EAF3
1/2"	1/2" - 14 NPTF	4EAF4



Water-Blast Plugs

Body Size	Female Threads	Steel Part #
1/2"	3/8" - 18 NPTF	EA4F3
1/2"	1/2" - 14 NPTF	EA4F4



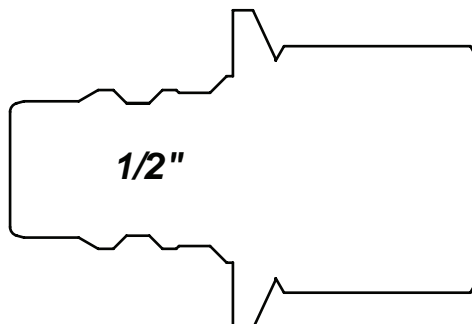
Water-Blast Seal Kits

Body Size	Coupler Style	Seal Kit Contents	Nitrile Part #
1/2"	all	body O-ring and PTFE back-up	4EA-SKIT

Body Size	Coupler Style	Seal Kit Contents	FKM Part #
1/2"	all	body O-ring and PTFE back-up	F-4EA-SKIT

Body Size	Coupler Style	Seal Kit Contents	EPDM Part #
1/2"	all	body O-ring and PTFE back-up	P-4EA-SKIT


Plug Profile




CM-Series Hydraulic Couplings

Features:

- interchangeable with Foster Series- FJT, Hansen Flo-Temp, Tomco MC-Series, Parker Moldmate, DME Jiffy-Tite
- silicone gaskets and valve O-rings standard providing a temperature range **-90°F to 400°F (-68°C to 205°C)**
- Contact Dixon® for pressure ratings and other technical information.




steel



brass

Industrial Mold Plug Female NPTF

Body Size	Threads	Steel Part #	Brass Part #
1/4"	1/8" - 27 NPTF	CM2F1	CM2F1-B
	1/4" - 18 NPTF	CM2F2	CM2F2-B
	3/8" - 18 NPTF	CM2F3	CM2F3-B
3/8"	1/4" - 18 NPTF	CM3F2	CM3F2-B
	3/8" - 18 NPTF	CM3F3	CM3F3-B
1/2"	1/2" - 14 NPTF	---	CM4F4-B
	3/4" - 14 NPTF	---	CM4F6-B

Industrial Mold Plug Male NPTF

Body Size	Threads	Brass Part #
1/4"	1/8" - 27 NPTF	CM2M1-B
	1/4" - 18 NPTF	CM2M2-B
	3/8" - 18 NPTF	CM2M3-B
3/8"	1/4" - 18 NPTF	CM3M2-B
	3/8" - 18 NPTF	CM3M3-B
	1/2" - 14 NPTF	CM3M4-B
1/2"	1/2" - 14 NPTF	CM4M4-B
	3/4" - 14 NPTF	CM4M6-B

Industrial Mold Extension Plug Male NPTF

Body Size	Threads	Brass Part #
1/4"	1/8" - 27 NPTF	CM2M1-B-L2.5
	1/8" - 27 NPTF	CM2M1-B-L4
	1/8" - 27 NPTF	CM2M1-B-L5.5
	1/4" - 18 NPTF	CM2M2-B-L2.5
	1/4" - 18 NPTF	CM2M2-B-L4
	1/4" - 18 NPTF	CM2M2-B-L5.5
	1/4" - 18 NPTF	CM2M2-B-L7
3/8"	1/8" - 27 NPTF	CM3M1-B-L2.5
	1/8" - 27 NPTF	CM3M1-B-L4
	1/8" - 27 NPTF	CM3M1-B-L5.5
	1/8" - 27 NPTF	CM3M1-B-L7
	1/4" - 18 NPTF	CM3M2-B-L2.5
	1/4" - 18 NPTF	CM3M2-B-L4
	1/4" - 18 NPTF	CM3M2-B-L5.5
	1/4" - 18 NPTF	CM3M2-B-L7
	1/4" - 18 NPTF	CM3M2-B-L8.5
	1/4" - 18 NPTF	CM3M2-B-L11.5

CM-Series Hydraulic Couplings

Industrial Mold Unvalved Coupler Female NPTF

Body Size	Threads	Brass Part #
1/4"	1/8" - 27 NPTF	2CMF1-B-E
	1/4" - 18 NPTF	2CMF2-B-E
3/8"	1/4" - 18 NPTF	3CMF2-B-E
	3/8" - 18 NPTF	3CMF3-B-E
1/2"	1/2" - 14 NPTF	4CMF4-B-E



Hydraulic Fittings

Industrial Mold Valved Coupler Female NPTF

Body Size	Threads	Brass Part #
1/4"	1/8" - 27 NPTF	2CMF1-B
3/8"	1/4" - 18 NPTF	3CMF2-B



Industrial Mold Unvalved Coupler Hose Barb

Body Size	Hose ID	Brass Part #
1/4"	1/4"	2CMS2-B-E
	5/16"	2CMS2.5-B-E
	3/8"	2CMS3-B-E
3/8"	3/8"	3CMS3-B-E
	1/2"	3CMS4-B-E
1/2"	1/2"	4CMS4-B-E
	3/4"	4CMS6-B-E



Industrial Mold Valved Coupler Hose Barb

Body Size	Hose ID	Brass Part #
1/4"	1/4"	2CMS2-B
	5/16"	2CMS2.5-B
	3/8"	2CMS3-B
3/8"	3/8"	3CMS3-B
	1/2"	3CMS4-B



Industrial Mold Unvalved Coupler Push-Loc Barb

Body Size	Hose ID	Brass Part #
1/4"	1/4"	2CMB2-B-E
	3/8"	2CMB3-B-E
3/8"	3/8"	3CMB3-B-E
	1/2"	3CMB4-B-E
1/2"	1/2"	4CMB4-B-E
	3/4"	4CMB6-B-E




Industrial Mold Valved Coupler Push-Loc Barb

Body Size	Hose ID	Brass Part #
1/4"	1/4"	2CMB2-B
	3/8"	2CMB3-B
3/8"	3/8"	3CMB3-B
	1/2"	3CMB4-B




CM-Series Hydraulic Couplings

Industrial Mold Unvalved Coupler 45° Hose Barb




Body Size	Hose ID	Brass Part #
1/4"	1/4"	2CM4S2-B-E
	5/16"	2CM4S2.5-B-E
	3/8"	2CM4S3-B-E
3/8"	3/8"	3CM4S3-B-E
	1/2"	3CM4S4-B-E
1/2"	1/2"	4CM4S4-B-E
	3/4"	4CM4S6-B-E

Industrial Mold Valved Coupler 45° Hose Barb




Body Size	Hose ID	Brass Part #
1/4"	1/4"	2CM4S2-B
	3/8"	2CM4S3-B
3/8"	3/8"	3CM4S3-B
	1/2"	3CM4S4-B

Industrial Mold Unvalved Coupler 45° Push-Loc Barb



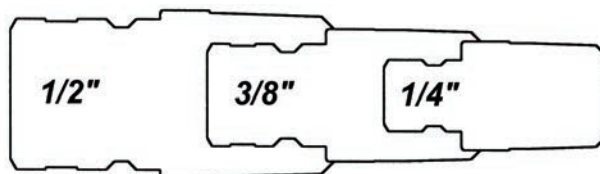
Body Size	Hose ID	Brass Part #
1/4"	1/4"	2CM4B2-B-E
	3/8"	2CM4B3-B-E
3/8"	3/8"	3CM4B3-B-E
	1/2"	3CM4B4-B-E
1/2"	1/2"	4CM4B4-B-E
	3/4"	4CM4B6-B-E

Industrial Mold Valved Coupler 45° Push-Loc Barb



Body Size	Hose ID	Brass Part #
1/4"	1/4"	2CM4B2-B
	3/8"	2CM4B3-B
3/8"	3/8"	3CM4B3-B
	1/2"	3CM4B4-B


Plug Profiles



CM-Series Hydraulic Couplings

Industrial Mold Unvalved Coupler 90° Hose Barb


Body Size	Hose ID	Brass Part #
1/4"	1/4"	2CM9S2-B-E
	5/16"	2CM9S2.5-B-E
	3/8"	2CM9S3-B-E
3/8"	3/8"	3CM9S3-B-E
	1/2"	3CM9S4-B-E
1/2"	1/2"	4CM9S4-B-E
	3/4"	4CM9S6-B-E



Hydraulic Fittings


Industrial Mold Valved Coupler 90° Hose Barb

Body Size	Hose ID	Brass Part #
1/4"	1/4"	2CM9S2-B
	5/16"	2CM9S2.5-B
	3/8"	2CM9S3-B
3/8"	3/8"	3CM9S3-B
	1/2"	3CM9S4-B




Industrial Mold Unvalved Coupler 90° Push-Loc Barb

Body Size	Hose ID	Brass Part #
1/4"	1/4"	2CM9B2-B-E
	3/8"	2CM9B3-B-E
3/8"	3/8"	3CM9B3-B-E
	1/2"	3CM9B4-B-E
1/2"	1/2"	4CM9B4-B-E
	3/4"	4CM9B6-B-E




Industrial Mold Valved Coupler 90° Push-Loc Barb

Body Size	Hose ID	Brass Part #
1/4"	1/4"	2CM9B2-B
	3/8"	2CM9B3-B
3/8"	3/8"	3CM9B3-B
	1/2"	3CM9B4-B




Industrial Mold Interchange Dust Plugs

Body Size	Lanyard	Brass Part #
1/4"	N/A	2CMPC-B
3/8"	N/A	3CMPC-B
1/2"	N/A	4CMPC-B



Industrial Mold Coupler Seal Kits

Body Size	Coupler Style	Seal Kit Contents	Silicone Part #
1/4"	all	body seal	2CM-SKIT
3/8"	all	body seal	3CM-SKIT
1/2"	all	body seal	4CM-SKIT



Flat Face

Male Unions



Features:

- reference SAE 520101
- pressure rating at 70°F (21°C)

Male Flat Face	PSI	Zinc Plated Steel Part #
9/16"-18	6000	FS2403-4
11/16"-16	6000	FS2403-6
13/16"-16	6000	FS2403-8
1"-14	6000	FS2403-10
1-3/16"-12	6000	FS2403-12
1-7/16"-12	6000	FS2403-16

Male x Male SAE O-ring Boss Connectors

Features:

- reference SAE 520120
- pressure rating at 70°F (21°C)



Male Flat Face	Male SAE O-ring Boss	PSI	Zinc Plated Steel Part #
9/16"-18	7/16"-20	5000	FS6400-4-4
11/16"-16	9/16"-18	5000	FS6400-6-6
13/16"-16	3/4"-16	4500	FS6400-8-8
1"-14	7/8"-14	3500	FS6400-10-10
1-3/16"-12	1-1/16"-12	3500	FS6400-12-12
1-7/16"-12	1-5/16"-12	3000	FS6400-16-16

Male x Male NPTF Connectors

Features:

- reference SAE 520102
- pressure rating at 70°F (21°C)



Male Flat Face	Male NPTF	PSI	Zinc Plated Steel Part #
9/16"-18	1/4"-18	5000	FS2404-4-4
11/16"-16	3/8"-18	4000	FS2404-6-6
13/16"-16	1/2"-14	3000	FS2404-8-8
1-3/16"-12	3/4"-14	2500	FS2404-12-12
1-7/16"-12	1"-11 1/2	2000	FS2404-16-16

Male x Female Swivel Nut 90° Elbows

Features:

- reference SAE 520221
- pressure rating at 70°F (21°C)



Male Flat Face	Female Flat Face	PSI	Zinc Plated Steel Part #
9/16"-18	9/16"-18	6000	FS6500-4-4
11/16"-16	11/16"-16	6000	FS6500-6-6
13/16"-16	13/16"-16	6000	FS6500-8-8
1"-14	1"-14	6000	FS6500-10-10
1-3/16"-12	1-3/16"-12	6000	FS6500-12-12
1-7/16"-12	1-7/16"-12	6000	FS6500-16-16

Male x Male SAE O-ring Boss 90° Elbows

Features:

- reference SAE 520220
- pressure rating at 70°F (21°C)



Male Flat Face	Male SAE O-ring Boss	PSI	Zinc Plated Steel Part #
9/16"-18	7/16"-20	5000	FS6801-4-4
11/16"-16	9/16"-18	5000	FS6801-6-6
13/16"-16	3/4"-16	4500	FS6801-8-8
1"-14	7/8"-14	3500	FS6801-10-10
1-3/16"-12	1-1/16"-12	3500	FS6801-12-12
1-7/16"-12	1-5/16"-12	3000	FS6801-16-16

Flat Face Male x Male NPTF 90° Elbows

Features:

- reference SAE 520202
- pressure rating at **70°F (21°C)**

Male Flat Face	Male NPTF	PSI	Zinc Plated Steel Part #
9/16"-18	¼"-18	5000	FS2501-4-4
11/16"-16	⅜"-18	4000	FS2501-6-6
13/16"-16	½"-14	3000	FS2501-8-8
1-3/16"-12	¾"-14	2500	FS2501-12-12
1-7/16"-12	1"-11½	2000	FS2501-16-16



Male Union Tees

Features:

- reference SAE 520401
- pressure rating at **70°F (21°C)**

Male Flat Face	Male Flat Face	Male Flat Face	PSI	Zinc Plated Steel Part #
9/16"-18	9/16"-18	9/16"-18	6000	FS2603-4
11/16"-16	11/16"-16	11/16"-16	6000	FS2603-6
13/16"-16	13/16"-16	13/16"-16	6000	FS2603-8
1"-14	1"-14	1"-14	6000	FS2603-10
1-3/16"-12	1-3/16"-12	1-3/16"-12	6000	FS2603-12
1-7/16"-12	1-7/16"-12	1-7/16"-12	6000	FS2603-16



Male x Female Swivel x Male Run Tees

Features:

- reference SAE 520432
- pressure rating at **70°F (21°C)**

Male Flat Face	Female Flat Face Swivel	Male Flat Face	PSI	Zinc Plated Steel Part #
9/16"-18	9/16"-18	9/16"-18	4500	FS6602-4
11/16"-16	11/16"-16	11/16"-16	4000	FS6602-6
13/16"-16	13/16"-16	13/16"-16	4000	FS6602-8
1"-14	1"-14	1"-14	3000	FS6602-10
1-3/16"-12	1-3/16"-12	1-3/16"-12	3000	FS6602-12
1-7/16"-12	1-7/16"-12	1-7/16"-12	2500	FS6602-16



Caps

Features:

- reference SAE 520112
- pressure rating at **70°F (21°C)**

Female Flat Face	PSI	Zinc Plated Steel Part #
9/16"-18	6000	FS304C-4
11/16"-16	6000	FS304C-6
13/16"-16	6000	FS304C-8
1"-14	6000	FS304C-10
1-3/16"-12	6000	FS304C-12
1-7/16"-12	6000	FS304C-16



Plugs

Features:

- reference SAE 520109
- pressure rating at **70°F (21°C)**

Male Flat Face	PSI	Zinc Plated Steel Part #
9/16"-18	6000	FS2408-4
11/16"-16	6000	FS2408-6
13/16"-16	6000	FS2408-8
1"-14	6000	FS2408-10
1-3/16"-12	6000	FS2408-12
1-7/16"-12	6000	FS2408-16



O-ring Boss

Port Reducers

Feature:

- pressure rating at 70°F (21°C)

Male SAE O-ring Boss	Female O-ring Port	PSI	Zinc Plated Steel Part #
9/16"-18	7/16"-20	5000	6410-6-4
9/16"-18	3/4"-16	4500	6410-6-8
3/4"-16	7/8"-14	3500	6410-8-10
3/4"-16	9/16"-18	4500	6410-8-6
7/8"-14	1-1/16"-12	3500	6410-10-12
7/8"-14	3/4"-16	3500	6410-10-8
1-1/16"-12	7/8"-14	3000	6410-12-10
1-1/16"-12	1-5/16"-12	3000	6410-12-16




Adjustable Unions

Feature:

- pressure rating at 70°F (21°C)

Male O-ring Boss	Adjustable O-ring Boss	PSI	Zinc Plated Steel Part #
7/16"-20	7/16"-20	4500	6403-4
9/16"-18	9/16"-18	4000	6403-6
3/4"-16	3/4"-16	4000	6403-8
7/8"-14	7/8"-14	3000	6403-10
1-1/16"-12	1-1/16"-12	3000	6403-12
1-5/16"-12	1-5/16"-12	2500	6403-16




Male JIC x Male SAE

Features:

- reference SAE 070120
- pressure rating at 70°F (21°C)

Male JIC	Male SAE O-ring Boss	PSI	Zinc Plated Steel Part #
7/16"-20	7/16"-20	5000	1231-04-04
7/16"-20	9/16"-18	5000	1231-04-06
7/16"-20	3/4"-16	4500	1231-04-08
1/2"-20	1/2"-20	5000	1231-05-05
9/16"-18	7/16"-20	5000	1231-06-04
9/16"-18	9/16"-18	5000	1231-06-06
9/16"-18	3/4"-16	4500	1231-06-08
9/16"-18	7/8"-14	3500	1231-06-10
3/4"-16	9/16"-18	4500	1231-08-06
3/4"-16	3/4"-16	4500	1231-08-08
3/4"-16	7/8"-14	3500	1231-08-10
3/4"-16	1-1/16"-12	3500	1231-08-12
7/8"-14	3/4"-16	3500	1231-10-08
7/8"-14	7/8"-14	3500	1231-10-10
7/8"-14	1-1/16"-12	3500	1231-10-12
1-1/16"-12	7/8"-14	3500	1231-12-10
1-1/16"-12	1-1/16"-12	3500	1231-12-12
1-1/16"-12	1-5/16"-12	3000	1231-12-16
1-5/16"-12	1-1/16"-12	3000	1231-16-12
1-5/16"-12	1-5/16"-12	3000	1231-16-16
1-5/16"-12	1 5/8"-12	2500	1231-16-20
1 5/8"-12	1-5/16"-12	2500	1231-20-16
1 5/8"-12	1 5/8"-12	2500	1231-20-20



Male x Male NPTF

Feature:

- pressure rating at 70°F (21°C)

Male SAE O-ring Boss	Male NPTF Pipe Adapter	PSI	Zinc Plated Steel Part #
7/16"-20	1/4"-18	5000	6401-4-4
9/16"-18	1/4"-18	4000	6401-6-4
9/16"-18	3/8"-18	4000	6401-6-6
9/16"-18	1/2"-14	3000	6401-6-8
3/4"-16	3/8"-18	3000	6401-8-6
3/4"-16	1/2"-14	3000	6401-8-8
7/8"-14	1/2"-14	3000	6401-10-8
1-1/16"-12	3/4"-14	2500	6401-12-12
1-5/16"-12	1"-11 1/2	2000	6401-16-16




O-ring Boss (ORB)

Male x Female NPTF

Feature:

- pressure rating at 70°F (21°C)

Male SAE O-ring Boss	Female NPTF Pipe	PSI	Zinc Plated Steel Part #
7/16"-20	1/8"-27	5000	6405-4-2
7/16"-20	1/4"-18	5000	6405-4-4
7/16"-20	3/8"-18	4000	6405-4-6
9/16"-18	1/4"-18	4000	6405-6-4
9/16"-18	3/8"-18	4000	6405-6-6
9/16"-18	1/2"-14	3000	6405-6-8
3/4"-16	3/8"-18	4000	6405-8-6
3/4"-16	1/2"-14	3000	6405-8-8
7/8"-14	1/4"-18	3000	6405-10-4
7/8"-14	1/2"-14	3000	6405-10-8
7/8"-14	3/4"-14	2500	6405-10-12
1-1/16"-12	1/2"-14	3000	6405-12-8
1-1/16"-12	3/4"-14	2500	6405-12-12
1-1/16"-12	1"-11 1/2	2000	6405-12-16
1-5/16"-12	3/4"-14	2500	6405-16-12
1-5/16"-12	1"-11 1/2	2000	6405-16-16
1-5/16"-12	1 1/4"-11 1/2	1150	6405-16-20
1 5/8"-12	1"-11 1/2	2000	6405-20-16
1 5/8"-12	1 1/4"-11 1/2	1150	6405-20-20



Hydraulic Fittings

90° Male SAE x Male JIC Elbows

Features:

- reference SAE 070220
- pressure rating at 70°F (21°C)

Male SAE O-ring Boss	Male JIC	PSI	Zinc Plated Steel Part #
7/16"-20	7/16"-20	5000	1238-04-04
7/16"-20	9/16"-18	5000	1238-04-06
9/16"-18	7/16"-20	5000	1238-06-04
9/16"-18	9/16"-18	5000	1238-06-06
3/4"-16	9/16"-18	4500	1238-08-06
3/4"-16	3/4"-16	4500	1238-08-08
3/4"-16	7/8"-14	3500	1238-08-10
7/8"-14	3/4"-16	3500	1238-10-08
7/8"-14	7/8"-14	3500	1238-10-10
7/8"-14	1-1/16"-12	3500	1238-10-12
1-1/16"-12	7/8"-14	3500	1238-12-10
1-1/16"-12	1-1/16"-12	3500	1238-12-12
1-1/16"-12	1-5/16"-12	3000	1238-12-16
1-5/16"-16	1-1/16"-12	3000	1238-16-12
1-5/16"-12	1-5/16"-12	3000	1238-16-16
1 5/8"-12	1-5/16"-12	2500	1238-20-16
1 5/8"-12	1 5/8"-12	2500	1238-20-20
1 7/8"-12	1 7/8"-12	2000	1238-24-24



90° SAE x Female NPSM Swivel Nut Elbows

Features:

- reference SAE 140257
- pressure rating at 70°F (21°C)

Male SAE O-ring Boss	Female NPSM Swivel	PSI	Zinc Plated Steel Part #
7/16"-20	1/4"-18	4500	6901-4-4
7/16"-20	3/8"-18	4000	6901-4-6
9/16"-18	1/4"-18	4000	6901-6-4
9/16"-18	3/8"-18	4000	6901-6-6
9/16"-18	1/2"-14	4000	6901-6-8
3/4"-16	3/8"-18	3500	6901-8-6
3/4"-16	1/2"-14	4000	6901-8-8
3/4"-16	3/4"-14	3000	6901-8-12
7/8"-14	1/2"-14	3500	6901-10-8
7/8"-14	3/4"-14	3000	6901-10-12
1-1/16"-12	1/2"-14	3500	6901-12-8
1-1/16"-12	3/4"-14	3000	6901-12-12
1-1/16"-12	1"-11 1/2	2500	6901-12-16
1-5/16"-12	3/4"-14	3000	6901-16-12
1-5/16"-12	1"-11 1/2	2500	6901-16-16
1-5/16"-12	1 1/4"-11 1/2	2000	6901-16-20
1 5/8"-12	1 1/4"-11 1/2	2000	6901-20-20



O-ring Boss (ORB) 45° Male SAE x Male JIC Elbows

Features:

- reference SAE 070320
- pressure rating at **70°F (21°C)**



Male SAE O-ring Boss	Male JIC	PSI	Zinc Plated Steel Part #
7/16"-20	7/16"-20	5000	1240-04-04
9/16"-18	9/16"-18	5000	1240-06-06
9/16"-18	3/4"-16	4500	1240-06-08
3/4"-16	9/16"-18	4500	1240-08-06
3/4"-16	3/4"-16	4500	1240-08-08
3/4"-16	7/8"-14	3500	1240-08-10
7/8"-14	3/4"-16	3500	1240-10-08
7/8"-14	7/8"-14	3500	1240-10-10
7/8"-14	1-1/16"-12	3500	1240-10-12
1-1/16"-12	7/8"-14	3500	1240-12-10
1-1/16"-12	1-1/16"-12	3500	1240-12-12
1-1/16"-12	1-5/16"-12	3000	1240-12-16
1-5/16"-12	1-5/16"-12	3000	1240-16-16
1 5/8"-12	1-5/16"-12	2500	1240-20-16
1 5/8"-12	1 5/8"-12	2500	1240-20-20

Male 37° Flare x Male Branch Tees

Features:

- reference SAE 070429
- pressure rating at **70°F (21°C)**



(2) Male JIC 37°	Male SAE O-ring Boss	PSI	Zinc Plated Steel Part #
7/16"-20	7/16"-20	5000	6803-4
9/16"-18	9/16"-18	5000	6803-6
3/4"-16	3/4"-16	4500	6803-8
7/8"-14	7/8"-14	3500	6803-10
1-1/16"-12	1-1/16"-12	3500	6803-12
1-5/16"-12	1-5/16"-12	3000	6803-16

SAE Plugs

Features:

- reference SAE 090109A
- pressure rating at **70°F (21°C)**



Male SAE O-ring Boss	PSI	Zinc Plated Steel Part #
7/16"-20	5000	1255-04H
9/16"-18	5000	1255-06H
3/4"-16	4500	1255-08H
7/8"-14	3500	1255-10H
1-1/16"-12	3500	1255-12H
1-5/16"-12	3000	1255-16H
1 5/8"-12	2500	1255-20H
1 7/8"-12	2000	1255-24H
2 1/2"-12	1500	1255-32H

Hollow Hex Plugs

Features:

- reference SAE 090109B
- requires Allen wrench
- pressure rating at **70°F (21°C)**



Male SAE O-ring Boss	PSI	Zinc Plated Steel Part #
7/16"-20	5000	6408HHP-4
9/16"-18	5000	6408HHP-6
3/4"-16	4500	6408HHP-8
7/8"-14	3500	6408HHP-10
1-1/16"-12	3500	6408HHP-12
1-5/16"-12	3000	6408HHP-16
1 5/8"-12	2500	6408HHP-20
1 7/8"-12	1500	6408HHP-24
2 1/2"-12	1500	6408HHP-32

37° JIC

Male x Male

Features:

- reference SAE 070101
- pressure rating at **70°F (21°C)**

Male JIC 37°	Male JIC 37°	PSI	Zinc Plated Steel Part #
7/16"-20	7/16"-20	5000	1204-04-04
9/16"-18	9/16"-18	5000	1204-06-06
3/4"-16	7/16"-20	4500	1204-08-04
3/4"-16	3/4"-16	4500	1204-08-08
7/8"-14	3/4"-16	3500	1204-10-08
7/8"-14	7/8"-14	3500	1204-10-10
1-1/16"-12	3/4"-16	3500	1204-12-08
1-1/16"-12	7/8"-14	3500	1204-12-10
1-1/16"-12	1-1/16"-12	3500	1204-12-12
1-5/16"-12	1-1/16"-12	3000	1204-16-12
1-5/16"-12	1-5/16"-12	3000	1204-16-16
1 5/8"-12	1 5/8"-12	2500	1204-20-20
1 7/8"-12	1 7/8"-12	2000	1204-24-24




Hydraulic Fittings

Male Flare x Male NPTF

Features:

- reference SAE 070102
- pressure rating at **70°F (21°C)**

Male JIC 37° Flare	Male NPTF	PSI	Zinc Plated Steel Part #	316 Stainless Steel Part #
7/16"-20	1/8"-27	4500	2404-4-2	---
7/16"-20	1/4"-18	4500	2404-4-4	SS2404-4-4
7/16"-20	3/8"-18	4000	2404-4-6	---
7/16"-20	1/2"-18	3000	2404-4-8	---
1/2"-20	1/8"-27	4000	2404-5-2	---
9/16"-18	1/8"-27	4000	2404-6-2	---
9/16"-18	1/4"-18	4000	2404-6-4	---
9/16"-18	3/8"-18	4000	2404-6-6	SS2404-6-6
9/16"-18	1/2"-14	3000	2404-6-8	---
3/4"-16	1/4"-18	4000	2404-8-4	---
3/4"-16	3/8"-18	4000	2404-8-6	---
3/4"-16	1/2"-14	3000	2404-8-8	SS2404-8-8
3/4"-16	3/4"-14	2500	2404-8-12	---
7/8"-14	1/2"-14	3000	2404-10-8	---
7/8"-14	3/4"-14	2500	2404-10-12	---
1-1/16"-12	1/2"-14	3000	2404-12-8	---
1-1/16"-12	3/4"-14	2500	2404-12-12	SS2404-12-12
1-1/16"-12	1"-11 1/2	2000	2404-12-16	---
1-5/16"-12	3/4"-14	2500	2404-16-12	---
1-5/16"-12	1"-11 1/2	2000	2404-16-16	SS2404-16-16
1 5/8"-12	1 1/4"-11 1/2	1150	2404-20-20	---
1 7/8"-12	1 1/2"-11 1/2	1000	2404-24-24	---
2 1/2"-12	2"-11 1/2	1000	2404-32-32	---



H

Male Flare x Female NPTF

Features:

- reference SAE 070103
- pressure rating at **70°F (21°C)**

Male JIC 37° Flare	Female NPTF	PSI	Zinc Plated Steel Part #	316 Stainless Steel Part #
7/16"-20	1/8"-27	4500	2405-4-2	---
7/16"-20	1/4"-18	4500	2405-4-4	SS2405-4-4
9/16"-18	1/4"-18	4000	2405-6-4	---
9/16"-18	3/8"-18	4000	2405-6-6	SS2405-6-6
9/16"-18	1/2"-14	3000	2405-6-8	---
3/4"-16	3/8"-18	4000	2405-8-6	---
3/4"-16	1/2"-14	3000	2405-8-8	SS2405-8-8
3/4"-16	3/4"-14	2500	2405-8-12	---
7/8"-14	1/2"-14	3000	2405-10-8	---
1-1/16"-12	3/4"-14	2500	2405-12-12	SS2405-12-12
1-1/16"-12	1"-11 1/2	2000	2405-12-16	---
1-5/16"-12	1"-11 1/2	2000	2405-16-16	SS2405-16-16
1 5/8"-12	1 1/4"-11 1/2	1150	2405-20-20	---



37° JIC

Female Swivel x Male NPTF

Feature:

- pressure rating at 70°F (21°C)

Female JIC 37° Swivel	Male NPTF Pipe	PSI	Zinc Plated Steel Part #
7/16"-20	1/8"-27	4500	6505-4-2
7/16"-20	1/4"-18	4500	6505-4-4
1/2"-20	1/4"-18	4000	6505-5-4
9/16"-18	1/4"-18	4000	6505-6-4
9/16"-18	3/8"-18	4000	6505-6-6
3/4"-16	3/8"-18	4000	6505-8-6
3/4"-16	1/2"-14	3000	6505-8-8
7/8"-14	1/2"-14	3000	6505-10-8
7/8"-14	3/4"-14	2500	6505-10-12
1-1/16"-12	1/2"-14	3000	6505-12-8
1-1/16"-12	3/4"-14	2500	6505-12-12
1-5/16"-12	3/4"-14	2500	6505-16-12
1-5/16"-12	1"-1/2	2000	6505-16-16
1 5/8"-12	1 1/4"-11 1/2	1150	6505-20-20
1 7/8"-12	1 1/2"-11 1/2	1000	6505-24-24
2 1/2"-12	2"-11 1/2	1000	6505-32-32



Hydraulic Fittings

Female Swivel x Female NPTF

Feature:

- pressure rating at 70°F (21°C)

Female JIC 37° Swivel	Female NPTF	PSI	Zinc Plated Steel Part #
7/16"-20	1/4"-18	4500	6506-4-4
7/16"-20	3/8"-18	4000	6506-4-6
9/16"-18	1/4"-18	4000	6506-6-4
9/16"-18	3/8"-18	4000	6506-6-6
3/4"-16	1/2"-14	3000	6506-8-8
7/8"-14	1/2"-14	3000	6506-10-8
1-1/16"-12	3/4"-14	2500	6506-12-12
1-5/16"-12	1" 11/2	2000	6506-16-16



90° Male Flare Elbows

Features:

- reference SAE 070201
- pressure rating at 70°F (21°C)

Male JIC 37° Flare	Male JIC 37° Flare	PSI	Zinc Plated Steel Part #
7/16"-20	7/16"-20	5000	1234-04-04
9/16"-18	9/16"-18	5000	1234-06-06
3/4"-16	3/4"-16	4500	1234-08-08
7/8"-14	7/8"-14	3500	1234-10-10
1-1/16"-12	1-1/16"-12	3500	1234-12-12
1-5/16"-12	1-5/16"-12	3000	1234-16-16
1 5/8"-12	1 5/8"-12	2500	1234-20-20



90° Male Flare x Female Flare Swivel Elbows

Features:

- reference SAE 070221
- pressure rating at 70°F (21°C)

Male 37° JIC Flare	Female 37° JIC Swivel	PSI	Zinc Plated Steel Part #
7/16"-20	7/16"-20	5000	6500-4
9/16"-18	9/16"-18	5000	6500-6
9/16"-18	7/16"-20	5000	6500-6-4
9/16"-18	3/4"-16	4500	6500-6-8
3/4"-16	3/4"-16	4500	6500-8
3/4"-16	9/16"-18	4500	6500-8-6
3/4"-16	7/8"-14	3500	6500-8-10
7/8"-14	7/8"-14	3500	6500-10
1-1/16"-12	1-1/16"-12	3500	6500-12
1-1/16"-12	7/8"-14	3500	6500-12-10
1-5/16"-12	1-5/16"-12	3000	6500-16
1 5/8"-12	1 5/8"-12	2500	6500-20



37° JIC

90° Male Flare x Male NPTF Elbows

Features:

- reference SAE 070202
- pressure rating at **70°F (21°C)**

Male JIC 37° Flare	Male NPTF	PSI	Zinc Plated Steel Part #	316 Stainless Steel Part #
7/16"-20	1/8"-27	4500	2501-4-2	---
7/16"-20	1/4"-18	4500	2501-4-4	SS2501-4-4
7/16"-20	3/8"-18	4000	2501-4-6	---
9/16"-18	1/8"-27	4000	2501-6-2	---
9/16"-18	1/4"-18	4000	2501-6-4	---
9/16"-18	3/8"-18	4000	2501-6-6	SS2501-6-6
9/16"-18	1/2"-14	3000	2501-6-8	---
3/4"-16	1/4"-18	4000	2501-8-4	---
3/4"-16	3/8"-18	4000	2501-8-6	---
3/4"-16	1/2"-14	3000	2501-8-8	SS2501-8-8
3/4"-16	3/4"-14	2500	2501-8-12	---
7/8"-14	1/2"-14	3000	2501-10-8	---
7/8"-14	3/4"-14	2500	2501-10-12	---
1-1/16"-12	1/2"-14	3000	2501-12-8	---
1-1/16"-12	3/4"-14	2500	2501-12-12	SS2501-12-12
1-1/16"-12	1"-11 1/2	2000	2501-12-16	---
1-5/16"-12	3/4"-14	2500	2501-16-12	---
1-5/16"-12	1"-11 1/2	2000	2501-16-16	SS2501-16-16
1 5/8"-12	1"-11 1/2	2000	2501-20-16	---
1 5/8"-12	1 1/4"-11 1/2	1150	2501-20-20	---
1 7/8"-12	1 1/2"-11 1/2	1000	2501-24-24	---
2 1/2"-12	2"-11 1/2	1000	2501-32-32	---



90° Female Swivel x Male NPTF Elbows

Feature:

- pressure rating at **70°F (21°C)**

Female JIC 37° Swivel	Male NPTF	PSI	Zinc Plated Steel Part #
7/16"-20	1/8"-27	4500	6501-4-2
7/16"-20	1/4"-18	4500	6501-4-4
1/2"-20	1/8"-27	4000	6501-5-2
9/16"-18	1/4"-18	4000	6501-6-4
9/16"-18	3/8"-18	4000	6501-6-6
3/4"-16	3/8"-18	4000	6501-8-6
3/4"-16	1/2"-14	3000	6501-8-8
7/8"-14	1/2"-14	3000	6501-10-8
1-1/16"-12	3/4"-14	2500	6501-12-12
1-3/16"-12	3/4"-14	2500	6501-14-12
1-5/16"-12	1"-11 1/2	2000	6501-16-16
1 5/8"-12	1 1/4"-11 1/2	1150	6501-20-20
1 7/8"-12	1 1/2"-11 1/2	1000	6501-24-24
2 1/2"-12	2"-11 1/2	1000	6501-32-32



45° Male Flare x Female Swivel Elbows

Features:

- reference SAE 070321
- pressure rating at **70°F (21°C)**

Male JIC 37°	Female JIC 37° Swivel	PSI	Zinc Plated Steel Part #
7/16"-20	7/16"-20	4500	6502-4
9/16"-18	9/16"-18	4000	6502-6
3/4"-16	3/4"-16	4000	6502-8
7/8"-14	7/8"-14	3000	6502-10
1 1/16"-12	1 1/16"-12	3000	6502-12
1 5/16"-12	1 5/16"-12	2500	6502-16
1 5/8"-12	1 5/8"-12	2000	6502-20



37° JIC

45° Male Flare x Male NPTF Elbows

Features:

- reference SAE 070302
- pressure rating at 70°F (21°C)



Male JIC 37° Flare	Male NPTF	PSI	Zinc Plated Steel Part #
7/16"-20	1/8"-27	4500	2503-4-2
7/16"-20	1/4"-18	4500	2503-4-4
9/16"-18	1/4"-18	4000	2503-6-4
9/16"-18	3/8"-18	4000	2503-6-6
3/4"-16	1/4"-18	4000	2503-8-4
3/4"-16	3/8"-18	4000	2503-8-6
3/4"-16	1/2"-14	3000	2503-8-8
7/8"-14	1/2"-14	3000	2503-10-8
7/8"-14	3/4"-14	2500	2503-10-12
1-1/16"-12	3/4"-14	2500	2503-12-12
1-5/16"-12	3/4"-14	2500	2503-16-12
1-5/16"-12	1"-11 1/2	2000	2503-16-16

Male Flare Union Tees

Features:

- reference SAE 070401
- pressure rating at 70°F (21°C)



Male JIC 37° Flare (3)	PSI	Zinc Plated Steel Part #
7/16"-20	5000	2603-4
9/16"-18	5000	2603-6
3/4"-16	4500	2603-8
7/8"-14	3500	2603-10
1-1/16"-12	3500	2603-12
1-5/16"-12	3000	2603-16

Male Flare x Female Swivel Tees

Features:

- reference SAE 070433
- pressure rating at 70°F (21°C)




Male JIC 37° Flare (2)	Female JIC 37° Swivel	PSI	Zinc Plated Steel Part #
7/16"-20	7/16"-20	4500	6600-4
9/16"-18	9/16"-18	4000	6600-6
3/4"-16	3/4"-16	4000	6600-8
1 1/16"-12	1 1/16"-12	3000	6600-12
1 5/16"-12	1 5/16"-12	2500	6600-16

Male Flare x Female Swivel Branch Tees

Features:

- reference SAE 070432
- pressure rating at 70°F (21°C)



Male JIC 37° Flare (2)	Female JIC 37° Swivel	PSI	Zinc Plated Steel Part #
7/16"-20	7/16"-20	4500	6602-4
9/16"-18	9/16"-18	4000	6602-6
3/4"-16	3/4"-16	4000	6602-8
7/8"-14	7/8"-14	3000	6602-10
1-1/16"-12	1-1/16"-12	3000	6602-12
1-5/16"-12	1-5/16"-12	2500	6602-16
1 5/8"-12	1 5/8"-12	2000	6602-20

Male Flare x Male NPTF Branch Tees

Features:

- reference SAE070425
- pressure rating at 70°F (21°C)



Male JIC 37° Flare (2)	Male NPTF	PSI	Zinc Plated Steel Part #
7/16"-20	1/4"-18	5000	2601-4-4-4
9/16"-18	1/4"-18	5000	2601-6-6-4
9/16"-18	3/8"-18	4000	2601-6-6-6
3/4"-16	1/2"-14	3000	2601-8-8-8
7/8"-14	1/2"-14	3000	2601-10-10-8
1-1/16"-12	3/4"-14	2500	2601-12-12-12
1-5/16"-12	1"-11 1/2	2000	2601-16-16-16


37° JIC

Flare Caps

Features:

- reference SAE 070112
- pressure rating at **70°F (21°C)**

Female JIC 37° Flare	Tube OD	PSI	Zinc Plated Steel Part #
5/16"-24	1/8"	5000	0304C-2
7/16"-20	1/4"	5000	0304C-4
9/16"-18	3/8"	5000	0304C-6
3/4"-16	1/2"	4500	0304C-8
7/8"-14	5/8"	3500	0304C-10
1-1/16"-12	3/4"	3500	0304C-12
1-5/16"-12	1"	3000	0304C-16
1 5/8"-12	1 1/4"	2500	0304C-20
1 7/8"-12	1 1/2"	2000	0304C-24
2 1/2"-12	2"	1500	0304C-32



Flare Tube Nuts

Features:

- reference SAE 070110
- pressure rating at **70°F (21°C)**

Female JIC 37° Flare	Tube OD	PSI	Zinc Plated Steel Part #
7/16"-20	1/4"	5000	0318-4
9/16"-18	3/8"	5000	0318-6
3/4"-16	1/2"	4500	0318-8
7/8"-14	5/8"	3500	0318-10
1-1/16"-12	3/4"	3500	0318-12
1-5/16"-12	1"	3000	0318-16



Screw Thread Plugs

Features:

- reference SAE 070109
- pressure rating at **70°F (21°C)**

Male JIC 37° Flare	PSI	Zinc Plated Steel Part #
5/16"-24	5000	1254-02H
7/16"-20	5000	1254-04H
9/16"-18	5000	1254-06H
3/4"-16	4500	1254-08H
7/8"-14	3500	1254-10H
1-1/16"-12	3500	1254-12H
1-5/16"-12	3000	1254-16H
1 5/8"-12	2500	1254-20H



Flare Tube Sleeves

Features:

- reference SAE 070115
- pressure rating at **70°F (21°C)**

Female JIC 37° Flare	PSI	Zinc Plated Steel Part #
7/16"-20	5000	0319-4
9/16"-18	5000	0319-6
3/4"-16	4500	0319-8
7/8"-14	3500	0319-10
1-1/16"-12	3500	0319-12
1-5/16"-12	3000	0319-16



Flare Bulkhead Unions with Lock Nut

Features:

- reference SAE 070601
- pressure rating at **70°F (21°C)**

Male JIC 37° Flare	PSI	Zinc Plated Steel Part #
7/16"-20	5000	2700LN-4
9/16"-18	5000	2700LN-6
3/4"-16	4500	2700LN-8
7/8"-14	3500	2700LN-10
1-1/16"-12	3500	2700LN-12
1-5/16"-12	3000	2700LN-16



37° JIC

Flare 90° Bulkhead Elbow with Lock Nuts



Features:

- reference SAE 070701
- pressure rating at 70°F (21°C)

Male JIC 37° Flare	PSI	Zinc Plated Steel Part #
7/16"-20	5000	2701LN-4
9/16"-18	5000	2701LN-6
3/4"-16	4500	2701LN-8
7/8"-14	3500	2701LN-10
1-1/16"-12	3500	2701LN-12
1-5/16"-12	3000	2701LN-16

Flare Bulkhead Lock Nuts

Features:

- reference SAE 070118
- pressure rating at 70°F (21°C)



Female JIC 37° Bulkhead	Tube OD	PSI	Zinc Plated Steel Part #
7/16"-20	1/4"	5000	0306-4
9/16"-18	3/8"	5000	0306-6
3/4"-16	1/2"	4500	0306-8
7/8"-14	5/8"	3500	0306-10
1-1/16"-12	3/4"	3500	0306-12
1-5/16"-12	1"	3000	0306-16

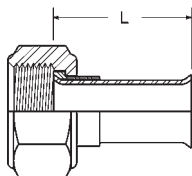
Weld End Metal Hose Fittings

Straight Female

All fittings have 316 seamless stainless steel tubes

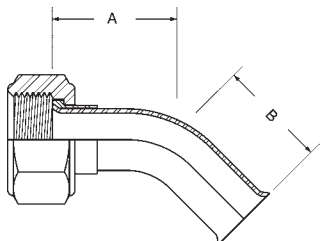
Feature:

- pressure rating at **70°F (21°C)**



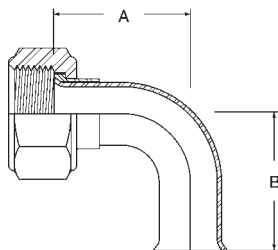
Female SAE 37° JIC	Tube OD	Pressure Rating PSI at 70°F (21°)	Dimension L		Tube Wall	304 Stainless Steel Nut & Sleeve Part #	Carbon Steel Nut & Sleeve Part #
7/16" - 20	1/4"	8650	1.500"		.049"	SFMF250	FMF250
9/16" - 18	3/8"	5550	1.500"		.049"	SFMF375	FMF375
3/4" - 16	1/2"	4050	1.500"		.049"	SFMF500	FMF500
1-1/16" - 12	3/4"	2600	1.500"		.049"	SFMF750	FMF750
1-5/16" - 12	1"	1950	2.000"		.049"	SFMF1000	FMF1000
1 5/8" - 12	1 1/4"	2050	2.375"		.065"	SFMF1250	FMF1250
1 7/8" - 12	1 1/2"	1700	2.375"		.065"	SFMF1500	FMF1500
2 1/2" - 12	2"	1250	2.500"		.065"	SFMF2000	FMF2000

45° Elbow Female



Female SAE 37° JIC	Tube OD	Pressure Rating PSI at 70°F (21°)	Dimension		Bend Radius	Tube Wall	304 Stainless Steel Nut & Sleeve Part #	Carbon Steel Nut & Sleeve Part #
			A	B				
7/16" - 20	1/4"	5000	0.750"	0.750"	0.380"	.049"	---	FMF250-45
9/16" - 18	3/8"	4500	1.000"	1.000"	0.500"	.049"	---	FMF375-45
3/4" - 16	1/2"	4000	1.250"	1.250"	1.000"	.049"	SFMF500-45	FMF500-45
1-1/16" - 12	3/4"	2600	1.450"	1.450"	1.500"	.049"	SFMF750-45	---
1-5/16" - 12	1"	2500	1.800"	1.800"	2.000"	.049"	SFMF1000-45	FMF1000-45
1 5/8" - 12	1 1/4"	2050	2.100"	2.100"	2.000"	.065"	---	FMF1250-45
1 7/8" - 12	1 1/2"	1700	2.300"	2.300"	2.000"	.065"	SFMF1500-45	FMF1500-45
2 1/2" - 12	2"	1250	3.000"	3.000"	3.000"	.065"	SFMF2000-45	FMF2000-45

90° Elbow Female



Female SAE 37° JIC	Tube OD	Pressure Rating PSI at 70°F (21°)	Dimension		Bend Radius	Tube Wall	304 Stainless Steel Nut & Sleeve Part #	Carbon Steel Nut & Sleeve Part #
			A	B				
7/16" - 20	1/4"	5000	1.000"	1.000"	0.375"	.049"	SFMF250-90	FMF250-90
9/16" - 18	3/8"	4500	1.250"	1.250"	0.500"	.049"	SFMF375-90	FMF375-90
3/4" - 16	1/2"	4000	1.830"	1.830"	1.000"	.049"	SFMF500-90	FMF500-90
1-1/16" - 12	3/4"	2600	2.350"	2.350"	1.500"	.049"	SFMF750-90	FMF750-90
1-5/16" - 12	1"	2500	3.100"	3.100"	2.000"	.049"	SFMF1000-90	FMF1000-90
1 5/8" - 12	1 1/4"	2050	3.500"	3.500"	2.000"	.065"	SFMF1250-90	FMF1250-90
1 7/8" - 12	1 1/2"	1700	3.750"	3.750"	2.000"	.065"	SFMF1500-90	FMF1500-90
2 1/2" - 12	2"	1250	4.900"	4.900"	2.000"	.065"	SFMF2000-90	FMF2000-90

NPTF



Male Hex Pipe Nipples

Features:

- reference SAE 140137
- pressure rating at 70°F (21°C)

Male NPTF	Male NPTF	PSI	Zinc Plated Steel Part #
1/8"-27	1/8"-27	5000	5404-2
1/4"-18	1/4"-18	5000	5404-4
3/8"-18	3/8"-18	4000	5404-6
3/8"-18	1/4"-18	4000	5404-6-4
1/2"-14	1/2"-14	3000	5404-8
1/2"-14	3/8"-18	3000	5404-8-6
3/4"-14	3/4"-14	2500	5404-12
3/4"-14	1/2"-14	2500	5404-12-8
1"-11 1/2	1"-11 1/2	2000	5404-16
1"-11 1/2	3/4"-14	2000	5404-16-12
1 1/4"-11 1/2	1 1/4"-11 1/2	1150	5404-20

Male x Female Hex Reducer Bushings

Features:

- reference SAE 140140
- pressure rating at 70°F (21°C)

Male NPTF	Female NPTF	PSI	Zinc Plated Steel Part #
1/4"-18	1/8"-27	5000	5406-4-2
3/8"-18	1/8"-27	4000	5406-6-2
3/8"-18	1/4"-18	4000	5406-6-4
1/2"-14	1/8"-27	3000	5406-8-2
1/2"-14	1/4"-18	3000	5406-8-4
1/2"-14	3/8"-18	3000	5406-8-6
3/4"-14	1/8"-27	2500	5406-12-2
3/4"-14	1/4"-18	2500	5406-12-4
3/4"-14	3/8"-18	2500	5406-12-6
3/4"-14	1/2"-14	2500	5406-12-8
1"-11 1/2	1/4"-18	2000	5406-16-4
1"-11 1/2	3/8"-18	2000	5406-16-6
1"-11 1/2	1/2"-14	2000	5406-16-8
1"-11 1/2	3/4"-14	2000	5406-16-12
1 1/4"-11 1/2	3/8"-18	1150	5406-20-6
1 1/4"-11 1/2	1/2"-14	1150	5406-20-8
1 1/4"-11 1/2	3/4"-14	1150	5406-20-12
1 1/4"-11 1/2	1"-11 1/2	1150	5406-20-16
1 1/2"-11 1/2	1/2"-14	1000	5406-24-8
1 1/2"-11 1/2	3/4"-14	1000	5406-24-12
1 1/2"-11 1/2	1"-11 1/2	1000	5406-24-16
1 1/2"-11 1/2	1 1/4"-11 1/2	1000	5406-24-20
2"-11 1/2"	1/2"-14	1000	5406-32-8
2"-11 1/2"	3/4"-14	1000	5406-32-12
2"-11 1/2"	1"-11 1/2	1000	5406-32-16
2"-11 1/2"	1 1/4"-11 1/2	1000	5406-32-20
2"-11 1/2"	1 1/2"-11 1/2	1000	5406-32-24



NPTF


Features:

- compact design provides ease of assembly in confining areas
- designed to prevent hose stress due to twisting during assembly
- female NPSM swivel seals on a 30° seat
- male NPTF must have a 30° chamfer to seal

Male x Female NPSM Swivel Adapters**Features:**

- reference SAE 140130
- pressure rating at **70°F (21°C)**

Male NPTF	Female NPSM Swivel	PSI	Zinc Plated Steel Part #
1/8"-27	1/8"-27	5000	1404-2-2
1/8"-27	1/4"-18	4500	1404-2-4
1/4"-18	1/4"-18	4500	1404-4-4
1/4"-18	3/8"-18	4000	1404-4-6
3/8"-18	1/4"-18	4000	1404-6-4
3/8"-18	3/8"-18	4000	1404-6-6
3/8"-18	1/2"-14	4000	1404-6-8
1/2"-14	3/8"-18	3000	1404-8-6
1/2"-14	1/2"-14	3000	1404-8-8
1/2"-14	3/4"-14	3000	1404-8-12
3/4"-14	1/2"-14	2500	1404-12-8
3/4"-14	3/4"-14	2500	1404-12-12
1"-11 1/2	1"-11 1/2	2000	1404-16-16
1 1/4"-11 1/2	1 1/4"-11 1/2	1150	1404-20-20
1 1/2"-11 1/2	1 1/2"-11 1/2	1000	1404-24-24
2"-11 1/2	2"-11 1/2	1000	1404-32-32

**Female Hex Pipe Couplings****Features:**

- reference SAE 140138
- pressure rating at **70°F (21°C)**

Female NPTF	Female NPTF	PSI	Zinc Plated Steel Part #
1/8"-27	1/8"-27	5000	5000-2
1/4"-18	1/4"-18	5000	5000-4
3/8"-18	1/4"-18	4000	5000-6-4
3/8"-18	3/8"-18	4000	5000-6
1/2"-14	3/8"-18	3000	5000-8-6
1/2"-14	1/2"-14	3000	5000-8
3/4"-14	3/4"-14	2500	5000-12
1"-11 1/2	3/4"-14	2000	5000-16-12
1"-11 1/2	1"-11 1/2	2000	5000-16
1 1/4"-11 1/2	1 1/4"-11 1/2	1150	5000-20

**Female x Female NPSM Swivel Nuts****Features:**

- reference SAE 140131
- pressure rating at **70°F (21°C)**

Female NPTF	Female NPSM Swivel	PSI	Zinc Plated Steel Part #
1/8"-27	1/8"-27	5000	1405-2-2
1/4"-18	1/4"-18	4500	1405-4-4
3/8"-18	1/4"-18	4000	1405-6-4
3/8"-18	3/8"-18	4000	1405-6-6
3/8"-18	1/2"-14	4000	1405-6-8
1/2"-14	1/2"-14	3000	1405-8-8
3/4"-14	1/2"-14	2500	1405-12-8
3/4"-14	3/4"-14	2500	1405-12-12
1"-11 1/2	1"-11 1/2	2000	1405-16-16
1 1/4"-11 1/2	1 1/4"-11 1/2	1150	1405-20-20
1 1/2"-11 1/2	1 1/2"-11 1/2	1000	1405-24-24
2"-11 1/2	2"-11 1/2	1000	1405-32-32

**90° Male x Male Elbows****Features:**

- reference SAE 140237
- pressure rating at **70°F (21°C)**

Male NPTF	Male NPTF	PSI	Zinc Plated Steel Part #
1/4"-18	1/4"-18	5000	5500-4
3/8"-18	3/8"-18	4000	5500-6
1/2"-14	1/2"-14	3000	5500-8
3/4"-14	3/4"-14	2500	5500-12
1"-11 1/2	1"-11 1/2	2000	5500-16



NPTF



90° Male x Female Street Elbows

Features:

- reference 140239
- pressure rating at 70°F (21°C)

Male NPTF	Female NPTF	PSI	Zinc Plated Steel Part #
1/4"-18	1/4"-18	5000	5502-4
3/8"-18	3/8"-18	4000	5502-6
1/2"-14	1/2"-14	3000	5502-8
3/4"-14	3/4"-14	2500	5502-12
1"-11½	1"-11½	2000	5502-16
1¼"-11½	1¼"-11½	1150	5502-20

90° Male x Female NPSM Swivel Nut Elbows

Features:

- reference SAE 140230
- pressure rating at 70°F (21°C)



Male NPTF	Female NPSM Swivel	PSI	Zinc Plated Steel Part #
1/8"-27	1/8"-27	5000	1501-2-2
1/4"-18	1/4"-18	4500	1501-4-4
1/4"-18	3/8"-18	4000	1501-4-6
3/8"-18	1/4"-18	4000	1501-6-4
3/8"-18	3/8"-18	4000	1501-6-6
3/8"-18	1/2"-14	4000	1501-6-8
1/2"-14	3/8"-18	3000	1501-8-6
1/2"-14	1/2"-14	3000	1501-8-8
1/2"-14	3/4"-14	3000	1501-8-12
3/4"-14	1/2"-14	2500	1501-12-8
3/4"-14	3/4"-14	2500	1501-12-12
3/4"-14	1"-11½	2000	1501-12-16
1"-11½	3/4"-14	2000	1501-16-12
1"-11½	1"-11½	2000	1501-16-16
1"-11½	1¼"-11½	1150	1501-16-20
1¼"-11½	1¼"-11½	1150	1501-20-20

90° Female Pipe Elbows

Features:

- reference SAE 140237
- pressure rating at 70°F (21°C)



Female NPTF	Female NPTF	PSI	Zinc Plated Steel Part #
1/8"-27	1/8"-27	5000	5504-2
1/4"-18	1/4"-18	5000	5504-4
3/8"-18	3/8"-18	4000	5504-6
1/2"-14	1/2"-14	3000	5504-8
3/4"-14	3/4"-14	2500	5504-12
1"-11½	1"-11½	2000	5504-16

90° Female x Female NPSM Swivel Nut Elbows

Features:

- reference SAE 140251
- pressure rating at 70°F (21°C)



Female NPTF	Female NPSM Swivel	PSI	Zinc Plated Steel Part #
1/4"-18	1/4"-18	4500	1502-4-4
3/8"-18	3/8"-18	4000	1502-6-6
1/2"-14	1/2"-14	3000	1502-8-8
3/4"-14	3/4"-14	2500	1502-12-12
1"-11½	1"-11½	2000	1502-16-16

45° Male x Female NPSM Swivel Nut Elbows

Features:

- reference SAE 140330
- pressure rating at 70°F (21°C)



Male NPTF	Female NPSM Swivel	PSI	Zinc Plated Steel Part #
1/4"-18	1/4"-18	4500	1503-4-4
3/8"-18	3/8"-18	4000	1503-6-6
1/2"-14	1/2"-14	3000	1503-8-8
3/4"-14	3/4"-14	2500	1503-12-12
1"-11½	1"-11½	2000	1503-16-16

NPTF Male Pipe Tees

Features:

- reference SAE 140437
- pressure rating at **70°F (21°C)**

Male NPTF (3)	PSI	Zinc Plated Steel Part #
¼"-18	5000	5600-4
⅜"-18	4000	5600-6
½"-14	3000	5600-8
¾"-14	2500	5600-12
1"-11½	2000	5600-16



Male x Female Pipe Tees

Features:

- reference SAE 140427
- pressure rating at **70°F (21°C)**

Male NPTF (2)	Female NPTF	PSI	Zinc Plated Steel Part #
¼"-18	¼"-18	5000	5601-4
⅜"-18	⅜"-18	4000	5601-6
½"-14	½"-14	3000	5601-8
¾"-14	¾"-14	2500	5601-12
1"-11½	1"-11½	2000	5601-16



Female x Male Branch Tees

Features:

- reference SAE 140425
- pressure rating at **70°F (21°C)**

Female NPTF (2)	Male NPTF	PSI	Zinc Plated Steel Part #
¼"-18	¼"-18	5000	5604-4
⅜"-18	⅜"-18	4000	5604-6
½"-14	½"-14	3000	5604-8
¾"-14	¾"-14	2500	5604-12
1"-11½	1"-11½	2000	5604-16



Female Pipe Tees

Features:

- reference 140438
- pressure rating at **70°F (21°C)**

Female NPTF (3)	PSI	Zinc Plated Steel Part #
¼"-18	5000	5605-4
⅜"-18	4000	5605-6
½"-14	3000	5605-8
¾"-14	2500	5605-12
1"-11½	2000	5605-16



Male x Female Run Tees

Features:

- reference 140424
- pressure rating at **70°F (21°C)**

Male NPTF	Female NPTF (2)	PSI	Zinc Plated Steel Part #
⅛"-27	⅛"-27	5000	5602-2
¼"-18	¼"-18	5000	5602-4
⅜"-18	⅜"-18	4000	5602-6
½"-14	½"-14	3000	5602-8
¾"-14	¾"-14	2500	5602-12
1"-11½	1"-11½	2000	5602-16
1-¼"-11½	1-¼"-11½	1150	5602-20
1-½"-11½	1-½"-11½	1000	5602-24



NPTF

Female Hex Caps

Feature:

- pressure rating at 70°F (21°C)



Female NPTF	PSI	Zinc Plated Steel Part #
1/8"-27	5000	5406C-2
1/4"-18	5000	5406C-4
3/8"-18	4000	5406C-6
1/2"-14	3000	5406C-8
3/4"-14	2500	5406C-12
1"-11 1/2	2000	5406C-16
1 1/4"-11 1/2	1150	5406C-20
1 1/2"-11 1/2	1000	5406C-24

Male Hex Plugs

Features:

- reference SAE 130109C
- pressure rating at 70°F (21°C)



Male NPTF	PSI	Zinc Plated Steel Part #
1/8"-27	5000	1251-02H
1/4"-18	5000	1251-04H
3/8"-18	4000	1251-06H
1/2"-14	3000	1251-08H
3/4"-14	2500	1251-12H
1"-11 1/2	2000	1251-16H
1 1/4"-11 1/2	1150	1251-20H

Male JIC 37° Flare x Male Metric Parallel Thread

Feature:

- pressure rating at 70°F (21°C)



Male JIC 37° Flare	Male Metric Parallel	Zinc Plated Steel Part #
7/16"-20	M10X1.0	M7400-4-10
7/16"-20	M12X1.5	M7400-4-12
9/16"-18	M14X1.5	M7400-6-14
9/16"-18	M16X1.5	M7400-6-16
3/4"-16	M16X1.5	M7400-8-16
3/4"-16	M18X1.5	M7400-8-18
1-1/16"-12	M22X1.5	M7400-12-22
1-1/16"-12	M27X2.0	M7400-12-27
1-5/16"-12	M33X2.0	M7400-16-33

Female Pipe x Male Metric Parallel Thread

Feature:

- pressure rating at 70°F (21°C)



Female NPTF	Male Metric Parallel	Zinc Plated Steel Part #
1/4"-18	M12X1.5	M7455-4-12
1/4"-18	M14X1.5	M7455-4-14
3/8"-18	M16X1.5	M7455-6-16
3/8"-18	M18X1.5	M7455-6-18
1/2"-14	M16X1.5	M7455-8-16
1/2"-14	M18X1.5	M7455-8-18
1/2"-14	M22X1.5	M7455-8-22
3/4"-14	M27X2.0	M7455-12-27
1"-11 1/2	M33X2.0	M7455-16-33

British Standard Pipe Parallel (BSPP)

Male JIC 37° Flare x Male

Feature:

- pressure rating at 70°F (21°C)

Male JIC 37° Flare	Male BSPP	PSI	Zinc Plated Steel Part #
7/16"-20	¼"-19	5000	B3800-4-4
9/16"-18	⅜"-19	4000	B3800-6-6
¾"-16	½"-14	3000	B3800-8-8
1-1/16"-12	¾"-14	2500	B3800-12-12
1-5/16"-12	1"-11	2000	B3800-16-16



Male NPTF x Male

Feature:

- pressure rating at 70°F (21°C)

Male NPTF	Male BSPP	PSI	Zinc Plated Steel Part #
¼"-18	¼"-19	5000	B3401-4-4
⅜"-18	⅜"-19	4000	B3401-6-6
½"-14	½"-14	3000	B3401-8-8
¾"-14	¾"-14	2500	B3401-12-12
1"-11½	1"-11	2000	B3401-16-16



Female NPTF x Male

Feature:

- pressure rating at 70°F (21°C)

Female NPTF	Male BSPP	PSI	Zinc Plated Steel Part #
¼"-18	¼"-19	5000	B3455-4-4
⅜"-18	⅜"-19	4000	B3455-6-6
½"-14	½"-14	3000	B3455-8-8
¾"-14	¾"-14	2500	B3455-12-12
1"-11½	1"-11	2000	B3455-16-16



Male JIC 37° Flare x Male 90° Elbow

Feature:

- pressure rating at 70°F (21°C)

Male JIC 37° Flare	Male BSPP	PSI	Zinc Plated Steel Part #
7/16"-20	¼"-19	5000	B3801-4-4
9/16"-18	⅜"-19	4000	B3801-6-6
¾"-16	½"-14	3000	B3801-8-8
1-1/16"-12	¾"-14	2500	B3801-12-12
1-5/16"-12	1"-11	2000	B3801-16-16



Bonded Dowty Seal for British Thread

Feature:

- pressure rating at 70°F (21°C)

Size	Plated Carbon Steel with Buna O-ring Part #
¼"-19	BDS04
⅜"-19	BDS06
½"-14	BDS08
¾"-14	BDS12
1"-11	BDS16



Hydraulic 4-Bolt Flanges

Features:

- flat face flange must be used with O-ring flange
- code 61 - standard pressure; code 62 - high pressure
- makes installation of components easier, especially in applications with limited space
- bolt kit with Buna O-ring included with O-ring flange
- no bolt kit is included with flat face flange
- also available in 316L stainless, contact Dixon® for more information

Hydraulic 4-Bolt Flange NPTF Port

Port Size	Pad Size	NPTF Thread	Code 61 Carbon Steel			
			O-ring		Flat Face	
			Previous Part #	Part #	Previous Part #	Part #
1/2"	1/2"	1/2"-14	W43-8-8-U	C6143K0808NPT	W104-8-8	C611040808NPT
3/4"	3/4"	3/4"-14	W43-12-12-U	C6143K1212NPT	W104-12-12	C611041212NPT
1"	1"	1"-11 1/2	W43-16-16-U	C6143K1616NPT	W104-16-16	C611041616NPT
1 1/4"	1 1/4"	1 1/4"-11 1/2	W43-20-20-U	C6143K2020NPT	W104-20-20	C611042020NPT
1 1/2"	1 1/2"	1 1/2"-11 1/2	W43-24-24-U	C6143K2424NPT	W104-24-24	C611042424NPT
2"	2"	2"-11 1/2	W43-32-32-U	C6143K3232NPT	W104-32-32	C611043232NPT
2 1/2"	2 1/2"	2 1/2"-8	W43-40-40-U	C6143K4040NPT	W104-40-40	C611044040NPT
3"	3"	3"-8	W43-48-48-U	C6143K4848NPT	W104-48-48	C611044848NPT

Port Size	Pad Size	NPTF Thread	Code 62 Carbon Steel			
			O-ring		Flat Face	
			Previous Part #	Part #	Previous Part #	Part #
1/2"	1/2"	1/2"-14	W44-8-8-U	C6244K0808NPT	W45-8-8	C62450808NPT
3/4"	3/4"	3/4"-14	W44-12-12-U	C6244K1212NPT	W45-12-12	C62451212NPT
1"	1"	1"-11 1/2	W44-16-16-U	C6244K1616NPT	W45-16-16	C62451616NPT
1 1/4"	1 1/4"	1 1/4"-11 1/2	W44-20-20-U	C6244K2020NPT	W45-20-20	C62452020NPT
1 1/2"	1 1/2"	1 1/2"-11 1/2	W44-24-24-U	C6244K2424NPT	W45-24-24	C62452424NPT
2"	2"	2"-11 1/2	W44-32-32-U	C6244K3232NPT	W45-32-32	C62453232NPT



Hydraulic 4-Bolt Flange SAE Port

Port Size	Pad Size	UN/UNF-2B Thread	Code 61 Carbon Steel			
			O-ring		Flat Face	
			Previous Part #	Part #	Previous Part #	Part #
1/2"	1/2"	3/4"-16	W46-8-8-U	C6146K0808SAE	W106-8-8	C611060808SAE
3/4"	3/4"	1 1/16"-12	W46-12-12-U	C6146K1212SAE	W106-12-12	C611061212SAE
1"	1"	1 5/16"-12	W46-16-16-U	C6146K1616SAE	W106-16-16	C611061616SAE
1 1/4"	1 1/4"	1 5/8"-12	W46-20-20-U	C6146K2020SAE	W106-20-20	C611062020SAE
1 1/2"	1 1/2"	1 7/8"-12	W46-24-24-U	C6146K2424SAE	W106-24-24	C611062424SAE
2"	2"	2 1/2"-12	W46-32-32-U¹	C6146K3232SAE	W106-32-32	C611063232SAE

¹ 1000 PSI maximum

Port Size	Pad Size	UN/UNF-2B Thread	Code 62 Carbon Steel			
			O-ring		Flat Face	
			Previous Part #	Part #	Previous Part #	Part #
1/2"	1/2"	3/4"-16	W48-8-8-U	C6248K0808SAE	W49-8-8	C62490808SAE
3/4"	3/4"	1 1/16"-12	W48-12-12-U	C6248K1212SAE	W49-12-12	C62491212SAE
1"	1"	1 5/16"-12	W48-16-16-U	C6248K1616SAE	W49-16-16	C62491616SAE
1 1/4"	1 1/4"	1 5/8"-12	W48-20-20-U	C6248K2020SAE	W49-20-20	C62492020SAE
1 1/2"	1 1/2"	1 7/8"-12	W48-24-24-U	C6248K2424SAE	W49-24-24	C62492424SAE
2"	2"	2 1/2"-12	W48-32-32-U	C6248K3232SAE	W49-32-32	C62493232SAE

- For flange dimensions, diagrams and additional information please reference canada.dixonvalve.com.



Hydraulic 4-Bolt Flanges

Hydraulic 4-Bolt Flange Pipe Socket Weld

Port Size	Pad Size	Code 61 Carbon Steel			
		O-ring		Flat Face	
		Previous Part #	Part #	Previous Part #	Part #
½"	½"	W4-8-8-U	C614K0808PSW	W61-8-8	C61610808PSW
¾"	¾"	W4-12-12-U	C614K1212PSW	W61-12-12	C61611212PSW
1"	1"	W4-16-16-U	C614K1616PSW	W61-16-16	C61611616PSW
1¼"	1¼"	W4-20-20-U	C614K2020PSW	W61-20-20	C61612020PSW
1½"	1½"	W4-24-24-U	C614K2424PSW	W61-24-24	C61612424PSW
2"	2"	W4-32-32-U	C614K3232PSW	W61-32-32	C61613232PSW
2½"	2½"	W4-40-40-U	C614K4040PSW	W61-40-40	C61614040PSW
3"	3"	W4-48-48-U	C614K4848PSW	W61-48-48	C61614848PSW

Port Size	Pad Size	Code 62 Carbon Steel			
		O-ring		Flat Face	
		Previous Part #	Part #	Previous Part #	Part #
½"	½"	W59-8-8-U	C6259K0808PSW	W60-8-8	C62600808PSW
¾"	¾"	W59-12-12-U	C6259K1212PSW	W60-12-12	C62601212PSW
1"	1"	W59-16-16-U	C6259K1616PSW	W60-16-16	C62601616PSW
1¼"	1¼"	W59-20-20-U	C6259K2020PSW	W60-20-20	C62602020PSW
1½"	1½"	W59-24-24-U	C6259K2424PSW	W60-24-24	C62602424PSW
2"	2"	W59-32-32-U	C6259K3232PSW	W60-32-32	C62603232PSW
2½"	2½"	W59-40-40-U	C6259K4040PSW	W60-40-40	C62604040PSW
3"	3"	W59-48-48-U	C6259K4848PSW	W60-48-48	C62604848PSW



Pressure Ratings of SAE Flanges

Code 61 SAE J518-1 / ISO 6162-1

Dash Size	Size	Maximum Working Pressure		Fastener Torque Value
		PSI	MPa	Grade 8 UNC (lb-ft)
-8	½"	5000	35	24
-12	¾"	5000	35	44
-16	1"	4600	32	44
-20	1¼"	4000	28	68
-24	1½"	3000	21	111
-32	2"	3000	21	111
-40	2½"	2500	17.5	111
-48	3"	2300	16	218
-56	3½"	500	3.5	218
-64	4"	500	3.5	218
-80	5"	500	3.5	218

- Connection type opposite 4-bolt flange connection can de-rate maximum working pressure.

Code 62 SAE J518-2 / ISO 6162-2

Dash Size	Size	Maximum Working Pressure		Fastener Torque Value
		PSI	MPa	Grade 8 UNC (lb-ft)
-8	½"	6000	40	24
-12	¾"	6000	40	44
-16	1"	6000	40	68
-20	1¼"	6000	40	111
-24	1½"	6000	40	218
-32	2"	6000	40	332
-40	2½"	6000	40	380
-48	3"	6000	40	667

- For flange dimensions, diagrams and additional information please reference canada.dixonvalve.com.

Code 61 / Code 62 Split Flange Kits

Features:

- for tube, hose end and split flange adapter connections
- kits include 2 split flange halves, 4 hex head screws and lockwashers, 1 Buna O-ring
- silver trivalent finish for high corrosion resistance
- also available in forged 316L stainless, contact Dixon® for more information

Hydraulic Fittings



Flange Size	Code 61 Forged Carbon Steel		Code 62 Forged Carbon Steel	
	Previous Part #	Part #	Previous Part #	Part #
1/2"	8SFO	C6108-SFKIT	8SF XO	C6208-SFKIT
3/4"	12SFO	C6112-SFKIT	12SF XO	C6212-SFKIT
1"	16SFO	C6116-SFKIT	16SF XO	C6216-SFKIT
1 1/4"	20SFO	C6120-SFKIT	20SF XO	C6220-SFKIT
1 1/2"	24SFO	C6124-SFKIT	24SF XO	C6224-SFKIT
2"	32SFO	C6132-SFKIT	32SF XO	C6232-SFKIT
2 1/2"	40SFO	C6140-SFKIT	---	---
3"	48SFO	C6148-SFKIT	---	---

Code 61 / Code 62 Flange Adapters

Straight Flange x Male JIC Hydraulic Adapter



JIC Thread	Tube OD	Flange Size	Code 61 Carbon Steel		Code 62 Carbon Steel	
			Previous Part #	Part #	Previous Part #	Part #
3/4"-16	1/2"	1/2"	300-8-8	C6100F0808	---	---
3/4"-16	1/2"	3/4"	300-8-12	C6100F0812	---	---
1 1/16"-12	3/4"	3/4"	300-12-12	C6100F1212	600-12-12	C6200F1212
1 1/16"-12	3/4"	1"	300-12-16	C6100F1216	600-12-16	C6200F1216
1 5/16"-12	1"	3/4"	300-16-12	C6100F1612	600-16-12	C6200F1612
1 5/16"-12	1"	1"	300-16-16	C6100F1616	600-16-16	C6200F1616
1 5/16"-12	1"	1 1/4"	300-16-20	C6100F1620	600-16-20	C6200F1620
1 5/8"-12	1 1/4"	1"	300-20-16	C6100F2016	600-20-16	C6200F2016
1 5/8"-12	1 1/4"	1 1/4"	300-20-20	C6100F2020	600-20-20	C6200F2020
1 5/8"-12	1 1/4"	1 1/2"	300-20-24	C6100F2024	600-20-24	C6200F2024
1 7/8"-12	1 1/2"	1 1/4"	300-24-20	C6100F2420	600-24-20	C6200F2420
1 7/8"-12	1 1/2"	1 1/2"	300-24-24	C6100F2424	600-24-24	C6200F2424
1 7/8"-12	1 1/2"	2"	300-24-32	C6100F2432	600-24-32	C6200F2432
2 1/2"-12	2"	1 1/2"	300-32-24	C6100F3224	600-32-24	C6200F3224
2 1/2"-12	2"	2"	300-32-32	C6100F3232	600-32-32	C6200F3232

90° Flange Elbow x Male JIC Hydraulic Adapter



JIC Thread	Tube OD	Flange Size	Code 61 Carbon Steel		Code 62 Carbon Steel	
			Previous Part #	Part #	Previous Part #	Part #
3/4"-16	1/2"	3/4"	390-8-12	C6190F0812	---	---
1 1/16"-12	3/4"	3/4"	390-12-12	C6190F1212	690-12-12	C6290F1212
1 1/16"-12	3/4"	1"	390-12-16	C6190F1216	690-12-16	C6290F1216
1 5/16"-12	1"	3/4"	390-16-12	C6190F1612	690-16-12	C6290F1612
1 5/16"-12	1"	1"	390-16-16	C6190F1616	690-16-16	C6290F1616
1 5/16"-12	1"	1 1/4"	390-16-20	C6190F1620	690-16-20	C6290F1620
1 5/8"-12	1 1/4"	1"	390-20-16	C6190F2016	690-20-16	C6290F2016
1 5/8"-12	1 1/4"	1 1/4"	390-20-20	C6190F2020	690-20-20	C6290F2020
1 5/8"-12	1 1/4"	1 1/2"	390-20-24	C6190F2024	690-20-24	C6290F2024
1 7/8"-12	1 1/2"	1 1/2"	390-24-24	C6190F2424	690-24-24	C6290F2424
1 7/8"-12	1 1/2"	2"	390-24-32	C6190F2432	690-24-32	C6290F2432
2 1/2"-12	2"	1 1/2"	390-32-24	C6190F3224	690-32-24	C6290F3224
2 1/2"-12	2"	2"	390-32-32	C6190F3232	690-32-32	C6290F3232

45° Flange Elbow x Male JIC Hydraulic Adapter



JIC Thread	Tube OD	Flange Size	Code 61 Carbon Steel		Code 62 Carbon Steel	
			Previous Part #	Part #	Previous Part #	Part #
1 1/16"-12	3/4"	3/4"	340-12-12	C6145F1212	640-12-12	C6245F1212
1 5/16"-12	1"	1"	340-16-16	C6145F1616	640-16-16	C6245F1616
1 5/8"-12	1 1/4"	1 1/4"	340-20-20	C6145F2020	640-20-20	C6245F2020
1 7/8"-12	1 1/2"	1 1/2"	340-24-24	C6145F2424	640-24-24	C6245F2424
2 1/2"-12	2"	2"	340-32-32	C6145F3232	640-32-32	C6245F3232

Hydraulic Suction and Return Line Hose Couplings

Application:


- designed for hydraulic suction line applications using SAE100R4 hydraulic hose

Feature:

- barbs provide easy assembly and maximum gripping action

Female SAE Stem


Hose ID	Male NPTF	Plated Steel Part #
3/4"	3/4"-14	188-12
1"	1"-11½	188-16
1¼"	1¼"-11½	188-20
1½"	1½"-11½	188-24
2"	2"-11½	188-32



Hydraulic Fittings

Female SAE 37° Swivel Stem

Hose ID	Male NPTF	Plated Steel Part #
3/4"	1-1/16"-12	688-12
1"	1-5/16"-12	688-16
1¼"	1⅝"-12	688-20
1½"	1⅞"-12	688-24
2"	2½"-12	688-32



- return line clamps must be used with these fittings

Double Bolt Clamps

Features:

- inner surface has dual gripping ridges
- bolt lugs are reinforced to prevent bending out of alignment
- Torque values for clamps are based on dry bolts.
- The use of lubricant on bolts will adversely effect clamp performance.
- measure hose OD accurately before ordering clamps
- Consult Dixon® when using double bolt clamps on helical wire hose.



Hose OD		Plated Iron Part #	Torque in ft. lbs.	Optional Qty
from	to			
1-8/64"	1-12/64"	J48	15	100
1-40/64"	1-52/64"	DL14	40	25
1-48/64"	2-3/64"	DL20	27	25
2-7/64"	2-19/64"	DL24¹	27	25
2-20/64"	2-40/64"	DL32¹	40	25



¹ investment cast carbon steel

Hydraulic Hose Stems

Hydraulic Fittings



Features:

- stems have a collar behind the hex to engage clamp fingers
- reference clamps on page 74

NPTF Size	Plated Steel Part #
1/2"	HY4
1"	HY8

NPTF Size	Plated Steel Part #
1 1/4"	HY10
1 1/2"	HY12
2"	HY16

Hydraulic Hose Clamps For 1 Wire Hose




Feature:

- for use only on 1 wire hydraulic hoses

Hose ID	Hose OD		Plated Iron Part #	Torque in ft. lbs.
	from	to		
3/8"	48/64"	50/64"	HD1-3	12
1/2"	56/64"	60/64"	HD1-4	18
3/4"	1-10/64"	1-14/64"	HD1-6	18
1"	1-29/64"	1-35/64"	HD1-8	36

Hydraulic Hose Clamps For 1 or 2 Wire Hose

Features:

- for use only on 1 or 2 wire hydraulic hoses
- This clamp *should not* be used on 4 or 6 wire hydraulic hose even when hose falls within recommended ranges. 



Hose ID	Hose OD		Plated Iron Part #	Torque in ft. lbs.
	from	to		
3/8"	50/64"	52/64"	HRC-037	18
1/2"	57/64"	1"	HRC-050	18
3/4"	1-16/64"	1-20/64"	HRC-075	36
1"	1-37/64"	1-41/64"	HRC-100	64
1 1/4"	1-54/64"	1-62/64"	HRC-125	90
1 1/2"	2-10/64"	2-18/64"	HRC-150	90
2"	2-43/64"	2-52/64"	HRC-200	90

Inline Hydraulic Filters

Features:

- provides protection for small, high pressure systems
- installs at the pressure side of a pump
- conically shaped bronze element positioned by a retaining spring to allow true, uninterrupted flow
- standard 25 micron bronze element can be easily cleaned or replaced
- temperature range: **35°F to 200°F (2°C to 93°C)**
- maximum operating pressure: **3000 PSI**



Female SAE	Overall Length	Diameter	Plated Steel Part #
9/16" - 18	3 1/4"	1 1/2"	9152
3/4" - 16	3 1/4"	1 1/2"	9153

Pipe and Tube Clamps

Applications:

- standard hydraulic applications, general pipe construction, electric cables, etc.
- *Standard and twin series clamps* are recommended for systems with less than 1500 PSI without dynamic loads.
- *Heavy duty clamps* are recommended for systems with greater than 1500 PSI operating pressure.

Features:

- clamps are welded in place to secure the pipe or tubing
- polypropylene cushions reduce wear due to vibration
- kit includes clamp with weld plate, cover plate and bolts

Standard Series

Pipe Nom. Bore/Tube OD	Length	Width	Height	Steel & Polypropylene Part #
1/8" pipe	1.65"	1.18"	1.30"	<i>HST02P</i>
1/4" pipe	1.89"	1.18"	1.54"	<i>HST04P</i>
1/4" tube	1.65"	1.18"	1.30"	<i>HST04T</i>
5/16" tube	1.65"	1.18"	1.30"	<i>HST05T</i>
3/8" pipe	1.89"	1.18"	1.54"	<i>HST06P</i>
3/8" tube	1.65"	1.18"	1.30"	<i>HST06T</i>
1/2" pipe	2.17"	1.18"	1.61"	<i>HST08P</i>
1/2" tube	1.89"	1.18"	1.54"	<i>HST08T</i>
5/8" tube	1.89"	1.18"	1.54"	<i>HST10T</i>
3/4" pipe	2.44"	1.18"	1.89"	<i>HST12P</i>
3/4" tube	2.17"	1.18"	1.61"	<i>HST12T</i>
7/8" tube	2.17"	1.18"	1.61"	<i>HST14T</i>
1" pipe	2.91"	1.18"	2.52"	<i>HST16P</i>
1" tube	2.17"	1.18"	1.61"	<i>HST16T</i>
1 1/4" pipe	2.91"	1.18"	2.52"	<i>HST20P</i>
1 1/4" tube	2.91"	1.18"	2.52"	<i>HST20T</i>
1 1/2" pipe	3.46"	1.18"	2.83"	<i>HST24P</i>
1 1/2" tube	2.91"	1.18"	2.52"	<i>HST24T</i>
2" tube	3.46"	1.18"	2.83"	<i>HST32T</i>

**Twin Series**

Pipe Nom. Bore/Tube OD	Length	Width	Height	Steel & Polypropylene Part #
1/8" pipe	1.46"	1.18"	1.36"	<i>HTW02P</i>
1/4" pipe	1.46"	1.18"	1.36"	<i>HTW04P</i>
1/4" tube	1.46"	1.18"	1.36"	<i>HTW04T</i>
5/16" tube	1.46"	1.18"	1.36"	<i>HTW05T</i>
3/8" pipe	2.17"	1.18"	1.42"	<i>HTW06P</i>
3/8" tube	1.46"	1.18"	1.36"	<i>HTW06T</i>
1/2" pipe	2.76"	1.18"	1.85"	<i>HTW08P</i>
1/2" tube	2.17"	1.18"	1.42"	<i>HTW08T</i>
5/8" tube	2.17"	1.18"	1.42"	<i>HTW10T</i>
3/4" pipe	3.35"	1.18"	2.05"	<i>HTW12P</i>
3/4" tube	2.76"	1.18"	1.85"	<i>HTW12T</i>
7/8" tube	2.76"	1.18"	1.85"	<i>HTW14T</i>
1" pipe	4.33"	1.18"	2.52"	<i>HTW16P</i>
1" tube	2.76"	1.18"	1.85"	<i>HTW16T</i>
1 1/4" pipe	4.33"	1.18"	2.52"	<i>HTW20P</i>
1 1/4" tube	4.33"	1.18"	2.52"	<i>HTW20T</i>
1 1/2" tube	4.33"	1.18"	2.52"	<i>HTW24T</i>



Pipe and Tube Clamps

Heavy Duty Series

Hydraulic Fittings



Pipe Nom. Bore/Tube OD	Length	Width	Height	Steel & Polypropylene Part #
1/8" pipe	2.87"	1.18"	1.89"	HHD02P
1/4" pipe	2.87"	1.18"	1.89"	HHD04P
1/4" tube	2.87"	1.18"	1.89"	HHD04T
5/16" tube	2.87"	1.18"	1.89"	HHD05T
3/8" pipe	2.87"	1.18"	1.89"	HHD06P
3/8" tube	2.87"	1.18"	1.89"	HHD06T
1/2" pipe	3.35"	1.18"	2.52"	HHD08P
1/2" tube	2.87"	1.18"	1.89"	HHD08T
5/8" tube	2.87"	1.18"	1.89"	HHD10T
3/4" pipe	3.35"	1.18"	2.52"	HHD12P
3/4" tube	3.35"	1.18"	2.52"	HHD12T
7/8" tube	3.35"	1.18"	2.52"	HHD14T
1" pipe	3.94"	1.18"	2.99"	HHD16P
1" tube	3.35"	1.18"	2.52"	HHD16T
1 1/4" pipe	5.51"	1.77"	4.33"	HHD20P
1 1/4" tube	3.94"	1.18"	2.99"	HHD20T
1 1/2" pipe	5.51"	1.77"	4.33"	HHD24P
1 1/2" tube	3.94"	1.18"	2.99"	HHD24T
2" pipe	5.51"	1.77"	4.33"	HHD32P
2" tube	5.51"	1.77"	4.33"	HHD32T

Ball	528 to 542	Needle	552 to 553, 555
Bronze	528 to 530, 533, 534	Mini	552
Domestic.....	528	Multiport.....	552
Full port.....	528	Block and bleed.....	553
Locking handle.....	529	Female x female.....	555
250 lb. steam	530		
Safety vented.....	530	Button & Tank Filler	554
With NPT tap for drain	530		
Dual Y	533	External Drains.....	554
3-way diverting L flow	534		
Brass	529, 531 to 534	Check	556 to 560
Deadman spring return	529	Safety	556
Imported.....	531	Safety pop-off	557
With locking handle.....	531	Series C.....	558
Global.....	532	Ball cone.....	558
Solder end.....	532	800 PSI.....	559
Lead free brass	532	Forged steel.....	559
Mini's.....	533	Spring loaded	559 to 560
3-way diverting T flow	534	Swing.....	560
Stainless	534 to 538		
3-way diverting L flow	534	Drum Valves	561 to 562
2-piece	535	Wrenches	561
Full port.....	535	Faucets.....	561
With locking handle.....	536	Thread adapters	562
Reduced port	536	Gate valves.....	562
3-piece industrial.....	537		
Deadman spring return	537		
Industrial wafer.....	538		
Mann Tek full flow	539		
Carbon steel	540		
High pressure, full bore	540		
150# flanged.....	541		
Polypropylene.....	541 to 542		
Gate.....	543		
Globe	544		
Butterfly	544 to 545		
Betts Wet-R-Dri™	544		
Ductile iron.....	545		
Control	546 to 547		
Series F	546		
Series MV.....	556		
Series N.....	547		

- Sanitary valves are located on pages: 627 to 648.
- Fire valves are located on pages: 817 to 839.

Domestic Bronze Ball Valves

Application:

- for control of air, water, oil and gas in hose or pipe lines, for other services, please contact Dixon®

Features:

- pressure rating: **600 PSI** WOG; **150 PSI** saturated steam
- bronze valve bodies, balls and stems
- blow-out proof stems
- glass-filled reinforced PTFE seats and stuffing box ring; stem seals and washers
- plated steel handles and nuts with vinyl sleeves replacements available, contact Dixon® for pricing
- full and standard port valves are repairable
- meets WW-V 35C, Type II Composition



Female NPT	Port	Bronze Part #
1/4"	full	BBV25
3/8"	full	BBV38
1/2"	full	BBV50
3/4"	standard	BBV75
1"	standard	BBV100
1 1/4"	standard	BBV125
1 1/2"	standard	BBV150
2"	standard	BBV200
2 1/2"	standard	BBV250
3"	standard	BBV300

Domestic Full Port Bronze Ball Valves

Features:

- machined solid chrome-plated ball
- multi-fill RPTFE seats and seals
- adjustable packing
- blow-out proof stem design
- bronze castings
- vacuum service to 29 inches Hg
- pressure rating: **600 PSI** WOG; **150 PSI** saturated steam



Female NPT	Port	Bronze Part #
3/4"	full	BBV75FP
1"	full	BBV100FP
1 1/4"	full	BBV125FP
1 1/2"	full	BBV150FP
2"	full	BBV200FP


Locking Handle Bronze Ball Valves

Application:

- for control of air, water, oil and gas in hose or pipe lines, for other services, please contact Dixon®

Features:

- pressure rating: **600 PSI WOG**; **150 PSI** saturated steam
- blow-out proof RPTFE stem
- chrome-plated bronze ball
- Stainless steel sliding lock mechanism secures handle in open or closed position; can be padlocked opened or closed.
- plated steel handles and nuts with vinyl sleeves
- full and standard port valves are repairable



Valves

Female NPT	Port	Bronze Part #
1/4"	full	BBLV25
3/8"	full	BBLV38
1/2"	full	BBLV50
3/4"	standard	BBLV75
1"	standard	BBLV100
1 1/4"	standard	BBLV125
1 1/2"	standard	BBLV150
2"	standard	BBLV200

Bronze Ball Valves

Applications:

- for air, water, oil and gas service

Features:

- pressure rating: **600 PSI**, cold non-shock pressure rating: **150 PSI** saturated steam
- chromium plated ball
- RTFE seats and stuffing box ring
- blow-out proof stem
- adjustable packing gland



Male NPT x Female NPT	Port	Bronze Part #
1/2"	standard	BMV50
3/4"	standard	BMV75
1"	standard	BMV100

"Deadman" Spring Return Handle Brass Ball Valves

Features:

- pressure rating: **600 PSI WOG**; **150 PSI** saturated steam
- vacuum service to 29 inches Hg
- stainless steel lever
- chromium plated ball
- RTFE seats and stuffing box ring
- blow-out proof stem design
- adjustable packing gland
- spring return closes valve when not held open
- operating torque approximately three times standard valve torque



Female NPT	Port	Brass Part #
1/2"	full	BBV50SR
3/4"	standard	BBV75SR
1"	standard	BBV100SR
1 1/2"	standard	BBV150SR
2"	standard	BBV200SR

250 Lb. Steam Ball Valves

Valves



Application:

- recommended for use with fluids with widely varying temperatures and/or thermal expansion rates

Features:

- pressure rating: **600 PSI**; **250 PSI** saturated steam
- vacuum service to 29 inches Hg
- bronze body
- 316 stainless steel ball and stem
- blow-out proof stem design
- multi-fill RPTFE seats
- multi-fill stuffing box ring
- high temperature MTFE stem packing
- adjustable packing gland
- maximum temperature: **450°F (232°C)**

Female NPT	Port	Bronze Part #
1/2"	full	BBV50ST
3/4"	standard	BBV75ST
1"	standard	BBV100ST
2"	standard	BBV200ST

Safety Vented Ball Valves

Application:

- for air service only

Features:

- pressure rating: **0-125 PSI**
- vent downstream air in accordance with OSHA regulation 1910.147 for pneumatic systems
- bronze valve
- chromium plated ball
- RTFE seats and stuffing box ring
- blow-out proof stem design
- adjustable packing gland



sliding lock mechanism

Female NPT	Port	Bronze Part #
1/4"	full	BBV25LV
3/8"	full	BBV38LV
1/2"	full	BBV50LV
3/4"	standard	BBV75LV
1"	standard	BBV100LV
1 1/4"	standard	BBV125LV
1 1/2"	standard	BBV150LV
2"	standard	BBV200LV

Bronze Ball Valves with NPT Tap for Drain

Application:

- recommended for water and air service

Features:

- pressure rating: **125 PSI** WOG
- vent downstream air in accordance with OSHA regulations for pneumatic systems
- chromium plated ball
- RTFE seats and stuffing box ring
- blow-out proof stem
- adjustable packing gland
- auto-drain / auto-vent
- 1/4" NPT tapped port provides additional options such as an air venting elbow or noise muffler



Female NPT	Port	Bronze Part #
1/4"	full	BBV25VT
3/8"	full	BBV38VT
1/2"	full	BBV50VT
3/4"	full	BBV75VT
1"	full	BBV100VT

Imported Brass Ball Valves

Application:

- for control of air, water, oil and gas in hose or pipe lines, for other services please contact Dixon®

Features:

- pressure rating: **600 PSI WOG**; **150 PSI** Working Steam Pressure
- forged brass body
- blow-out proof stems
- PTFE seat, seal and thrust washer
- chrome-plated brass ball and plated steel handle
- maximum temperature: **366°F (186°C)**
- Underwriters Listed

female NPT x female NPT



Size	Port	Brass Part #
1/4"	full	FBV25
3/8"	full	FBV38
1/2"	full	FBV50
3/4"	full	FBV75
1"	full	FBV100
1 1/4"	full	FBV125
1 1/2"	full	FBV150
2"	full	FBV200



female NPT x female NPT



Size	Port	Brass Part #
2 1/2"	full	FBV250
3"	full	FBV300
4"	full	FBV400

Imported Brass Ball Valve with Locking Handle


Application:

- for control of air, water, oil and gas in hose or pipe lines, for other services please contact Dixon®

Features:

- pressure ratings: **600 PSI WOG**; **150 PSI** Working Steam Pressure
- forged brass body
- blow-out proof stem
- PTFE seat, seal and thrust washer
- chrome-plated brass ball and plated steel handle
- maximum temperature: **366°F (186°C)**

Female NPT	Port	Brass Part #
1/2"	full	FBVL50
3/4"	full	FBVL75
1"	full	FBVL100
1 1/4"	full	FBVL125
1 1/2"	full	FBVL150
2"	full	FBVL200
2 1/2"	full	FBVL250
3"	full	FBVL300
4"	full	FBVL400



Global Brass Ball Valves

Valves



Application:

- for water and air only

Features:

- pressure ratings:
 - ¼" - ¾" rated to **365 PSI**
 - ½" - 2" rated to **600 PSI**
- forged brass body
- maximum temperature: **248°F (120°C)**

Female NPT	Port	Forged Brass Part #
¼"	full	FBVG25
⅜"	full	FBVG38
½"	full	FBVG50
¾"	full	FBVG75
1"	full	FBVG100
1¼"	full	FBVG125
1½"	full	FBVG150
2"	full	FBVG200

Solder End Brass Ball Valves

Application:

- provides protection against potential gas leakage under extreme duty or low pressure applications

Features:

- pressure rating: **600 PSI WOG; 150 PSI** working steam pressure
- maximum temperature: **366°F (186°C)**
- brass body
- blow-out proof stem
- chrome-plated brass ball
- adjustable stem packing nut
- PTFE seat, seal, and thrust washer



Size	Port	Brass Part #
½"	full	FBV50SE
¾"	full	FBV75SE
1"	full	FBV100SE
1¼"	full	FBV125SE
1½"	full	FBV150SE
2"	full	FBV200SE

Lead Free Brass Ball Valves

Features:

- lead free refers to the wetted surface of pipes, fittings and fixtures in potable water systems that have a weighted average lead content = 0.25% Source: California Health & Safety Code (116875). Vermont Act 193*171NLF
- pressure rating: **600 WOG - 150 WSP**
- maximum temperature: **366°F (186°C)**
- PTFE seat and double O-ring stem packing



Female NPT	Port	Lead Free Brass Part #
½"	full	LFV50
¾"	full	LFV75
1"	full	LFV100
1¼"	full	LFV125
1½"	full	LFV150
2"	full	LFV200

Dual Y Valves

Application:

- ideal for compressor applications

Features:

- dual action valve
- non-vented pressure rating: **600 PSI WOG**
- vented pressure rating: **125 PSI** Cold Working Pressure

Vented

Female NPT Inlet (1)	Female NPT Outlets (2)	Bronze Part #
1"	3/4"	BBV100DWV
1 1/4"	3/4"	BBV125DWV

Non-Vented

Female NPT Inlet (1)	Female NPT Outlets (2)	Bronze Part #
1"	3/4"	BBV100DW
1 1/4"	3/4"	BBV125DW



Valves

Mini Ball Valves



Features:

- pressure rating: **450 PSI**
- nickel plated brass body
- PTFE seats and FKM stem seal
- blow-out proof stem
- maximum temperature **330°F (166°C)**
- Canadian Standard Association approved

Female NPT	Port	Nickel Plated Brass Part #
1/8"	standard	MBV12
1/4"	standard	MBV25
3/8"	standard	MBV38
1/2"	standard	MBV50



3-Way Brass Diverting Ball Valves T Flow

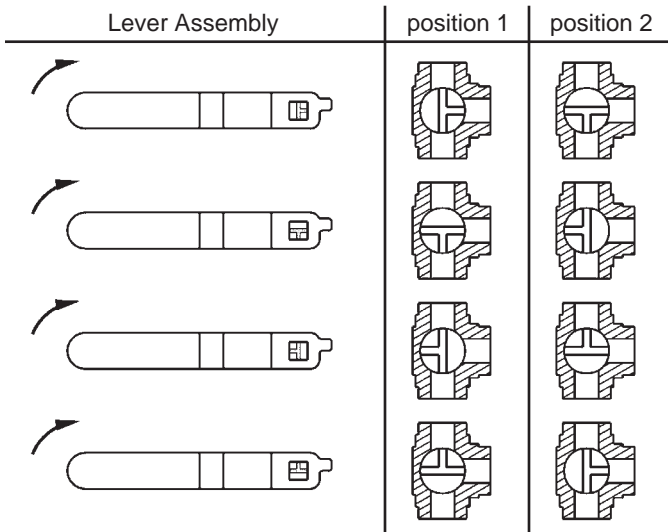
female NPT x female NPT x female NPT

Valves



Features:

- pressure rating: **400 PSI WOG**; **100 PSI** saturated steam
- brass body
- blow-out proof stem
- chrome plated brass ball
- PTFE seats, seals, and thrust washer
- adjustable stem packing
- maximum temperature: **366°F (186°C)**



Size	Port	Brass Part #
1/2"	standard	BBV50DTW
3/4"	standard	BBV75DTW
1"	standard	BBV100DTW
1 1/4"	standard	BBV125DTW
1 1/2"	standard	BBV150DTW
2"	standard	BBV200DTW

Note: 1/4 turn handle can be adjusted to any orientation. Notches on the valve stem reflect the three openings on the ball.

3-Way Brass Diverting Ball Valves L Flow

female NPT x female NPT x female NPT

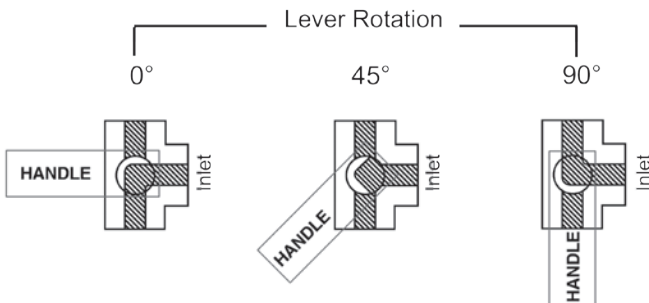


Features:

- can be used with gasoline and diesel fuel
- pressure rating: **400 PSI WOG**
- bronze body
- blow-out proof stem
- chromium-plated ball
- RPTFE seats and stuffing box ring
- stainless steel handle and nut with vinyl sleeve
- adjustable packing gland

Size	Port	Bronze Part #
1/2"	full	BBV50TW ¹
3/4"	standard	BBV75TW
1"	standard	BBV100TW

¹ carbon steel handle and nut with vinyl sleeve



Features:

- rated to **800 PSI WOG**
- stainless steel body and ball
- blow-out proof stem
- RPTFE seats and stuffing box ring
- stainless steel handle and nut with vinyl sleeve
- adjustable packing gland
- meets NACE MR-01-75


Size	Port	Stainless Steel Part #
1/2"	full	SSBV50TW
3/4"	standard	SSBV75TW
1"	standard	SSBV100TW

2-Piece Domestic Stainless Steel Ball Valves

Features:

- pressure rating: **1,000 PSI** Cold Working Pressure
- pressure rating: **150 PSI** saturated steam
- vacuum service to 29 inches Hg
- 316 stainless body, ball and stem
- PTFE seal
- blow-out proof stem
- vinyl handle cover
- temperature range: **-40°F to 400°F (-40°C to 204°C)**

Female NPT	Port	316 Stainless Steel Part #
1/4"	full	DSBV25
3/8"	full	DSBV38
1/2"	full	DSBV50
3/4"	full	DSBV75
1"	full	DSBV100
1 1/4"	full	DSBV125
1 1/2"	full	DSBV150
2"	full	DSBV200



Valves

Stainless Steel Ball Valves Full Port

Applications:

- for use with water, oil and gas

Features:

- pressure rating: 1/4" - 2" rated to **1000 PSI** WOG (CWP)
2 1/2" - 3" rated to **800 PSI** WOG (CWP)
100 PSI saturated steam
- 316 stainless steel body, ball and stem
- RPTFE seat, joint gasket and thrust washer
- blow-out proof stem design
- temperature range: **-20°F to 446°F (-29°C to 230°C)** as long as the valve is run fully open/ closed

Female NPT	Port	316 Stainless Steel Part #
1/4"	full	SSBV25
3/8"	full	SSBV38
1/2"	full	SSBV50
3/4"	full	SSBV75
1"	full	SSBV100
1 1/4"	full	SSBV125
1 1/2"	full	SSBV150
2"	full	SSBV200
2 1/2"	full	SSBV250
3"	full	SSBV300




Stainless Steel Ball Valves Full Port with Locking Handle

Applications:

- for use with water, oil and gas

Features:

- pressure rating: ¼" - 2" rated to **1000 PSI** WOG (CWP)
2½" - 3" rated to **800 PSI** WOG (CWP)
100 PSI saturated steam
- 316 stainless steel body, ball and stem
- RPTFE seat, joint gasket and thrust washer
- plastic cover on handle
- blow-out proof stem design
- temperature range: **-20°F to 356°F (-29°C to 180°C)**
- lockable
- not recommended as a throttling valve



Female NPT	Port	316 Stainless Steel Part #
¼"	full	SSLBV25
⅜"	full	SSLBV38
½"	full	SSLBV50
¾"	full	SSLBV75
1"	full	SSLBV100
1¼"	full	SSLBV125
1½"	full	SSLBV150
2"	full	SSLBV200
2½"	full	SSLBV250
3"	full	SSLBV300


Stainless Steel Ball Valves Reduced Port with Locking Handle

Applications:

- for use with water, oil and gas

Features:

- pressure rating: **1000 PSI** WOG; **100 PSI** saturated steam
- 316 stainless steel body, ball and stem
- RPTFE seat, joint gasket and thrust washer
- plastic cover on handle
- blow-out proof stem design
- temperature range: **-20°F to 356°F (-29°C to 180°C)**
- lockable
- not recommended as a throttling valve



Female NPT	Port	316 Stainless Steel Part #
¼"	reduced	SSLBV25SP
⅜"	reduced	SSLBV38SP
½"	reduced	SSLBV50SP
¾"	reduced	SSLBV75SP
1"	reduced	SSLBV100SP
1¼"	reduced	SSLBV125SP
1½"	reduced	SSLBV150SP
2"	reduced	SSLBV200SP

3-Piece Industrial Stainless Steel Ball Valves FNPT

Features:

- blow out proof stem
- live-loaded stem packing
- swing out design for easy maintenance
- ISO 5211 mounting pad
- RTFE seat and seals
- maximum temperature: **400°F (200°C)**
- maximum pressure: 1/4" - 1/2" **1,000 PSI** WOG at 65°F, 2 1/2" - 3" **800 PSI** WOG at 65°F, 4" **600 PSI** WOG at 65°F

Female NPT	Port	PSI @ 65°F	Body Length	CF8M Stainless Steel Part #
1/2"	full	1000	2.8"	BV2IGN05011-A
3/4"	full	1000	3.1"	BV2IGN07511-A
1"	full	1000	3.3"	BV2IGN10011-A
1 1/4"	full	1000	4.1"	BV2IGN12511-A
1 1/2"	full	1000	4.4"	BV2IGN15011-A
2"	full	1000	5.1"	BV2IGN20011-A
2 1/2"	full	800	6.6"	BV2IGN25011-A
3"	full	800	7.3"	BV2IGN30011-A
4"	full	600	8.9"	BV2IGN40011-A



Valves

3-Piece Industrial Stainless Steel Ball Valves Socket Weld

Female NPT	Port	PSI @ 65°F	Body Length	CF8M Stainless Steel Part #
1/2"	full	1000	2.8"	BV2IGN05033-A
3/4"	full	1000	3.1"	BV2IGN07533-A
1"	full	1000	3.3"	BV2IGN10033-A
1 1/4"	full	1000	4.1"	BV2IGN12533-A
1 1/2"	full	1000	4.4"	BV2IGN15033-A
2"	full	1000	5.1"	BV2IGN20033-A
2 1/2"	full	800	6.6"	BV2IGN25033-A
3"	full	800	7.3"	BV2IGN30033-A
4"	full	600	8.9"	BV2IGN40033-A



"Deadman" Spring Return Handle Stainless Steel Ball Valves

Features:

- pressure rating: **2000 PSI** WOG 1/2" to 1"; **1500 PSI** WOG 1 1/4" to 2"
- **150 PSI** saturated steam, all sizes
- vacuum service to 29 inches Hg, all sizes
- PTFE seal
- blow-out proof stem design
- adjustable packing gland
- spring return closes valve when not held open
- operating torque approximately three times standard valve torque

Female NPT	Port	316 Stainless Steel Part #
1/2"	full	SSBV50SR
3/4"	standard	SSBV75SR
1"	standard	SSBV100SR
1 1/4"	standard	SSBV125SR
1 1/2"	standard	SSBV150SR
2"	standard	SSBV200SR



Industrial Wafer Ball Valves

Valves



Features:

- ANSI Class 150 wafer style ball valve
- full port, sizes 1" to 4"
- blow out proof stem
- ideal option to high performance butterflies
- space saving
- anti-static stem design
- locking plate included

Materials:

- body: CF8M
- ball and end connection: 316 stainless steel
- elastomers: FKM
- seats: 25% carbon reinforced PTFE

Size	Stainless Steel Part #
1"	BV2IC-100WW-A
1¼"	BV2IC-125WW-A
1½"	BV2IC-150WW-A
2"	BV2IC-200WW-A
2½"	BV2IC-250WW-A
3"	BV2IC-300WW-A
4"	BV2IC-400WW-A

Mann Tek Full Flow Ball Valves

Features:

- high flow rate; low pressure drop
- wetted parts are aluminum and stainless steel
- FPM seals
- spindle can be disassembled even when ball valve is installed
- working pressure: **150 PSI** at ambient temperature **70°F (21°C)**
- standard valve ports - female NPT, socket weld for Schedule 40 pipe and grooved
- optional ports include DN flange, butt weld and 150# flange, contact Dixon® for details
- two ports - one inlet and one outlet



One-Way Full Flow Ball Valve Female NPT

Size	Aluminum Part #
2"	1WAYBV200
3"	1WAYBV300
4"	1WAYBV400

One-Way Full Flow Ball Valve Socket Weld



Size	Bore	Aluminum Part #
2"	2.390"	1WAYBV200SW
3"	3.530"	1WAYBV300SW

One-Way Full Flow Ball Valve Grooved



Size	Aluminum Part #
2"	1WAYBV200VIC
3"	1WAYBV300VIC

Mann Tek Full Flow Ball Valves

Features:

- high flow rate; low pressure drop
- wetted parts are aluminum and stainless steel
- FPM seals
- spindle can be disassembled even when ball valve is installed
- working pressure: **150 PSI** at ambient temperature **70°F (21°C)**
- standard valve ports - female NPT, socket weld for Schedule 40 pipe and grooved
- optional ports include DN flange, butt weld and 150# flange, contact Dixon® for details
- three ports - one inlet and two outlets, valve directs the flow from the inlet to either of the two outlets
- commonly used for switching compartments or tanks



Valves

Two-Way Full Flow Ball Valve Female NPT

Size	Aluminum Part #
2"	2WAYBV200
3"	2WAYBV300
4"	2WAYBV400

Two-Way Full Flow Ball Valve Socket Weld

Size	Bore	Aluminum Part #
2"	2.390"	2WAYBV200SW
3"	3.530"	2WAYBV300SW



Two-Way Full Flow Ball Valve Grooved

Size	Aluminum Part #
2"	2WAYBV200VIC3
3"	2WAYBV300VIC3



Carbon Steel Ball Valves

Valves



Applications:

- for control of air, water, oil and gas in hose or pipe lines, for other services please contact Dixon®

Features:

- pressure rating: **150 PSI** saturated steam
- carbon steel body
- chromium plated ball
- RPTFE seat and seal
- blow-out proof stem
- adjustable packing gland

Female NPT	PSI	Port	Carbon Steel Part #
1/4"	2000	full	IBV25
3/8"	2000	full	IBV38
1/2"	2000	standard	IBV50
3/4"	2000	standard	IBV75
1"	2000	standard	IBV100
1 1/4"	1500	standard	IBV125
1 1/2"	1500	standard	IBV150
2"	1500	standard	IBV200

High Pressure Full-Bore Ball Valves

Features:

- blow-out proof stem
- rugged construction
- FKM/FPM seals
- POM (Polyacetal) ball seats



Female NPT	PSI	Carbon Steel		PSI	316 Stainless Steel Part #
		Part #	SAE Part #		
1/4"	7350	HPBV25	HPBV25SAE	5880	HPBV25SS
3/8"	7350	HPBV38	HPBV38SAE	5880	HPBV38SS
1/2"	7350	HPBV12	HPBV12SAE	5880	HPBV12SS
3/4"	6000	HPBV34	HPBV34SAE	5145	HPBV34SS
1"	6000	HPBV10	HPBV10SAE	5145	HPBV10SS
1 1/4"	6000	HPBV125	HPBV125SAE	---	---
1 1/2"	6000	HPBV150	HPBV150SAE	---	---
2"	6000	HPBV200	HPBV200SAE	---	---

High Pressure Full-Bore **3-Way** Ball Valves

Features:

- temperature range: **-20°F to 215° F (-29°C to 102°C)**
- rugged construction
- FKM seals
- POM (polyacetal) ball seats
- black oxide coating
- nickel plated ball



Standard L 90°

Female NPT	PSI	Carbon Steel Part #
1/2"	5145	HPBV12-3WAY
3/4"	5145	HPBV34-3WAY
1"	5145	HPBV10-3WAY

150# Flanged Ball Valves

Applications:

- suitable for air, water, oil and gas

Features:

- product approvals include: LP gas shut-off valves, flammable liquid shut-off valves, gas shut-off valves, compressed gas shut-off valves, and anhydrous ammonia shut-off valves
- body: ASTM A216 WCB
- RPTFE seat
- vacuum service to 29 inches of Hg
- pressure rating: **150 PSIG** saturated steam
- temperature up to **400°F (204°C)**
- PSI rating up to **280 PSI**
- four point ISO 5211 mounting pad bolt pattern
- anti-static grounded ball and stem
- blow-out proof stem design
- bleed/drain port (cast) 1/2" NPT
- fire safe (graphite packing and seal)
- adjustable packing gland



Size	Port	Carbon Steel Part #
2"	full	FLBV200CS
2½"	full	FLBV250CS
3"	full	FLBV300CS
4"	full	FLBV400CS
6"	full	FLBV600CS
8"	full	FLBV800CS

- For flange dimensions, diagrams and additional information please reference canada.dixonvalve.com.

Polypropylene Bolted Ball Valves

Features:

- pressure rating: ½" - 3" is rated to **125 PSI** at **70°F (21°C)**
4" is rated to **90 PSI** at **70°F (21°C)**
- chemically-resistant, reinforced polypropylene
- PTFE ball seat
- EPDM O-ring body seal, FKM O-ring stem seal
- 304 stainless steel nuts and bolts
- FDA approved material

Polypropylene 4-Bolt Ball Valves

Female NPT	Port	Polypropylene Part #
½"	full	PVFP50
¾"	full	PVFP75
1"	full	PVFP100
1½"	full	PVFP150
1"	standard	PV100
2"	standard	PV200



Polypropylene 6-Bolt Ball Valves

Female NPT	Port	Polypropylene Part #
2"	full	PVFP200
3"	full	PVFP300



Polypropylene 8-Bolt Ball Valves

Female NPT	Port	Polypropylene Part #
4"	full	PVFP400



Polypropylene Compact Bolted Ball Valves

Features:

- pressure rating: **125 PSI at 70°F (21°C)**
- chemically-resistant, reinforced polypropylene body, PTFE ball seat
- EPDM O-ring body seal, FKM O-ring stem seals
- 304 stainless steel nuts and bolts
- FDA approved material



Polypropylene Compact Bolted Ball Valve

Female NPT	Port	Body Length	Polypropylene Part #
2"	full	4 ⁷ / ₈ "	PVFPS200



Polypropylene Compact Bolted Ball Valve

Female NPT x Male Adapter	Port	Body Length	Polypropylene Part #
2"	full	6 ⁷ / ₈ "	PVFPSA200

Polypropylene 45° Single Union Nozzle Valves

Features:

- pressure rating: **125 PSI at 70°F (21°C)**
- corrosion resistant polypropylene body, PTFE ball seats
- EPDM O-ring
- FDA approved material



Female NPT x Nozzle	Port	Polypropylene Part #
1"	full	SUBVN100

Polypropylene Bolted Ball Valves with Nozzle

Features:

- pressure rating: **125 PSI at 70°F (21°C)**
- chemically-resistant, reinforced polypropylene body, PTFE ball seat
- EPDM O-ring body seals, FKM O-ring stem seals
- 304 stainless steel nuts and bolts
- FDA approved material
- body-to-flange design allows for low torque operation



Female NPT x Nozzle	Port	Polypropylene Part #
1 ¹ / ₂ "	full	PVFPN150
2"	full	PVFPN200
2"	standard	PVN200

Polypropylene Single Union Ball Valves

Features:

- pressure rating: **125 PSI at 70°F (21°C)**
- corrosion resistant polypropylene body, PTFE ball seat
- EPDM O-ring
- FDA approved material



Female NPT	Port	Polypropylene Part #
1/2"	full	SUBV50
3/4"	full	SUBV75
1"	full	SUBV100
1 1/4"	full	SUBV125
1 1/2"	full	SUBV150
2"	full	SUBV200
3"	full	SUBV300

Domestic Bronze Gate Valves

Features:

- Class 150
- pressure rating: **300 PSI** cold working pressure, **150 PSI** steam working pressure
- union bonnet
- ASME B1.20.1
- Grafoil® packing
- rising stem
- solid disc
- malleable iron handwheel
- 100% factory tested
- temperature range: **-20°F to 406°F (-29°C to 208°C)**

Female NPT	Bronze Part #
½"	DBGV50
¾"	DBGV75
1"	DBGV100
1¼"	DBGV125
1½"	DBGV150
2"	DBGV200



Valves

Stainless Steel Gate Valves

Features:

- pressure rating: **200 PSI** non-shock cold water, oil, gas
- threaded bonnet
- integral seat
- adjustable packing nut
- non-rising stem
- solid wedge disc
- iron handwheel
- 100% factory tested

Female NPT	Brass Part #	316 Stainless Steel Part #
¼"	BGV25	---
⅜"	BGV38	---
½"	BGV50	SSGV50
¾"	BGV75	SSGV75
1"	BGV100	SSGV100
1¼"	BGV125	SSGV125
1½"	BGV150	SSGV150
2"	BGV200	SSGV200
2½"	BGV250	---
3"	BGV300	---
4"	BGV400	---



brass



316 stainless

Forged Steel Gate Valves

Application:

- can be used for steam service

Features:

- Class 800
- ASTM A105, ANSI B120.1
- bolted bonnet
- pressure rating: **1975 PSI**
- maximum temperature: **800°F (427°C)**

Female NPT	Forged Steel Part #
½"	FSGV50
¾"	FSGV75
1"	FSGV100
1¼"	FSGV125
1½"	FSGV150
2"	FSGV200



Domestic Bronze Globe Valves

Features:

- Class 150
- pressure rating: **300 PSI** cold working pressure, **150 PSI** steam working pressure
- union bonnet
- ASME B1.20.1
- Grafoil® packing
- PTFE disc
- malleable iron handwheel
- 100% factory tested



Female NPT	Bronze Part #
1/2"	DGLBV50
3/4"	DGLBV75
1"	DGLBV100
1 1/4"	DGLBV125
1 1/2"	DGLBV150
2"	DGLBV200

Forged Steel Globe Valves

Features:

- Class 800
- ASTM A105, ANSI B120.1
- bolted bonnet
- pressure rating: **1975 PSI**
- maximum temperature: **800°F (427°C)**
- can be used for steam service



Female NPT	Forged Steel Part #
1/2"	FSGLBV50
3/4"	FSGLBV75
1"	FSGLBV100
1 1/4"	FSGLBV125
1 1/2"	FSGLBV150
2"	FSGLBV200


Betts Wet-R-Dri™ Butterfly Valves

Application:

- designed for handling liquid, gaseous or dry products


Features:

- has a positive stop in the open and closed position
- detent spring and ball assist in holding the disc in the open and closed position
- drilling fits TTMA recommended standards
- opens by turning hand 1/4 turn counter clockwise
- temperature range: **0°F to 400°F (-17°C to 204°C)**



Manual

Size	Maximum Working Pressure PSI	Extruded aluminum body with FKM-B disc Part #
3"	75	WD301ALVB
4"	75	WD401ALVB



Metering

Size	Maximum Working Pressure PSI	Extruded aluminum body with FKM-B disc Part #
3"	75	WD304ALVB
4"	75	WD404ALVB

- For flange dimensions, diagrams and additional information please reference canada.dixonvalve.com.

Ductile Iron Butterfly Valves

 NOT RECOMMENDED FOR STEAM SERVICE

- for use between two 150 lb. flanges
- 10 position trigger grip handle
- pressure rating: **200 PSI** at ambient temperature **70°F (21°C)**

Threaded Lug Style Butterfly Valves

Features:

- ductile iron body, ASTM A536
- aluminum bronze disc, ASTM B148, ALY.954
- PTFE bushing
- stainless steel top and bottom stems

Size	Ductile Iron with Buna-N Liner Part #	Ductile Iron with EPDM Liner Part #
2"	BFVL200	BFVL200E
3"	BFVL300	BFVL300E
4"	BFVL400	BFVL400E
6"	BFVL600	BFVL600E



Valves

Wafer Style 150 lb. Butterfly Valves with Aluminum Bronze Disc

Features:

- ductile iron body, ASTM A536
- aluminum bronze disc, ASTM B148, ALY.954
- PTFE bushing
- stainless steel top and bottom stems

Size	Ductile Iron with Buna-N Liner Part #	Ductile Iron with EPDM Liner Part #
2"	BBFVW200	BBFVW200E
3"	BBFVW300	BBFVW300E
4"	BBFVW400	BBFVW400E
6"	BBFVW600	BBFVW600E



Wafer Style 150 lb. Butterfly Valves with Stainless Disc

Features:

- ductile iron body, ASTM A536
- stainless steel disc, ASTM A351, GR. CF-8M
- Buna-N seal and stem seals
- PTFE bushing
- stainless steel top and bottom stems

Size	Ductile Iron with Buna-N Liner Part #
2"	BFVW200
3"	BFVW300
4"	BFVW400
6"	BFVW600



Wafer Style 150 lb. Butterfly Valves with Iron Disc

Features:

- ductile iron body, ASTM A536
- nickel plated ductile iron disc
- Buna-N seal and stem seals
- PTFE bushing
- 416 stainless stem

Size	Ductile Iron with Buna-N Liner Part #	Ductile Iron with EPDM Liner Part #
3"	IBFVW300	IBFVW300E
4"	IBFVW400	IBFVW400E
6"	IBFVW600	IBFVW600E
8"	IBFVW800	IBFVW800E



Flow Control Valves

Steel Series F

Features:

- Two-step needle provides fine adjustments at low flow with the first three turns of the adjusting knob. The next three turns give full-open needle position and conventional throttling control. When flow is reversed, a heavy-duty poppet/retainer permits full-flow return capacity.
- color-coded reference scale simplifies flow setting, resetting, adjusting and return to original flow, a simple set screw locks the valve on any desired setting.
- maximum operating pressure: **5000 PSI at 70°F (21°C)** for 1/8" - 1/2", **3000 PSI at 70°F (21°C)** for 3/4" - 2"

Valves



Female NPTF	Black Oxide Steel Part #
1/8"	SFC200
1/4"	SFC400
3/8"	SFC600
1/2"	SFC800
3/4"	SFC1200
1"	SFC1600
1 1/2"	SFC2400
2"	SFC3200

Brass Series F

Features:

- provides precision flow control and full shutoff in one flow direction, automatically allows unrestricted flow in the opposite direction
- two-step needle for fine adjustments at low flow with first 3 turns of the adjusting knob, next 3 turns give full-open needle position and conventional throttling control
- when flow is reversed the heavy-duty poppet/retainer permits full flow return capacity
- color coded scale simplifies flow setting, resetting, adjusting and return to an original flow
- a set screw locks the valve on any desired setting
- maximum operating pressure: **2000 PSI** at ambient temperature **70°F (21°C)** for sizes 1/8" - 3/4", **500 PSI** at ambient temperature **70°F (21°C)** for 1"



Female NPTF	Brass Part #
1/8"	BFC200
1/4"	BFC400
3/8"	BFC600
1/2"	BFC800
3/4"	BFC1200
1"	BFC1600

Series MV Metering

Features:

- easily make fine adjustments and resets with color code feature that shows when desired setting is reached
- body components are precision-turned from solid barstock
- 416 stainless steel needle
- maximum operating pressure: **5000 PSI at 70°F (21°C)**



Female NPTF	Steel Part #
1/4"	SMV400
3/8"	SMV600
1/2"	SMV800

Flow Control Valves

Steel Series N

Features:

- excellent speed control on hydraulic systems where a reverse flow check valve is not needed
- reliable shutoff in a very small envelope; color-coded reference scale simplifies setting, resetting, adjusting and quick return to a previous speed setting
- maximum operating pressure: **5000 PSI at 70°F (21°C)** for 1/8" - 3/4", **3000 PSI at 70°F (21°C)** for 1" - 1 1/4"

Female NPTF	Steel Part #
1/8"	SN200
1/4"	SN400
3/8"	SN600
1/2"	SN800
3/4"	SN1200
1"	SN1600
1 1/4"	SN2000



Valves

Brass Series N

Features:

- for use as speed control on hydraulic and pneumatic systems where a reverse flow check valve is not needed
- provides excellent control and reliable shutoff in a very small envelope
- color coded scale simplifies setting, resetting, adjusting and quick return to a previous speed setting
- maximum operating pressure: **2000 PSI** at ambient temperature **70°F (21°C)** for sizes 1/8" - 3/4", **500 PSI** at ambient temperature **70°F (21°C)** for 1"

Female NPTF	Brass Part #
1/8"	BN200
1/4"	BN400
3/8"	BN600
1/2"	BN800
3/4"	BN1200
1"	BN1600



Mini Needle Valves

Features:

- available in a variety of materials and handle options
- FKM O-ring seal and PTFE back-up ring below the threads protects from corrosion and galling
- stem threads are rolled for strength and ease of operation
- metal-to-metal hard seat design is 100% helium leak tested to 1 x 10⁻⁴ ml/s at 200 PSI
- 1/8" and 1/4" are orifice size: 0.172", flow coefficient: 0.42
- 1/2": orifice size are 0.187", flow coefficient: 0.44, hex body
- all stems are 316 stainless steel

Male to Female



NPT Size	Handle Style	PSI at 200°F (94°C)	Brass Part #	Handle Style	PSI at 200°F (94°C)	Zinc Nickel Plated Steel Part #	316 Stainless Steel Part #
1/8" - 27	knurled knob	6000	MFB101	T design	10000	MFC101	MFS101
1/4" - 18	knurled knob	6000	MFB102	T design	10000	MFC102	MFS102
1/2" - 14	---	---	---	T design	10000	MFC404	MFS404

Female to Female



NPT Size	Handle Style	PSI at 200°F (94°C)	Brass Part #	Handle Style	PSI at 200°F (94°C)	Zinc Nickel Plated Steel Part #	316 Stainless Steel Part #
1/8" - 27	knurled knob	6000	FFB101	T design	10000	FFC101	FFS101
1/4" - 18	knurled knob	6000	FFB102	T design	10000	FFC102	FFS102
1/2" - 14	---	---	---	T design	10000	FFC404	FFS404

Multiport Needle Valves

Features:

- reduces the number of gauge and other instrument connections to permanent piping installations, decreasing possible leak paths
- FKM O-ring seal and PTFE back-up ring below the threads protects from corrosion and galling
- stem threads are rolled for strength and ease of operation
- metal-to-metal hard seat design is 100% helium leak tested to 1 x 10⁻⁴ ml/s at 200 PSI
- 1/2" female NPT port
- orifice size is 0.187", flow coefficient: 0.44
- all stems are 316 stainless steel

Hard Seat Male to Female



NPT Size	Handle Style	PSI at 200°F (94°C)	Zinc Nickel Plated Steel Part #	316 Stainless Steel Part #
1/2" - 14	T design	10000	MFC204	MFS204
3/4" - 14	T design	10000	MFC20604	MFS20604

Soft Seat Male to Female



NPT Size	Handle Style	PSI at 200°F (94°C)	Zinc Nickel Plated Steel Part #	316 Stainless Steel Part #
1/2" - 14	T design	6000	MFC304	MFS304
3/4" - 14	T design	6000	MFC30604	MFS30604


Block and Bleed Needle Valves

Features:

- allows pressure to be bled off without disturbing the permanent piping installation allowing quick and easy removal or replacement of instruments
- FKM O-ring seal and PTFE back-up ring below the threads protects from corrosion and galling
- stem threads are rolled for strength and ease of operation
- metal-to-metal hard seat design is 100% helium leak tested to 1 x 10⁻⁴ ml/s at 200 PSI
- orifice size is 0.187", flow coefficient: 0.44
- all stems are 316 stainless steel
- 0.090" bleed hole located on bottom is controlled by a ¼"-20 UNF-2A bleed screw

Hard Seat Male to Female

NPT Size	Handle Style	PSI at 200°F (94°C)	Zinc Nickel Plated Steel Part #	316 Stainless Steel Part #
¼" - 18	T design	10000	MFC602	MFS602
½" - 14	T design	10000	MFC604	MFS604



Soft Seat Male to Female

NPT Size	Handle Style	PSI at 200°F (94°C)	Zinc Nickel Plated Steel Part #	316 Stainless Steel Part #
¼" - 18	T design	6000	MFC702	MFS702
½" - 14	T design	6000	MFC704	MFS704



Bleed Needle Valves

Features:

- convenient way to relieve process pressures trapped between a shut-off valve and the instrument
- FKM O-ring seal and PTFE back-up ring below the threads protects from corrosion and galling
- stem threads are rolled for strength and ease of operation
- metal-to-metal hard seat design is 100% helium leak tested to 1 x 10⁻⁴ ml/s at 200 PSI
- non-rotating soft tip stem and a backup metal-to-metal seal
- all stems are 316 stainless steel
- 0.159" bleed port

Hard Seat Male

NPT Size	Handle Style	PSI at 200°F (94°C)	Zinc Nickel Plated Steel Part #	316 Stainless Steel Part #
¼" - 18	T design	10000	MC802	MS802
½" - 14	T design	10000	MC804	MS804



316 stainless

Soft Tip Male

NPT Size	Handle Style	PSI at 200°F (94°C)	Zinc Nickel Plated Steel Part #	316 Stainless Steel Part #
¼" - 18	T design	6000	MC852	MS852
½" - 14	T design	6000	MC854	MS854



316 stainless

Valves

Button



Thread	Brass Part #
1/4" NPT female	BV2F
1/4" NPT male	BV2M

Valves

Tank Filler



TFV1S

TFV2

Applications:

- used on compressed air tanks and other applications

Feature:

- standard valve stem thread




TFV1L

TFV2HB

Connection	Length	Nickel Plated Part #	Length	Brass Part #
1/8" NPT	.85"	TFV1S	---	---
	1.24"	TFV1L	---	---
1/4" NPT	1"	TFV2	---	---
1/4" barb	---	---	1.57"	TFV2HB

Brass Lever External Drains




Application:

- for air service only 


Feature:

- maximum operating pressure: **30 PSI** at ambient temperature **70°F (21°C)**

Female NPT	Male NPT	Brass Part #
1/4"	1/4"	LDC2



Male NPT	Male NPT	Brass Part #
1/4"	1/4"	LDCM2



Female NPT	Female NPT	Brass Part #
1/4"	1/4"	LDCF2

Brass External Drain Cocks

Applications:

- designed for low pressure water and air applications

Feature:

- maximum operating pressure: **150 PSI** at ambient temperature **70°F (21°C)**



NPT Size	Brass Part #
1/8"	D02
1/4"	D04


Needle Valves

Features:

- metal-to-metal seats allow positive sealing and flow adjustment
- designed for air and water applications
- maximum working pressure: **150 PSI** at ambient temperature **70°F (21°C)**

female x female


Female NPT	Female NPT	Brass Part #
1/8"	1/8"	NV2F
1/4"	1/4"	NV4F



Valves

male x male

Male NPT	Male NPT	Brass Part #
1/4"	1/4"	NV4M



Safety Check Valves

Valves

Application:

- used in temporary plant/factory air lines, construction sites, shipyards or utilities
- not for use in applications where 100% of the available air is required, i.e. sand blast, pile driving rigs, expansion joint blow down pipes, etc.



Features:

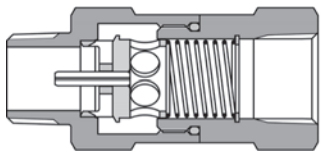

- high flow valve provides optimum performance
- controls excess air flow (SCFM) in only one direction
- automatically senses change in air flow and shuts off the flow in the event of a surge in excess of valve flow rating thus preventing hose whip
- solid brass body and valve
- stainless steel spring and roll pin
- maximum operating pressure: **350 PSI**
- maximum temperature: **250°F (121°C)**
- does not prevent backflow

Specification:

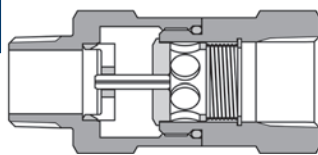
- conforms to OSHA regulation 1926.302 (b) (7) requiring a safety device at the source of the air supply and at branch air lines

How It Works:

- Safety check valves utilize the pressure differential across the valve to operate the valve and spring assembly. The pressure differential is directly related to the flow of air (SCFM) through the valve.
- When the pressure differential is within the operating limits - below the cutoff flow - of the unit, the force on the valve exerted by the spring is greater than that caused by the pressure differential (see "Open Position" graphic above). The valve remains open and normal operation continues.
- When the pressure differential is above the cutoff limit, the force on the valve exerted by the pressure differential is greater than the force exerted by the spring, and the valve closes (see the "Closed Position" graphic above).
- After the repair is made, normal operation is automatically enabled when pressure across the valve equalizes through the bleeder hole.
- The valve spring size can be specified by determining the air flow during normal operation and by estimating the air flow if a failure or rupture occurs.



Open Position



Closed Position

NPT & Hose ID Size	Cut-off Flow Rate (SCFM at 90 PSI)	Brass Part #	NPT & Hose ID Size	Cut-off Flow Rate (SCFM at 90 PSI)	Brass Part #
1/4"	23-29	SCVL2	1 1/4"	260-290	SCVL10
	30-36	SCVL3		300-340	SCVM10
3/8"	39-47	SCVM3		440-500	SCVS10
	52-65	SCVS3		570-630	SCVH10
	70-78	SCVM4		300-360	SCVL12
1/2"	80-96	SCVS4		470-530	SCVM12
	72-88	SCVL6	564-602	SCVX12	
3/4"	92-108	SCVM6	640-720	SCVS12	
	112-128	SCVR6	750-830	SCVH12	
	132-148	SCVJ6	2"	510-590	SCVL16
	160-180	SCVS6		725-825	SCVM16
180-200	SCVH6	900-1050		SCVS16	
165-195	SCVL8	1100-1200		SCVH16	
1"	220-260	SCVM8	3"	1200-1400	SCVL24
	280-320	SCVS8		2400-2700	SCVS24
	310-340	SCVH8		2850-3050	SCVH24

Safety Pop-Off Valves

Applications:

- for use on compressors and in compressed air service

Features:

- designed to protect un-fired pressure vessels from over-pressure
- ASME Code, National Board Certified
- CSA B51-03 certified
- maximum temperature: **400°F (204°C)**

Soft Seat

Feature:

- constructed of precision machined brass bar stock with a silicone disc sealing on the brass

Male NPT	Preset Pressure PSI	SCFM	Brass Part #
1/4"	100	51	KSV10-100
	125	62	KSV10-125
	150	73	KSV10-150
	175	84	KSV10-175



Standard

Features:

- brass valves are supplied with a stainless steel ball
- stainless valves are all stainless construction with a soft seat

Male NPT	Preset Pressure PSI	SCFM	Brass Part #	SCFM	Stainless Steel Part #
1/4"	30	35	SV30	35	SV30SS
	100	89	SV100	92	SV100SS
	125	109	SV125	112	SV125SS
	150	129	SV150	132	SV150SS
	175	149	SV175	153	SV175SS
	200	168	SV200	173	SV200SS



Heavy Duty, High Capacity

Feature:

- all brass construction with stainless steel ball on a precision machined brass seat

Male NPT	Preset Pressure PSI	SCFM	Brass Part #
1/2"	30	73	SV30HD¹
	100	208	SV100HD
	125	254	SV125HD
	150	300	SV150HD
	175	346	SV175HD
	200	391	SV200HD



¹ constructed with soft seat

Series C Check Valves

Valves



brass



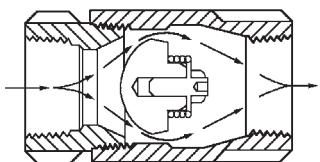
steel

Features:

- provides free flow in one direction and dependable shutoff in the opposite direction
- maximum operating pressure: **2000 PSI** at ambient temperature **70°F (21°C)**
- cracking pressure: **5 PSI**

Female NPT	Free Flow GPM	Maximum Operating PSI at 70°F (21°C)	Brass Part #	Maximum Operating PSI at 70°F (21°C)	Steel Part #
1/8"	3	2000	BCV200	5000	SCV200
1/4"	5	2000	BCV400	5000	SCV400
3/8"	8	2000	BCV600	5000	SCV600
1/2"	15	2000	BCV800	5000	SCV800

Domestic Ball Cone Check Valves



Pressure Ratings

Temperature	Pressure WOG (PSI)
-20°F to 100°F (-29°C to 38°C)	400
200°F (93°C)	200
250°F (121°C)	160
275°F (135°C)	150
300°F (149°C)	140
325°F (163°C)	130
353°F (178°C)	125

Application:

- For use with water, oil or inert gases. Not recommended for use on or near reciprocating pumps or other similar vibration causing machinery.

Features:

- tight shut-off with liquid media
- no radial alignment necessary
- straight through and streamlined for minimum change in velocity
- Reinforced PTFE check is spring loaded for fast seating action.
- pressure rating: **400 PSI** WOG, cold non-shock; **125 PSI** saturated steam
- cracking pressure: **.5 PSI**
- temperature range: **-20°F to 353°F (-29°C to 178°C)**

Ball Cone Check Valve Female NPT x Female NPT



Size	Brass Part #	316 Stainless Steel Part #
1/4"	61-101	62-101
3/8"	61-102	62-102
1/2"	61-103	62-103
3/4"	61-104	62-104
1"	61-105	62-105
1 1/4"	61-106	62-106
1 1/2"	61-107	62-107
2"	61-108	62-108
2 1/2"	61-109	---
3"	61-100	---

Ball Cone Check Valve Male NPT x Female NPT



Size	Brass Part #
1/4"	61-201
3/8"	61-202
1/2"	61-203
3/4"	61-204
1"	61-205
1 1/4"	61-206
1 1/2"	61-207
2"	61-208

800 PSI Stainless Steel Check Valves

Features:

- soft PTFE seat is spring loaded for fast seating action
- flow profile designed to minimize head loss
- temperature range: **10°F to 450°F (-12°C to 232°C)**
- pressure rating: **800 PSI WOG**; **125 PSI** saturated steam
- cracking pressure: **.5 PSI**
- corrosion resistance, excellent for use on chemicals
- dual guided stem and disc

Female NPT	316 Stainless Steel Part #
1/4"	SSCVIL025
3/8"	SSCVIL038
1/2"	SSCVIL050
3/4"	SSCVIL075
1"	SSCVIL100
1 1/4"	SSCVIL125
1 1/2"	SSCVIL150
2"	SSCVIL200



Forged Steel Check Valves

Features:

- Class 800
- ASTM A105, ANSI B120.1
- bolted bonnet
- pressure rating: **1975 PSI**
- maximum temperature: **800°F (427°C)**
- can be used for steam service

Female NPT	Forged Steel Part #
1/2"	FSCV50
3/4"	FSCV75
1"	FSCV100
1 1/4"	FSCV125
1 1/2"	FSCV150
2"	FSCV200




Spring-Loaded Check Valves


Features:

- cracking pressure: 0.50 PSI
- NBR seat
- soft seat for bubble tight shutoff, spring loaded for fast seating action
- flow profile designed to minimize head loss
- pressure rating :1/2" - 2" **400 PSI WOG**; 3" - 4" **175 PSI WOG**
- temperature range: **10°F to 210°F (-10°C to 100°C)**

Female NPT	Brass Part #
1/2"	CV050
3/4"	CV075
1"	CV100
1 1/4"	CV125
1 1/2"	CV150
2"	CV200
3"	CV300
4"	CV400



Strainer with Spring-Loaded Check Valves



Features:

- brass with NBR seat and stainless steel strainer
- soft seat for bubble tight shutoff, spring loaded for fast seating action
- flow profile designed to minimize head loss
- temperature range: **10°F to 210°F (-10°C to 100°C)**
- cracking pressure: **0.50 PSI**
- pressure rating: 1½"-2" **400 PSI WOG**, 3"-4" **175 PSI WOG**

Female NPT	Brass Part #
1½"	BVFS20
2"	BVFS25
3"	BVFS35
4"	BVFS40

Horizontal Swing Check Valves

Applications:

- for use in plumbing and liquid piping systems to prevent back flow

Features:

- full flow performance with a minimum of turbulence or pressure loss
- brass disc
- for horizontal or vertical use
- A positive seating disc allows flow only in one direction and a screw-in cap provides easy access for periodic cleaning.
- pressure rating: **200 PSI WOG**
- temperature range: **-20° to 150°F (-29°C to 66°C)**



Female NPT	Brass Part #
½"	SWCV50
¾"	SWCV75
1"	SWCV100
1¼"	SWCV125
1½"	SWCV150
2"	SWCV200
3"	SWCV300
4"	SWCV400

Domestic Swing Check Valves

Features:

- Class 150
- ASME B1.20.1
- metal seat
- 100% factory tested
- working pressure: **300 PSI cold, 150 PSI steam**
- temperature range: **-20°F to 406°F (-29°C to 208°C)**



Female NPT	Brass Part #
½"	DSCV50
¾"	DSCV75
1"	DSCV100
1¼"	DSCV125
1½"	DSCV150
2"	DSCV200

Drum Valves

Drum Plug Wrenches

Features:

- sparkproof, natural finish is safe around flammables
- offset handle design reduces user stress and minimizes knuckle injury

Bronze Part #	Aluminum Part #
DPW	ADPW



DPW



ADPW

Valves

Drum Faucets Polyethylene Drum Faucets

Features:

- Faucets are *not* to be used in applications where temperatures exceed 140°F (60°C).
- no wrench needed for screwing into drum opening
- 2" faucet is shipped with a gasket; the ¾" does not require a gasket

NPT Thread	Gold Polyethylene Part #
¾"	PEDF75
2"	PEDF200




Stainless Heavy Duty Adjustable Drum Faucets

Features:

- ¾" NPT connection
- adjustable shank is designed to easily adjust to proper drain position after installing in drum
- PTFE gasket
- FM approved for use with oils and non-flammables

Stainless Steel Part #
HDSSF75




Brass Heavy Duty Adjustable Drum Faucets

Features:

- ¾" NPT connection
- easy to use, self-closing design
- FM approved for use with oils and non-corrosive flammables

Brass Part #
AHDBF75



Brass Heavy Duty Drum Faucet with Rigid Shanks

Features:

- ¾" NPT connection
- easy to use, self-closing design
- PTFE gasket
- FM approved for use with oils and non-corrosive flammables

Brass Part #
HDBF75



Compression Bibb Faucets

Application:

- for water use only

Features:

- rough brass finish
- nozzle end is GHT

Male NPT Inlet	Brass Part #
½"	35-201-10
¾"	35-202-10



Drum Thread Adapters

Valves



Application:

- for use in gravity discharge from drums

Features:

- male NPSH thread with gasket on the drum side allows for a connection to drums with female NPSH thread
- male NPT end allows for a connection with the female NPT found on most ball valves

Size	Cast Brass Part #
2" x 2"	DMH20DR20

Drum Gate Valves

Application:

- ideal for drawing non-flammable liquids from drums and tanks

Features:

- iron body
- manually operated
- machined and lapped brass faceplate designed for oval discharge, ensures no splashing and a smooth operation
- black Japanned finish
- can be padlocked



Male NPT	Iron Part #
3/4"	D71
2"	D75

Features:

- lightweight, durable aluminum body provides improved corrosion resistance for certain fluids
- sturdy 2" handle is stamped metal with black enamel finish
- can be padlocked



Male NPT	Aluminum Part #
2"	D75AL

Self-Closing Gate Valves

Application:

- ideal for dispensing viscous liquids such as oil, grease, paint, varnish and syrups from drums and tanks

Features:


- gray iron body, brass sliding gate and machine lapped sealing surface
- gate closes automatically when handle is released, cleaning discharge surface
- can be padlocked



Male NPT	Iron Part #
3/4"	D71SC
2"	D75SC

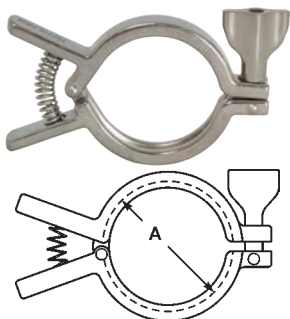
Sanitary Tube Fittings	564 to 630	Sanitary Tube Fittings (cont.) ..	564 to 630
Clamps	564 to 566	End caps	611
Clamp accessories	566	Adapters	611
Clamp fittings	567 to 576	Tees	612
Ferrules	567 to 568	Reducers	613
Caps	569	Type A stub ends	613
Adapters	569 to 572	Miscellaneous configurations	614
Elbows	572 to 574	Flanges	615
Tees	574	Spray balls	616
Reducers	575	Sight glasses	617 to 618
Crosses	575	Swivels	619
Miscellaneous configurations	576	Pressure gauges	620
Covers	576	Strainers	621 to 622
Quick weld ferrules	577	Tube hangers	623 to 624
Breakaway couplings	577	Wall flanges	624
Gaskets	578 to 583	High purity Biopharm fittings	625 to 630
Cam and groove transition	584	Elbows	625 to 626
Dixon® weld to tube cam and groove	584	Tees	626 to 627
European fittings	585 to 588	Reducers	628 to 629
Bevel seat	589 to 593	Ferrules	630
Nuts	589	Caps	630
Hex wrenches	589		
Ferrules	590 to 591	Sanitary Valves	631 to 652
End caps	591	2-way, 3 piece ball valves	631 to 632
Adapters	591	Butterfly valves	633 to 636
Elbows	592	Clamp end	633 to 635
Reducers	592	B5115 series	636
Breakaway couplings	592	Spring check valves	637
Gaskets	593	Y ball check valves	638
I-line / Q-line	594 to 598	Air blow check valves	639
Clamps	594	Tank vent valve	640 to 642
Ferrules	595 to 596	3A sample valves	642
End caps	596		
Gaskets	597 to 598	Actuation: Electric	643 to 645
Pipe size	599 to 603	2-piece stainless steel ball valves	643
Clamps	599	3-piece stainless steel ball valves	643
Ferrules	599 to 600	Brass ball valves	644
End caps	600	3-way stainless steel ball valves T / L port	645
Adapters	601	3-way brass ball valves T / L port	645
Hangers	602		
Gaskets	603	Actuation: Pneumatic	646 to 652
Polished weld	604 to 609	2-piece stainless steel ball valves	646
Elbows	604 to 606	3-piece stainless ball valves	646
Sweep elbows	606	Brass ball valves	647
Tees	607	3-way brass ball valves T / L port	648 to 649
Adapters	608	Wafer butterfly valves	650
Reducers	608	Lug butterfly valves	650
Crosses	609	Flow paths	651
Miscellaneous configurations	609	Accessories	652
Protection covers	610	Limit switches	652
Unpolished weld	610 to 614	Solenoids	652
Elbows	610 to 611	Positioners	652

Clamps

Service pressure ratings are based on the following parameters: matching elastomer gaskets and weld ferrules properly aligned and assembled with the clamps tightened to the required torque (25 in. lbs.). Tests are done hydrostatically with no water hammer or shock loads. Please note the pressure ratings of the described unions are above the recommended pipe line operating pressures. 

Dimensions are approximate. Engineering dimensions are available upon request. Specifications are subject to change without notice.


Sanitary Fittings



Single Pin Squeeze - 13MHHM-Q

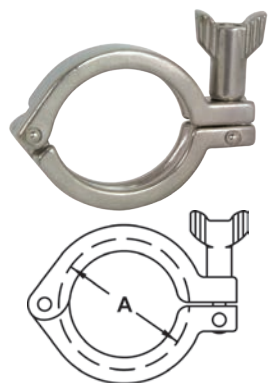
Tube OD	Service Pressure PSI Rating @ 70°F (21°C) ¹	Service Pressure PSI Rating @ 250°F (121°C) ¹	Dimension A	Stainless Steel Part #
½" - ¾"	1500	1200	1.062"	13MHHM-Q75
1" - 1½"	500	300	2.122"	13MHHM-Q100150
2"	450	250	2.654"	13MHHM-Q200
2½"	400	200	3.185"	13MHHM-Q250
3"	350	175	3.717"	13MHHM-Q300
4"	300	150	4.820"	13MHHM-Q400

Single Pin Heavy Duty - 13MHHM
with cross hole wing nut



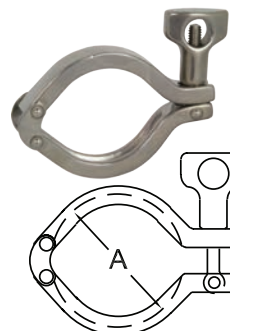
Tube OD	Service Pressure PSI Rating @ 70°F (21°C) ¹	Service Pressure PSI Rating @ 250°F (121°C) ¹	Dimension A	Stainless Steel Part #
½" - ¾"	1500	1200	1.062"	13MHHM50-75
1" - 1½"	500	300	2.122"	13MHHM100-150
2"	450	250	2.654"	13MHHM200
2½"	400	200	3.185"	13MHHM250
3"	350	175	3.717"	13MHHM300
4"	300	150	4.820"	13MHHM400
5"	225	100	5.820"	13MHHM500
6"	150	75	6.695"	13MHHM600
8"	100	50	8.695"	13MHHM800

Single Pin Heavy Duty - 13MHHM***SN
with serrated wing nut



Tube OD	Service Pressure PSI Rating @ 70°F (21°C) ¹	Service Pressure PSI Rating @ 250°F (121°C) ¹	Dimension A	Stainless Steel Part #
½" - ¾"	1500	1200	1.062"	13MHHM50-75SN
1" - 1½"	500	300	2.122"	13MHHM100-150SN
2"	450	250	2.654"	13MHHM200SN
2½"	400	200	3.185"	13MHHM250SN
3"	350	175	3.717"	13MHHM300SN
4"	300	150	4.820"	13MHHM400SN
5"	225	100	5.820"	13MHHM500SN
6"	150	75	6.695"	13MHHM600SN
8"	100	50	8.695"	13MHHM800SN

Double Pin Heavy Duty - 13MHHM-DP



Tube OD	Service Pressure PSI Rating @ 70°F (21°C) ¹	Service Pressure PSI Rating @ 250°F (121°C) ¹	Dimension A	Stainless Steel Part #
1" - 1½"	500	300	2.122"	13MHHM-DP100150
2"	450	250	2.654"	13MHHM-DP200
2½"	400	200	3.185"	13MHHM-DP250
3"	350	175	3.717"	13MHHM-DP300
4"	300	150	4.820"	13MHHM-DP400
10"	100	50	10.740"	13MHHM-DP1000

¹ wing nut tightened to 25 in. lb. of torque

Clamps

Three Segment - 13MHHM-3P

Tube OD	Service Pressure PSI Rating @ 70°F (21°C) ¹	Service Pressure PSI Rating @ 250°F (121°C) ¹	Dimension A	Stainless Steel Part #
1" - 1½"	600	300	2.122"	13MHHM-3P100150
2"	550	275	2.654"	13MHHM-3P200
2½"	450	225	3.185"	13MHHM-3P250
3"	350	175	3.717"	13MHHM-3P300
4"	300	150	4.820"	13MHHM-3P400
12"	75	50	12.740"	13MHHM-3P1200

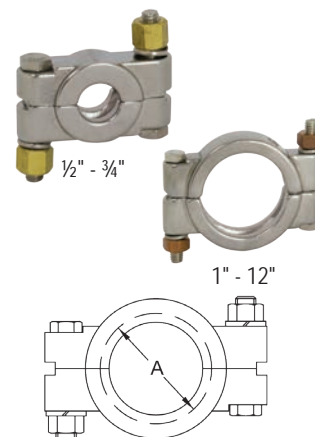
¹ wing nut tightened to 25 in. lb. of torque

Sanitary
Fittings

Bolted - 13MHP

Tube OD	Service Pressure PSI Rating @ 70°F (21°C) ¹	Service Pressure PSI Rating @ 250°F (121°C) ¹	Dimension A	Stainless Steel Part #
½" - ¾"	1500	1200	1.062"	13MHP75
1" - 1½"	1500	1200	2.046"	13MHP100-150
2"	1000	800	2.578"	13MHP200
2½"	1000	800	3.110"	13MHP250
3"	1000	800	3.640"	13MHP300
4"	800	600	4.744"	13MHP400
6"	300	200	6.632"	13MHP600
8"	250	150	8.638"	13MHP800
10"	200	125	10.740"	13MHP1000
12"	150	100	12.740"	13MHP1200

¹ all nuts are tightened to 20 ft. lbs. of torque



Toggle - 13MHLA

Tube OD	Service Pressure PSI Rating @ 70°F (21°C) ¹	Service Pressure PSI Rating @ 250°F (121°C) ¹	Dimension A	304 Stainless Steel Part #
1" - 1½"	150	125	2.122"	13MHLA100-150
2"	150	125	2.654"	13MHLA200
2½"	150	125	3.185"	13MHLA250
3"	150	125	3.717"	13MHLA300
4"	100	75	4.820"	13MHLA400

¹ screw tightened to maximum



T-bolt - 13MO

Tube OD	Service Pressure PSI Rating @ 70°F (21°C) ¹	Service Pressure PSI Rating @ 250°F (121°C) ¹	Dimension A	304 Stainless Steel Part #
1" - 1½"	500	250	2.080"	13MO100-150
2"	350	200	2.610"	13MO200
2½"	300	150	3.140"	13MO250
3"	200	100	3.670"	13MO300
4"	100	75	4.780"	13MO400
6"	75	50	6.690"	13MO600
8" ²	50	40	8.690"	13MO800
10" ²	40	30	10.690"	13MO1000
12" ²	30	25	12.690"	13MO1200

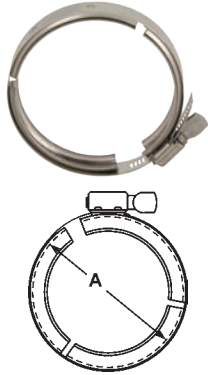
¹ 1" - 3" nuts tightened to 20 in. lb., 4" nut tightened to 30 in. lb., 6" nut tightened to 40 in. lb. and 8" - 12" nuts tightened to 50 in. lb. of torque

² 2 bolt configuration



Clamps

Dairy - 13WGC




Tube OD	Service Pressure PSI Rating @ 70°F (21°C) ¹	Service Pressure PSI Rating @ 250°F (121°C) ¹	Dimension A	304 Stainless Steel Part #
1" - 1½"	100	75	2.08"	13WGC100-150
2"	100	75	2.61"	13WGC200
2½"	100	75	3.14"	13WGC250
3"	100	75	3.67"	13WGC300
4"	100	75	4.78"	13WGC400

¹ finger tight

Accessories

Spring Loaded Nut - 13SLN



Features:

- Lines using PTFE gaskets that are subject to large temperature swings can benefit from this special product. As the PTFE is compressed through the cycling of the lines, the spring loaded will help keep the connection from leaking.
- If the lines suffer from vibration and bolted clamps are not an option, refitting single pin clamps with this nut will keep the connections from leaking for a longer time than the standard wing nuts.
- If you transport material in tanks via truck, the vibrations can loosen the standard single pin clamps - spring loaded nuts can add a level of insurance to the shipment.
- note: can be used on all wing nut style clamps.
- torque to 50 in. lb.

Thread	Dimension A	Dimension B	304 Stainless Steel Part #
5/16" - 18	1.73"	.875"	13SLN

Nuts and Bolts



Description	Part Number
cross hole wing nut 5/16"-18	13WNX
mini cross hole wing nut 5/16"-18 for ½" - ¾" clamps	13WNXM
serrated wing nut 5/16"-18	13WNS
hex wing nut 5/16"-18	13WNH
bronze hex nut ¾"-16 for bolted clamps	13BN
brass 3/8-16 nuts used on ½" - ¾" and 10" & 12" bolted clamps	13MHP
stainless steel hex nut for bolted clamps	13SN
¾" 304 stainless steel lock washer	13LW
bolt ¾"-16 x 2¼" for ½" - 1½" bolted clamps	13CB-2.25
bolt ¾"-16 x 2¾" for 2" and 2½" bolted clamps	13CB-2.75
bolt ¾"-16 x 3¼" for 3" - 12" bolted clamps	13CB-3.25
rivet pin for ½" - 5" single pin clamps 5/16" x 1"	13RP
rivet pin for 6" and 8" single pin clamps 5/16" x 1½"	13RP6
5/16"-18 x 2" threaded eye bolt for ½" - 5" clamps	13IB
5/16"-18 x 2½" threaded eye bolt for 6" - 12" clamps	13IB6

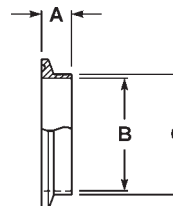


Clamp Fittings - Ferrules

Short Weld - 14WMP



Tube OD	Dimensions			304 Stainless Steel Part #	316L Stainless Steel Part #
	A	B	C		
½"	.500"	.370"	.500"	14WMP-G50	14WMP-R50
¾"	.500"	.620"	.750"	14WMP-G75	14WMP-R75
1"	.500"	.870"	1.000"	14WMP-G100	14WMP-R100
1½"	.500"	1.370"	1.500"	14WMP-G150	14WMP-R150
2"	.500"	1.870"	2.000"	14WMP-G200	14WMP-R200
2½"	.500"	2.370"	2.500"	14WMP-G250	14WMP-R250
3"	.500"	2.870"	3.000"	14WMP-G300	14WMP-R300
4"	.625"	3.834"	4.000"	14WMP-G400	14WMP-R400
5"	.750"	4.782"	5.000"	14WMP-G500	14WMP-R500
6"	.875"	5.782"	6.000"	14WMP-G600	14WMP-R600
8"	.875"	7.782"	8.000"	14WMP-G800	14WMP-R800
10"	.875"	9.760"	10.000"	14WMP-G1000	14WMP-R1000
12"	.875"	11.760"	12.000"	14WMP-G1200	14WMP-R1200

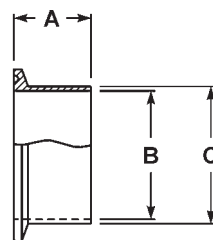


Sanitary Fittings

Long Weld - L14AM7



Tube OD	Dimensions			304 Stainless Steel Part #	316L Stainless Steel Part #
	A	B	C		
½"	1.125"	.370"	.500"	L14AM7-G50	L14AM7-R50
¾"	1.125"	.620"	.750"	L14AM7-G75	L14AM7-R75
1"	1.125"	.870"	1.000"	L14AM7-G100	L14AM7-R100
1½"	1.125"	1.370"	1.500"	L14AM7-G150	L14AM7-R150
2"	1.125"	1.870"	2.000"	L14AM7-G200	L14AM7-R200
2½"	1.125"	2.370"	2.500"	L14AM7-G250	L14AM7-R250
3"	1.125"	2.870"	3.000"	L14AM7-G300	L14AM7-R300
4"	1.125"	3.834"	4.000"	L14AM7-G400	L14AM7-R400
5"	1.125"	4.782"	5.000"	L14AM7-G500	L14AM7-R500
6"	1.500"	5.782"	6.000"	L14AM7-G600	L14AM7-R600
8"	1.500"	7.782"	8.000"	L14AM7-G800	L14AM7-R800
10"	1.750"	9.760"	10.000"	L14AM7-G1000	L14AM7-R1000
12"	1.750"	11.760"	12.000"	L14AM7-G1200	L14AM7-R1200



NEW

NEW

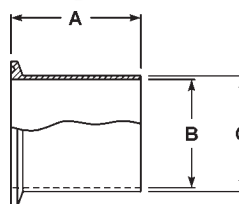

Automatic Weld - TL14AM7

Specification:

- meets ASME BPE-2012 specifications



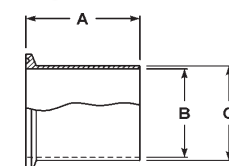
Tube OD	Dimensions			316L Stainless Steel Part #
	A	B	C	
½"	1.750"	.370"	.500"	TL14AM7-050PL
¾"	1.750"	.620"	.750"	TL14AM7-075PL
1"	1.750"	.870"	1.000"	TL14AM7-100PL
1½"	1.750"	1.370"	1.500"	TL14AM7-150PL
2"	2.250"	1.870"	2.000"	TL14AM7-200PL
3"	2.250"	2.870"	3.000"	TL14AM7-300PL
4"	2.250"	3.834"	4.000"	TL14AM7-400PL



Tank (light duty) - 14WLMP

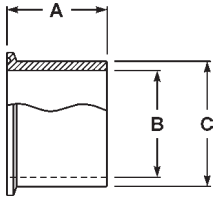


Tube OD	Dimensions			304 Stainless Steel Part #	316L Stainless Steel Part #
	A	B	C		
1"	3.000"	.870"	1.000"	14WLMP-G100	14WLMP-R100
1½"	3.000"	1.370"	1.500"	14WLMP-G150	14WLMP-R150
2"	3.000"	1.870"	2.000"	14WLMP-G200	14WLMP-R200
2½"	3.000"	2.370"	2.500"	14WLMP-G250	14WLMP-R250
3"	4.000"	2.870"	3.000"	14WLMP-G300	14WLMP-R300
4"	4.000"	3.834"	4.000"	14WLMP-G400	14WLMP-R400
6"	6.000"	5.782"	6.000"	14WLMP-G600	14WLMP-R600



Clamp Fittings - Ferrules

Sanitary Fittings

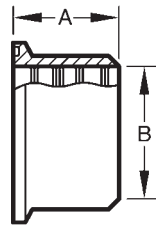


Tank (heavy duty) - 14MPW

Specification:

- certified ASME materials

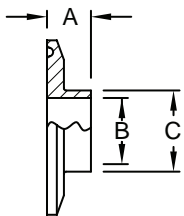
Tube OD	Dimensions			316L Stainless Steel Part #
	A	B	C	
½"	1.625"	.321"	.502"	14MPW-R50
¾"	1.625"	.574"	.750"	14MPW-R75
1"	1.625"	.870"	1.160"	14MPW-R100
1½"	1.625"	1.370"	1.676"	14MPW-R150
2"	1.750"	1.870"	2.192"	14MPW-R200
2½"	1.750"	2.370"	2.708"	14MPW-R250
3"	1.813"	2.870"	3.224"	14MPW-R300
4"	2.125"	3.834"	4.256"	14MPW-R400
6"	2.500"	5.758"	6.192"	14MPW-R600



Roll-on for Expanding - 14RMP

Tube OD	Dimensions		304 Stainless Steel Part #	316L Stainless Steel Part #
	A	B		
1"	.750"	1.005"	14RMP-G100	14RMP-R100
1½"	1.125"	1.505"	14RMP-G150	14RMP-R150
2"	1.312"	2.005"	14RMP-G200	14RMP-R200
2½"	1.375"	2.505"	14RMP-G250	14RMP-R250
3"	1.437"	3.005"	14RMP-G300	14RMP-R300
4"	1.500"	4.005"	14RMP-G400	14RMP-R400

¹ Meets 3-A Standard Number 63-03 when used to modify or repair existing on-site farm milk handling systems.



Reducing - B31WMP

Tube OD	Dimensions			304 Stainless Steel Part #	316L Stainless Steel Part #
	A	B	C		
2" x 1"	.500"	.870"	1.000"	B31WMP-G200100	B31WMP-R200100
2½" x 1½"	.500"	1.370"	1.500"	B31WMP-G250150	B31WMP-R250150
2½" x 2"	.500"	1.870"	2.000"	B31WMP-G250200	B31WMP-R250200
3" x 2"	.500"	1.870"	2.000"	B31WMP-G300200	B31WMP-R300200
4" x 3"	.625"	2.870"	3.000"	B31WMP-G400300	B31WMP-R400300

Clamp Fittings - Caps

Solid End - 16AMP



- Specify if you are using a piping system or a tubing system when ordering.

Tube OD	Dimensions		304 Stainless Steel Part #	316L Stainless Steel Part #
	A	B		
½" - ¾"	.187"	.992"	16AMP-G50-75	16AMP-R50-75
1" - 1½"	.250"	1.984"	16AMP-G100-150	16AMP-R100-150
2"	.250"	2.516"	16AMP-G200	16AMP-R200
2½"	.250"	3.047"	16AMP-G250	16AMP-R250
3"	.250"	3.579"	16AMP-G300	16AMP-R300
4"	.312"	4.682"	16AMP-G400	16AMP-R400
5"	.376"	5.687"	16AMP-G500	16AMP-R500
6"	.437"	6.570"	16AMP-G600	16AMP-R600
8"	.437"	8.570"	16AMP-G800	16AMP-R800
10"	.437"	10.570"	16AMP-G1000	16AMP-R1000
12"	.437"	12.750"	16AMP-G1200	16AMP-R1200

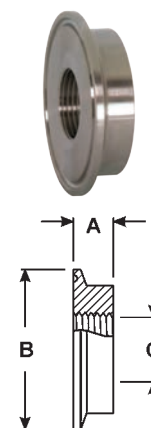


Sanitary Fittings

Thermometer - B23BMP

Tube OD	Dimensions			304 Stainless Steel Part #	316L Stainless Steel Part #
	A	B	C ¹		
½"	.500"	.992"	¼" NPT	---	B23BMP-R5014
¾"	.500"	.992"	¼" NPT	---	B23BMP-R7514
1"	.625"	1.984"	½" NPT	B23BMP-G100	B23BMP-R100
1½"	.625"	1.984"	¾" NPT	B23BMP-G150	B23BMP-R150
2"	.625"	2.516"	¾" NPT	B23BMP-G200	B23BMP-R200
2½"	.625"	3.047"	¾" NPT	B23BMP-G250	B23BMP-R250
3"	.625"	3.579"	¾" NPT	B23BMP-G300	B23BMP-R300
4"	.625"	4.682"	¾" NPT	B23BMP-G400	B23BMP-R400

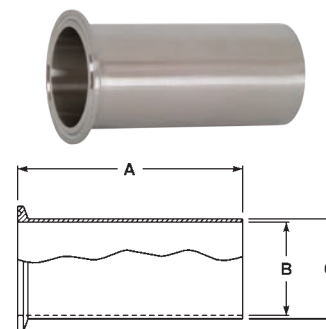
¹ other NPT tap sizes available, contact Dixon®



Clamp Fittings - Adapters

Tygon® Hose - 14MPHT

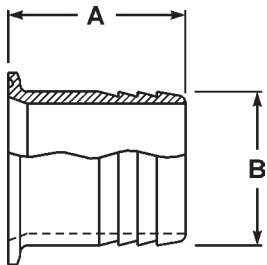
Tube OD	Dimensions			316L Stainless Steel Part #
	A	B	C	
¾"	4.000"	.620"	.750"	14MPHT-R75
1"	4.500"	.870"	1.000"	14MPHT-R100
1½"	4.500"	1.370"	1.500"	14MPHT-R150
2"	4.500"	1.870"	2.000"	14MPHT-R200
2½"	4.500"	2.370"	2.500"	14MPHT-R250
3"	4.500"	2.870"	3.000"	14MPHT-R300
4"	4.625"	3.834"	4.000"	14MPHT-R400



Clamp Fittings - Adapters

Rubber Hose - 14MPHR

Sanitary Fittings

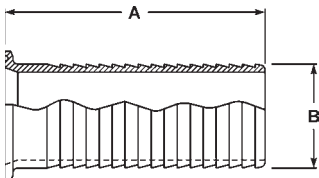


Tube OD	Hose Size	Dimensions		304 Stainless Steel Part #	316L Stainless Steel Part #
		A	B		
1/2"	1/4"	1.500"	.290"	---	14MPHR-R5025
	1/2"	1.500"	.540"	---	14MPHR-R50
	3/4"	1.500"	.790"	---	14MPHR-R5075
3/4"	1/4"	1.500"	.290"	---	14MPHR-R7525
	3/8"	1.500"	.415"	---	14MPHR-R75375
	1/2"	1.500"	.540"	---	14MPHR-R7550
1"	3/4"	1.500"	.790"	---	14MPHR-R75
	1"	1.688"	1.040"	---	14MPHR-R100375
	1 1/2"	1.688"	1.540"	---	14MPHR-R10050
1 1/2"	1/2"	1.500"	.540"	---	14MPHR-R10075
	5/8"	1.500"	.665"	---	14MPHR-R10075
	3/4"	1.500"	.790"	---	14MPHR-R100
	1"	1.687"	1.040"	---	14MPHR-R150375
2"	1 1/2"	1.687"	1.540"	---	14MPHR-R15050
	1 1/2"	1.687"	1.540"	---	14MPHR-R150625
	1 1/2"	1.687"	1.540"	---	14MPHR-R15075
	1 1/2"	1.687"	1.540"	---	14MPHR-R150100
2 1/2"	1 1/2"	2.312"	1.540"	---	14MPHR-R150100
	2"	2.312"	2.040"	---	14MPHR-R150
2 1/2"	2 1/2"	2.344"	2.540"	---	14MPHR-R200150
3"	3"	3.094"	3.040"	---	14MPHR-R200
4"	4"	3.406"	4.040"	---	14MPHR-R250
6"	6"	3.406"	6.040"	---	14MPHR-R300
				---	14MPHR-R400
				---	14MPHR-R600


Brewery Hose Barb - 14MPHRL

Feature:

- suitable for use with band clamps



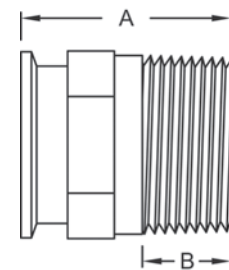
Tube OD	Dimensions		304 Stainless Steel Part #
	A	B	
1"	3.500"	1.045"	14MPHRL100
1 1/2"	5.000"	1.545"	14MPHRL150
2"	5.000"	2.045"	14MPHRL200
2 1/2"	5.500"	2.545"	14MPHRL250
3"	5.500"	3.045"	14MPHRL300
4"	5.500"	4.045"	14MPHRL400

Use of PVC tubing requires special installation techniques to prevent leakage. All assembly work must be done with heated tube. Cold durometer is 90 as opposed to rubber hose at 65 to 70 durometer. Banding buckles must be at 180° from one another. 

Clamp Fittings - Adapters

Male NPT - 21MP

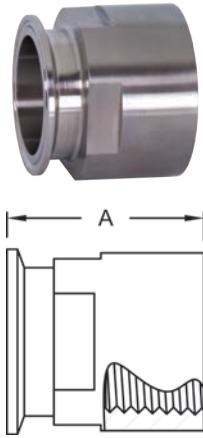
Tube OD	NPT Size	Dimensions		304 Stainless Steel Part #	316L Stainless Steel Part #
		A	B		
½"	¼"	2.000"	.595"	---	21MP-R5025
	⅜"	2.000"	.600"	---	21MP-R50375
	½"	1.625"	.782"	---	21MP-R50
	¾"	2.000"	.794"	---	21MP-R5075
¾"	¼"	2.000"	.595"	---	21MP-R7525
	⅜"	2.000"	.600"	---	21MP-R75375
	½"	2.000"	.782"	---	21MP-R7550
	¾"	1.787"	.794"	---	21MP-R75
1"	½"	2.187"	.782"	21MP-G10050	21MP-R10050
	¾"	2.187"	.794"	21MP-G10075	21MP-R10075
	1"	2.250"	.985"	21MP-G100	21MP-R100
	1¼"	2.438"	1.009"	21MP-G100125	21MP-R100125
	1½"	2.438"	1.025"	21MP-G100150	21MP-R100150
	2"	2.625"	1.058"	21MP-G100200	21MP-R100200
1½"	⅜"	2.161"	.600"	21MP-G150375	21MP-R150375
	½"	2.187"	.782"	21MP-G15050	21MP-R15050
	¾"	2.187"	.794"	21MP-G15075	21MP-R15075
	1"	2.437"	.985"	21MP-G150100	21MP-R150100
	1¼"	2.438"	1.009"	21MP-G150125	21MP-R150125
	1½"	2.250"	1.025"	21MP-G150	21MP-R150
	2"	2.625"	1.058"	21MP-G150200	21MP-R150200
	2"	2.625"	1.058"	21MP-G150200	21MP-R150200
2"	½"	2.188"	.782"	21MP-G20050	21MP-R20050
	¾"	2.188"	.794"	21MP-G20075	21MP-R20075
	1"	2.469"	.985"	21MP-G200100	21MP-R200100
	1½"	2.625"	1.009"	21MP-G200150	21MP-R200150
	2"	2.638"	1.058"	21MP-G200	21MP-R200
2½"	½"	2.781"	.782"	21MP-G25050	---
	1"	2.781"	.782"	21MP-G250100	21MP-R250100
	1½"	2.781"	1.025"	21MP-G250150	21MP-R250150
	2"	2.781"	1.058"	21MP-G250200	21MP-R250200
	2½"	2.875"	1.571"	21MP-G250	21MP-R250
3"	1½"	3.000"	1.009"	21MP-G300150	21MP-R300150
	2"	3.000"	1.058"	21MP-G300200	21MP-R300200
	3"	3.070"	1.634"	21MP-G300	21MP-R300
4"	4"	3.155"	1.734"	21MP-G400	21MP-R400



Clamp Fittings - Adapters

Female NPT - 22MP

Sanitary Fittings



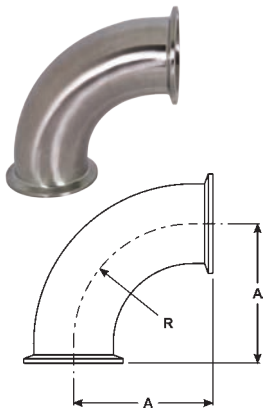
Tube OD	NPT Size	Dimension A	304 Stainless Steel Part #	316L Stainless Steel Part #
1/2"	1/4"	1.500"	---	22MP-R5025
	3/8"	1.500"	---	22MP-R50375
	1/2"	1.500"	---	22MP-R50
	3/4"	1.625"	---	22MP-R5075
3/4"	1/4"	1.500"	---	22MP-R7525
	1/2"	1.500"	---	22MP-R7550
	3/4"	1.625"	---	22MP-R75
1"	1/4"	1.625"	---	22MP-R10025
	1/2"	1.625"	22MP-G10050	22MP-R10050
	3/4"	1.625"	22MP-G10075	22MP-R10075
	1"	1.625"	22MP-G100	22MP-R100
	1 1/4"	1.625"	---	22MP-R100125
1 1/2"	1/2"	1.625"	22MP-G15050	22MP-R15050
	3/4"	1.625"	22MP-G15075	22MP-R15075
	1"	1.625"	22MP-G150100	22MP-R150100
	1 1/2"	2.250"	22MP-G150	22MP-R150
	2"	2.250"	22MP-G150200	22MP-R150200
2"	1"	1.687"	22MP-G200100	22MP-R200100
	1 1/2"	1.656"	22MP-G200150	22MP-R200150
	2"	2.344"	22MP-G200	22MP-R200
	2 1/2"	2.406"	22MP-G200250	---
2 1/2"	2"	1.720"	22MP-G250200	22MP-R250200
	2 1/2"	2.097"	22MP-G250	22MP-R250
3"	2"	2.187"	22MP-G300200	22MP-R300200
	2 1/2"	2.187"	22MP-G300250	---
	3"	2.187"	22MP-G300	22MP-R300
4"	4"	3.000"	22MP-G400	22MP-R400

Visit canada.dixonvalve.com for pipe thread data



Clamp Fittings - Elbows

90° - B2CMP



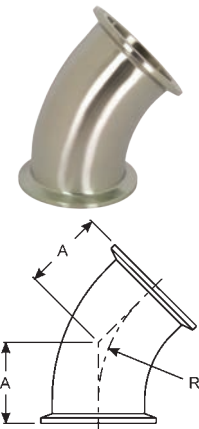
Tube OD	Dimensions		304 Stainless Steel Part #	316L Stainless Steel Part #
	A	R		
1/2"	1.625"	1.125"	---	B2CMP-R50
3/4"	1.625"	1.125"	---	B2CMP-R75
1"	2.000"	1.500"	B2CMP-G100	B2CMP-R100
1 1/2"	2.750"	2.250"	B2CMP-G150	B2CMP-R150
2"	3.500"	3.000"	B2CMP-G200	B2CMP-R200
2 1/2"	4.250"	3.750"	B2CMP-G250	B2CMP-R250
3"	5.000"	4.500"	B2CMP-G300	B2CMP-R300
4"	6.625"	6.000"	B2CMP-G400	B2CMP-R400
6"	9.875"	9.000"	B2CMP-G600	B2CMP-R600

Clamp Fittings - Elbows



45° - B2KMP

Tube OD	Dimensions		304 Stainless Steel Part #	316L Stainless Steel Part #
	A	R		
1/2"	.97"	1.125"	---	B2KMP-R50
3/4"	.97"	1.125"	---	B2KMP-R75
1"	1.12"	1.500"	B2KMP-G100	B2KMP-R100
1 1/2"	1.43"	2.250"	B2KMP-G150	B2KMP-R150
2"	1.74"	3.000"	B2KMP-G200	B2KMP-R200
2 1/2"	2.05"	3.750"	B2KMP-G250	B2KMP-R250
3"	2.36"	4.500"	B2KMP-G300	B2KMP-R300
4"	3.11"	6.000"	B2KMP-G400	B2KMP-R400
6"	4.60"	9.000"	B2KMP-G600	B2KMP-R600



Sanitary Fittings

90° x Plain Bevel Seat with Hex Nut - B2FMP-14



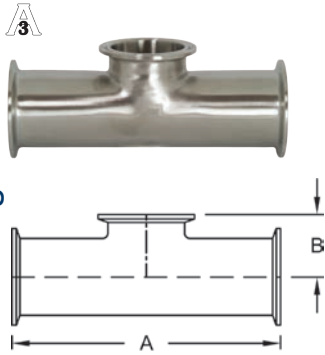
Tube OD	Dimensions		304 Stainless Steel Part #
	A	B	
2"	3.750"	3.500"	B2FMP-14-G200
2 1/2"	4.625"	4.250"	B2FMP-14-G250
3"	5.406"	5.000"	B2FMP-14-G300



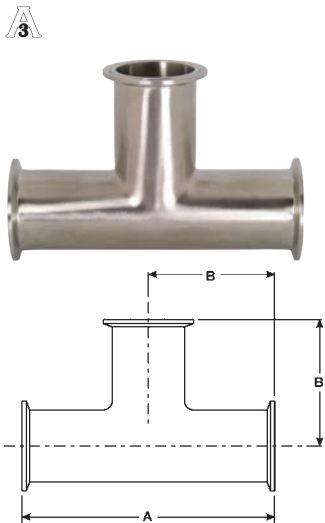
Clamp Fittings - Tees

Short Outlet - B7MPS

Sanitary Fittings

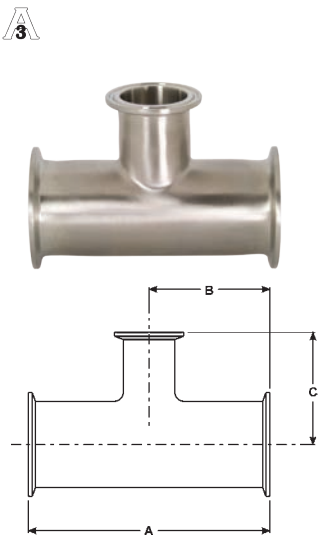


Tube OD	A	B	304 Stainless Steel Part Number	316L Stainless Steel Part Number
1½"	5.500"	1.375"	B7MPS-G150	B7MPS-R150
2"	7.000"	1.625"	B7MPS-G200	B7MPS-R200
2½"	7.000"	1.875"	B7MPS-G250	B7MPS-R250



Clamp Tees - B7MP

Tube OD	Dimensions		304 Stainless Steel Part #	316L Stainless Steel Part #
	A	B		
½"	4.750"	2.375"	---	B7MP-R50
¾"	5.000"	2.500"	---	B7MP-R75
1"	4.750"	2.375"	B7MP-G100	B7MP-R100
1½"	5.500"	2.750"	B7MP-G150	B7MP-R150
2"	7.000"	3.500"	B7MP-G200	B7MP-R200
2½"	7.000"	3.500"	B7MP-G250	B7MP-R250
3"	7.500"	3.750"	B7MP-G300	B7MP-R300
4"	9.000"	4.500"	B7MP-G400	B7MP-R400
6"	13.000"	6.500"	B7MP-G600	B7MP-R600
8"	15.750"	7.875"	B7MP-G800	B7MP-R800



Reducing - B7RMP

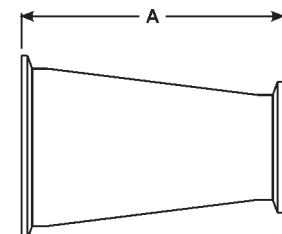
Tube OD	Dimensions			304 Stainless Steel Part #	316L Stainless Steel Part #
	A	B	C		
1" x ¾"	5.250"	2.625"	2.625"	---	B7RMP-R10075
1½" x ½"	5.750"	2.875"	2.875"	---	B7RMP-R15050
1½" x 1"	4.312"	2.156"	1.875"	---	B7RMP-R150100
2" x ½"	6.750"	3.375"	3.125"	---	B7RMP-R20050
2" x ¾"	6.750"	3.375"	3.125"	---	B7RMP-R20075
2" x 1"	5.125"	2.562"	2.125"	B7RMP-G200100	B7RMP-R200100
2" x 1½"	5.125"	2.562"	2.406"	B7RMP-G200150	B7RMP-R200150
2½" x 1½"	5.688"	2.844"	2.656"	B7RMP-G250150	B7RMP-R250150
2½" x 2"	5.688"	2.844"	2.812"	B7RMP-G250200	B7RMP-R250200
3" x 1½"	6.188"	3.093"	2.906"	B7RMP-G300150	B7RMP-R300150
3" x 2"	6.188"	3.093"	3.063"	B7RMP-G300200	B7RMP-R300200
4" x 1½"	8.125"	4.063"	3.406"	B7RMP-G400150	---
4" x 2"	8.125"	4.063"	3.563"	B7RMP-G400200	---

Clamp Fittings - Reducers

3

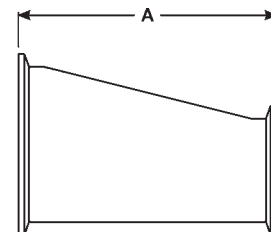
Concentric - B3114MP

Tube OD	Dimension A	304 Stainless Steel Part #	316L Stainless Steel Part #
1" x 1/2"	3.000"	---	B3114MP-R10050
1" x 3/4"	2.000"	---	B3114MP-R10075
1 1/2" x 1/2"	5.000"	---	B3114MP-R15050
1 1/2" x 3/4"	4.000"	---	B3114MP-R15075
1 1/2" x 1"	3.000"	B3114MP-G150100	B3114MP-R150100
2" x 3/4"	6.000"	---	B3114MP-R20075
2" x 1"	5.000"	B3114MP-G200100	B3114MP-R200100
2" x 1 1/2"	3.000"	B3114MP-G200150	B3114MP-R200150
2 1/2" x 1 1/2"	5.000"	B3114MP-G250150	B3114MP-R250150
2 1/2" x 2"	3.000"	B3114MP-G250200	B3114MP-R250200
3" x 1 1/2"	7.000"	B3114MP-G300150	B3114MP-R300150
3" x 2"	5.000"	B3114MP-G300200	B3114MP-R300200
3" x 2 1/2"	3.000"	B3114MP-G300250	B3114MP-R300250
4" x 1 1/2"	11.125"	B3114MP-G400150	B3114MP-R400150
4" x 2"	9.125"	B3114MP-G400200	B3114MP-R400200
4" x 2 1/2"	7.125"	B3114MP-G400250	B3114MP-R400250
4" x 3"	5.125"	B3114MP-G400300	B3114MP-R400300
6" x 4"	7.000"	B3114MP-G600400	---

Sanitary
Fittings

Eccentric - B3214MP

Tube OD	Dimension A	304 Stainless Steel Part #	316L Stainless Steel Part #
1 1/2" x 1"	3.000"	B3214MP-G150100	B3214MP-R150100
2" x 1"	5.000"	B3214MP-G200100	B3214MP-R200100
2" x 1 1/2"	3.000"	B3214MP-G200150	B3214MP-R200150
2 1/2" x 1 1/2"	5.000"	B3214MP-G250150	B3214MP-R250150
2 1/2" x 2"	3.000"	B3214MP-G250200	B3214MP-R250200
3" x 1 1/2"	7.000"	B3214MP-G300150	B3214MP-R300150
3" x 2"	5.000"	B3214MP-G300200	B3214MP-R300200
3" x 2 1/2"	3.000"	B3214MP-G300250	B3214MP-R300250
4" x 2"	9.125"	B3214MP-G400200	B3214MP-R400200
4" x 2 1/2"	7.125"	B3214MP-G400250	B3214MP-R400250
4" x 3"	5.125"	B3214MP-G400300	B3214MP-R400300
6" x 3"	6.875"	B3214MP-G600300	---
6" x 4"	7.000"	B3214MP-G600400	---

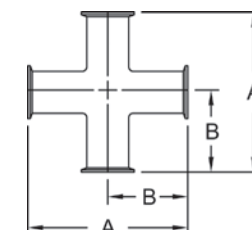


Clamp Crosses

31

Clamp Crosses - B9MP

Tube OD	Dimensions		304 Stainless Steel Part #	316L Stainless Steel Part #
	A	B		
1"	4.750"	2.375"	B9MP-G100	B9MP-R100
1 1/2"	5.500"	2.750"	B9MP-G150	B9MP-R150
2"	7.000"	3.500"	B9MP-G200	B9MP-R200
3"	7.500"	3.750"	B9MP-G300	B9MP-R300
4"	9.000"	4.500"	B9MP-G400	B9MP-R400

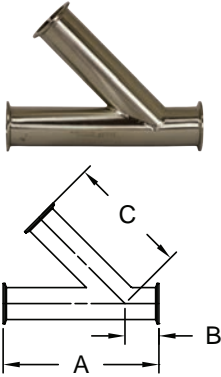


Miscellaneous Clamp Configurations

Sanitary Fittings



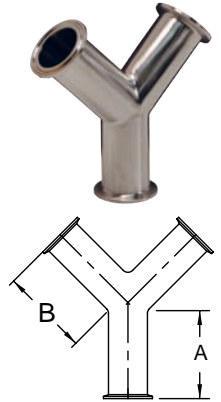
Laterals - B28AMP



Tube OD	Dimensions			316L Stainless Steel Part #
	A	B	C	
1"	7.000"	1.500"	5.500"	B28AMP-R100
1½"	8.375"	1.688"	6.688"	B28AMP-R150
2"	9.750"	2.125"	7.625"	B28AMP-R200
3"	11.750"	2.375"	9.375"	B28AMP-R300
4"	14.062"	2.640"	11.312"	B28AMP-R400



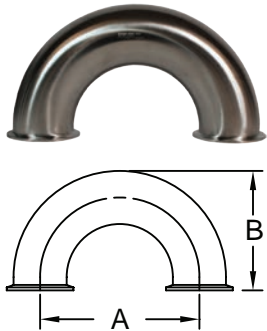
True Wyes - B28BMP



Tube OD	Dimensions		316L Stainless Steel Part #
	A	B	
1"	2.500"	2.938"	B28BMP-R100
1½"	2.500"	2.938"	B28BMP-R150
2"	3.125"	3.750"	B28BMP-R200
3"	4.500"	5.375"	B28BMP-R300
4"	6.000"	6.000"	B28BMP-R400



180° Return Bends - B2WUMP



Feature:

- bends are the standard 1.5 x tube diameter

Tube OD	Dimensions		316L Stainless Steel Part #
	A	B	
1"	3.000"	2.500"	B2WUMP-R100
1½"	4.500"	3.500"	B2WUMP-R150
2"	6.000"	4.500"	B2WUMP-R200
3"	9.000"	6.500"	B2WUMP-R300
4"	12.000"	8.625"	B2WUMP-R400

Clamp End Protection Covers - BCC

Feature:

- Use these covers to protect all clamp ends on fittings, valves, filters and pumps.



Size	Vinyl Plastic Part #
½"	BCC-050
¾"	BCC-075
1"	BCC-100
1½"	BCC-150
2"	BCC-200
2½"	BCC-250
3"	BCC-300
4"	BCC-400
6"	BCC-600
8"	BCC-800



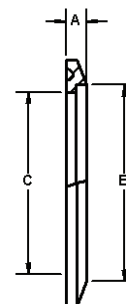
Quick Weld Ferrules

Features:

- 304 stainless construction
- just slip onto sanitary OD tube and weld
- no need to butt weld



Tube OD	Dimensions			304 Stainless Steel Part #
	A	B	C	
1"	.290"	1.005"	.870"	14QMP-G100
1½"	.199"	1.505"	1.370"	14QMP-G150
2"	.205"	2.005"	1.870"	14QMP-G200
2½"	.210"	2.505"	2.370"	14QMP-G250
3"	.216"	3.005"	2.870"	14QMP-G300
4"	.235"	4.005"	3.834"	14QMP-G400
6"	.321"	6.005"	5.782"	14QMP-G600



Sanitary Fittings

Breakaway Coupling - Clamp

Application:

- minimizes spillage and damage associated with pull away and drive away incidents

Materials:

- 316 stainless steel polished to standard $32R_a$, 3A finish
- clamp gasket: EPDM standard, optional material available

Features:

- designed to be installed between a fixed point and a hose
- 13kN break load bolts standard, other break loads available
- coupling breaks away with an excessive load
- other sizes/connection available



Specification:


- working pressure: **350 PSI @ 70°F (21°C)**

Size	316 Stainless Steel Part #
2"	SBC-E200CC13
3"	SBC-E300CC13

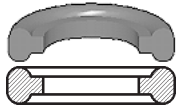


Clamp Gaskets

Feature:

- Gasket material approved by  (3A), USDA and complies with FDA's 21CFR177.2600 and 1550. PSI Service Ratings for the sanitary clamps DO NOT APPLY to connections (1" and above) using any PTFE gaskets, due to the potential for cold flow under normal operating conditions. PTFE gaskets, when used with any clamp, are likely to leak at pressures far below the published service ratings. This restriction does not apply to the fractionally sized 1/2" and 3/4" connections, due to their recessed, fully contained design.

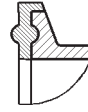
Sanitary Fittings



Mini



Standard - type 1

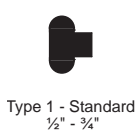


Flanged - type 2

Buna-N - Black

Features:

- color code: red dot
- meets 21CFR 177.2600



Type 1 - Standard
1/2" - 3/4"



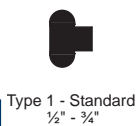
Type 1 - Standard
1" and larger

Size	Buna-N Part #
1/2"	42MP-U50
3/4"	42MP-U75
1"	40MP-U100
1 1/2"	40MP-U150
2"	40MP-U200
2 1/2"	40MP-U250
3"	40MP-U300
4"	40MP-U400
5"	40MP-U500
6"	40MP-U600
8"	40MP-U800

Buna-N - White

Features:

- color code: red dot
- meets 21CFR 177.2600



Type 1 - Standard
1/2" - 3/4"



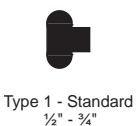
Type 1 - Standard
1" and larger

Size	Buna-N Part #
1/2"	42MP-UW50
3/4"	42MP-UW75
1"	40MP-UW100
1 1/2"	40MP-UW150
2"	40MP-UW200
2 1/2"	40MP-UW250
3"	40MP-UW300
4"	40MP-UW400
6"	40MP-UW600

EPDM - Black

Features:

- color code: three green dots
- peroxide cured
- meets 21CFR 177.2600
- passed USP Class VI Cytotoxicity testing



Type 1 - Standard
1/2" - 3/4"



Type 1 - Standard
1" and larger

Size	EPDM Part #
1/2"	42MP-E50
3/4"	42MP-E75
1"	40MP-E100
1 1/2"	40MP-E150
2"	40MP-E200
2 1/2"	40MP-E250
3"	40MP-E300
4"	40MP-E400
6"	40MP-E600

Visit canada.dixonvalve.com for sizing charts




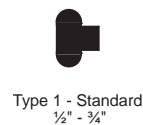
Clamp Gaskets

FKM - Black

Features:

- color code: one white dot, one yellow dot
- peroxide cured
- meets 21CFR 177.2600
- passed USP Class VI Cytotoxicity testing

Size	FKM Part #
1/2"	42MP-SFY50
3/4"	42MP-SFY75
1"	40MP-SFY100
1 1/2"	40MP-SFY150
2"	40MP-SFY200
2 1/2"	40MP-SFY250
3"	40MP-SFY300
4"	40MP-SFY400
6"	40MP-SFY600




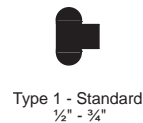
Sanitary Fittings

Silicone - White

Features:

- color code: pink dot
- peroxide cured
- meets 21CFR 177.2600
- passed USP Class VI Cytotoxicity testing

Size	Silicone Part #
1/2"	42MP-XW50
3/4"	42MP-XW75
1"	40MP-XW100
1 1/2"	40MP-XW150
2"	40MP-XW200
2 1/2"	40MP-XW250
3"	40MP-XW300
4"	40MP-XW400
6"	40MP-XW600

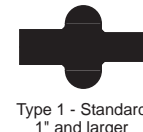
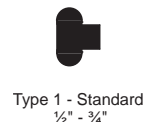


Silicone - Clear

Features:

- color code: no dot
- peroxide cured
- meets 21CFR 177.2600

Size	Silicone Part #
1/2"	42MP-XC50
3/4"	42MP-XC75
1"	40MP-XC100
1 1/2"	40MP-XC150
2"	40MP-XC200
2 1/2"	40MP-XC250
3"	40MP-XC300
4"	40MP-XC400




Clamp Gaskets

PTFE - White

Features:

- color code: no dot
- meets 21CFR 177.1550
- passed USP Class VI Cytotoxicity testing
- not recommended for use with bolted clamps

Size	PTFE Part #
1/2"	42MP-G50
3/4"	42MP-G75
1"	40MP-G100
1 1/2"	40MP-G150
2"	40MP-G200
2 1/2"	40MP-G250
3"	40MP-G300
4"	40MP-G400
5"	40MP-G500
6"	40MP-G600
8"	40MP-G800
10"	40MP-G1000
12"	40MP-G1200

PTFE is a material subject to plastic flow. When cycled through heat and then cooled down in process lines, PTFE gaskets will not return to the original configuration and it will continue to compress as the cycling continues. This plastic flow will allow leakage if clamp torques are not maintained. 

Sanitary Fittings



Type 1 - Standard
1/2" - 3/4"




Type 1 - Standard
1" and larger

Buna-N Flanged - Black

Features:

- color code: red dot
- meets 21CFR 177.2600
- not recommended for use with bolted clamps

Size	Buna-N Part #
1"	40MPF-U100
1 1/2"	40MPF-U150
2"	40MPF-U200
2 1/2"	40MPF-U250
3"	40MPF-U300
4"	40MPF-U400
6"	40MPF-U600
8"	40MPF-U800
10"	40MPF-U1000
12"	40MPF-U1200



Type 2 - Flanged
1" and larger

Buna-N Flanged - White

Features:

- color code: red dot
- meets 21CFR 177.2600
- not recommended for use with bolted clamps

Size	Buna-N Part #
1"	40MPF-UW100
1 1/2"	40MPF-UW150
2"	40MPF-UW200
2 1/2"	40MPF-UW250
3"	40MPF-UW300
4"	40MPF-UW400
6"	40MPF-UW600



Type 2 - Flanged
1" and larger

Visit canada.dixonvalve.com for sizing charts

Clamp Gaskets

EPDM Flanged - Black

Features:

- color code: three green dots
- peroxide cured
- meets 21CFR 177.2600
- passed USP Class VI Cytotoxicity testing
- not recommended for use with bolted clamps

Size	EPDM Part #
1"	40MPF-E100
1½"	40MPF-E150
2"	40MPF-E200
2½"	40MPF-E250
3"	40MPF-E300
4"	40MPF-E400
6"	40MPF-E600
8"	40MPF-E800
10"	40MPF-E1000
12"	40MPF-E1200

Type 2 - Flanged
1" and larger

FKM Flanged - Black

Features:

- color code: one white dot, one yellow dot
- peroxide cured
- meets 21CFR 177.2600
- passed USP Class VI Cytotoxicity testing
- not recommended for use with bolted clamps

Size	FKM Part #
1"	40MPF-SFY100
1½"	40MPF-SFY150
2"	40MPF-SFY200
2½"	40MPF-SFY250
3"	40MPF-SFY300
4"	40MPF-SFY400
6"	40MPF-SFY600
8"	40MPF-SFY800
10"	40MPF-SFY1000
12"	40MPF-SFY1200

Type 2 - Flanged
1" and larger

Silicone Flanged - White

Features:

- color code: pink dot
- peroxide cured
- meets 21CFR 177.2600
- passed USP Class VI Cytotoxicity testing
- not recommended for use with bolted clamps

Size	Silicone Part #
1"	40MPF-XW100
1½"	40MPF-XW150
2"	40MPF-XW200
2½"	40MPF-XW250
3"	40MPF-XW300
4"	40MPF-XW400
6"	40MPF-XW600
8"	40MPF-XW800
10"	40MPF-XW1000
12"	40MPF-XW1200

Type 2 - Flanged
1" and larger

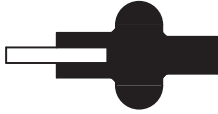
Clamp Gaskets

Buna-N Mesh Screen, 316

Features:

- color code: red dot
- meets 21CFR 177.2600
- 10 mesh standard, other mesh available-call for details

Size	Buna-N Part #
1"	40MPS-U100
1½"	40MPS-U150
2"	40MPS-U200
2½"	40MPS-U250
3"	40MPS-U300
4"	40MPS-U400



Type 3 - Mesh

PTFE Envelope with EPDM Filler

Features:

- color code: usually not marked
- peroxide cured EPDM
- meets 21CFR 177.1550
- PTFE passed USP Class VI Cytotoxicity testing

Size	PTFE with EPDM Filler Part #
½"	42MP-GRE50
1"	40MP-GRE100
1½"	40MP-GRE150
2"	40MP-GRE200
2½"	40MP-GRE250
3"	40MP-GRE300
4"	40MP-GRE400
6"	40MP-GRE600



PTFE Envelope with FKM Filler

Features:

- color code: usually not marked
- peroxide cured FKM
- meets 21CFR 177.1550
- PTFE passed USP Class VI Cytotoxicity testing

Size	PTFE with FKM Filler Part #
1"	40MP-GR100
1½"	40MP-GR150
2"	40MP-GR200
2½"	40MP-GR250
3"	40MP-GR300
4"	40MP-GR400
6"	40MP-GR600



PTFE is a material subject to plastic flow. When cycled through heat and then cooled down in process lines, PTFE gaskets will not return to the original configuration and it will continue to compress as the cycling continues. This plastic flow will allow leakage if clamp torques are not maintained.



Metal Detectable Clamp Gaskets

Materials:

- Metal detectable gaskets are impregnated with stainless steel particles. The addition of stainless steel allows a gasket or gasket pieces to be found with metal detection equipment.

Buna-N**Features:**

- good general use where temperature extremes do not exist
- minimum temperature: **-20°F (-29°C)**
- maximum temperature: **212°F (100°C)**

Size	Buna-N Part #
1"	40MP-UZ100
1½"	40MP-UZ150
2"	40MP-UZ200
2½"	40MP-UZ250
3"	40MP-UZ300
4"	40MP-UZ400

Type 1 - Standard
1" and larger**EPDM****Features:**

- resistant to steam, water and base solutions
- minimum temperature: **-70°F (-57°C)**
- maximum temperature: **310°F (154°C)**

Size	EPDM Part #
1"	40MP-EZ100
1½"	40MP-EZ150
2"	40MP-EZ200
2½"	40MP-EZ250
3"	40MP-EZ300
4"	40MP-EZ400

Type 1 - Standard
1" and larger**FKM****Features:**

- resistant to steam, heat and high acid solutions
- minimum temperature: **-20°F (-29°C)**
- maximum temperature: **410°F (410°C)**

Size	FKM Part #
1"	40MP-SFYZ100
1½"	40MP-SFYZ150
2"	40MP-SFYZ200
2½"	40MP-SFYZ250
3"	40MP-SFYZ300
4"	40MP-SFYZ400

Type 1 - Standard
1" and larger

Cam and Groove Transition Fittings ¹

Adapter x Clamp End



Size	316 Stainless Steel Part #
1½"	RE150SE
2"	RE200SE
3"	RE300SE

Coupler x Clamp End



Size	316 Stainless Steel Part #
1½"	RC150SE
2"	RC200SE
3"	RC300SE

Dixon® Weld to Tube Cam and Groove ¹

Features:

- designed to be welded to standard sanitary tubing
- 316 stainless steel investment casting

Adapter x Weld to Tube End



Size	316 Stainless Steel Part #
1"	RE100BT
1½"	RE150BT
2"	RE200BT
3"	RE300BT

Boss-Lock™ Coupler x Weld to Tube End



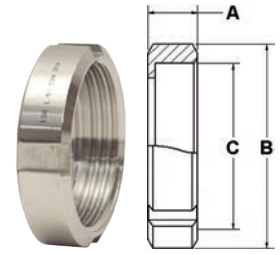
Size	316 Stainless Steel Part #
1"	RC100BT
1½"	RC150BT
2"	RC200BT
3"	RC300BT

¹ for all other cam and groove options see pages 120-158

European Fittings - DIN

DIN 11851 Round Nuts - 13R

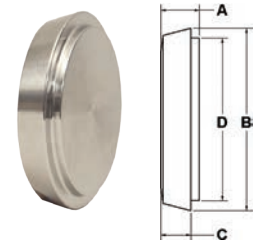
Nominal Size	A (mm)	B (mm)	C (mm)	304 Stainless Steel Part Number
1"	21.0	63.0	52 x 1/6	13R-G100DIN
1½"	21.0	78.0	65 x 1/6	13R-G150DIN
2"	22.0	92.0	78 x 1/6	13R-G200DIN
2½"	25.0	112.0	95 x 1/6	13R-G250DIN
3"	30.0	127.0	110 x 1/4	13R-G300DIN
4"	31.0	148.0	130 x 1/4	13R-G400DIN



Sanitary Fittings

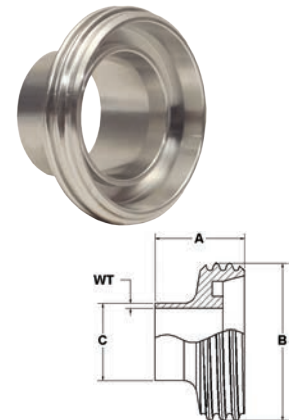
DIN Blank Caps - 16AMP

Nominal Size	A (mm)	B (mm)	C (mm)	D (mm)	316 Stainless Steel Part Number
1"	13.0	44.0	9.9	35.0	16AMP-R100DIN
1½"	13.0	56.0	9.9	48.0	16AMP-R150DIN
2"	14.0	68.0	10.9	61.0	16AMP-R200DIN
2½"	16.0	86.0	11.9	79.0	16AMP-R250DIN
3"	16.0	100.0	11.9	93.0	16AMP-R300DIN
4"	20.1	120.0	15.0	114.0	16AMP-R400DIN



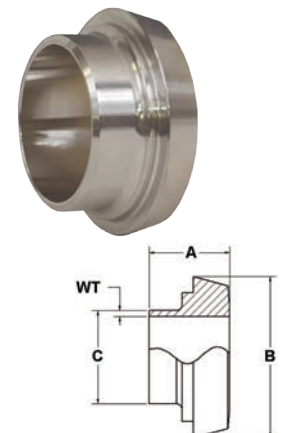
DIN Welding Males - 15A

Nominal Size	WT (mm)	A (mm)	B (mm)	C (mm)	316 Stainless Steel Part Number
1"	1.6	29.0	52 x 1/6	25.4	15A-R100DIN
1½"	1.6	33.0	65 x 1/6	38.1	15A-R150DIN
2"	1.7	35.0	78 x 1/6	51.0	15A-R200DIN
2½"	1.6	40.0	95 x 1/6	63.5	15A-R250DIN
3"	1.6	45.0	110 x 1/4	76.2	15A-R300DIN
4"	2.0	54.0	130 x 1/4	101.6	15A-R400DIN



DIN Welding Liners - 14A

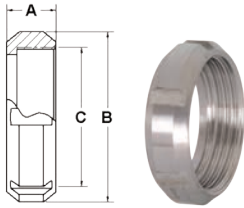
Nominal Size	WT (mm)	A (mm)	B (mm)	C (mm)	316 Stainless Steel Part Number
1"	1.6	22.0	44.0	25.4	14A-R100DIN
1½"	1.6	26.0	56.0	38.1	14A-R150DIN
2"	1.7	28.0	68.0	51.0	14A-R200DIN
2½"	1.6	32.0	86.0	63.5	14A-R250DIN
3"	1.6	37.0	100.0	76.2	14A-R300DIN
4"	2.0	44.0	121.0	101.6	14A-R400DIN



Manufactured in accordance to Imperial DIN 11851

European Fittings - SMS

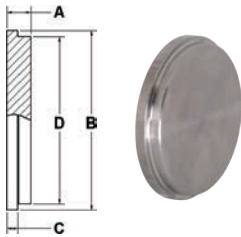
Sanitary Fittings



Round Nuts - 13R


Nominal Size	A (mm)	B (mm)	C (mm)	304 Stainless Steel Part Number
1"	19.0	51.0	40 x 1/6	13R-G100SMS
1½"	23.0	74.0	60 x 1/6	13R-G150SMS
2"	24.0	84.0	70 x 1/6	13R-G200SMS
2½"	28.0	100.0	85 x 1/6	13R-G250SMS
3"	30.0	114.0	98 x 1/6	13R-G300SMS
4"	31.0	138.0	125 x 1/4	13R-G400SMS

Blank Caps - 16AMP



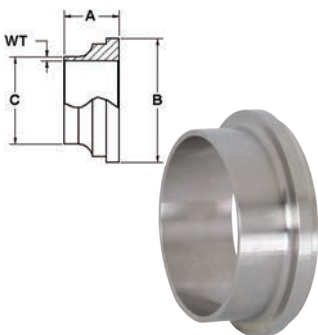
Nominal Size	A (mm)	B (mm)	C (mm)	D (mm)	316 Stainless Steel Part Number
1"	7.5	35.5	3.6	32.0	16AMP-R100SMS
1½"	8.0	55.0	4.1	47.9	16AMP-R150SMS
2"	9.0	65.0	4.1	60.4	16AMP-R200SMS
2½"	9.0	80.0	4.1	73.5	16AMP-R250SMS
3"	11.0	93.0	5.1	86.5	16AMP-R300SMS
4"	11.0	118.0	5.8	112.5	16AMP-R400SMS

Welding Males - 15A



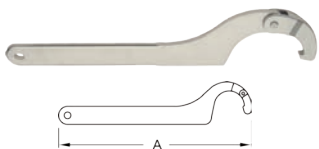
Nominal Size	WT (mm)	A (mm)	B (mm)	C (mm)	316 Stainless Steel Part Number
1"	1.25	19.0	40 x 1/6	25.0	15A-R100SMS
1½"	1.25	23.0	60 x 1/6	38.0	15A-R150SMS
2"	1.25	23.0	70 x 1/6	51.0	15A-R200SMS
2½"	1.50	27.0	85 x 1/6	63.5	15A-R250SMS
3"	1.60	27.0	98 x 1/6	76.1	15A-R300SMS
4"	2.00	30.0	125 x 1/4	101.6	15A-R400SMS

Welding Liners - 14A



Nominal Size	WT (mm)	A (mm)	B (mm)	C (mm)	316 Stainless Steel Part Number
1"	1.25	15.5	35.5	25.0	14A-R100SMS
1½"	1.25	16.0	55.0	38.0	14A-R150SMS
2"	1.25	17.0	65.0	51.0	14A-R200SMS
2½"	1.50	17.0	80.0	63.5	14A-R250SMS
3"	1.60	19.0	93.0	76.1	14A-R300SMS
4"	2.00	19.0	118.0	101.6	14A-R400SMS

DIN and SMS Spanner Wrenches - SP



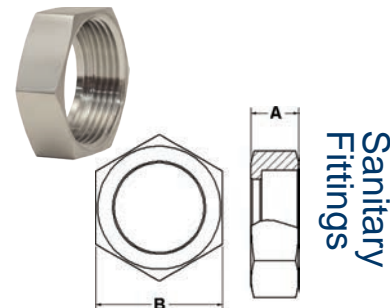
Used On Nominal Size	A (mm)	Nickel Plated Steel Part Number
1" - 1½"	247.7	DIN-SMS-60/90SP
2" - 4"	330.2	DIN-SMS90/155SP

Manufactured in accordance to Swedish Milk Standard ISO 2037 and ISO 2851

European Fittings - RJT BS: 4825

Hex Nuts - 13H

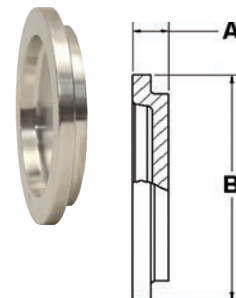
Nominal Size	A (mm)	B (mm)	304 Stainless Steel Part Number
1"	22.2	50.80	13H-G100RJT
1½"	22.2	65.02	13H-G150RJT
2"	22.2	79.25	13H-G200RJT
2½"	22.2	91.95	13H-G250RJT
3"	22.2	104.65	13H-G300RJT
4"	22.2	130.05	13H-G400RJT



Sanitary Fittings

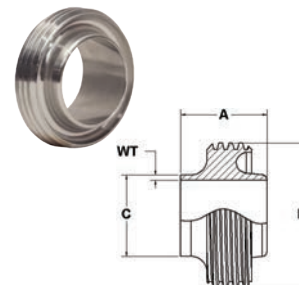
Blank Caps - 13RBN

Nominal Size	A (mm)	B (mm)	304 Stainless Steel Part Number
1"	8.2	41.3	13RBN-G100RJT
1½"	8.2	54.0	13RBN-G150RJT
2"	8.2	66.7	13RBN-G200RJT
2½"	8.2	79.4	13RBN-G250RJT
3"	8.2	92.1	13RBN-G300RJT
4"	8.2	117.5	13RBN-G400RJT



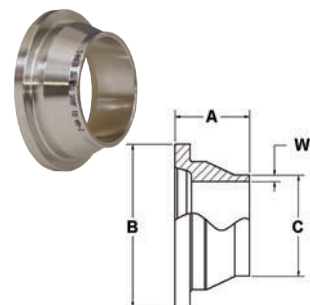
Welding Males - 15A

Nominal Size	WT (mm)	A (mm)	B (mm)	C (mm)	316 Stainless Steel Part Number
1"	1.73	27.0	45.72 x 1/8	25.65	15A-R100RJT
1½"	1.73	27.0	58.42 x 1/8	38.35	15A-R150RJT
2"	1.73	27.0	72.72 x 1/6	51.05	15A-R200RJT
2½"	1.73	27.0	85.42 x 1/6	63.75	15A-R250RJT
3"	1.73	27.0	98.12 x 1/6	76.45	15A-R300RJT
4"	2.13	27.0	123.52 x 1/6	101.85	15A-R400RJT



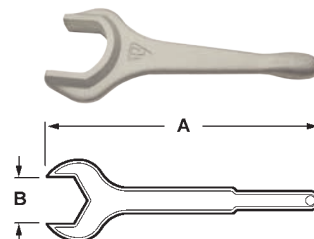
Welding Liners - 14A

Nominal Size	WT (mm)	A (mm)	B (mm)	C (mm)	316 Stainless Steel Part Number
1"	1.73	19.5	41.3	25.65	14A-R100RJT
1½"	1.73	19.5	54.0	38.35	14A-R150RJT
2"	1.73	19.5	66.7	51.05	14A-R200RJT
2½"	1.73	19.5	79.4	63.75	14A-R250RJT
3"	1.73	19.5	92.1	76.45	14A-R300RJT
4"	2.13	19.5	117.5	101.85	14A-R400RJT



Spanner Wrenches - SP

Size	A (mm)	B (mm)	Aluminum Part Number
1"	254.00	50.80	RJT-100SP
1½"	292.10	65.02	RJT-150SP
2"	304.80	79.25	RJT-200SP
2½"	342.80	91.95	RJT-250SP
3"	368.30	104.65	RJT-300SP
4"	444.50	130.05	RJT-400SP



Manufactured in accordance to BS 4825

European Fittings - Gaskets

DIN Buna-N - Black

Feature:

- color code: red dot

Approval:

- meets 21CFR 177.2600

Nominal Size	ID (mm)	OD (mm)	DIN 11851 Part Number
1"	29.97	39.88	40MP-U100DIN
1½"	41.91	52.07	40MP-U150DIN
2"	54.10	64.01	40MP-U200DIN
2½"	71.12	81.03	40MP-U250DIN
3"	85.09	95.00	40MP-U300DIN
4"	103.89	114.05	40MP-U400DIN

Sanitary Fittings



SMS Buna-N - Black

Feature:

- color code: red dot

Approval:

- meets 21CFR 177.2600

Nominal Size	ID (mm)	OD (mm)	L Style Part Number
1"	24.89	32.00	40MP-U100SMS
1½"	37.49	48.00	40MP-U150SMS
2"	50.80	61.00	40MP-U200SMS
2½"	63.50	73.40	40MP-U250SMS
3"	75.95	86.10	40MP-U300SMS
4"	103.89	114.00	40MP-U400SMS



RJT Buna-N - Black

Feature:

- color code: red dot

Approval:

- meets 21CFR 177.2600

Nominal Size	ID (mm)	OD (mm)	Part Number
1"	26.92	6.35	40MP-U100RJT
1½"	39.62	6.35	40MP-U150RJT
2"	52.32	6.35	40MP-U200RJT
2½"	65.08	6.35	40MP-U250RJT
3"	77.72	6.35	40MP-U300RJT
4"	103.12	6.35	40MP-U400RJT

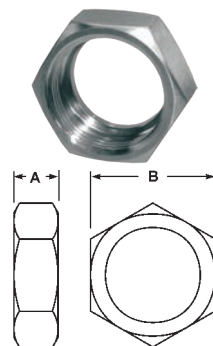


Bevel Seat Nuts - 13H

Feature:

- maximum operating pressure: **400 PSI**

Tube OD	Dimensions		304 Stainless Steel (CF8) Part #
	A	B	
1"	.906"	1.812"	13H-G100
1½"	.968"	2.406"	13H-G150
2"	1.062"	3.000"	13H-G200
2½"	1.187"	3.594"	13H-G250
3"	1.281"	4.188"	13H-G300
4"	1.500"	5.438"	13H-G400

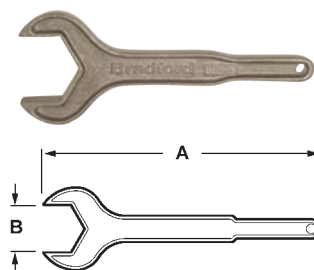


Sanitary Fittings

Bevel Seat Wrenches


Single Sided Hex - 25H

Tube OD	Dimensions		Aluminum Part #
	A	B	
1"	10.500"	1.812"	25H-100
1½"	12.000"	2.406"	25H-150
2"	14.000"	3.000"	25H-200
2½"	16.250"	3.594"	25H-250
3"	18.500"	4.188"	25H-300
4"	19.500"	5.438"	25H-400



Two Sided Hex - 25H

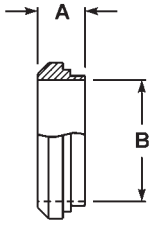
Tube OD	Dimensions			Aluminum Part #
	A	B	C	
1½" x 1"	12.000"	2.406"	1.812"	25H-150100
2" x 1½"	14.000"	3.000"	2.406"	25H-200150
2½" x 2"	16.500"	3.594"	3.000"	25H-250200
3" x 2"	18.000"	4.188"	3.000"	25H-300200
3" x 2½"	18.000"	4.188"	3.594"	25H-300250



Bevel Seat Ferrules

Short Plain Weld - 14PRF

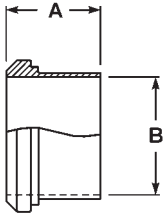
Sanitary Fittings



Tube OD	Dimensions		304 Stainless Steel Part #
	A	B	
1"	.718"	.870"	14PRF-G100
1½"	.718"	1.370"	14PRF-G150
2"	.750"	1.870"	14PRF-G200
2½"	.875"	2.370"	14PRF-G250
3"	.906"	2.870"	14PRF-G300
4"	1.031"	3.834"	14PRF-G400



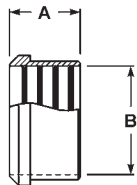
Long Plain Weld - 14A



Tube OD	Dimensions		304 Stainless Steel Part #
	A	B	
1"	1.375"	.870"	14A-G100
1½"	1.500"	1.370"	14A-G150
2"	1.500"	1.870"	14A-G200
2½"	1.750"	2.370"	14A-G250
3"	1.750"	2.870"	14A-G300
4"	1.750"	3.834"	14A-G400



Recessless Plain for Expanding - 14R

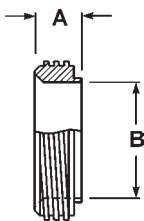


Tube OD	Dimensions		304 Stainless Steel Part #
	A	B	
1½"	1.125"	1.505"	14R-G150
2"	1.312"	2.005"	14R-G200
2½"	1.375"	2.505"	14R-G250
3"	1.437"	3.005"	14R-G300
4"	1.500"	4.005"	14R-G400

¹ Meets 3-A Standard Number 63-03 when used to modify or repair existing on-site farm milk handling systems.



Short Threaded Weld - 15TRF



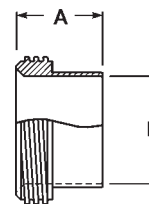
Tube OD	Dimensions		304 Stainless Steel Part #
	A	B	
1"	.718"	.870"	15TRF-G100
1½"	.718"	1.370"	15TRF-G150
2"	.750"	1.870"	15TRF-G200
2½"	.875"	2.370"	15TRF-G250
3"	.906"	2.870"	15TRF-G300
4"	1.031"	3.834"	15TRF-G400

Bevel Seat Ferrules

Long Threaded Weld - 15A



Tube OD	Dimensions		304 Stainless Steel Part #
	A	B	
1"	1.375"	.870"	15A-G100
1½"	1.500"	1.370"	15A-G150
2"	1.500"	1.870"	15A-G200
2½"	1.750"	2.370"	15A-G250
3"	1.750"	2.870"	15A-G300
4"	1.750"	3.834"	15A-G400

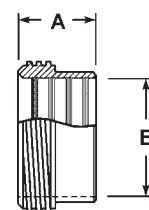


Sanitary Fittings

Recessless Threaded for Expanding - 15R



Tube OD	Dimensions		304 Stainless Steel Part #
	A	B	
1	.812"	1.005"	15R-G100
1½"	1.125"	1.505"	15R-G150
2"	1.375"	2.005"	15R-G200
2½"	1.500"	2.505"	15R-G250
3"	1.625"	3.005"	15R-G300
4"	1.675"	4.005"	15R-G400



¹ Meets 3-A Standard Number 63-03 when used to modify or repair existing on-site farm milk handling systems.

Bevel Seat End Caps

Plain Solid - 16A



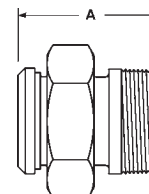
Tube OD	Dimension A	304 Stainless Steel Part #
1"	1.312"	16A-G100
1½"	1.843"	16A-G150
2"	2.375"	16A-G200
2½"	2.906"	16A-G250
3"	3.437"	16A-G300
4"	4.500"	16A-G400



Bevel Seat Adapters

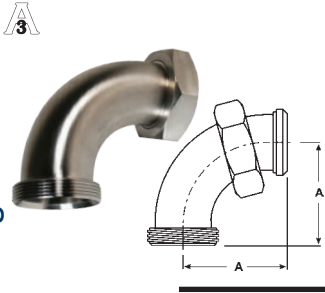
Plain x Male NPT with Hex Nut - 14-19

Tube OD	Dimension A	304 Stainless Steel Part #
1½"	3.250"	14-19-G150
2"	3.312"	14-19-G200
3"	4.250"	14-19-G300



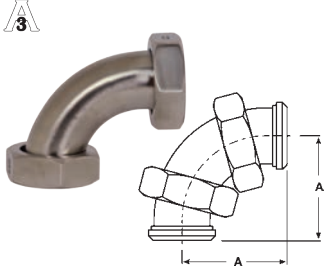
Bevel Seat Elbows

90° Threaded x Plain with Hex Nut - B2F



Tube OD	Dimension A	304 Stainless Steel Part #
1½"	2.968"	B2F-G150
2"	3.750"	B2F-G200
2½"	4.625"	B2F-G250
3"	5.406"	B2F-G300

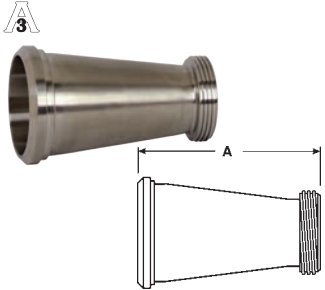
90° Plain x Plain with Hex Nut - B2E



Tube OD	Dimension A	304 Stainless Steel Part #
1½"	2.968"	B2E-G150
2"	3.750"	B2E-G200
2½"	4.625"	B2E-G250
3"	5.406"	B2E-G300

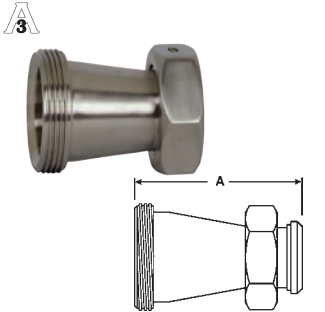
Bevel Seat Reducers

Plain x Threaded Concentric - B3115F



Tube OD	Dimension A	304 Stainless Steel Part #
2" x 1½"	3.468"	B3115F-G200150
2½" x 2"	3.625"	B3115F-G250200
3" x 2"	5.656"	B3115F-G300200
3" x 2½"	3.781"	B3115F-G300250
4" x 3"	5.937"	B3115F-G400300

Threaded x Plain with Hex Nut Concentric - B31TP



Tube OD	Dimension A	304 Stainless Steel Part #
2" x 1½"	3.468"	B31TP-G200150
2½" x 2"	3.625"	B31TP-G250200
3" x 2"	5.656"	B31TP-G300200
3" x 2½"	3.781"	B31TP-G300250
4" x 3"	5.937"	B31TP-G400300

Breakaway Coupling - Bevel Seat

Application:

- minimizes spillage and damage associated with pull away and drive away incidents

Materials:

- 316 stainless steel polished to standard $32R_a$, 3A finish
- clamp gasket: EPDM standard, optional material available

Features:

- designed to be installed between a fixed point and a hose
- 13kN break load bolts standard, other break loads available
- coupling breaks away with an excessive load
- other sizes / connections available

Specification:

- working pressure: **350 PSI @ 70°F (21°C)**



Size	316 Stainless Steel Part #
2"	SBC-E200TP13
3"	SBC-E300TP13





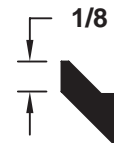
Bevel Seat Gaskets

Buna-N - Black

Features:

- color code: red dot
- meets 21CFR 177.2600

Size	Buna-N Part #
1"	40BS-O100
1½"	40BS-O150
2"	40BS-O200
2½"	40BS-O250
3"	40BS-O300
4"	40BS-O400



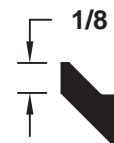
Sanitary Fittings

PTFE - White

Features:

- color code: no dot
- meets 21CFR 177.1550
- passed USP Class VI Cytotoxicity testing

Size	PTFE Part #
1"	40BS-S100
1½"	40BS-S150
2"	40BS-S200
2½"	40BS-S250
3"	40BS-S300
4"	40BS-S400

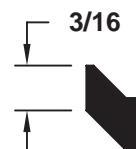


Heavy PTFE - White

Features:

- color code: no dot
- meets 21CFR 177.1550
- passed USP Class VI Cytotoxicity testing

Size	PTFE Part #
1"	40BS-H100
1½"	40BS-H150
2"	40BS-H200
2½"	40BS-H250
3"	40BS-H300
4"	40BS-H400



PTFE is a material subject to plastic flow. When cycled through heat and then cooled down in process lines, PTFE gaskets will not return to the original configuration and it will continue to compress as the cycling continues. This plastic flow will allow leakage if clamp torques are not maintained.



I-line / Q-line Clamps

Heavy Duty - 13ILH

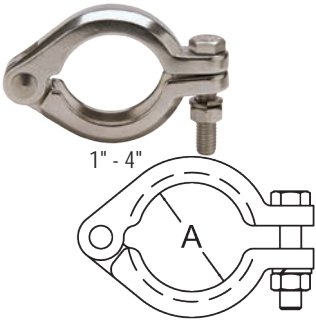
Sanitary Fittings



Tube OD	Service Pressure PSI Rating @ 70°F (21°C) ¹	Service Pressure PSI Rating @ 250°F (121°C) ¹	Dimension A	304 Stainless Steel Part #
1" - 1½"	700	250	2.122"	13ILH100-150
2"	450	250	2.654"	13ILH200
2½"	450	200	3.185"	13ILH250
3"	350	150	3.717"	13ILH300
4"	200	125	4.820"	13ILH400
6"	150	100	7.689"	13ILH600
8"	125	75	9.689"	13ILH800

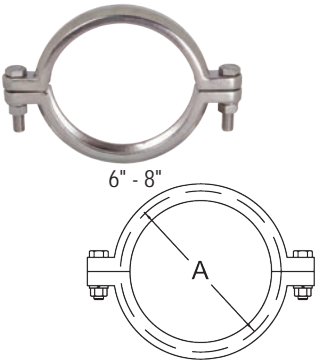
¹ wing nut tightened to 25 in. lbs. of torque

Bolted - 13ILB



Tube OD	Service Pressure PSI Rating @ 70°F (21°C) ¹	Service Pressure PSI Rating @ 250°F (121°C) ¹	Dimension A	304 Stainless Steel Part #
1" - 1½"	1220	1100	2.122"	13ILB100-150
2"	900	830	2.654"	13ILB200
2½"	720	660	3.185"	13ILB250
3"	600	550	3.717"	13ILB300
4"	570	525	4.820"	13ILB400

¹ nut tightened to 20 ft. lbs. of torque



Tube OD	Service Pressure PSI Rating @ 70°F (21°C) ¹	Service Pressure PSI Rating @ 250°F (121°C) ¹	Dimension A	304 Stainless Steel Part #
6"	300	200	7.689"	13ILB600
8"	250	150	9.689"	13ILB800

¹ nut tightened to 20 ft. lbs. of torque

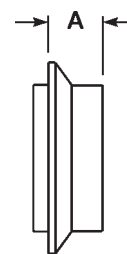


I-Line - Ferrules

Male Short Weld - 14WI



Tube OD	Dimension A	304 Stainless Steel Part #	316L Stainless Steel Part #
1"	.600"	14WI-G100	14WI-R100
1½"	.765"	14WI-G150	14WI-R150
2"	.790"	14WI-G200	14WI-R200
2½"	.848"	14WI-G250	14WI-R250
3"	.906"	14WI-G300	14WI-R300
4"	1.031"	14WI-G400	14WI-R400
6"	.940"	---	14WI-R600
8"	.940"	---	14WI-R800

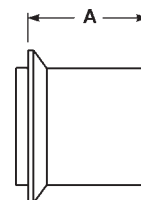


Sanitary Fittings

Male Long Weld - 14WLI



Tube OD	Dimension A	304 Stainless Steel Part #	316L Stainless Steel Part #
1"	1.562"	14WLI-G100	14WLI-R100
1½"	1.843"	14WLI-G150	14WLI-R150
2"	2.062"	14WLI-G200	14WLI-R200
2½"	2.188"	14WLI-G250	14WLI-R250
3"	2.375"	14WLI-G300	14WLI-R300
4"	2.688"	14WLI-G400	14WLI-R400
6"	2.688"	---	14WLI-R600



Female Short Weld - 15WI



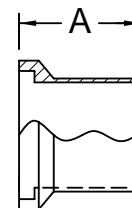
Tube OD	Dimension A	304 Stainless Steel Part #	316L Stainless Steel Part #
1"	.785"	15WI-G100	15WI-R100
1½"	.950"	15WI-G150	15WI-R150
2"	1.040"	15WI-G200	15WI-R200
2½"	1.160"	15WI-G250	15WI-R250
3"	1.220"	15WI-G300	15WI-R300
4"	1.350"	15WI-G400	15WI-R400
6"	1.125"	---	15WI-R600
8"	1.125"	---	15WI-R800



Female Long Weld - 15WLI



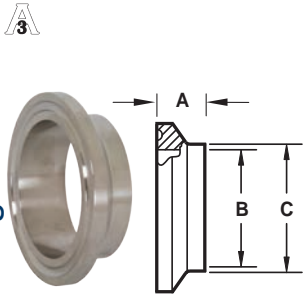
Tube OD	Dimension A	304 Stainless Steel Part #	316L Stainless Steel Part #
1"	1.750"	15WLI-G100	15WLI-R100
1½"	2.031"	15WLI-G150	15WLI-R150
2"	2.312"	15WLI-G200	15WLI-R200
2½"	2.500"	15WLI-G250	15WLI-R250
3"	2.688"	15WLI-G300	15WLI-R300
4"	3.000"	15WLI-G400	15WLI-R400
6"	3.000"	---	15WLI-R600



Q-Line - Ferrules

Weld - 14WQ

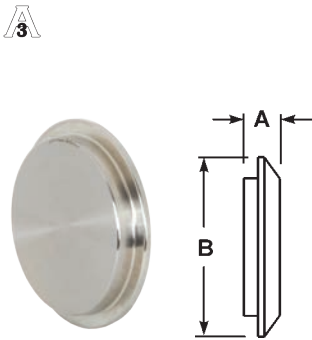
Sanitary Fittings



Tube OD	Dimensions			304 Stainless Steel Part #
	A	B	C	
1"	.531"	.870"	1.000"	14WQ-G100
1½"	.563"	1.370"	1.500"	14WQ-G150
2"	.813"	1.870"	2.000"	14WQ-G200
2½"	.938"	2.370"	2.500"	14WQ-G250
3"	.938"	2.870"	3.000"	14WQ-G300
4"	1.000"	3.834"	4.000"	14WQ-G400

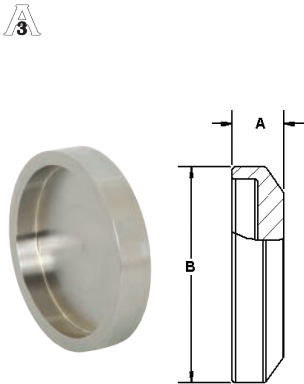
I-Line / Q-Line - End Caps

Male Solid - 16AI-14I



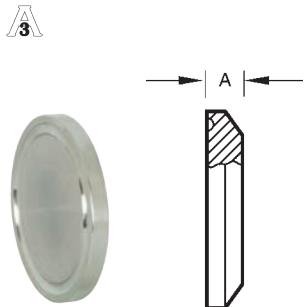
Tube OD	Dimensions		304 Stainless Steel Part #	316L Stainless Steel Part #
	A	B		
1"	.500"	1.985"	16AI-14I100	16AI-14I100R
1½"	.500"	1.985"	16AI-14I150	16AI-14I150R
2"	.562"	2.640"	16AI-14I200	16AI-14I200R
2½"	.750"	3.307"	16AI-14I250	16AI-14I250R
3"	.750"	3.870"	16AI-14I300	16AI-14I300R
4"	.750"	4.870"	16AI-14I400	16AI-14I400R
6"	.750"	7.495"	---	16AI-14I600R
8"	.800"	9.495"	---	16AI-14I800R

Female Solid - 16AI-15I



Tube OD	Dimensions		304 Stainless Steel Part #	316L Stainless Steel Part #
	A	B		
1"	.500"	1.985"	16AI-15I100	16AI-15I100R
1½"	.500"	1.985"	16AI-15I150	16AI-15I150R
2"	.562"	2.640"	16AI-15I200	16AI-15I200R
2½"	.750"	3.307"	16AI-15I250	16AI-15I250R
3"	.750"	3.870"	16AI-15I300	16AI-15I300R
4"	.765"	4.870"	16AI-15I400	16AI-15I400R
6"	.869"	7.495"	---	16AI-15I600R
8"	.800"	9.495"	---	16AI-15I800R

Solid - 16AQ



Tube OD	Dimension A	304 Stainless Steel Part #
1"	.313"	16AQ-G100
1½"	.313"	16AQ-G150
2"	.438"	16AQ-G200
2½"	.500"	16AQ-G250
3"	.500"	16AQ-G300
4"	.625"	16AQ-G400

I-line Gaskets

3/32" Buna-N - Black

Features:

- color code: red dot
- meets 21CFR 177.2600

Size	Buna-N Part #
1"	40IH100
1½"	40IH150
2"	40IH200
2½"	40IH250
3"	40IH300
4"	40IH400
6"	40IH600
8"	40IH800



1/16" PTFE - White

Features:

- color code: no dot
- meets 21CFR 177.1550
- passed USP class VI cytotoxicity testing

Size	PTFE Part #
1"	40IT100
1½"	40IT150
2"	40IT200
2½"	40IT250
3"	40IT300
4"	40IT400
6"	40IT600
8"	40IT800



PTFE is a material subject to plastic flow. When cycled through heat and then cooled down in process lines, PTFE gaskets will not return to the original configuration and it will continue to compress as the cycling continues. This plastic flow will allow leakage if clamp torques are not maintained.



3/32" EPDM - White

Features:

- color code: three green dots
- meets 21CFR 177.2600
- passed USP class VI cytotoxicity testing
- peroxide cured

Size	EPDM Part #
1"	40IE100
1½"	40IE150
2"	40IE200
2½"	40IE250
3"	40IE300
4"	40IE400
6"	40IE600
8"	40IE800



I-line Gaskets

1/16" FKM - Black

Features:

- color code: one white dot, one yellow dot
- meets 21CFR 177.1550
- passed USP Class VI Cytotoxicity testing
- peroxide cured



Size	FKM Part #
1"	40IV100
1½"	40IV150
2"	40IV200
2½"	40IV250
3"	40IV300
4"	40IV400
6"	40IV600
8"	40IV800

Q-line Gaskets

Buna-N - Black

Features:

- color code: red dot
- meets 21CFR 177.2600



Size	Buna-N Part #
1"	40QH100
1½"	40QH150
2"	40QH200
2½"	40QH250
3"	40QH300
4"	40QH400


PTFE - White

Features:

- color code: no dot
- meets 21CFR 177.1550
- passed USP Class VI Cytotoxicity testing




Size	PTFE Part #
1"	40QT100
1½"	40QT150
2"	40QT200
2½"	40QT250
3"	40QT300
4"	40QT400

PTFE is a material subject to plastic flow. When cycled through heat and then cooled down in process lines, PTFE gaskets will not return to the original configuration and it will continue to compress as the cycling continues. This plastic flow will allow leakage if clamp torques are not maintained. 

Pipe Size Clamps

Schedule 5S and 10S Single Pin Heavy Duty - 13MHHV


Pipe Size	Service Pressure PSI Rating @ 70°F (21°C) ¹	Dimension A	304 Stainless Steel Part #
1"	500	2.122"	13MHHV100
1½"	450	2.654"	13MHHV150
2"	400	3.185"	13MHHV200
2½"	350	3.717"	13MHHV250
3"	250	4.263"	13MHHV300
4"	150	5.263"	13MHHV400
6"	100	7.500"	13MHHV600



¹ wing nut tightened to 25 in. lbs. of torque

Bolted - 13MHPV400

Pipe Size	Service Pressure PSI Rating @ 70°F (21°C) ¹	Dimension A	304 Stainless Steel Part #
4"	400	5.187"	13MHPV400



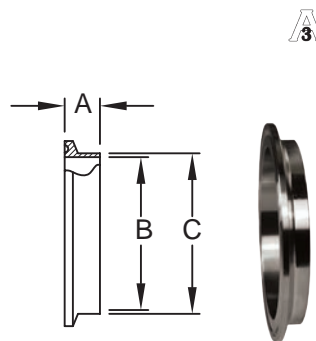
¹ nut tightened to 20 ft. lbs. of torque

• For additional information on pipe dimensions please reference canada.dixonvalve.com.

Pipe Size Ferrules

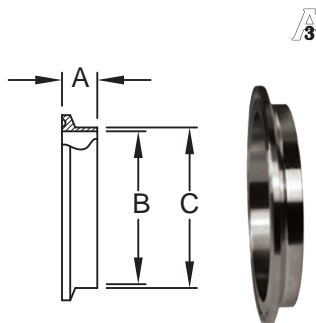
Schedule 5S Short Weld - 14WMV

Pipe Size	Dimensions			316L Stainless Steel Part #
	A	B	C	
1"	.500"	1.185"	1.315"	14WMV-R100
1½"	.500"	1.770"	1.900"	14WMV-R150
2"	.500"	2.245"	2.375"	14WMV-R200
2½"	.500"	2.709"	2.875"	14WMV-R250
3"	.500"	3.334"	3.500"	14WMV-R300
4"	.625"	4.334"	4.500"	14WMV-R400
6"	.875"	6.407"	6.625"	14WMV-R600



Schedule 10S Short Weld - 14WMX

Pipe Size	Dimensions			316L Stainless Steel Part #
	A	B	C	
1"	.500"	1.097"	1.315"	14WMX-R100
1½"	.500"	1.682"	1.900"	14WMX-R150
2"	.500"	2.157"	2.375"	14WMX-R200
2½"	.500"	2.635"	2.875"	14WMX-R250
3"	.500"	3.260"	3.500"	14WMX-R300
4"	.625"	4.260"	4.500"	14WMX-R400
6"	.875"	6.350"	6.625"	14WMX-R600



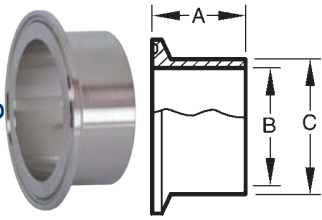
• For additional information on pipe dimensions please reference canada.dixonvalve.com.

Pipe Size Ferrules

Sanitary Fittings



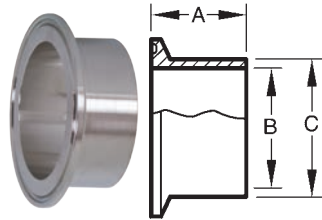
Schedule 5S Long Weld - L14AM7V



Pipe Size	Dimensions			316L Stainless Steel Part #
	A	B	C	
1"	1.125"	1.185"	1.315"	L14AM7V-R100
1½"	1.125"	1.770"	1.900"	L14AM7V-R150
2"	1.125"	2.245"	2.375"	L14AM7V-R200
2½"	1.125"	2.709"	2.875"	L14AM7V-R250
3"	1.125"	3.334"	3.500"	L14AM7V-R300
4"	1.125"	4.334"	4.500"	L14AM7V-R400



Schedule 10S Long Weld - L14AM7X



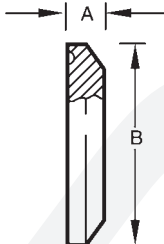
Pipe Size	Dimensions			316L Stainless Steel Part #
	A	B	C	
1"	1.125"	1.097"	1.315"	L14AM7X-R100
1½"	1.125"	1.682"	1.900"	L14AM7X-R150
2"	1.125"	2.157"	2.375"	L14AM7X-R200
2½"	1.125"	2.635"	2.875"	L14AM7X-R250
3"	1.125"	3.260"	3.500"	L14AM7X-R300
4"	1.125"	4.260"	4.500"	L14AM7X-R400

- For additional information on pipe dimensions please reference canada.dixonvalve.com.

Pipe Size End Caps



Schedule 5S and 10S Solid - 16AMV



Pipe Size	Dimensions		304 Stainless Steel Part #	316L Stainless Steel Part #
	A	B		
1"	.250"	1.984"	16AMV-G100	16AMV-R100
1½"	.250"	2.516"	16AMV-G150	16AMV-R150
2"	.250"	3.047"	16AMV-G200	16AMV-R200
2½"	.250"	3.579"	16AMV-G250	16AMV-R250
3"	.312"	4.125"	16AMV-G300	16AMV-R300
4"	.312"	5.125"	16AMV-G400	16AMV-R400

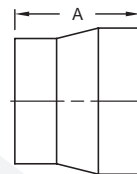
- Specify if you are using a piping system or a tubing system when ordering.
- For additional information on pipe dimensions please reference canada.dixonvalve.com.

Pipe Size Adapters

Tube OD Weld x Schedule 5S Weld - B19WV



Pipe Size	Dimension A	Tube Wall Thickness	Pipe Wall Thickness	316L Stainless Steel Part #
1"	2.000"	.065"	.065"	B19WV-R100
1½"	2.500"	.065"	.065"	B19WV-R150
2"	2.500"	.065"	.065"	B19WV-R200
2½"	2.500"	.065"	.084"	B19WV-R250
3"	2.500"	.065"	.084"	B19WV-R300
4"	3.000"	.084"	.084"	B19WV-R400

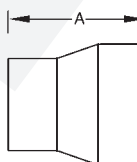


Sanitary Fittings

Tube OD Weld x Schedule 10S Weld - B19WX



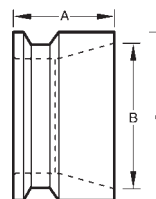
Pipe Size	Dimension A	Tube Wall Thickness	Pipe Wall Thickness	316L Stainless Steel Part #
1"	2.000"	.065"	.109"	B19WX-R100
1½"	2.500"	.065"	.109"	B19WX-R150
2"	2.500"	.065"	.109"	B19WX-R200
2½"	2.500"	.065"	.120"	B19WX-R250
3"	2.500"	.065"	.120"	B19WX-R300
4"	3.000"	.084"	.120"	B19WX-R400



Clamp x Schedule 10S Weld - B19MPX



Pipe Size	Dimensions			Pipe Wall Thickness	316L Stainless Steel Part #
	A	B	C		
1"	1.125"	1.097"	1.315"	.109"	B19MPX-R100
1½"	1.125"	1.682"	1.900"	.109"	B19MPX-R150
2"	1.125"	2.157"	2.375"	.109"	B19MPX-R200
2½"	1.125"	2.635"	2.875"	.120"	B19MPX-R250
3"	1.125"	3.260"	3.500"	.120"	B19MPX-R300
4"	1.125"	4.260"	4.500"	.120"	B19MPX-R400

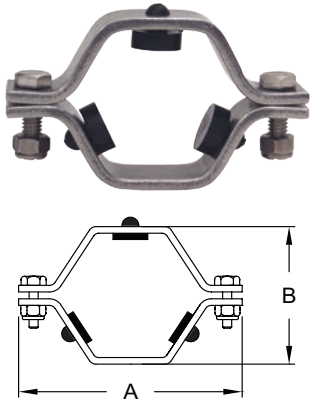


- For additional information on pipe dimensions please reference canada.dixonvalve.com.

Pipe Size Hangers

Hex with Rubber Grommets - B24RV¹

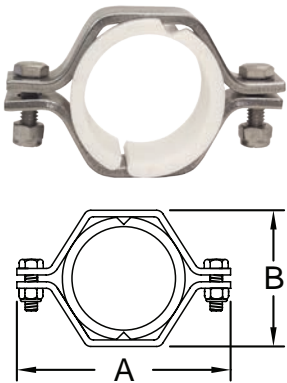
Sanitary Fittings



Pipe Size	Dimensions		304 Stainless Steel Part #
	A	B	
1"	3.7"	2.2"	B24RV-G100
1½"	4.4"	2.8"	B24RV-G150
2"	5.0"	3.3"	B24RV-G200
2½"	5.6"	3.7"	B24RV-G250
3"	6.1"	4.3"	B24RV-G300
4"	7.6"	5.0"	B24RV-G400
6"	9.8"	7.2"	B24RV-G600

¹ for coupler options call Dixon®

Hex with Polypropylene Sleeves - B24PV¹



Pipe Size	Dimensions		304 Stainless Steel Part #
	A	B	
1"	3.750"	2.125"	B24PV-G100
1½"	4.312"	2.625"	B24PV-G150
2"	5.000"	3.125"	B24PV-G200
2½"	5.625"	3.785"	B24PV-G250
3"	6.000"	4.250"	B24PV-G300
4"	7.500"	5.127"	B24PV-G400
6"	9.750"	7.375"	B24PV-G600

¹ for coupler options call Dixon®

Sleeves - 13PV



Size	Polypropylene Part #
1"	13PV-100
1½"	13PV-150
2"	13PV-200
2½"	13PV-250
3"	13PV-300
4"	13PV-400
6"	13PV-600

• For additional information on pipe dimensions please reference canada.dixonvalve.com.

Schedule 5S and 10S Pipe Gaskets

Buna-N - 40MPV-U, Black**Features:**

- color code: red dot
- meets 21CFR 177.2600

Size	Buna-N Part #
1"	40MPV-U100
1½"	40MPV-U150
2"	40MPV-U200
2½"	40MPV-U250
3"	40MPV-U300
4"	40MPV-U400

Sanitary
Fittings**PTFE - 40MPV-G, White****Features:**

- color code: no dot
- meets 21CFR 177.1550
- passed USP Class VI Cytotoxicity testing
- not recommended for use with bolted clamps



Size	PTFE Part #
1"	40MPV-G100
1½"	40MPV-G150
2"	40MPV-G200
2½"	40MPV-G250
3"	40MPV-G300
4"	40MPV-G400

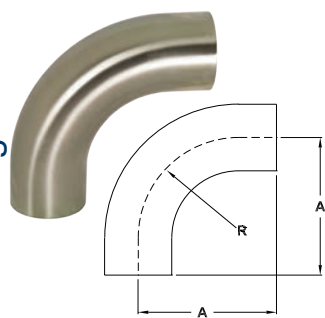


PTFE is a material subject to plastic flow. When cycled through heat and then cooled down in process lines, PTFE gaskets will not return to the original configuration and it will continue to compress as the cycling continues. This plastic flow will allow leakage if clamp torques are not maintained.



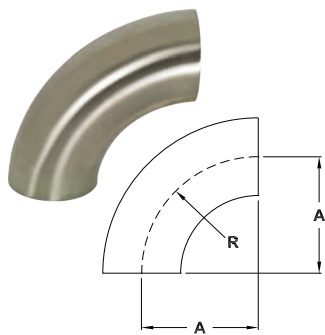
Polished Weld Elbows

Sanitary Fittings



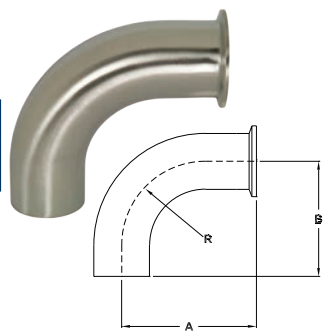
90° with Tangents - B2S

Tube OD	Dimensions		Wall Thickness	Polished ID/OD	Polished ID/OD
	A	R		304 Stainless Steel Part #	316L Stainless Steel Part #
½"	3.000"	1.125"	.065"	---	B2S-R50P
¾"	3.000"	1.125"	.065"	---	B2S-R75P
1"	2.062"	1.500"	.065"	B2S-G100P	B2S-R100P
1½"	2.937"	2.250"	.065"	B2S-G150P	B2S-R150P
2"	4.062"	3.000"	.065"	B2S-G200P	B2S-R200P
2½"	5.187"	3.750"	.065"	B2S-G250P	B2S-R250P
3"	6.312"	4.500"	.065"	B2S-G300P	B2S-R300P
4"	8.312"	6.000"	.083"	B2S-G400P	B2S-R400P



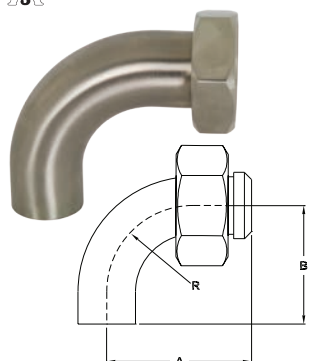
90° - B2WCL

Tube OD	Dimensions		Wall Thickness	Polished ID/OD	Polished ID/OD
	A	R		304 Stainless Steel Part #	316L Stainless Steel Part #
½"	1.125"	1.125"	.065"	---	B2WCL-R50P
¾"	1.125"	1.125"	.065"	---	B2WCL-R75P
1"	1.500"	1.500"	.065"	B2WCL-G100P	B2WCL-R100P
1½"	2.250"	2.250"	.065"	B2WCL-G150P	B2WCL-R150P
2"	3.000"	3.000"	.065"	B2WCL-G200P	B2WCL-R200P
2½"	3.750"	3.750"	.065"	B2WCL-G250P	B2WCL-R250P
3"	4.500"	4.500"	.065"	B2WCL-G300P	B2WCL-R300P
4"	6.000"	6.000"	.083"	B2WCL-G400P	B2WCL-R400P
6"	9.000"	9.000"	.109"	B2WCL-G600P	B2WCL-R600P
8"	12.000"	12.000"	.109"	B2WCL-G800P	B2WCL-R800P



90° Clamp x Weld - B2CM

Tube OD	Dimensions			Wall Thickness	Polished ID/OD	Polished ID/OD
	A	B	R		304 Stainless Steel Part #	316L Stainless Steel Part #
1"	2.562"	2.062"	1.500"	.065"	B2CM-G100	B2CM-R100
1½"	3.438"	2.937"	2.250"	.065"	B2CM-G150	B2CM-R150
2"	4.562"	4.062"	3.000"	.065"	B2CM-G200	B2CM-R200
2½"	5.688"	5.187"	3.750"	.065"	B2CM-G250	B2CM-R250
3"	6.812"	6.312"	4.500"	.065"	B2CM-G300	B2CM-R300
4"	8.937"	8.312"	6.000"	.083"	B2CM-G400	B2CM-R400



90° Plain Bevel Seat with Hex Nut x Weld - B2FP

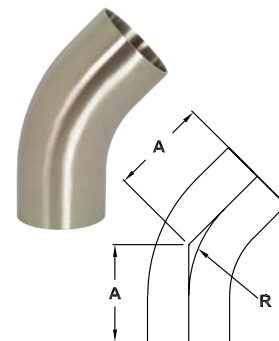
Tube OD	Dimensions			Wall Thickness	Polished ID/OD
	A	B	R		304 Stainless Steel Part #
1½"	3.656"	2.937"	2.250"	.065"	B2FP-G150
2"	4.812"	4.062"	3.000"	.065"	B2FP-G200
2½"	6.062"	5.187"	3.750"	.065"	B2FP-G250
3"	7.218"	6.312"	4.500"	.065"	B2FP-G300

Polished Weld Elbows

45° with Tangents - B2KS



Tube OD	Dimensions		Wall Thickness	Polished ID/OD	Polished ID/OD
	A	R		304 Stainless Steel Part #	316L Stainless Steel Part #
¾"	2.250"	1.125"	.065"	---	B2KS-R75P
1"	1.188"	1.500"	.065"	B2KS-G100P	B2KS-R100P
1½"	1.625"	2.250"	.065"	B2KS-G150P	B2KS-R150P
2"	2.312"	3.000"	.065"	B2KS-G200P	B2KS-R200P
2½"	3.000"	3.750"	.065"	B2KS-G250P	B2KS-R250P
3"	3.688"	4.500"	.065"	B2KS-G300P	B2KS-R300P
4"	4.812"	6.000"	.083"	B2KS-G400P	B2KS-R400P

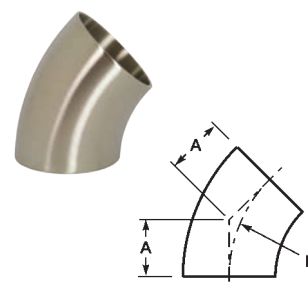


Sanitary Fittings

45° - B2WK



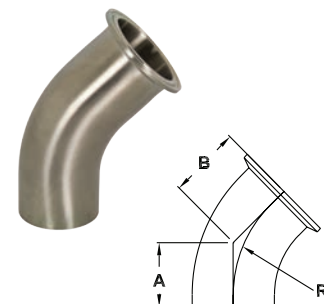
Tube OD	Dimensions		Wall Thickness	Polished ID/OD	Polished ID/OD
	A	R		304 Stainless Steel Part #	316L Stainless Steel Part #
1"	.62"	1.500"	.065"	B2WK-G100P	B2WK-R100P
1½"	.94"	2.250"	.065"	B2WK-G150P	B2WK-R150P
2"	1.25"	3.000"	.065"	B2WK-G200P	B2WK-R200P
2½"	1.56"	3.750"	.065"	B2WK-G250P	B2WK-R250P
3"	1.87"	4.500"	.065"	B2WK-G300P	B2WK-R300P
4"	2.50"	6.000"	.083"	B2WK-G400P	B2WK-R400P
6"	3.73"	9.000"	.109"	B2WK-G600P	B2WK-R600P
8"	4.97"	12.000"	.109"	---	B2WK-R800P



45° Clamp x Weld - B2KM



Tube OD	Dimensions			Wall Thickness	Polished ID/OD	Polished ID/OD
	A	B	R		304 Stainless Steel Part #	316L Stainless Steel Part #
1"	1.188"	1.688"	1.500"	.065"	B2KM-G100	B2KM-R100
1½"	1.625"	2.125"	2.250"	.065"	B2KM-G150	B2KM-R150
2"	2.312"	2.812"	3.000"	.065"	B2KM-G200	B2KM-R200
2½"	3.000"	3.500"	3.750"	.065"	B2KM-G250	B2KM-R250
3"	3.688"	4.188"	4.500"	.065"	B2KM-G300	B2KM-R300
4"	4.812"	5.437"	6.000"	.083"	B2KM-G400	B2KM-R400

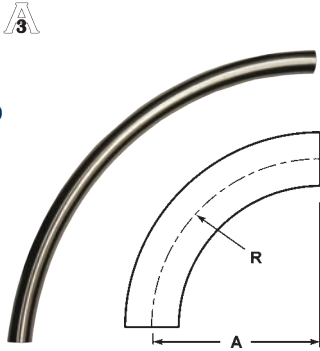


Polished Weld Sweep Elbows

Feature:

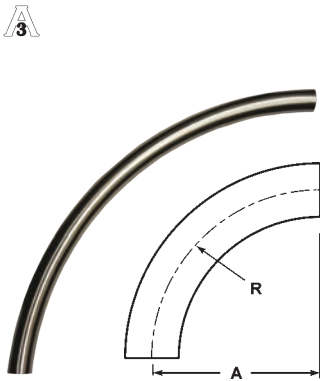
- tangents, 45° and other radii elbows are available, call Dixon® for information

Sanitary Fittings



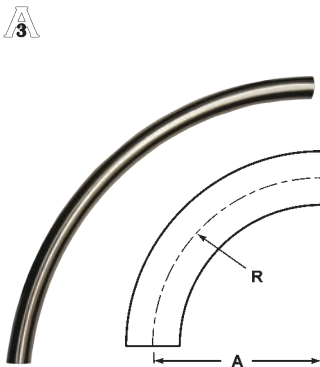
12" 90° - B2SXL

Tube OD	Dimensions		316L Stainless Steel Part #
	A	R	
1½"	12.00"	12.00"	B2SXL12-R150
2"	12.00"	12.00"	B2SXL12-R200
3"	12.00"	12.00"	B2SXL12-R300
4"	12.00"	12.00"	B2SXL12-R400



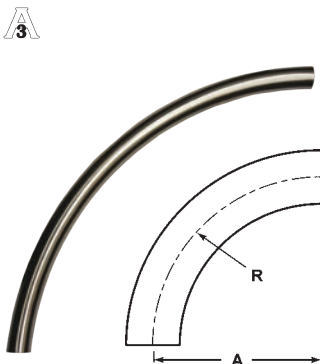
18" 90° - B2SXL

Tube OD	Dimensions		316L Stainless Steel Part #
	A	R	
1½"	18.00"	18.00"	B2SXL18-R150
2"	18.00"	18.00"	B2SXL18-R200
2½"	18.00"	18.00"	B2SXL18-R250
3"	18.00"	18.00"	B2SXL18-R300



24" 90° - B2SXL

Tube OD	Dimensions		316L Stainless Steel Part #
	A	R	
1½"	24.00"	24.00"	B2SXL24-R150
2"	24.00"	24.00"	B2SXL24-R200
2½"	24.00"	24.00"	B2SXL24-R250
3"	24.00"	24.00"	B2SXL24-R300



36" 90° - B2SXL

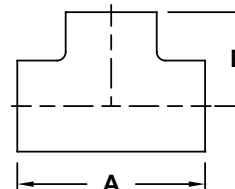
Tube OD	Dimensions		316L Stainless Steel Part #
	A	R	
3"	36.00"	36.00"	B2SXL36-R300
4"	36.00"	36.00"	B2SXL36-R400

Polished Weld Tees

Short - B7WWW



Tube OD	Dimensions		Wall Thickness	Polished ID/OD	Polished ID/OD
	A	B		304 Stainless Steel Part #	316L Stainless Steel Part #
1"	2.250"	1.125"	.065"	B7WWW-G100P	B7WWW-R100P
1½"	3.312"	1.656"	.065"	B7WWW-G150P	B7WWW-R150P
2"	4.124"	2.062"	.065"	B7WWW-G200P	B7WWW-R200P
2½"	4.688"	2.344"	.065"	B7WWW-G250P	B7WWW-R250P
3"	5.188"	2.594"	.065"	B7WWW-G300P	B7WWW-R300P
4"	6.876"	3.438"	.083"	B7WWW-G400P	B7WWW-R400P

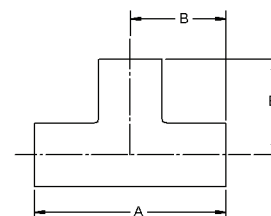


Sanitary Fittings

Long - B7W



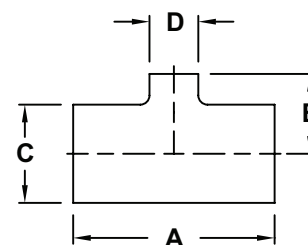
Tube OD	Dimensions		Wall Thickness	Polished ID/OD	Polished ID/OD
	A	B		304 Stainless Steel Part #	316L Stainless Steel Part #
¾"	4.000"	2.000"	.065"	---	B7W-R75P
1"	3.750"	1.875"	.065"	B7W-G100P	B7W-R100P
1½"	4.500"	2.250"	.065"	B7W-G150P	B7W-R150P
2"	6.000"	3.000"	.065"	B7W-G200P	B7W-R200P
2½"	6.000"	3.000"	.065"	B7W-G250P	B7W-R250P
3"	6.500"	3.250"	.065"	B7W-G300P	B7W-R300P
4"	7.750"	3.875"	.083"	B7W-G400P	B7W-R400P



Reducing - B7RWWW



Tube OD	Dimensions				Wall Thick.	Polished ID/OD	Polished ID/OD
	A	B	C	D		304 Stainless Steel Part #	316L Stainless Steel Part #
1½" x 1"	3.312"	1.375"	1.500"	1.000"	.065"	B7RWWW-G150100P	B7RWWW-R150100P
2" x 1"	4.124"	1.625"	2.000"	1.000"	.065"	B7RWWW-G200100P	B7RWWW-R200100P
2" x 1½"	4.124"	1.906"	2.000"	1.500"	.065"	B7RWWW-G200150P	B7RWWW-R200150P
2½" x 1½"	4.688"	2.156"	2.500"	1.500"	.065"	B7RWWW-G250150P	B7RWWW-R250150P
2½" x 2"	4.688"	2.312"	2.500"	2.000"	.065"	B7RWWW-G250200P	B7RWWW-R250200P
3" x 1½"	5.188"	2.406"	3.000"	1.500"	.065"	B7RWWW-G300150P	B7RWWW-R300150P
3" x 2"	5.188"	2.562"	3.000"	2.000"	.065"	B7RWWW-G300200P	B7RWWW-R300200P
4" x 2"	6.876"	3.062"	4.000"	2.000"	.083"	B7RWWW-G400200P	B7RWWW-R400200P
4" x 3"	6.876"	3.094"	4.000"	3.000"	.083"	B7RWWW-G400300P	B7RWWW-R400300P




Weld Adapters
Long Hose - 14WHRL


Feature:

- suitable for use with band clamps

Tube OD	Dimensions		Wall Thickness	316L Stainless Steel Part #
	A	B		
1"	3.000"	1.030"	.116"	14WHRL-R100
1½"	4.500"	1.530"	.116"	14WHRL-R150
2"	4.500"	2.030"	.116"	14WHRL-R200
2½"	5.000"	2.530"	.116"	14WHRL-R250
3"	5.000"	3.030"	.116"	14WHRL-R300
4"	4.875"	4.030"	.116"	14WHRL-R400

Use of PVC tubing requires special installation techniques to prevent leakage. All assembly work must be done with heated tube. Cold durometer is 90 as opposed to rubber hose at 65 to 70 durometer. Banding buckles must be at 180° from one another. 

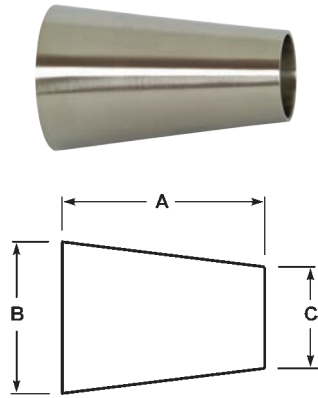
Sanitary Fittings



Polished Weld Reducers

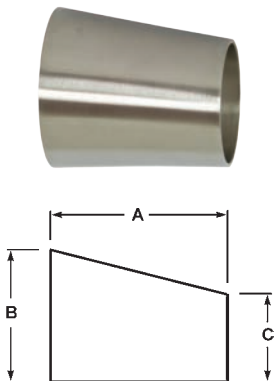
Concentric - B31W

Tube OD	Dimensions			Wall Thickness	Polished ID/OD 304 Stainless Steel Part #	Polished ID/OD 316L Stainless Steel Part #
	A	B	C			
¾" x ½"	1.000"	.750"	.500"	.065"	---	B31W-R7550P
1" x ½"	2.000"	1.000"	.500"	.065"	---	B31W-R10050P
1" x ¾"	1.000"	1.000"	.750"	.065"	---	B31W-R10075P
1½" x ¾"	3.000"	1.500"	.750"	.065"	---	B31W-R15075P
1½" x 1"	2.000"	1.500"	1.000"	.065"	B31W-G150100P	B31W-R150100P
2" x 1"	4.000"	2.000"	1.000"	.065"	B31W-G200100P	B31W-R200100P
2" x 1½"	2.000"	2.000"	1.500"	.065"	B31W-G200150P	B31W-R200150P
2½" x 1½"	4.000"	2.500"	1.500"	.065"	B31W-G250150P	B31W-R250150P
2½" x 2"	2.000"	2.500"	2.000"	.065"	B31W-G250200P	B31W-R250200P
3" x 1½"	6.000"	3.000"	1.500"	.065"	B31W-G300150P	B31W-R300150P
3" x 2"	4.000"	3.000"	2.000"	.065"	B31W-G300200P	B31W-R300200P
3" x 2½"	2.000"	3.000"	2.500"	.065"	B31W-G300250P	B31W-R300250P
4" x 2"	8.000"	4.000"	2.000"	.083"	B31W-G400200P	B31W-R400200P
4" x 2½"	6.000"	4.000"	2.500"	.083"	B31W-G400250P	B31W-R400250P
4" x 3"	4.000"	4.000"	3.000"	.083"	B31W-G400300P	B31W-R400300P
6" x 3"	5.500"	6.000"	3.000"	.109"	B31W-G600300P	B31W-R600300P
6" x 4"	5.500"	6.000"	4.000"	.109"	B31W-G600400P	B31W-R600400P



Eccentric - B32W

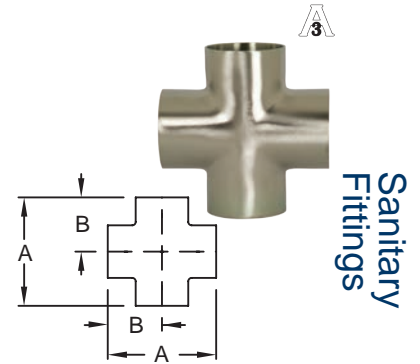
Tube OD	Dimensions			Wall Thickness	Polished ID/OD 304 Stainless Steel Part #	Polished ID/OD 316L Stainless Steel Part #
	A	B	C			
1" x ½"	2.000"	1.000"	.500"	.065"	---	B32W-R10050P
2" x 1"	4.000"	2.000"	1.000"	.065"	B32W-G200100P	B32W-R200100P
2" x 1½"	2.000"	2.000"	1.500"	.065"	B32W-G200150P	B32W-R200150P
2½" x 2"	2.000"	2.500"	2.000"	.065"	B32W-G250200P	B32W-R250200P
3" x 2"	4.000"	3.000"	2.000"	.065"	B32W-G300200P	B32W-R300200P
3" x 2½"	2.000"	3.000"	2.500"	.065"	B32W-G300250P	B32W-R300250P
4" x 2"	8.000"	4.000"	2.000"	.083"	B32W-G400200P	B32W-R400200P
4" x 3"	4.000"	4.000"	3.000"	.083"	B32W-G400300P	B32W-R400300P



Polished Weld Crosses

Crosses - B9WWWW

Tube OD	Dimensions		Wall Thickness	Polished ID/OD	Polished ID/OD
	A	B		304 Stainless Steel Part #	316L Stainless Steel Part #
1½"	3.312"	1.656"	.065"	B9WWWW-G150P	B9WWWW-R150P
2"	4.125"	2.062"	.065"	B9WWWW-G200P	B9WWWW-R200P
3"	5.187"	2.593"	.065"	B9WWWW-G300P	B9WWWW-R300P
4"	6.875"	3.437"	.083"	B9WWWW-G400P	B9WWWW-R400P




Sanitary Fittings

Miscellaneous Polished Weld Configurations

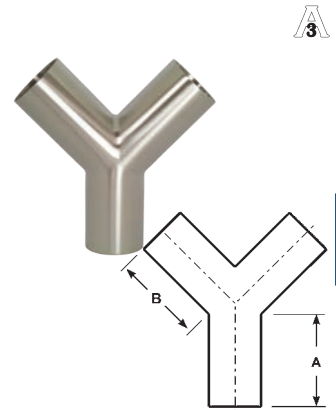
Laterals - B28WA

Tube OD	Dimensions			Wall Thickness	Polished ID/OD
	A	B	R		316L Stainless Steel Part #
1"	6.000"	1.000"	5.000"	.065"	B28WA-R100P
1½"	7.375"	1.188"	6.188"	.065"	B28WA-R150P
2"	8.750"	1.625"	7.125"	.065"	B28WA-R200P
2½"	10.000"	1.500"	8.500"	.065"	B28WA-R250P
3"	10.750"	1.875"	8.875"	.065"	B28WA-R300P
4"	12.812"	2.015"	10.750"	.083"	B28WA-R400P



True Wyes - B28W

Tube OD	Dimensions		Wall Thickness	Polished ID/OD
	A	B		316L Stainless Steel Part #
1"	2.000"	2.438"	.065"	B28W-R100P
1½"	2.000"	2.438"	.065"	B28W-R150P
2"	2.625"	3.250"	.065"	B28W-R200P
2½"	3.370"	4.125"	.065"	B28W-R250P
3"	4.000"	4.875"	.065"	B28W-R300P
4"	5.375"	5.375"	.083"	B28W-R400P




180° Return Bends - B2WUL

Feature:

- bends are standard 1.5 x tube diameter

Tube OD	Dimensions		Polished ID/OD
	A	B	316L Stainless Steel Part #
1"	3.000"	2.000"	B2WUL-R100P
1½"	4.500"	3.000"	B2WUL-R150P
2"	6.000"	4.000"	B2WUL-R200P
2½"	7.500"	5.000"	B2WUL-R250P
3"	9.000"	6.000"	B2WUL-R300P
4"	12.000"	8.000"	B2WUL-R400P



Weld End Blue Protection Covers - BCW

Feature:

- Use these covers to protect all weld ends on fittings and valves.

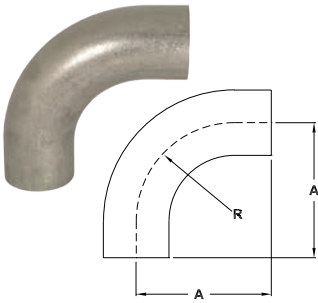
Sanitary Fittings



Size	Vinyl Plastic Part #
1/2"	BCW-050
3/4"	BCW-075
1"	BCW-100
1 1/2"	BCW-150
2"	BCW-200
2 1/2"	BCW-250
3"	BCW-300
4"	BCW-400
6"	BCW-600
8"	BCW-800

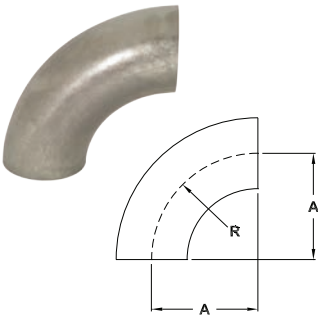
Unpolished Elbows

90° Weld with Tangents - B2S



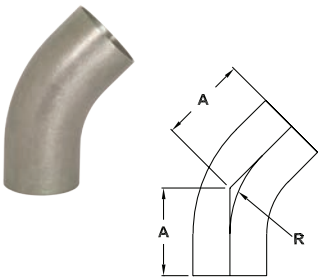
Tube OD	Dimensions		Wall Thickness	Unpolished 304 Stainless Steel Part #	Unpolished 316L Stainless Steel Part #
	A	R			
3/4"	3.000"	1.125"	.065"	---	B2S-R75U
1"	2.062"	1.500"	.065"	B2S-G100U	B2S-R100U
1 1/2"	2.937"	2.250"	.065"	B2S-G150U	B2S-R150U
2"	4.062"	3.000"	.065"	B2S-G200U	B2S-R200U
2 1/2"	5.187"	3.750"	.065"	B2S-G250U	B2S-R250U
3"	6.312"	4.500"	.065"	B2S-G300U	B2S-R300U
4"	8.312"	6.000"	.083"	B2S-G400U	B2S-R400U

90° Weld - B2WCL



Tube OD	Dimensions		Wall Thickness	Unpolished 304 Stainless Steel Part #	Unpolished 316L Stainless Steel Part #
	A	R			
1/2"	1.125"	1.125"	.065"	---	B2WCL-R50U
3/4"	1.125"	1.125"	.065"	---	B2WCL-R75U
1"	1.500"	1.500"	.065"	B2WCL-G100U	B2WCL-R100U
1 1/2"	2.250"	2.250"	.065"	B2WCL-G150U	B2WCL-R150U
2"	3.000"	3.000"	.065"	B2WCL-G200U	B2WCL-R200U
2 1/2"	3.750"	3.750"	.065"	B2WCL-G250U	B2WCL-R250U
3"	4.500"	4.500"	.065"	B2WCL-G300U	B2WCL-R300U
4"	6.000"	6.000"	.083"	B2WCL-G400U	B2WCL-R400U
6"	9.000"	9.000"	.109"	B2WCL-G600U	B2WCL-R600U
8"	12.000"	12.000"	.109"	B2WCL-G800U	B2WCL-R800U

45° Long Weld with Tangents - B2KS

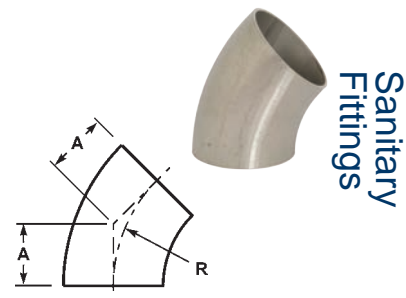


Tube OD	Dimensions		Wall Thickness	Unpolished 304 Stainless Steel Part #	Unpolished 316L Stainless Steel Part #
	A	R			
3/4"	2.250"	1.125"	.065"	---	B2KS-R75U
1"	1.188"	1.500"	.065"	B2KS-G100U	B2KS-R100U
1 1/2"	1.625"	2.250"	.065"	B2KS-G150U	B2KS-R150U
2"	2.312"	3.000"	.065"	B2KS-G200U	B2KS-R200U
2 1/2"	3.000"	3.750"	.065"	B2KS-G250U	B2KS-R250U
3"	3.688"	4.500"	.065"	B2KS-G300U	B2KS-R300U
4"	4.812"	6.000"	.083"	B2KS-G400U	B2KS-R400U

Unpolished Elbows

45° Weld - B2WK


Tube OD	Dimensions		Wall Thickness	Unpolished	Unpolished
	A	R		304 Stainless Steel Part #	316L Stainless Steel Part #
¾"	.466"	1.125"	.065"	---	B2WK-R75U
1"	.625"	1.500"	.065"	B2WK-G100U	B2WK-R100U
1½"	.937"	2.250"	.065"	B2WK-G150U	B2WK-R150U
2"	1.250"	3.000"	.065"	B2WK-G200U	B2WK-R200U
2½"	1.562"	3.750"	.065"	B2WK-G250U	B2WK-R250U
3"	1.875"	4.500"	.065"	B2WK-G300U	B2WK-R300U
4"	2.500"	6.000"	.083"	B2WK-G400U	B2WK-R400U
6"	3.750"	9.000"	.109"	B2WK-G600U	B2WK-R600U
8"	5.000"	12.000"	.109"	B2WK-G800U	B2WK-R800U



Sanitary Fittings

Unpolished End Caps - B16W


Tube OD	Dimension A	Unpolished 304 Stainless Steel Part #
1"	.375"	B16W-G100
1½"	.562"	B16W-G150
2"	.750"	B16W-G200
2½"	1.000"	B16W-G250
3"	1.250"	B16W-G300
4"	1.500"	B16W-G400



Unpolished Adapters

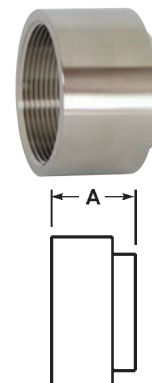
Male NPT x Weld End - B19WB

Tube OD	Dimension A	Wall Thickness	304 Stainless Steel Part #
1"	1.750"	.065"	B19WB-G100
1½"	1.750"	.065"	B19WB-G150
2"	1.812"	.065"	B19WB-G200
2½"	2.312"	.065"	B19WB-G250
3"	2.500"	.065"	B19WB-G300
4"	2.562"	.083"	B19WB-G400



Female NPT x Weld End - B22WB

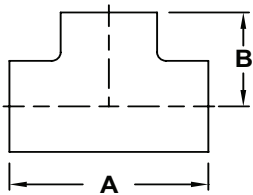
Tube OD	Dimension A	Wall Thickness	304 Stainless Steel Part #
1"	1.750"	.065"	B22WB-G100
1½"	1.750"	.065"	B22WB-G150
2"	1.812"	.065"	B22WB-G200
2½"	2.312"	.065"	B22WB-G250
3"	2.500"	.065"	B22WB-G300
4"	2.500"	.083"	B22WB-G400



Unpolished Tees

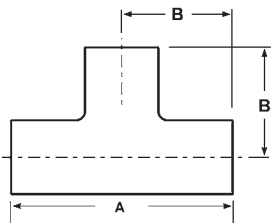
Short Weld - B7WWW

Sanitary Fittings



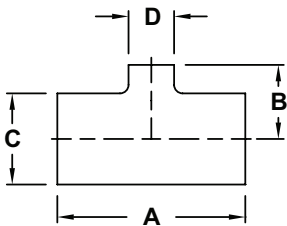
Tube OD	Dimensions		Wall Thickness	Unpolished 304 Stainless Steel Part #	Unpolished 316L Stainless Steel Part #
	A	B			
1"	2.250"	1.125"	.065"	B7WWW-G100U	B7WWW-R100U
1½"	3.312"	1.656"	.065"	B7WWW-G150U	B7WWW-R150U
2"	4.124"	2.062"	.065"	B7WWW-G200U	B7WWW-R200U
2½"	4.688"	2.344"	.065"	B7WWW-G250U	B7WWW-R250U
3"	5.188"	2.594"	.065"	B7WWW-G300U	B7WWW-R300U
4"	6.876"	3.438"	.083"	B7WWW-G400U	B7WWW-R400U

Long Weld - B7W



Tube OD	Dimensions		Wall Thickness	Unpolished 304 Stainless Steel Part #	Unpolished 316L Stainless Steel Part #
	A	B			
¾"	4.000"	2.000"	.065"	---	B7W-R75U
1"	3.750"	1.875"	.065"	B7W-G100U	B7W-R100U
1½"	4.500"	2.250"	.065"	B7W-G150U	B7W-R150U
2"	6.000"	3.000"	.065"	B7W-G200U	B7W-R200U
2½"	6.000"	3.000"	.065"	B7W-G250U	B7W-R250U
3"	6.500"	3.250"	.065"	B7W-G300U	B7W-R300U
4"	7.750"	3.875"	.083"	B7W-G400U	B7W-R400U

Reducing Weld - B7RWWW

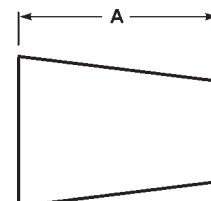


Tube OD	Dimensions				Wall Thickness	Unpolished 304 Stainless Steel Part #	Unpolished 316L Stainless Steel Part #
	A	B	C	D			
1½" x 1"	3.312"	1.375"	1.500"	1.000"	.065"	B7RWWW-G150100U	B7RWWW-R150100U
2" x 1"	4.124"	1.625"	2.000"	1.000"	.065"	B7RWWW-G200100U	B7RWWW-R200100U
2" x 1½"	4.124"	1.906"	2.000"	1.500"	.065"	B7RWWW-G200150U	B7RWWW-R200150U
2½" x 1½"	4.688"	2.156"	2.500"	1.500"	.065"	B7RWWW-G250150U	B7RWWW-R250150U
2½" x 2"	4.688"	2.312"	2.500"	2.000"	.065"	B7RWWW-G250200U	B7RWWW-R250200U
3" x 1½"	5.188"	2.406"	3.000"	1.500"	.065"	B7RWWW-G300150U	B7RWWW-R300150U
3" x 2"	5.188"	2.562"	3.000"	2.000"	.065"	B7RWWW-G300200U	B7RWWW-R300200U
4" x 2"	6.876"	3.062"	4.000"	2.000"	.083"	B7RWWW-G400200U	B7RWWW-R400200U
4" x 3"	6.876"	3.094"	4.000"	3.000"	.083"	B7RWWW-G400300U	B7RWWW-R400300U

Unpolished Weld Reducers

Concentric - B31W

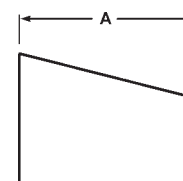
Tube OD	Dimension A	Wall Thickness	Unpolished 304 Stainless Steel Part #	Unpolished 316L Stainless Steel Part #
¾" x ½"	1.000"	.065"	---	B31W-R7550U
1" x ½"	2.000"	.065"	---	B31W-R10050U
1" x ¾"	1.000"	.065"	---	B31W-R10075U
1½" x ¾"	3.000"	.065"	---	B31W-R15075U
1½" x 1"	2.000"	.065"	B31W-G150100U	B31W-R150100U
2" x 1"	4.000"	.065"	B31W-G200100U	B31W-R200100U
2" x 1½"	2.000"	.065"	B31W-G200150U	B31W-R200150U
2½" x 1½"	4.000"	.065"	B31W-G250150U	B31W-R250150U
2½" x 2"	2.000"	.065"	B31W-G250200U	B31W-R250200U
3" x 1½"	6.000"	.065"	B31W-G300150U	B31W-R300150U
3" x 2"	4.000"	.065"	B31W-G300200U	B31W-R300200U
3" x 2½"	2.000"	.065"	B31W-G300250U	B31W-R300250U
4" x 2"	8.000"	.083"	B31W-G400200U	B31W-R400200U
4" x 2½"	6.000"	.083"	B31W-G400250U	B31W-R400250U
4" x 3"	4.000"	.083"	B31W-G400300U	B31W-R400300U
6" x 4"	5.500"	.109"	B31W-G600400U	B31W-R600400U



Sanitary Fittings

Eccentric - B32W

Tube OD	Dimension A	Wall Thickness	Unpolished 304 Stainless Steel Part #	Unpolished 316L Stainless Steel Part #
1" x ½"	2.000"	.065"	---	B32W-R10050U
2" x 1"	4.000"	.065"	B32W-G200100U	B32W-R200100U
2" x 1½"	2.000"	.065"	B32W-G200150U	B32W-R200150U
2½" x 2"	2.000"	.065"	B32W-G250200U	B32W-R250200U
3" x 2"	4.000"	.065"	B32W-G300200U	B32W-R300200U
3" x 2½"	2.000"	.065"	B32W-G300250U	B32W-R300250U
4" x 2"	8.000"	.083"	B32W-G400200U	B32W-R400200U
4" x 3"	4.000"	.083"	B32W-G400300U	B32W-R400300U

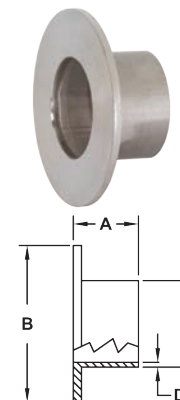


Unpolished Type A Stub Ends - 14VB

Application:

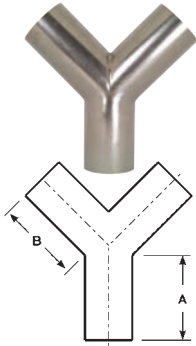
- typically used with B38SL flanges

Tube OD	Dimensions				316L Stainless Steel Part #
	A	B	C	D	
1"	1.625"	2.000"	1.000"	.065"	14VB-R100
1½"	1.750"	2.875"	1.500"	.065"	14VB-R150
2"	1.500"	3.625"	2.000"	.065"	14VB-R200
2½"	2.000"	4.125"	2.500"	.065"	14VB-R250
3"	2.250"	5.000"	3.000"	.065"	14VB-R300
4"	2.625"	6.187"	4.000"	.083"	14VB-R400
6"	3.000"	8.500"	6.000"	.109"	14VB-R600
8"	3.000"	10.625"	8.000"	.109"	14VB-R800



Unpolished Miscellaneous Configurations

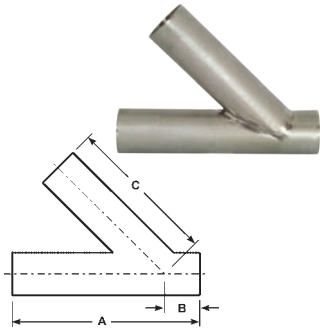
Sanitary Fittings



Weld True Wyes - B28W

Tube OD	Dimensions		Wall Thickness	Unpolished 316L Stainless Steel Part #
	A	B		
1"	2.000"	2.438"	.065"	B28W-R100U
1½"	2.000"	2.438"	.065"	B28W-R150U
2"	2.625"	3.250"	.065"	B28W-R200U
2½"	3.370"	4.125"	.065"	B28W-R250U
3"	4.000"	4.875"	.065"	B28W-R300U
4"	5.375"	5.375"	.083"	B28W-R400U

Weld Laterals - B28WA




Tube OD	Dimensions			Wall Thickness	Unpolished 316L Stainless Steel Part #
	A	B	R		
1"	6.000"	1.000"	5.000"	.065"	B28WA-R100U
1½"	7.375"	1.188"	6.188"	.065"	B28WA-R150U
2"	8.750"	1.625"	7.125"	.065"	B28WA-R200U
2½"	10.000"	1.500"	8.500"	.065"	B28WA-R250U
3"	10.750"	1.875"	8.875"	.065"	B28WA-R300U
4"	12.812"	2.015"	10.750"	.083"	B28WA-R400U

Weld 180° Return Bends - B2WUL

Feature:

- bends are standard 1.5 x tube diameter



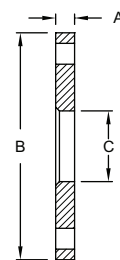
Tube OD	Dimensions		Wall Thickness	Unpolished 316L Stainless Steel Part #
	A	B		
1"	3.000"	2.000"	.065"	B2WUL-R100U
1½"	4.500"	3.000"	.065"	B2WUL-R150U
2"	6.000"	4.000"	.065"	B2WUL-R200U
3"	9.000"	6.000"	.065"	B2WUL-R300U
4"	12.000"	8.000"	.083"	B2WUL-R400U

See page 606 for weld end protection covers.

Unpolished - Flanges

Slip-On 150# - B38SL

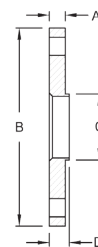
Tube OD	Dimensions			Number / Diameter Bolt Holes	Bolt Circle	304 Stainless Steel	316L Stainless Steel
	A	B	C			Part #	Part #
1"	.375"	4.250"	1.063"	4/.625"	3.125"	B38SL-G100	B38SL-R100
1½"	.375"	5.000"	1.563"	4/.625"	3.875"	B38SL-G150	B38SL-R150
2"	.437"	6.000"	2.063"	4/.750"	4.750"	B38SL-G200	B38SL-R200
3"	.500"	7.500"	3.063"	4/.750"	6.000"	B38SL-G300	B38SL-R300
4"	.562"	9.000"	4.063"	8/.750"	7.500"	B38SL-G400	B38SL-R400
6"	.562"	11.000"	6.063"	8/.875"	9.500"	B38SL-G600	B38SL-R600
8"	.562"	13.500"	8.063"	8/.875"	11.750"	B38SL-G800	B38SL-R800



Sanitary Fittings

Weld Neck - B38W

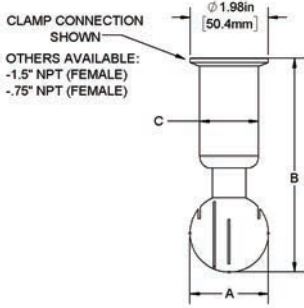
Tube OD	Dimensions				Number / Diameter Bolt Holes	Bolt Circle	316L Stainless Steel
	A	B	C	D			Part #
1"	.375"	4.250"	1.000"	.500"	4/.625"	3.125"	B38W-R100
1½"	.375"	5.000"	1.500"	.500"	4/.625"	3.875"	B38W-R150
2"	.500"	6.000"	2.000"	.625"	4/.750"	4.750"	B38W-R200
2½"	.500"	7.000"	2.500"	.625"	4/.750"	5.500"	B38W-R250
3"	.500"	7.500"	3.000"	.625"	4/.750"	6.000"	B38W-R300
4"	.500"	9.000"	4.000"	.625"	8/.750"	7.500"	B38W-R400
6"	.500"	11.000"	6.000"	.625"	8/.875"	9.500"	B38W-R600
8"	.500"	13.500"	8.000"	.625"	8/.875"	11.750"	B38W-R800



- For flange dimensions, diagrams and additional information please reference canada.dixonvalve.com.

Spray Balls

Rotating - SRH



Application:

- ideal for cleaning all types of tanks and vessels

Features:

- stainless steel ball bearings eliminate rust
- cleaning solution lubricates unit
- mirror-like finish (OD)
- spray pattern: 360°
- available connections: clamp and NPT

Size	Type	304 Stainless Steel Part #	316L Stainless Steel Part #
3/4"	NPT	SRH360NPT-G075	---
1 1/2"	NPT	---	SRH360NPT-R150
1 1/2"	clamp	SRH360CMP-G150	SRH360CMP-R150

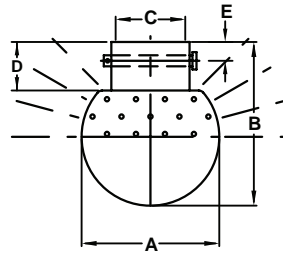
Stationary - STC

Application:

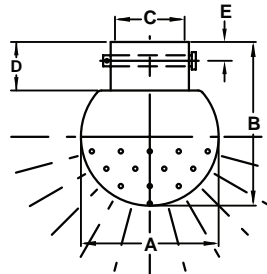
- typically used in food and beverage industries for cleaning storage tanks

Features:

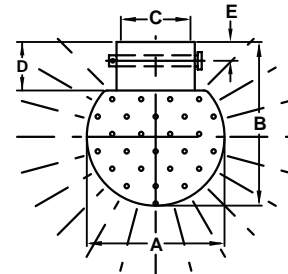
- heavy duty 316L stainless steel construction provides longer life
- stationary - designed to be mounted to a tube or pipe
- 2 mm spray holes
- various spray patterns available (blanks available as special order)



180° Top Pattern



180° Bottom Pattern



360° Pattern

Size	Pin Length	Spray Pattern	Dimensions					Pin Size	316L Stainless Steel Part #
			A	B	C	D	E		
1"	1.47"	360°	2.50"	3.04"	1.005"	.975"	.445"	.226"	STC-360-R100
1 1/2"	1.95"	360°	2.95"	3.55"	1.505"	1.050"	.445"	.226"	STC-360-R150
1"	1.47"	180° bottom	3.54"	2.95"	1.005"	.975"	.445"	.226"	STC-180B-R100
1 1/2"	1.95"	180° bottom	3.54"	2.95"	1.505"	.975"	.445"	.226"	STC-180B-R150
1"	1.47"	180° top	3.54"	2.95"	1.005"	.975"	.445"	.226"	STC-180T-R100
1 1/2"	1.95"	180° top	3.54"	2.95"	1.505"	.975"	.445"	.226"	STC-180T-R150

Repair Kits

Repair kit contains:

- (1) pin
- (1) R clip

Size	Part #
1"	STC-RK100
1 1/2"	STC-RK150

Sight Glasses

Features:


- 1" - 6" OD tube
- body: 316L stainless steel
- sight glass: Borosilicate glass or polycarbonate
- gaskets: white Buna or FKM
- 32R_a sanitary finish, ID and OD

In-line - B54BMP

Features:

- various end configurations are available: clamp, weld, bevel seat, John Perry, I-Line and Q-Line
- maximum temperature: **200°F (93°C)**

Tube OD	A	B	Working Pressure (PSI)	316L Stainless Steel Borosilicate Glass Part Number	316 Stainless Steel Polycarbonate Part Number
1"	5.625"	3.250"	145	B54BMP-R100	B54BMP-R100LX
1½"	5.625"	4.000"	145	B54BMP-R150	B54BMP-R150LX
2"	5.625"	4.250"	145	B54BMP-R200	B54BMP-R200LX
2½"	6.125"	4.750"	120	B54BMP-R250	B54BMP-R250LX
3"	7.250"	5.500"	120	B54BMP-R300	B54BMP-R300LX
4"	7.375"	6.500"	95	B54BMP-R400	B54BMP-R400LX
6"	7.625"	9.500"	80	B54BMP-R600	B54BMP-R600LX



Sanitary Fittings

Kits and Replacement Parts

Size	Buna Seal Kit Part Number	FKM Seal Kit Part Number	Borosilicate Glass Replacement Part Number	Polycarbonate Replacement Part Number
1"	B54BMP-SK100	B54BMP-VK100	B54G-P100	B54BMP-LX100
1½"	B54BMP-SK150	B54BMP-VK150	B54G-P150	B54BMP-LX150
2"	B54BMP-SK200	B54BMP-VK200	B54G-P200	B54BMP-LX200
2½"	B54BMP-SK250	B54BMP-VK250	B54G-P250	B54BMP-LX250
3"	B54BMP-SK300	B54BMP-VK300	B54G-P300	B54BMP-LX300
4"	B54BMP-SK400	B54BMP-VK400	B54G-P400	B54BMP-LX400
6"	B54BMP-SK600	B54BMP-VK600	B54G-P600	B54BMP-LX600


Seal kit contains: (2) white Buna gaskets

End Caps - B5416MP

Feature:

- for use on any line with a clamp and gasket
- maximum temperature: **150°F (66°C)**
- maximum operating pressure: **100 PSI**

Tube OD	A	B	Acrylic Plastic Part Number
1" - 1½"	.438"	1.984"	B5416MP-A100150
2"	.438"	2.516"	B5416MP-A200
2½"	.438"	3.047"	B5416MP-A250
3"	.438"	3.579"	B5416MP-A300
4"	.438"	4.682"	B5416MP-A400
6"	.438"	6.562"	B5416MP-A600



Compact Sight Glasses

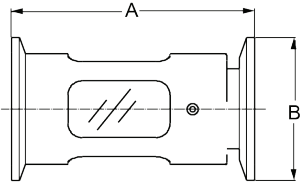
Applications:

- Used widely in the food, dairy and beverage sanitary processes to view products and fluids.

Features:

- design perfect for hoses
- easier to clean than bolted styles
- less cost to repair than bolted styles
- clamp connections standard

Sanitary Fittings



Tube OD	Dimensions		316 Stainless Steel Polycarbonate Part #	316 Stainless Steel Borosilicate Glass Part #
	A	B		
1"	3.375"	1.985"	B54BMPLX-R100	B54BMPS-R100
1½"	3.640"	1.985"	B54BMPLX-R150	B54BMPS-R150
2"	3.830"	2.516"	B54BMPLX-R200	B54BMPS-R200
3"	4.130"	3.579"	B54BMPLX-R300	B54BMPS-R300
4"	4.340"	4.682"	B54BMPLX-R400	B54BMPS-R400

Seal Kits



Size	Buna Seal Kit Part Number	FKM Seal Kit Part Number
1"	B54BMP-SK100	B54BMP-VK100
1½"	B54BMP-SK150	B54BMP-VK150
2"	B54BMP-SK200	B54BMP-VK200
3"	B54BMP-SK300	B54BMP-VK300
4"	B54BMP-SK400	B54BMP-VK400

Replacement Glasses



Size	Polycarbonate Replacement Part Number	Borosilicate Glass Replacement Part Number
1"	B54BMP-LX100	B54BMP-GL100
1½"	B54BMP-LX150	B54BMP-GL150
2"	B54BMP-LX200	B54BMP-GL200
3"	B54BMP-LX300	B54BMP-GL300
4"	B54BMP-LX400	B54BMP-GL400

Swivels

Features:

- available in clamp and weld configurations
- elastomers: silicone and PTFE standard, optional elastomers available
- finish: sanitary finish ID and OD

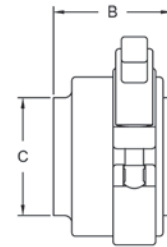
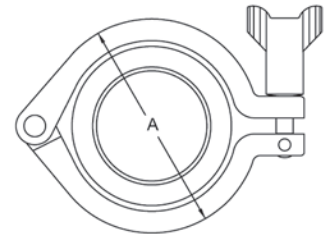
straight clamp - style 20

Size	Dimensions			Pressure Rating PSI @ 70°F (21°C)	Pressure Rating PSI @ 250°F (121°C)	316L Stainless Steel Part #
	A	B	C			
1"	2.56"	3.00"	1.00"	500	300	<i>SJSS100CC-20</i>
1½"	2.56"	3.00"	1.50"	500	300	<i>SJSS150CC-20</i>
2"	3.09"	3.00"	2.00"	450	250	<i>SJSS200CC-20</i>
2½"	3.44"	3.00"	2.50"	400	200	<i>SJSS250CC-20</i>
3"	3.94"	3.00"	3.00"	350	175	<i>SJSS300CC-20</i>
4"	5.08"	4.19"	4.00"	300	150	<i>SJSS400CC-20</i>

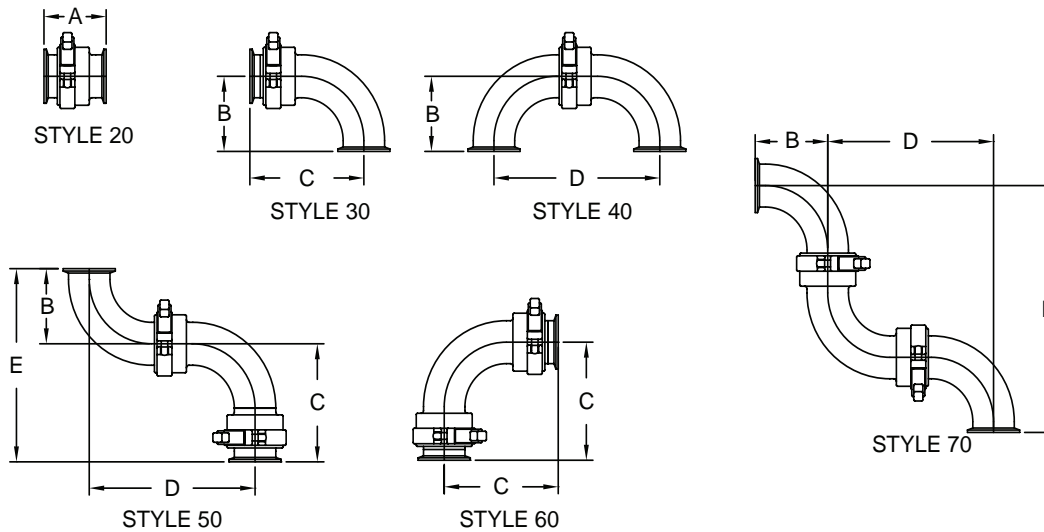
straight weld connection - style 20

Size	Dimensions			Pressure Rating PSI @ 70°F (21°C)	Pressure Rating PSI @ 250°F (121°C)	316L Stainless Steel Part #
	A	B	C			
1"	2.56"	2.00"	1.00"	500	300	<i>SJSS100BB-20</i>
1½"	2.56"	2.00"	1.50"	500	300	<i>SJSS150BB-20</i>
2"	3.09"	2.00"	2.00"	450	250	<i>SJSS200BB-20</i>
2½"	3.44"	2.00"	2.50"	400	200	<i>SJSS250BB-20</i>
3"	3.94"	2.00"	3.00"	350	175	<i>SJSS300BB-20</i>
4"	5.08"	2.94"	4.00"	300	150	<i>SJSS400BB-20</i>

- dimensional information can be found at canada.dixonvalve.com

Sanitary
Fittings

Configurations



Clamp Joint Dimensions

Size	A	B	C	D	E	F	Part Number
1"	3.00"	2.00"	4.00"	5.00"	6.00"	7.00"	<i>SJSS100CC-*</i>
1½"	3.00"	2.75"	4.75"	6.50"	7.50"	9.25"	<i>SJSS150CC-*</i>
2"	3.00"	3.50"	5.50"	8.00"	9.00"	11.50"	<i>SJSS200CC-*</i>
2½"	3.00"	4.25"	6.25"	9.50"	10.50"	13.75"	<i>SJSS250CC-*</i>
3"	3.00"	5.00"	7.00"	11.00"	12.00"	16.00"	<i>SJSS300CC-*</i>
4"	5.19"	6.63"	9.63"	14.94"	15.94"	21.56"	<i>SJSS400CC-*</i>

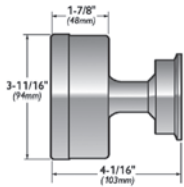
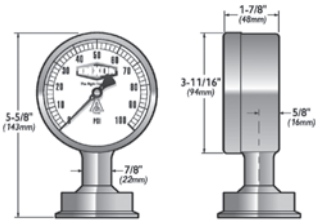
* For all other styles, please contact Dixon®

Sanitary 3½" Pressure Gauges

Features:

- accuracy: ± 1.5% of full scale
- over range capacity: 30%
- wetted surfaces: 316L stainless steel
- surface finishes (wetted parts): R_a max = 25 microinches
- case material: 304 stainless steel
- dial size: 3½"
- lens material: polycarbonate
- temperature range: 0°F (-18°C) to 250°F (121°C)
- standard fill: food grade glycerin
- rezero feature: standard on pointer
- shipping weight: approximately 3 lbs. (1.3 kg)

Sanitary Fittings



3½"

Dial Size	Clamp Size	Pressure Range (PSI)	Mount	316L Stainless Steel Part #
3½"	1½"	0-30	bottom	3S-B-15U-GFBTSS
	1½"	0-60	bottom	3S-C-15U-GFBTSS
	1½"	0-100	bottom	3S-D-15U-GFBTSS
	1½"	0-160	bottom	3S-E-15U-GFBTSS
	1½"	0-200	bottom	3S-F-15U-GFBTSS
	1½"	0-300	bottom	3S-G-15U-GFBTSS
	1½"	0-30	back	3S-B-15U-GFBKSS
	1½"	0-60	back	3S-C-15U-GFBKSS
	1½"	0-100	back	3S-D-15U-GFBKSS
	1½"	0-160	back	3S-E-15U-GFBKSS
	1½"	0-200	back	3S-F-15U-GFBKSS
	1½"	0-300	back	3S-G-15U-GFBKSS
	2"	0-30	bottom	3S-B-2U-GFBTSS
	2"	0-60	bottom	3S-C-2U-GFBTSS
	2"	0-100	bottom	3S-D-2U-GFBTSS
	2"	0-160	bottom	3S-E-2U-GFBTSS
	2"	0-200	bottom	3S-F-2U-GFBTSS
	2"	0-300	bottom	3S-G-2U-GFBTSS
	2"	0-30	back	3S-B-2U-GFBKSS
	2"	0-60	back	3S-C-2U-GFBKSS
	2"	0-100	back	3S-D-2U-GFBKSS
	2"	0-160	back	3S-E-2U-GFBKSS
	2"	0-200	back	3S-F-2U-GFBKSS
	2"	0-300	back	3S-G-2U-GFBKSS

Strainers

In-line - BSCCQ

Features:

- ships standard with: spring, distributor cap, clamp gasket, 1/4" perforated back-up tube, squeeze clamp, inlet and outlet bodies
- must be vertically mounted to be 3A compliant
- bevel seat, I-line and weld ends available, call Dixon® for information
- 1/8" perforated back-up tube available, must specify when ordering (not 3A)

short

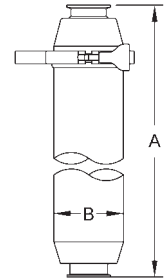
Size	Dimensions		316L Stainless Steel Part #
	A	B	
1"	15.75"	4.00"	BSCCQ1-R100
1½"	15.75"	4.00"	BSCCQ1-R150
2"	15.75"	4.00"	BSCCQ1-R200
2½"	15.75"	4.50"	BSCCS1-R250
3"	15.75"	4.50"	BSCCS1-R300

long

Size	Dimensions		316L Stainless Steel Part #
	A	B	
1½"	35.375"	4.00"	BSCCQ2-R150
2"	35.375"	4.00"	BSCCQ2-R200
3"	35.375"	4.50"	BSCCS2-R300



short

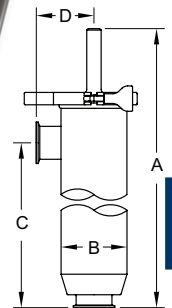
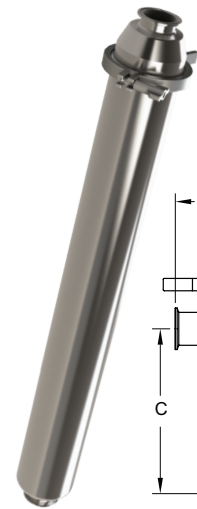
Sanitary
Fittings

Side-Entry - BSCCQ

Features:

- ships standard with: spring, end cap with handle, distributor cap, clamp gasket, 1/4" perforated back-up tube, body and squeeze clamp
- serviceable without removing from the line
- must be a vertically mounted to be 3A compliant
- bevel seat, I-line and weld ends available, call Dixon® for information
- 1/8" perforated back-up tube available, must specify when ordering (not 3A certified)

Size	Dimensions				316L Stainless Steel Part #
	A	B	C	D	
1½"	41.90"	4.00"	35.00"	3.50"	BSCCQ3-R150
2"	41.90"	4.00"	35.00"	3.50"	BSCCQ3-R200
3"	41.90"	4.50"	35.00"	3.75"	BSCCQ3-R300

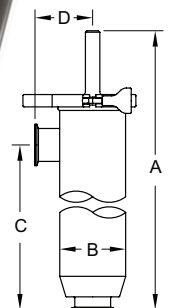
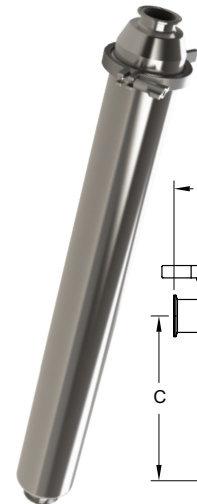


Side-Outlet Reverse - BSCCQ

Features:

- ships standard with: spring, end cap with handle, distributor cap, clamp gasket, 1/4" perforated back-up tube, body and squeeze clamp
- 1/8" perforated back-up tube available (not 3A certified)
- bevel seat, I-line and weld ends available, call Dixon® for information
- can be serviced in-line

Size	Dimensions				316L Stainless Steel Part #
	A	B	C	D	
1½"	41.90"	4.00"	35.00"	3.50"	BSCCQ4-R150
2"	41.90"	4.00"	35.00"	3.50"	BSCCQ4-R200
3"	41.90"	4.50"	35.00"	3.75"	BSCCQ4-R300



Strainers

Filters

Features:

- filter medium are special order and minimum quantities apply, not included with base unit
- filters require retaining ring

Sanitary Fittings

short

Size	Micron Rating	Description	Part #
1" - 2"	38	nonwoven rayon (glued seam)	BF30A-100-200
2½" - 3"	38	nonwoven rayon (glued seam)	BF30A-250-300
1" - 2"	513	woven knapped cotton flannel	BF30B-100-200
2½" - 3"	513	woven knapped cotton flannel	BF30B-250-300
1" - 2"	300	cheese cloth, single thickness cotton	BF30C-100-200
2½" - 3"	300	cheese cloth, single thickness cotton	BF30C-250-300
1" - 2"	765	nylon, 26/29 mesh, rectangular opening, (.025 x .030)	BF30D-100-200
2½" - 3"	765	nylon, 26/29 mesh, rectangular opening, (.025 x .030)	BF30D-250-300
1" - 2"	40-42	nonwoven rayon	BF30E-100-200
2½" - 3"	40-42	nonwoven rayon	BF30E-250-300
1" - 2"	40	nonwoven rayon	---
1" - 2"	420	woven nylon, 40 mesh	BF30G-100-200
2½" - 3"	420	woven nylon, 40 mesh	BF30G-250-300

long

Size	Micron Rating	Description	Part #
1" - 2"	40-42	nonwoven rayon	BF302E-100-200
2½" - 3"	40-42	nonwoven rayon	BF302E-250-300
2½" - 3"	420	woven nylon, 40 mesh	BF302G-250-300

316 Stainless Wire Cloth Mesh Over Screens

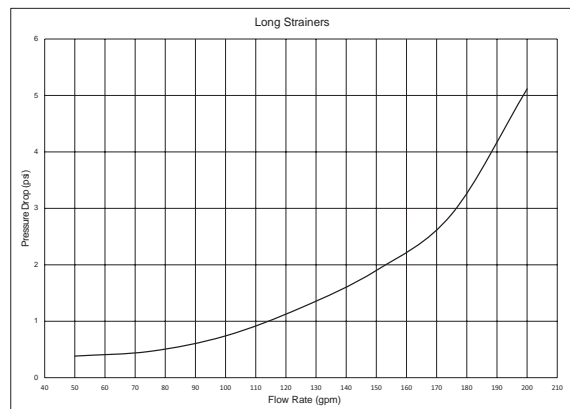
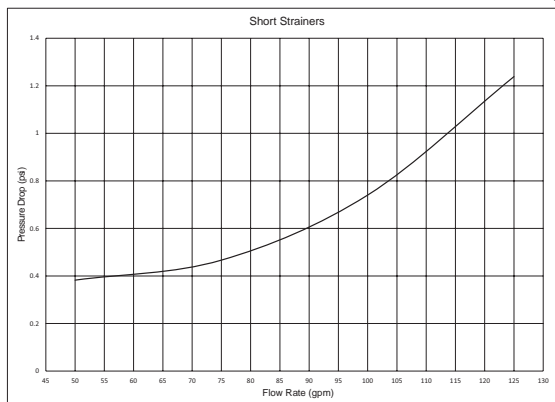
Features:

- not all sizes are stocked, additional sizes are available (5 piece minimum), call Dixon®
- not 3A compatible, not included with base unit

Size	Micron Rating	Square Mesh	Space Between Wires	Percent of Open Area	Short Part #	Long Part #
1" - 2"	864	20	0.034"	46.2	BS20-100-200	BS202-100-200
2½" - 3"	864	20	0.034"	46.2	BS20-250-300	BS202-250-300
1" - 2"	381	40	0.015"	36.0	BS40-100-200	BS402-100-200
2½" - 3"	381	40	0.015"	36.0	BS40-250-300	BS402-250-300
1" - 2"	229	60	0.009"	30.3	BS60-100-200	BS602-100-200
2½" - 3"	229	60	0.009"	30.3	BS60-250-300	BS602-250-300
1" - 2"	178	80	0.007"	31.4	BS80-100-200	BS802-100-200
2½" - 3"	178	80	0.007"	31.4	BS80-250-300	BS802-250-300
1" - 2"	140	100	0.006"	30.3	BS100-100-200	BS1002-100-200
2½" - 3"	140	100	0.006"	30.3	BS100-250-300	BS1002-250-300

Pressure Drop Curves for Filter and Strainer

- water at ambient temperature
- maximum flow for short units is 125 GPM
- maximum flow for long units is 175 GPM



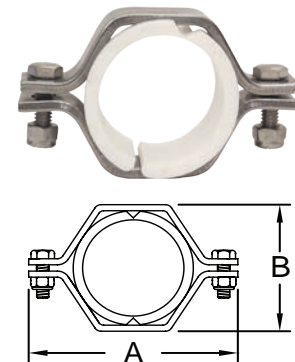
Tube Hangers

Hex with ABS Sleeve - B24PS

Feature:

- maximum temperature: **230°F (110°C)**

Tube OD	Dimensions		304 Stainless Steel Part #
	A	B	
½"	2.800"	1.150"	B24PS-G50
¾"	2.800"	1.150"	B24PS-G75
1"	3.425"	1.450"	B24PS-G100
1½"	4.000"	2.125"	B24PS-G150
2"	4.500"	2.500"	B24PS-G200
2½"	4.950"	3.125"	B24PS-G250
3"	5.500"	3.750"	B24PS-G300
4"	6.950"	4.750"	B24PS-G400
5"	8.063"	5.625"	B24PS-G500
6"	9.250"	6.625"	B24PS-G600
8"	11.500"	8.625"	B24PS-G800

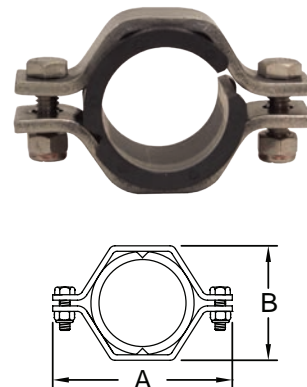
Sanitary
Fittings

Hex with High Temperature Polysulfone Sleeve - B24HS

Specification:

- high temperature sleeve maximum temperature: **325°F (163°C)**

Tube OD	Dimensions		304 Stainless Steel Part Number
	A	B	
½"	2.375"	1.062"	B24HS-G50
¾"	2.625"	1.188"	B24HS-G75
1"	2.688"	1.563"	B24HS-G100
1½"	3.625"	2.125"	B24HS-G150
2"	4.625"	2.625"	B24HS-G200
2½"	4.813"	3.125"	B24HS-G250
3"	5.375"	3.625"	B24HS-G300
4"	6.625"	4.625"	B24HS-G400
6"	9.000"	6.625"	B24HS-G600

**NEW**

Sleeves - 13PS

Features:

- maximum temperature: **230°F (110°C)**
- high temperature sleeves are also available, contact Dixon®

Size	ABS Part #	High Temperature Part #
½"	13PS-50	13HS-50
¾"	13PS-75	13HS-75
1"	13PS-100	13HS-100
1½"	13PS-150	13HS-150
2"	13PS-200	13HS-200
2½"	13PS-250	13HS-250
3"	13PS-300	13HS-300
4"	13PS-400	13HS-400
5"	13PS-500	---
6"	13PS-600	13HS-600
8"	13PS-800	---

**NEW**

Tube Hangers

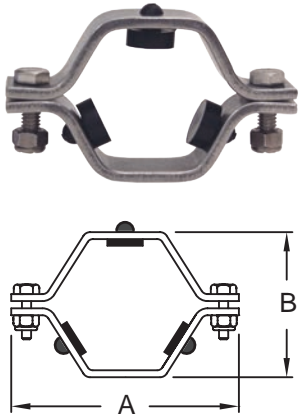
Hex with Nitrile Grommets - B24RG

Features:

- replacement grommets are available, contact Dixon®
- nitrile grommets; maximum temperature: 230°F (110°C)

Tube OD	Dimensions		304 Stainless Steel Part #
	A	B	
½" - ¾"	3.425"	1.450"	B24RG-G75
1"	3.425"	1.450"	B24RG-G100
1½"	4.000"	2.125"	B24RG-G150
2"	4.500"	2.500"	B24RG-G200
2½"	4.950"	3.125"	B24RG-G250
3"	5.500"	3.750"	B24RG-G300
4"	6.950"	4.750"	B24RG-G400
5"	8.000"	5.625"	B24RG-G500
6"	9.250"	6.625"	B24RG-G600
8"	11.500"	8.625"	B24RG-G800

Sanitary Fittings

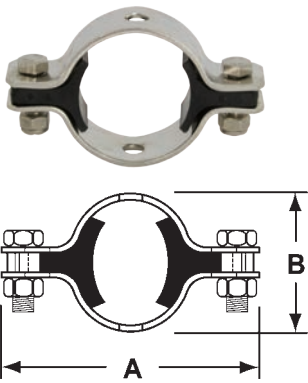


Round with Nitrile Inserts - B24RPH

Feature:

- Nitrile inserts
- maximum temperature: 230°F (110°C)

Tube OD	Dimensions		304 Stainless Steel Part #
	A	B	
½"	2.750"	1.125"	B24RPH-G50
¾"	2.750"	1.125"	B24RPH-G75
1"	3.310"	1.500"	B24RPH-G100
1½"	3.810"	2.000"	B24RPH-G150
2"	4.250"	2.562"	B24RPH-G200
2½"	5.000"	3.000"	B24RPH-G250
3"	5.500"	3.562"	B24RPH-G300
4"	6.500"	4.688"	B24RPH-G400




Nuts and Bolts - 13NHN

Features:

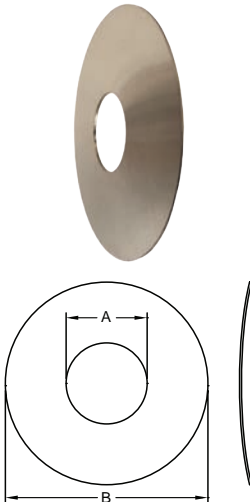
- hex hangers with grommets and round hangers 1" to 4" use 13NHN-G100-600 fastener sets
- ½" and ¾" round and sleeved hangers use 13NHN-G75 fastener sets
- 2 nuts and bolts supplied to a set

Size	Description	304 Stainless Steel Part #
½" - ¾"	¼"-20 x ¾" bolt with nylock nut	13NHN-G75
1" - 12"	5/16"-18 x 1" bolt with nylock nut	13NHN-G100-600



Wall Flanges - B25

Tube OD	Dimensions		Wall Thickness	304 Stainless Steel Part #
	A	B		
½"	.50"	3.00"	.065"	B25-G050300
½"	.50"	5.00"	.065"	B25-G050500
¾"	.75"	3.00"	.065"	B25-G075300
¾"	.75"	5.00"	.065"	B25-G075500
1"	1.00"	3.00"	.065"	B25-G100300
1"	1.00"	5.00"	.065"	B25-G100500
1½"	1.50"	5.00"	.065"	B25-G150500
2"	2.00"	5.00"	.065"	B25-G200500
2½"	2.50"	5.00"	.065"	B25-G250500
3"	3.00"	6.00"	.065"	B25-G300600
4"	4.00"	7.00"	.065"	B25-G400700
5"	5.00"	8.00"	.065"	B25-G500800
6"	6.00"	10.00"	.065"	B25-G6001000
8"	8.00"	12.00"	.065"	B25-G8001200
10"	10.00"	14.00"	.065"	B25-G10001400
12"	12.00"	16.00"	.065"	B25-G12001600

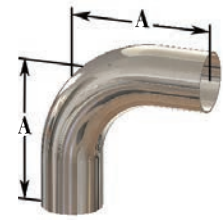


NEW

High Purity BioPharm Fittings

90° Weld Elbows - T2S

Size	Dimension A	PL finish - SF1 Part #	PM finish - SF4 Part #
1/2"	3.00"	T2S-050PL	T2S-050PM
3/4"	3.00"	T2S-075PL	T2S-075PM
1"	3.00"	T2S-100PL	T2S-100PM
1 1/2"	3.75"	T2S-150PL	T2S-150PM
2"	4.75"	T2S-200PL	T2S-200PM
2 1/2"	5.50"	T2S-250PL	T2S-250PM
3"	6.25"	T2S-300PL	T2S-300PM
4"	8.00"	T2S-400PL	T2S-400PM



BPE Table DT-4.1.1-1

Sanitary
Fittings

90° Clamp x Weld Elbows - T2CM

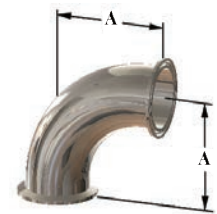
Size	Dimensions		PL finish - SF1 Part #	PM finish - SF4 Part #
	A	B		
1/2"	3.00"	1.625"	T2CM-050PL	T2CM-050PM
3/4"	3.00"	1.625"	T2CM-075PL	T2CM-075PM
1"	3.00"	2.000"	T2CM-100PL	T2CM-100PM
1 1/2"	3.75"	2.750"	T2CM-150PL	T2CM-150PM
2"	4.75"	3.500"	T2CM-200PL	T2CM-200PM
2 1/2"	5.50"	4.250"	T2CM-250PL	T2CM-250PM
3"	6.25"	5.000"	T2CM-300PL	T2CM-300PM
4"	8.00"	6.625"	T2CM-400PL	T2CM-400PM



BPE Table DT-4.1.1-2

90° Clamp x Clamp Elbows - T2CMP

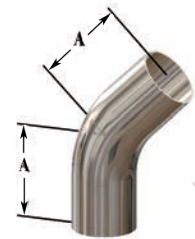
Size	Dimension A	PL finish - SF1 Part #	PM finish - SF4 Part #
1/2"	1.625"	T2CMP-050PL	T2CMP-050PM
3/4"	1.625"	T2CMP-075PL	T2CMP-075PM
1"	2.000"	T2CMP-100PL	T2CMP-100PM
1 1/2"	2.750"	T2CMP-150PL	T2CMP-150PM
2"	3.500"	T2CMP-200PL	T2CMP-200PM
2 1/2"	4.250"	T2CMP-250PL	T2CMP-250PM
3"	5.000"	T2CMP-300PL	T2CMP-300PM
4"	6.625"	T2CMP-400PL	T2CMP-400PM



BPE Table DT-4.1.1.1-3

45° Weld Elbows - T2KS

Size	Dimension A	PL finish - SF1 Part #	PM finish - SF4 Part #
1/2"	2.250"	T2KS-050PL	T2KS-050PM
3/4"	2.250"	T2KS-075PL	T2KS-075PM
1"	2.250"	T2KS-100PL	T2KS-100PM
1 1/2"	2.500"	T2KS-150PL	T2KS-150PM
2"	3.000"	T2KS-200PL	T2KS-200PM
2 1/2"	3.375"	T2KS-250PL	T2KS-250PM
3"	3.625"	T2KS-300PL	T2KS-300PM
4"	4.500"	T2KS-400PL	T2KS-400PM



BPE Table DT-4.1.1-4

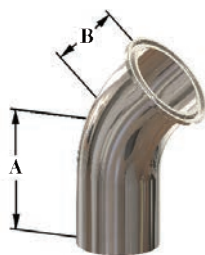
PL Finish – SF1
OD = 32R_a Mechanically Polished
ID = 20R_a Mechanically Polished

PM Finish – SF4
OD = 32R_a Mechanically Polished
ID = 15R_a Mechanically Polished and Electropolished

High Purity BioPharm Fittings

45° Clamp x Weld Elbows - T2KM

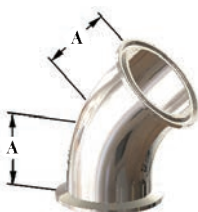
Sanitary Fittings



BPE Table DT-4.1.1-5

Size	Dimensions		PL finish - SF1 Part #	PM finish - SF4 Part #
	A	B		
½"	2.250"	1.000"	T2KM-050PL	T2KM-050PM
¾"	2.250"	1.000"	T2KM-075PL	T2KM-075PM
1"	2.250"	1.125"	T2KM-100PL	T2KM-100PM
1½"	2.500"	1.438"	T2KM-150PL	T2KM-150PM
2"	3.000"	1.750"	T2KM-200PL	T2KM-200PM
2½"	3.375"	2.063"	T2KM-250PL	T2KM-250PM
3"	3.625"	2.380"	T2KM-300PL	T2KM-300PM
4"	4.500"	3.125"	T2KM-400PL	T2KM-400PM


45° Clamp x Clamp Elbows - T2KMP



BPE Table DT-4.1.1-6

Size	Dimension A	PL finish - SF1 Part #	PM finish - SF4 Part #
½"	1.000"	T2KMP-050PL	T2KMP-050PM
¾"	1.000"	T2KMP-075PL	T2KMP-075PM
1"	1.125"	T2KMP-100PL	T2KMP-100PM
1½"	1.438"	T2KMP-150PL	T2KMP-150PM
2"	1.750"	T2KMP-200PL	T2KMP-200PM
2½"	2.063"	T2KMP-250PL	T2KMP-250PM
3"	2.380"	T2KMP-300PL	T2KMP-300PM
4"	3.125"	T2KMP-400PL	T2KMP-400PM


Weld x Weld x Weld Tees - T7WWW



BPE Table DT-4.1.2-1

Size	Dimensions		PL finish - SF1 Part #	PM finish - SF4 Part #
	A	B		
½"	3.750"	1.875"	T7WWW-050PL	T7WWW-050PM
¾"	4.000"	2.000"	T7WWW-075PL	T7WWW-075PM
1"	4.250"	2.125"	T7WWW-100PL	T7WWW-100PM
1½"	4.750"	2.375"	T7WWW-150PL	T7WWW-150PM
2"	5.750"	2.875"	T7WWW-200PL	T7WWW-200PM
2½"	6.250"	3.125"	T7WWW-250PL	T7WWW-250PM
3"	6.750"	3.375"	T7WWW-300PL	T7WWW-300PM
4"	8.250"	4.125"	T7WWW-400PL	T7WWW-400PM

Weld x Weld x Weld Reducing Tees - T7RWWW



BPE Table DT-4.1.2-6

Size	Dimensions		PL finish - SF1 Part #	PM finish - SF4 Part #
	A	B		
¾" x ½"	4.000"	2.000"	T7RWWW-075050PL	T7RWWW-075050PM
1" x ½"	4.250"	2.125"	T7RWWW-100050PL	T7RWWW-100050PM
1" x ¾"	4.250"	2.125"	T7RWWW-100075PL	T7RWWW-100075PM
1½" x ½"	4.750"	2.375"	T7RWWW-150050PL	T7RWWW-150050PM
1½" x ¾"	4.750"	2.375"	T7RWWW-150075PL	T7RWWW-150075PM
1½" x 1"	4.750"	2.375"	T7RWWW-150100PL	T7RWWW-150100PM
2" x ½"	5.750"	2.625"	T7RWWW-200050PL	T7RWWW-200050PM
2" x ¾"	5.750"	2.625"	T7RWWW-200075PL	T7RWWW-200075PM
2" x 1"	5.750"	2.625"	T7RWWW-200100PL	T7RWWW-200100PM
2" x 1½"	5.750"	2.625"	T7RWWW-200150PL	T7RWWW-200150PM

PL Finish – SF1

OD = 32R_a Mechanically PolishedID = 20R_a Mechanically Polished

PM Finish – SF4


OD = 32R_a Mechanically PolishedID = 15R_a Mechanically Polished and Electropolished

High Purity BioPharm Fittings



Weld x Weld x Clamp Short Outlet Tees - T7WWMS

Size	Dimensions		PL finish - SF1 Part #	PM finish - SF4 Part #
	A	B		
½"	3.750"	1.000"	<i>T7WWMS-050PL</i>	<i>T7WWMS-050PM</i>
¾"	4.000"	1.125"	<i>T7WWMS-075PL</i>	<i>T7WWMS-075PM</i>
1"	4.250"	1.125"	<i>T7WWMS-100PL</i>	<i>T7WWMS-100PM</i>
1½"	4.750"	1.375"	<i>T7WWMS-150PL</i>	<i>T7WWMS-150PM</i>
2"	5.750"	1.625"	<i>T7WWMS-200PL</i>	<i>T7WWMS-200PM</i>
2½"	6.250"	1.825"	<i>T7WWMS-250PL</i>	<i>T7WWMS-250PM</i>
3"	6.750"	2.125"	<i>T7WWMS-300PL</i>	<i>T7WWMS-300PM</i>
4"	8.250"	2.750"	<i>T7WWMS-400PL</i>	<i>T7WWMS-400PM</i>




BPE Table DT-4.1.2-2

Sanitary
Fittings


Weld x Weld x Clamp Tees - T7WWM

Size	Dimensions		PL finish - SF1 Part #	PM finish - SF4 Part #
	A	B		
½"	3.750"	2.250"	<i>T7WWM-050PL</i>	<i>T7WWM-050PM</i>
¾"	4.000"	2.375"	<i>T7WWM-075PL</i>	<i>T7WWM-075PM</i>
1"	4.250"	2.625"	<i>T7WWM-100PL</i>	<i>T7WWM-100PM</i>
1½"	4.750"	2.875"	<i>T7WWM-150PL</i>	<i>T7WWM-150PM</i>
2"	5.750"	3.375"	<i>T7WWM-200PL</i>	<i>T7WWM-200PM</i>
2½"	6.250"	3.625"	<i>T7WWM-250PL</i>	<i>T7WWM-250PM</i>
3"	6.750"	3.875"	<i>T7WWM-300PL</i>	<i>T7WWM-300PM</i>
4"	8.250"	4.750"	<i>T7WWM-400PL</i>	<i>T7WWM-400PM</i>



Clamp x Clamp x Clamp Tees - T7MP

Size	Dimensions		PL finish - SF1 Part #	PM finish - SF4 Part #
	A	B		
½"	4.500"	2.250"	<i>T7MP-050PL</i>	<i>T7MP-050PM</i>
¾"	4.750"	2.375"	<i>T7MP-075PL</i>	<i>T7MP-075PM</i>
1"	5.250"	2.625"	<i>T7MP-100PL</i>	<i>T7MP-100PM</i>
1½"	5.750"	2.875"	<i>T7MP-150PL</i>	<i>T7MP-150PM</i>
2"	6.750"	3.375"	<i>T7MP-200PL</i>	<i>T7MP-200PM</i>
2½"	7.250"	3.625"	<i>T7MP-250PL</i>	<i>T7MP-250PM</i>
3"	7.750"	3.875"	<i>T7MP-300PL</i>	<i>T7MP-300PM</i>
4"	9.500"	4.750"	<i>T7MP-400PL</i>	<i>T7MP-400PM</i>




BPE Table DT-4.1.2-4

PL Finish – SF1
 OD = 32R_a Mechanically Polished
 ID = 20R_a Mechanically Polished

PM Finish – SF4
 OD = 32R_a Mechanically Polished
 ID = 15R_a Mechanically Polished and Electropolished

High Purity BioPharm Fittings


Weld x Weld Concentric Reducers - T31W

Sanitary
Fittings

BPE Table DT-4.1.3-1(a)

Size	Dimension A	PL finish - SF1 Part #	PM finish - SF4 Part #
¾" x ½"	4.00"	2211CBB075050F1	2211CBB075050F4
1" x ½"	4.50"	2211CBB100050F1	2211CBB100050F4
1" x ¾"	4.00"	2211CBB100075F1	2211CBB100075F4
1½" x ¾"	5.00"	2211CBB150075F1	2211CBB150075F4
1½" x 1"	5.00"	2211CBB150100F1	2211CBB150100F4
2" x 1"	7.25"	2211CBB200100F1	2211CBB200100F4
2" x 1½"	5.25"	2211CBB200150F1	2211CBB200150F4

Clamp x Clamp Concentric Reducers - T3114MP



BPE Table DT-4.1.3-3(a)

Size	Dimension A	PL finish - SF1 Part #	PM finish - SF4 Part #
¾" x ½"	2.000"	2221CBB075050F1	2221CBB075050F4
1" x ½"	2.500"	2221CBB100050F1	2221CBB100050F4
1" x ¾"	2.000"	2221CBB100075F1	2221CBB100075F4
1½" x ¾"	3.000"	2221CBB150075F1	2221CBB150075F4
1½" x 1"	3.000"	2221CBB150100F1	2221CBB150100F4
2" x 1"	5.000"	2221CBB200100F1	2221CBB200100F4
2" x 1½"	3.000"	2221CBB200150F1	2221CBB200150F4

PL Finish – SF1
 OD = 32R_a Mechanically Polished
 ID = 20R_a Mechanically Polished

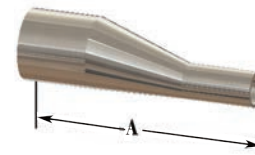
PM Finish – SF4
 OD = 32R_a Mechanically Polished
 ID = 15R_a Mechanically Polished and Electropolished

High Purity BioPharm Fittings

Weld x Weld Eccentric Reducers - T32W



Size	Dimension A	PL finish - SF1 Part #	PM finish - SF4 Part #
3/4" x 1/2"	4.00"	2211EBB075050F1	2211EBB075050F4
1" x 1/2"	4.50"	2211EBB100050F1	2211EBB100050F4
1" x 3/4"	4.00"	2211EBB100075F1	2211EBB100075F4
1 1/2" x 3/4"	5.00"	2211EBB150075F1	2211EBB150075F4
1 1/2" x 1"	5.00"	2211EBB150100F1	2211EBB150100F4
2" x 1"	7.25"	2211EBB200100F1	2211EBB200100F4
2" x 1 1/2"	5.25"	2211EBB200150F1	2211EBB200150F4




BPE Table DT-4.1.3-1(a)

Sanitary
Fittings

Clamp x Clamp Eccentric Reducers - T3214MP

Size	Dimension A	PL finish - SF1 Part #	PM finish - SF4 Part #
3/4" x 1/2"	2.000"	2221EBB075050F1	2221EBB075050F4
1" x 1/2"	2.500"	2221EBB100050F1	2221EBB100050F4
1" x 3/4"	2.000"	2221EBB100075F1	2221EBB100075F4
1 1/2" x 3/4"	3.000"	2221EBB150075F1	2221EBB150075F4
1 1/2" x 1"	3.000"	2221EBB150100F1	2221EBB150100F4
2" x 1"	5.000"	2221EBB200100F1	2221EBB200100F4
2" x 1 1/2"	3.000"	2221EBB200150F1	2221EBB200150F4



BPE Table DT-4.1.3-3(a)

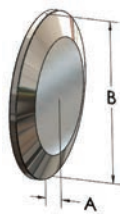
PL Finish – SF1
 OD = 32R_a Mechanically Polished
 ID = 20R_a Mechanically Polished

PM Finish – SF4
 OD = 32R_a Mechanically Polished
 ID = 15R_a Mechanically Polished and Electropolished

High Purity BioPharm Fittings

Solid End Caps - T16AMP

Size	Dimensions		PL finish - SF1 Part #	PM finish - SF4 Part #
	A	B		
½" - ¾"	0.19"	0.98"	T16AMP-050075PL	T16AMP-050075PM
1" - 1½"	0.25"	1.98"	T16AMP-100150PL	T16AMP-100150PM
2"	0.25"	2.52"	T16AMP-200PL	T16AMP-200PM
2½"	0.25"	3.05"	T16AMP-250PL	T16AMP-250PM
3"	0.25"	3.58"	T16AMP-300PL	T16AMP-300PM
4"	0.31"	4.68"	T16AMP-400PL	T16AMP-400PM




BPE Table DT-4.1.5-2

Sanitary
Fittings

Auto Weld Ferrules - TL14AM7


Size	Dimension A	PL finish - SF1 Part #	PM finish - SF4 Part #
¾"	1.75"	TL14AM7-075PL	TL14AM7-075PM
1"	1.75"	TL14AM7-100PL	TL14AM7-100PM
1½"	1.75"	TL14AM7-150PL	TL14AM7-150PM
2"	2.25"	TL14AM7-200PL	TL14AM7-200PM
2½"	2.25"	TL14AM7-250PL	TL14AM7-250PM
3"	2.25"	TL14AM7-300PL	TL14AM7-300PM
4"	2.25"	TL14AM7-400PL	TL14AM7-400PM



BPE Table DT-4.1.4-1

Weld Caps - T16W

Size	Dimension A	PL finish - SF1 Part #	PM finish - SF4 Part #
¾"	1.50"	T16W-075PL	T16W-075PM
1"	1.50"	T16W-100PL	T16W-100PM
1½"	1.50"	T16W-150PL	T16W-150PM
2"	1.50"	T16W-200PL	T16W-200PM



BPE Table DT-4.1.5-1

PL Finish – SF1
 OD = 32R_a Mechanically Polished
 ID = 20R_a Mechanically Polished

PM Finish – SF4
 OD = 32R_a Mechanically Polished
 ID = 15R_a Mechanically Polished and Electropolished

2-Way 3 Piece Encapsulated Ball Valves

Materials:

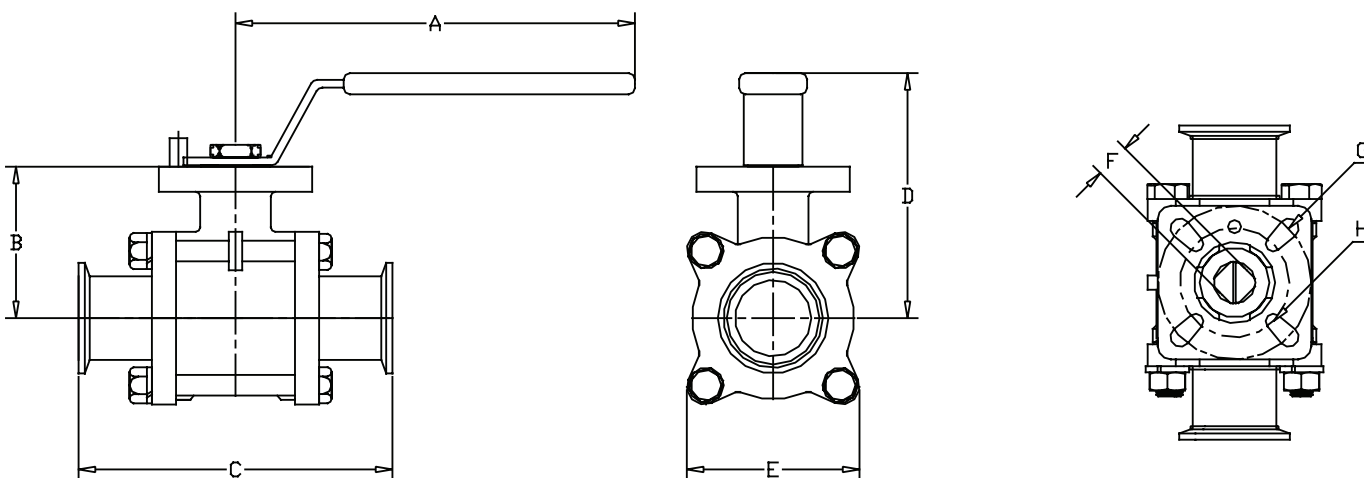
- body, ends and ball: CF8M stainless
- seats: virgin PTFE, 15% glass reinforced RTFE, 25% carbon reinforced PTFE, 50% stainless steel reinforced PTFE or UHMW

Features:

- live-loaded stem packing
- precision stainless steel balls reduce torque and friction losses while extending seat life
- integral ISO 5211 mounting pad
- ID polish is R_a 32 minimum
- lockable handle can prevent accidental actuation
- standard internal entry blow out proof stem design
- full port design matches ball and seat ports to tube ID for lower pressure drop and less turbulent flow
- compact design for areas with tight space restrictions
- fully encapsulated construction produces bubble tight seal
- identification tagging available
- balanced encapsulated construction minimizes cold flow

Specifications:

- maximum pressure rating: ½" - 2" **1000 PSI WOG**, 2½" - 4" **800 PSI WOG**
- for valves seat options, call Dixon
- repair kits available

Sanitary
Fittings

Size	Dimensions								316 Stainless Steel Part #
	A	B	C	D	E	F (mm)	G (mm)	H (mm)	
½"	4.9"	1.5"	4.3"	3.1"	2.0"	9	42	36	BV2CV-050CC-A
¾"	4.9"	1.8"	4.7"	3.4"	2.2"	9	42	36	BV2CV-075CC-A
1"	5.4"	2.1"	4.9"	3.6"	2.4"	11	50	42	BV2CV-100CC-A
1½"	9.3"	2.7"	5.6"	4.4"	3.2"	14	70	50	BV2CV-150CC-A
2"	9.3"	3.1"	6.4"	4.7"	3.8"	14	70	50	BV2CV-200CC-A
2½"	18.0"	3.8"	7.8"	5.2"	4.9"	17	102	70	BV2CV-250CC-A
3"	18.3"	4.2"	9.0"	5.7"	5.4"	17	102	70	BV2CV-300CC-A
4"	18.3"	5.3"	9.6"	6.9"	8.7"	22	125	102	BV2CV-400CC-A

Our commitment to excellence and continuous research and development for improving product quality may warrant periodic changes in design and specification. We reserve the right to modify product design without prior notification and without incurring any liability to provide these modifications to products previously purchased.

Non-Encapsulated 2-way 3 Piece Stainless Steel Ball Valves

Sanitary Fittings



Materials:

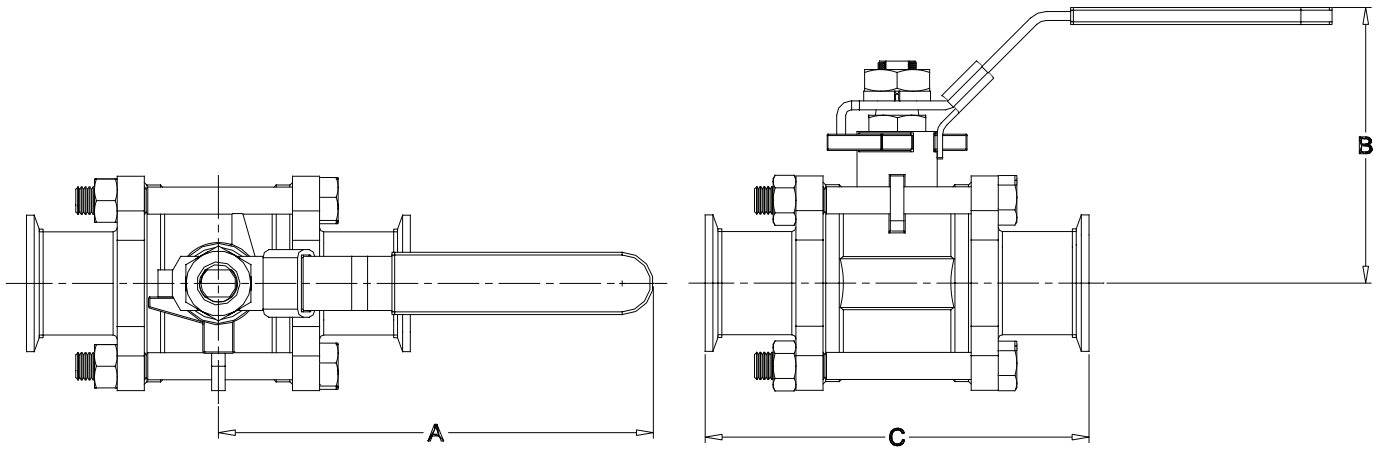
- body, ends and ball: CF8M stainless
- seats: 15% glass reinforced PTFE

Features:

- blow-out proof stem
- live-loaded stem packing
- ID polish is $R_a 32$
- lockable handle

Specifications:

- maximum pressure rating: ½" - 2" **1000 PSI WOG**, 2½" - 4" **800 PSI WOG**
- maximum temperature: **300°F (149°C)**
- repair kits available



Size	Dimensions			316 Stainless Steel Part #
	A	B	C	
½"	4.1"	2.3"	4.6"	BV2GG-050CC-A
¾"	4.1"	2.5"	4.7"	BV2GG-075CC-A
1"	5.0"	2.8"	4.9"	BV2GG-100CC-A
1½"	6.1"	3.5"	5.6"	BV2GG-150CC-A
2"	7.6"	3.9"	6.4"	BV2GG-200CC-A
2½"	7.6"	4.4"	7.8"	BV2GG-250CC-A
3"	10.9"	4.9"	9.0"	BV2GG-300CC-A
4"	13.2"	6.6"	9.6"	BV2GG-400CC-A

Dimensions are approximate. Engineering dimensions are available upon request. Specifications are subject to change without notice.

Butterfly Valves

Materials:

- body and disc: 316L
- seat: EPDM, FKM, (6" EPDM and silicone, 8" EPDM only)

Features:

- low resistance to flow
- bi-directions flow
- gentle to media
- suitable for low and medium viscosity fluids
- can be serviced in the field
- self-draining
- various manual or automatic operators available, call Dixon®
- optional wing nut kit is available for easy assembly and disassembly
- 100% hydraulic tested / 100% inspected

Specifications:

- vacuum rating: 0.4 inches Hg at 68°F (20°C)
- operating temperature range: 15°F to 200°F (-9°C to 93°C)

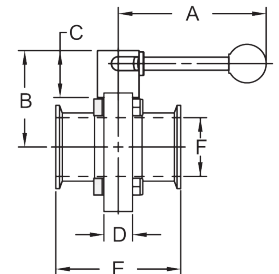
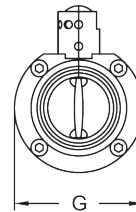
Clamp End with Pull Handle - [A]

Size	316L Stainless Steel with Silicone Seats Part #	316L Stainless Steel with FKM Seats Part #	316L Stainless Steel with EPDM Seats Part #
1/2"	B5101S050CC-A	B5101V050CC-A	B5101E050CC-A
3/4"	B5101S075CC-A	B5101V075CC-A	B5101E075CC-A
1"	B5101S100CC-A	B5101V100CC-A	B5101E100CC-A
1 1/2"	B5101S150CC-A	B5101V150CC-A	B5101E150CC-A
2"	B5101S200CC-A	B5101V200CC-A	B5101E200CC-A
2 1/2"	B5101S250CC-A	B5101V250CC-A	B5101E250CC-A
3"	B5101S300CC-A	B5101V300CC-A	B5101E300CC-A
4" ¹	B5101S400CC-A	B5101V400CC-A	B5101E400CC-A
6"	B5101S600CC-A	---	B5101E600CC-A
8"	---	---	B5101E800CC-A

¹ 4" high pressure butterfly valve is available, call Dixon® for more information



Size	Dimensions						
	A	B	C	D	E	F	G
1/2"	4.4"	2.8"	1.4"	0.9"	3.5"	.37"	3.1"
3/4"	4.4"	2.8"	1.4"	0.9"	3.5"	.62"	3.1"
1"	4.4"	2.8"	1.4"	0.9"	3.5"	0.9"	3.1"
1 1/2"	4.4"	2.8"	1.4"	0.9"	3.5"	1.4"	3.1"
2"	4.4"	3.1"	1.4"	0.9"	3.8"	1.9"	3.9"
2 1/2"	4.4"	3.5"	1.4"	0.9"	3.8"	2.4"	4.6"
3"	6.2"	3.8"	1.3"	1.2"	4.1"	2.9"	5.2"
4"	6.2"	4.5"	1.3"	1.2"	4.8"	3.8"	6.7"
6"	11.5"	5.5"	1.3"	1.2"	5.5"	5.8"	8.5"
8"	18.0"	6.9"	1.6"	1.2"	4.9"	7.8"	11.2"

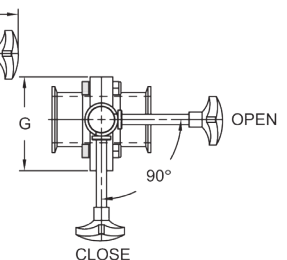
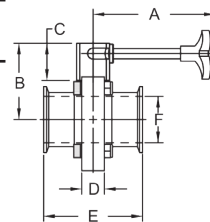


Clamp End with Infinite Position Handle - [B]

Size	316L Stainless Steel with Silicone Seats Part #	316L Stainless Steel with FKM Seats Part #	316L Stainless Steel with EPDM Seats Part #
1/2"	B5101S050CC-B	B5101V050CC-B	B5101E050CC-B
3/4"	B5101S075CC-B	B5101V075CC-B	B5101E075CC-B
1"	B5101S100CC-B	B5101V100CC-B	B5101E100CC-B
1 1/2"	B5101S150CC-B	B5101V150CC-B	B5101E150CC-B
2"	B5101S200CC-B	B5101V200CC-B	B5101E200CC-B
2 1/2"	B5101S250CC-B	B5101V250CC-B	B5101E250CC-B
3"	B5101S300CC-B	B5101V300CC-B	B5101E300CC-B
4"	B5101S400CC-B	B5101V400CC-B	B5101E400CC-B



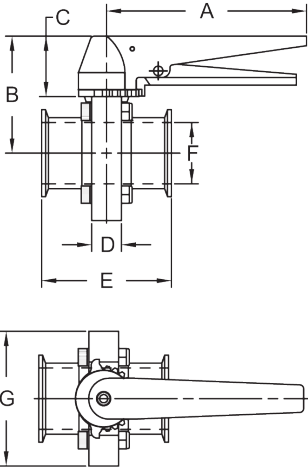
Size	Dimensions						
	A	B	C	D	E	F	G
1/2"	4.3"	2.6"	1.3"	0.9"	3.5"	.37"	3.1"
3/4"	4.3"	2.6"	1.3"	0.9"	3.5"	.62"	3.1"
1"	4.3"	2.6"	1.3"	0.9"	3.5"	.90"	3.1"
1 1/2"	4.3"	2.6"	1.3"	0.9"	3.5"	1.40"	3.1"
2"	4.3"	2.9"	1.3"	0.9"	3.8"	1.90"	3.9"
2 1/2"	4.3"	3.3"	1.3"	0.9"	3.8"	2.40"	4.6"
3"	6.4"	3.6"	1.3"	1.2"	4.1"	2.90"	5.2"
4"	6.4"	4.4"	1.3"	1.2"	4.8"	3.80"	6.7"



Butterfly Valves

Clamp End with Trigger Handle - [C]

Sanitary Fittings



Size	316L Stainless Steel with Silicone Seats Part #	316L Stainless Steel with FKM Seats Part #	316L Stainless Steel with EPDM Seats Part #
1/2"	B5101S050CC-C	B5101V050CC-C	B5101E050CC-C
3/4"	B5101S075CC-C	B5101V075CC-C	B5101E075CC-C
1"	B5101S100CC-C	B5101V100CC-C	B5101E100CC-C
1 1/2"	B5101S150CC-C	B5101V150CC-C	B5101E150CC-C
2"	B5101S200CC-C	B5101V200CC-C	B5101E200CC-C
2 1/2"	B5101S250CC-C	B5101V250CC-C	B5101E250CC-C
3"	B5101S300CC-C	B5101V300CC-C	B5101E300CC-C
4"	B5101S400CC-C	B5101V400CC-C	B5101E400CC-C

Size	Dimensions						
	A	B	C	D	E	F	G
1/2"	6.6"	3.0"	1.7"	0.9"	3.5"	.37"	3.1"
3/4"	6.6"	3.0"	1.7"	0.9"	3.5"	.62"	3.1"
1"	6.6"	3.0"	1.7"	0.9"	3.5"	.90"	3.1"
1 1/2"	6.6"	3.0"	1.7"	0.9"	3.5"	1.40"	3.1"
2"	6.6"	3.5"	1.7"	0.9"	3.8"	1.90"	3.9"
2 1/2"	6.6"	3.7"	1.7"	0.9"	3.8"	2.40"	4.6"
3"	6.6"	3.9"	1.7"	1.2"	4.1"	2.90"	5.2"
4"	6.6"	4.8"	1.7"	1.2"	4.8"	3.80"	6.7"

Repair Kits for Butterfly Valves

Features:

Repair kit contains:

- (1) seat
- (2) bushings

for valves located on pages 629 and 630



Valve Size	Black EPDM Part #	Red Silicone Part #	Brown FKM Part #
1/2" - 1"	B5101-RKE100	B5101-RKS100	B5101-RKV100
1 1/2"	B5101-RKE150	B5101-RKS150	B5101-RKV150
2"	B5101-RKE200	B5101-RKS200	B5101-RKV200
2 1/2"	B5101-RKE250	B5101-RKS250	B5101-RKV250
3"	B5101-RKE300	B5101-RKS300	B5101-RKV300
4"	B5101-RKE400	B5101-RKS400	B5101-RKV400
6"	B5101-RKE600	B5101-RKS600	---
8"	B5107-RKE800	---	---

Our commitment to excellence and continuous research and development for improving product quality may warrant periodic changes in design and specification. We reserve the right to modify product design without prior notification and without incurring any liability to provide these modifications to products previously purchased.

Butterfly Valves**Clamp****Materials:**

- contact product surfaces: sanitary finish 316L stainless steel
- seat: silicone, EPDM, FKM

Features:

- all sizes use only ¾" of line space
- the grooved clamp housing connects directly to the corresponding sanitary clamp size
- PTFE valve disc bushings reduce friction and increase cycle life
- 3-position reversible handle
- 100% tested / 100% inspected
- can be serviced in field (no special tools required)
- can be modified for lockout / tagout
- various automated options available

Specifications:

- vacuum rating: 0.4 inches Hg @ 68°F (20°C)
- operating temperature range: 15°F to 200°F (-9°C to 93°C)

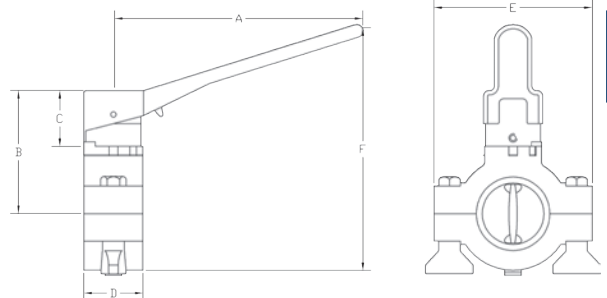
Information supplied based on water media @ 68°F (20°C)

Size	Break Torque (in-lbs.)	Assembly Torque (in-lbs.)	Pressure Rating (PSI)	Flow Coefficient (C _v)	Weight w/standard handle (lbs.)
1"	125	36	140	23	1.5
1½"	185	36	140	80	2
2"	200	21.6	120	230	2.5
2½"	260	21.6	120	264	3
3"	350	28.8	100	372	4
4"	495	43.2	70	800	6

Size	316L Stainless Steel with Silicone Seats Part #	316L Stainless Steel with FKM Seats Part #	316L Stainless Steel with EPDM Seats Part #
1"	B5102S100-A	B5102V100-A	B5102E100-A
1½"	B5102S150-A	B5102V150-A	B5102E150-A
2"	B5102S200-A	B5102V200-A	B5102E200-A
2½"	B5102S250-A	B5102V250-A	B5102E250-A
3"	B5102S300-A	B5102V300-A	B5102E300-A
4"	B5102S400-A	B5102V400-A	B5102E400-A



Size	Dimensions						PSI @ 68°F (20°C)
	A	B	C	D	E	F	
1"	5.6"	2.8"	1.3"	1.3"	3.6"	5.6"	140
1½"	5.6"	2.8"	1.3"	1.3"	3.6"	5.6"	140
2"	5.6"	3.0"	1.3"	1.3"	4.1"	6.1"	120
2½"	5.6"	3.3"	1.3"	1.3"	4.6"	6.6"	120
3"	5.6"	3.6"	1.3"	1.3"	5.3"	7.1"	100
4"	5.6"	4.1"	1.3"	1.3"	6.4"	8.2"	70

**Repair Kits for Clamp Butterfly Valves**

Repair kit contains:

- (1) seat
- (2) bushings

Valve Size	Black EPDM Part #	Red Silicone Part #	Brown FKM Part #
1"	B5102-RKE100	B5102-RKS100	B5102-RKV100
1½"	B5102-RKE150	B5102-RKS150	B5102-RKV150
2"	B5102-RKE200	B5102-RKS200	B5102-RKV200
2½"	B5102-RKE250	B5102-RKS250	B5102-RKV250
3"	B5102-RKE300	B5102-RKS300	B5102-RKV300
4"	B5102-RKE400	B5102-RKS400	B5102-RKV400



B5102-RKS100

NEW

B5115 Series - 304 Stainless Steel Butterfly Valves

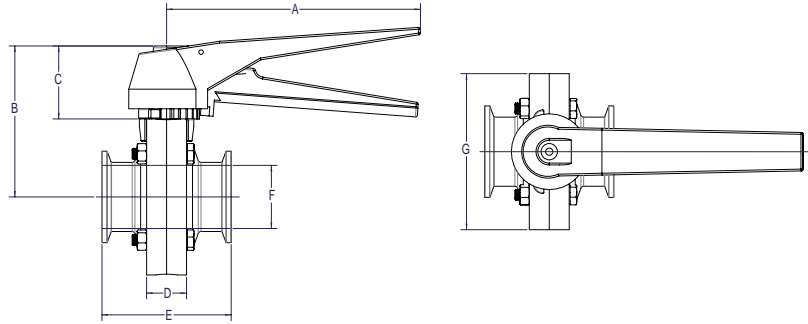
Features:

- 100% tested / 100% inspected
- product contact are sanitary finish to $32R_a$
- can be serviced in field
- silicone seats
- blue trigger handle
- operating temperature range: 15°F to 200°F (-9°C to 93°C)
- maximum operating pressure: 110 PSI

Sanitary Fittings

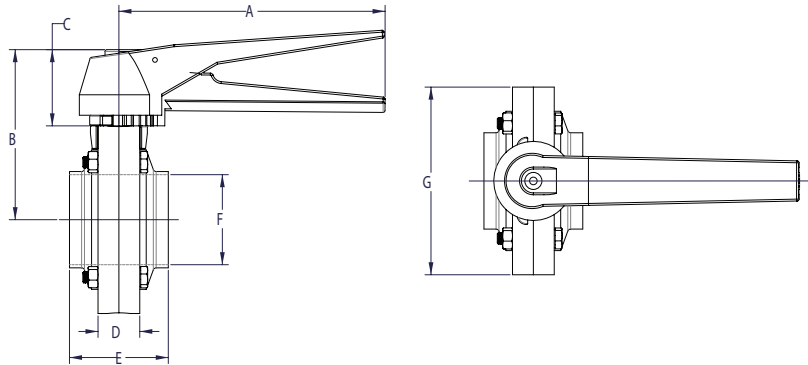


Clamp End with Trigger Handle



Size	Dimensions							304 Stainless Steel Part #
	A	B	C	D	E	F	G	
1½"	5.70"	3.40"	1.60"	0.87"	2.80"	1.40"	3.40"	B5115S150CC-C
2"	5.70"	3.60"	1.60"	0.87"	3.00"	1.90"	3.90"	B5115S200CC-C
3"	5.70"	4.20"	1.60"	0.87"	3.30"	2.90"	5.00"	B5115S300CC-C
4"	6.89"	5.51"	1.60"	0.87"	3.62"	3.83"	6.89"	B5115S400CC-C

Weld End with Trigger Handle



Size	Dimensions							304 Stainless Steel Part #
	A	B	C	D	E	F	G	
1½"	5.70"	3.40"	1.60"	0.87"	1.97"	1.40"	3.40"	B5115S150BB-C
2"	5.70"	3.60"	1.60"	0.87"	2.05"	1.90"	3.90"	B5115S200BB-C
3"	5.70"	4.20"	1.60"	0.87"	2.12"	2.90"	5.00"	B5115S300BB-C
4"	6.89"	5.51"	1.60"	0.87"	2.52"	3.83"	6.89"	B5115S400BB-C

Replacement Seats

Size	Part #
1½"	B5115-RKS150
2"	B5115-RKS200
3"	B5115-RKS300
4"	B5115-RKS400

Note: Cannot be actuated and is supplied with silicone seats only.

HSC Series Spring Check Valve


Sanitary
Fittings**Features:**

- single piece upper body spider design
- machined from solid bar
- standard O-ring and gasket seal design
- can be serviced in field (no special tools required)
- finish: sanitary polish 32 R_a
- suitable for low and medium viscosity fluids
- connection: clamp (standard), others available upon request

Size	Pressure Rating	Cracking Pressure (PSI)	Operating Temperature	316L stainless steel Part #
1/2"	145 PSI	10.0	15°F to 200°F (-9°C to 93°C)	HSC*050
3/4"		4.0		HSC*075
1"		2.5		HSC*100
1 1/2"		1.0		HSC*150
2"		1.5		HSC*200
2 1/2"		0.8		HSC*250
3"		0.5		HSC*300
4"		0.4		HSC*400



*V=FKM or E=EPDM

Repair Kits

Size	Part #
1/2"	HSC-RK*050
3/4"	HSC-RK*075
1"	HSC-RK*100
1 1/2"	HSC-RK*150
2"	HSC-RK*200
2 1/2"	HSC-RK*250
3"	HSC-RK*300
4"	HSC-RK*400

1/2"-3/4" repair kit contains:

- (1) body gasket
- (1) plunger O-ring
- (1) spider O-ring

1"-4" repair kit contains:

- (1) body gasket
- (1) plunger O-ring

*V=FKM or E=EPDM

Dimensions

Size	A
1/2"	2.7"
3/4"	2.7"
1"	3.3"
1 1/2"	3.4"
2"	3.4"
2 1/2"	3.4"
3"	3.4"
4"	4.1"



B45BY Series Y - Ball Check Valve



1447
**Applications:**

- When liquid flows through the valve, the ball is forced into the branch of the valve allowing full fluid flow. When the liquid stops, equalizing the pressure, the ball drops back into the seat, preventing backflow. Should reverse flow occur, the differential pressure will cause the ball to seal firmly against the seat preventing leakage.

Materials:

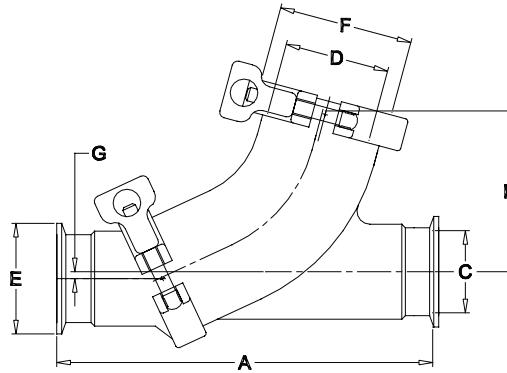
- ball: PTFE
- product contact surfaces: 316L stainless steel

Features:

- two-piece construction
- replaceable seat
- can be serviced in field (no special tools required)

Specifications:

- operating temperature range: 15°F to 200°F (-9°C to 93°C)
- maximum operating pressure: 150 PSI

Dimensions

Valve Size	Clamp & Cap Size	A	B	C	D	E	F	G	Ball Diameter	Weight (lbs)	316L Stainless Steel Part #
1½"	2"	7.50"	3.30"	1.36"	1.87"	1.98"	2.51"	0.16"	1.6"	4.9	B45BY-R150
2"	2½"	8.50"	3.90"	1.86"	2.33"	2.51"	3.04"	0.16"	2.1"	6.6	B45BY-R200
2½"	3"	10.00"	4.50"	2.37"	2.87"	3.04"	3.57"	0.16"	2.7"	10.5	B45BY-R250
3"	4"	11.50"	5.30"	2.87"	3.83"	3.57"	4.68"	0.16"	3.6"	17.5	B45BY-R300

All dimensions are approximate. Engineering dimensions are available upon request.
Specifications are subject to change without notice.

Repair and Seal Kits

Repair kit contains:

- (1) EPDM cap gasket
- (1) PTFE ball
- (1) EPDM/CF8M seat

Seal kit contains:

- (1) EPDM cap gasket
- (1) EPDM/CF8M seat

FKM seal kit contains:

- (1) FKM cap gasket
- (1) FKM /CF8M seat

Size	Repair Kit Part #	Seal Kit Part #	FKM Seal Kit Part #	Replacement Ball Only Part #
1½"	B45BY-RK150	B45BY-SK150	B45BY-SKV150	B45BY-TB150
2"	B45BY-RK200	B45BY-SK200	B45BY-SKV200	B45BY-TB200
2½"	B45BY-RK250	B45BY-SK250	B45BY-SKV250	B45BY-TB250
3"	B45BY-RK300	B45BY-SK300	B45BY-SKV300	B45BY-TB300

B45 Air Blow Check Valves



Sanitary Fittings

Materials:

- 316L stainless steel
- stem seat and gasket: EPDM

Features:

- Conforms to 3A standards for filtration of air entering tanks or pipelines with optional filter disc
- filter discs sold separately in packs of 50

Specifications:

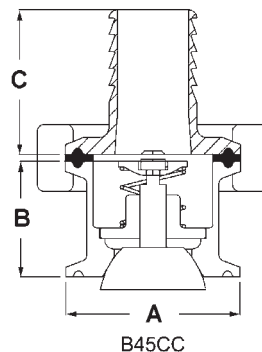
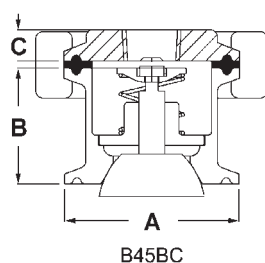
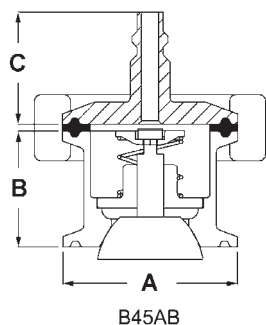
- maximum operating temperature: **212°F (100°C)**
- maximum operating pressure: **145 PSI**

Size	Quick-Connect Plug Part #	Female NPT Part #	Hose Barb Part #
1" - 1½"	B45AB-R100150	B45BC-R100150	B45CC-R100150
2"	B45AB-R200	B45BC-R200	B45CC-R200
2½"	B45AB-R250	B45BC-R250	B45CC-R250
3"	B45AB-R300	B45BC-R300	B45CC-R300
4"	B45AB-R400	B45BC-R400	B45CC-R400



Can be used on the Dixon® B45BY Series Y-Ball Check Valves

Dimensions



Size	A	B	C Plug	C FNPT	C Hose Barb
1"-1½"	1.984"	1.30"	1.26"	.6"	1.7"
2"	2.516"	1.30"	1.26"	.6"	1.7"
2½"	3.047"	1.30"	1.26"	.6"	1.7"
3"	3.579"	1.30"	1.26"	.6"	1.7"
4"	4.682"	1.30"	1.26"	.6"	1.7"

All dimensions are approximate. Engineering dimensions are available upon request. Specifications are subject to change without notice.

Repair Kit

- Repair kit, **B45AB-RK**, contains:
- (1) EPDM / 316L stainless perforated disc
 - (1) 304 stainless spring retainer
 - (1) 304 stainless spring
 - (1) nylon stem guide
 - (1) 316L / EPDM stem and plug

Sizing Chart

When using air blow check valves with ball check valves, refer to the sizing chart below.

Ball Check Valve size	Air Blow Check Valve size
1½"	2"
2"	2½"
2½"	3"
3"	4"

Air & Vacuum Relief Tank Vent Valves

Applications:

- when product filling or emptying a tank, this valve is used to relieve pressure or vacuum

Features:

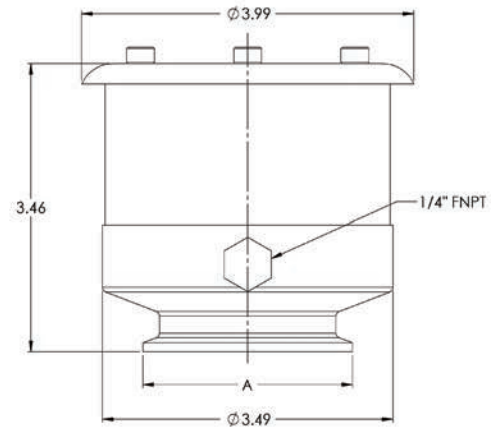
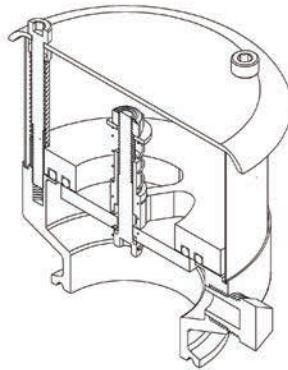
- Triple Action:
 - valve relieves pressure as the fluid level rises while filling a tank
 - valve relieves vacuum as the fluid level drops while emptying a tank
 - seals under equal pressure
- stainless steel screen surrounds the entire vacuum and pressure flow area
- other sanitary connections optional
- 1/4" FNPT connection for gas inlet, plug also supplied
- repair kits available

Materials:

- 304 stainless steel, EPDM elastomer

Specifications:

- vacuum break: 2" water column, 0.1 PSI
- pressure relief: 22" water column, 0.8 PSI
- maximum temperature and pressure rating: **3 PSI @ 70°F (21°C)**
- maximum flow rate: 500 GPM



Tube OD	Dimension A	304 Stainless Steel Part #
2"	2.52"	TVSEC-G200
3"	3.58"	TVSEC-G300
4"	4.68"	TVSEC-G400

! Due to the impossible determination of whether a tank was damaged due to the tank vent or the lack of opening the upper manhole during product transfer, Dixon Sanitary assumes no liability for tank damage or product loss.

All dimensions are approximate. Engineering dimensions are available upon request.
Specifications are subject to change without notice.

Air & Vacuum Relief Tank Vent Valve

Material:

- light weight, robust PVC and 304 stainless steel construction

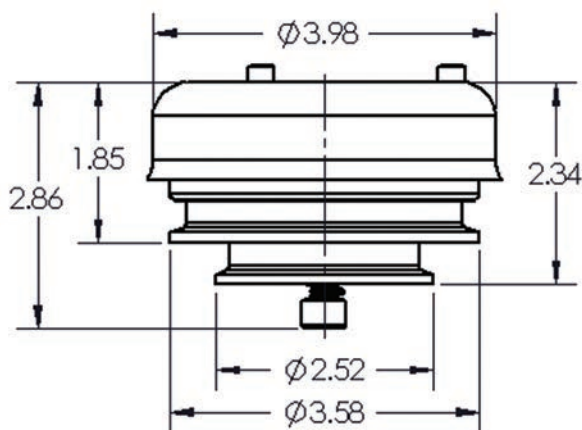
Features:

- dome helps in preventing external contamination
- can use any clamp gasket

Specifications:

- maximum flow rate: 500 GPM
- vacuum break: 0.1 **PSI**
- pressure relief: 0.1 **PSI**

Size	304 Stainless Steel Part #
2" - 3"	TVPC200-300

Dimensions

! Due to the impossible determination of whether a tank was damaged due to the tank vent or the lack of opening the upper manhole during product transfer, Dixon Sanitary assumes no liability for tank damage or product loss.

All dimensions are approximate. Engineering dimensions are available upon request.
Specifications are subject to change without notice.

3A Sample Valves with Manual Handle


 1447
Sanitary
Fittings

single port

Applications:

- The 3A sample valve allows easy and safe sampling of liquids from closed systems such as vessels and pipelines.
- These valves are located in the pharmaceutical, bio-pharmaceutical, biochemical, cosmetic, food, dairy and beverage markets.

Features:

- valve body made from solid bar
- no dead space
- drainable
- connections suitable for orbital welding
- available with single or dual ports
- hermetically sealed against environment
- optimum cleanability
- change of seals without special tools
- long life of the PTFE-bellows
- low spare part costs
- options for pneumatic actuator: no lever, with self-closing lever and with lever for open position
- manual actuator (hand wheel)

Materials:

- in product contact: 1.4404/AISI 316L
- non product contact: 1.4301/AISI 304
- product contact seals: PTFE bellows
- surfaces: wetted product surfaces: $R_a \leq 32$ (optional surface finishes available), non product contact: $R_a \leq 63$

Specifications:

- closing tension operating pressure: maximum **116 PSI**
- hand wheel version operating pressure: minimum **87 PSI**, maximum **232 PSI**
- controlled air pressure: maximum **145 PSI**



double port

Clamp Valve Size	Weld Port Size	Single Port Part #	Dual Port Part #
½"	¼"	BSVS-HC050B025	BSVD-HC050B025
½"	⅜"	BSVS-HC050B375	BSVD-HC050B375
½"	½"	BSVS-HC050B050	BSVD-HC050B050
1" - 1½"	¼"	BSVS-HC100B025	BSVD-HC100B025
1" - 1½"	⅜"	BSVS-HC100B375	BSVD-HC100B375
1" - 1½"	½"	BSVS-HC100B050	BSVD-HC100B050
2"	¼"	BSVS-HC200B025	BSVD-HC200B025
2"	⅜"	BSVS-HC200B375	BSVD-HC200B375
2"	½"	BSVS-HC200B050	BSVD-HC200B050
2½"	¼"	BSVS-HC250B025	BSVD-HC250B025
2½"	⅜"	BSVS-HC250B375	BSVD-HC250B375
2½"	½"	BSVS-HC250B050	BSVD-HC250B050
3"	¼"	BSVS-HC300B025	BSVD-HC300B025
3"	⅜"	BSVS-HC300B375	BSVD-HC300B375
3"	½"	BSVS-HC300B050	BSVD-HC300B050
4"	¼"	BSVS-HC400B025	BSVD-HC400B025
4"	⅜"	BSVS-HC400B375	BSVD-HC400B375
4"	½"	BSVS-HC400B050	BSVD-HC400B050

Electrically Actuated Stainless Steel Ball Valves

2-Piece

Features:

2-Piece Stainless Steel Ball Valve

- body, ends and ball: CF8M stainless
- seats: RTFE
- seals: PTFE
- blow-out proof stem
- ISO 5211 mounting pad
- pressure rating: ¼" - 2" **1000 PSI WOG**, 2½" - 3" **800 PSI WOG**
- temperature range: ½" to 2": **-40°F to 350°F (-40°C to 177°C)**, 3" to 4": **-40°F to 325°F (-40°C to 163°C)**

Electric Actuator

- housing: lightweight powder coated aluminum alloy
- NEMA 4/4X waterproof and dustproof
- gear train: high alloy steel
- H-insulation class
- visual position indication
- space heater is standard
- temperature range: **-41°F to 140°F (-41°C to 60°C)**
- ISO 9001, CS, CE and CSA-C US Certified
- RoHS compliant

Sanitary
Fittings

3-Piece

Features:

3-Piece Stainless Steel Ball Valve

- body and ball: CF8M stainless steel
- stem: 316 stainless steel
- seat: RTFE
- blow-out proof stem
- live-loaded stem packing
- ISO 5211 mounting pad
- swing out design allows easy maintenance
- maximum pressure: ¼" - 2" **1,000 PSI WOG** at 65°F, 2½" - 3" **800 PSI WOG** at 65°F, 4" **600 PSI WOG** at 65°F
- temperature range: ½" to 2": **-40°F to 350°F (-40°C to 177°C)**, 3" to 4": **-40°F to 325°F (-40°C to 163°C)**

Electric Actuator

- housing: lightweight powder coated aluminum alloy
- NEMA 4/4X waterproof and dustproof
- gear train: high alloy steel
- H-insulation class
- visual position indication
- space heater is standard
- temperature range: **-41°F to 140°F (-41°C to 60°C)**
- ISO 9001, CS, CE and CSA-C US Certified
- RoHS compliant



Contact Dixon® for a wide variety of options: voltages, modulating, extra switches, transmitters, potentiometer, etc.

Even though there are torque safety factors built into our automated ball valve packages, actual service conditions must also be considered when selecting the proper product for the appropriate application. For example: Severe service conditions such as dirty water, dirty air, all slurries, raw sewage water, oils, and other viscous fluids can have a dramatic affect in raising the torque requirements of ball valves as much as 75% and therefore larger actuators may be required. Please consult Dixon® when dealing with these types of applications.



Electrically Actuated Brass Ball Valves

Sanitary
Fittings**Features:****2-Piece Brass Ball Valve**

- ½" to 2" brass; 3" bronze
- elastomers: FKM
- stem: blow-out proof brass
- seats: PTFE with double O-ring stem packing
- ISO 5211 mounting pad
- pressure rating: - **600 PSI WOG, 150 PSI WOG**
- maximum temperature: **300°F (149°C)**

Electric Actuator

- housing: lightweight powder coated aluminum alloy
- NEMA 4/4X waterproof and dustproof
- gear train: high alloy steel
- H-insulation class
- visual position indication
- space heater is standard
- temperature range: **-41°F to 140°F (-41°C to 60°C)**
- ISO 9001, CS, CE and CSA-C US Certified
- RoHS compliant

Contact Dixon® for a wide variety of options: voltages, modulating, extra switches, transmitters, potentiometer, etc.

Even though there are torque safety factors built into our automated ball valve packages, actual service conditions must also be considered when selecting the proper product for the appropriate application.

For example: Severe service conditions such as dirty water, dirty air, all slurries, raw sewage water, oils, and other viscous fluids can have a dramatic affect in raising the torque requirements of ball valves as much as 75% and therefore larger actuators may be required. Please consult Dixon® when dealing with these types of applications.



Electrically Actuated 3-Way Ball Valves - 'T / L' Port

3-Way Stainless Steel

Features:**3-Way Stainless Steel Ball Valve**

- body and ball: CF8M stainless steel
- seats and seals: RTFE
- full port with FNPT ends
- blow-out proof stem
- live-loaded stem packing
- ISO 5211 mounting pad
- working pressure: ¼" to 1": **1000 PSI WOG**; 1¼" to 2": **800 PSI WOG**
- maximum temperature: **350°F (177°C)**

Electric Actuator

- housing: lightweight powder coated aluminum alloy
- NEMA 4/4X waterproof and dustproof
- gear train: high alloy steel
- H-insulation class
- visual position indication
- space heater is standard
- temperature range: **-41°F to 140°F (-41°C to 60°C)**
- ISO 9001, CS, CE and CSA-C US Certified
- RoHS compliant

Sanitary
Fittings

3-Way Brass

Features:**3-Way Brass Ball Valve**

- body: brass
- seats: PTFE with O-ring backing
- reduced port ball valves with FNPT ends
- blow-out proof stem
- ISO 5211 mounting pad
- pressure rating: **400 PSI WOG, 100 PSI WSP**
- maximum temperature: **300°F (149°C)**

Electric Actuator

- housing: lightweight powder coated aluminum alloy
- NEMA 4/4X waterproof and dustproof
- gear train: high alloy steel
- H-insulation class
- visual position indication
- space heater is standard
- temperature range: **-41°F to 140°F (-41°C to 60°C)**
- ISO 9001, CS, CE and CSA-C US Certified
- RoHS compliant



A flow path needs to be selected at time of order. See page 647 for flow path options.

Customer verification is critical. If flow path needs to be changed after being shipped, labor and shipping charges will apply.

Contact Dixon® for a wide variety of options: voltages, modulating, extra switches, transmitters, potentiometer, etc.

Even though there are torque safety factors built into our automated ball valve packages, actual service conditions must also be considered when selecting the proper product for the appropriate application. For example: Severe service conditions such as dirty water, dirty air, all slurries, raw sewage water, oils, and other viscous fluids can have a dramatic affect in raising the torque requirements of ball valves as much as 75% and therefore larger actuators may be required. Please consult Dixon® when dealing with these types of applications.



Pneumatically Actuated Stainless Steel Ball Valves

2-Piece

Features:

3-Piece Stainless Steel Ball Valve

- body, ends and ball: CF8M stainless
- seats: RTFE
- seals: PTFE
- blow-out proof stem
- live-loaded stem packing
- ISO 5211 mounting pad
- pressure rating: ¼" - 2" **1000 PSI WOG**, 2½" - 3" **800 PSI WOG**
- temperature range: ¼" to 2": **-40°F to 350°F (-40°C to 177°C)**, 2½" to 3": **-40°F to 325°F (-40°C to 163°C)**

Rack and Pinion Actuator

- body: hard anodized aluminum
- anti-blowout pinion: nickel plated anti-blowout pinion
- O-rings: Buna-N
- NAMUR mounting
- bi-directional stops for ±5° travel adjustment
- **80 PSI** plant air required
- visual position indication
- maximum operating pressure: **120 PSI**
- temperature range: **-40°F to 200°F (-40°C to 93°C)**
- tested to one million cycles
- for spring return actuators must note fail position

Sanitary Fittings



3-Piece

Features:

3-Piece Stainless Steel Ball Valve

- body and ball: CF8M stainless steel
- stem: 316 stainless steel
- seat: RTFE
- blow-out proof stem
- live-loaded stem packing
- ISO 5211 mounting pad
- swing out design allows easy maintenance
- maximum pressure: ¼" - 2" **1,000 PSI WOG** at 65°F, 2½" - 3" **800 PSI WOG** at 65°F, 4" **600 PSI WOG** at 65°F
- temperature range: ½" to 2" **-40°F to 350°F (-40°C to 177°C)**, 3" to 4": **-40°F to 325°F (-40°C to 163°C)**

Rack and Pinion Actuator

- body: hard anodized aluminum
- anti-blowout pinion: nickel plated
- O-rings: Buna-N
- NAMUR mounting
- bi-directional stops for ±5° travel adjustment
- 80 PSI plant air required
- visual position indication
- maximum operating pressure: **120 PSI**
- temperature range: **-40°F to 200°F (-40°C to 93°C)**
- tested to one million cycles
- for spring return actuators must note fail position



Contact Dixon® for a wide variety of options: spring return (normally closed) and double acting actuators, switches, solenoids, positioners, etc.

Even though there are torque safety factors built into our automated ball valve packages, actual service conditions must also be considered when selecting the proper product for the appropriate application.

For example: Severe service conditions such as dirty water, dirty air, all slurries, raw sewage water, oils, and other viscous fluids can have a dramatic affect in raising the torque requirements of ball valves as much as 75% and therefore larger actuators may be required. Please consult Dixon® when dealing with these types of applications.



Pneumatically Actuated Brass Ball Valves

Features:**2-Piece Brass Ball Valve**

- body: ¼ " to 2" brass, 2½" - 4" bronze
- seats: PTFE
- ends: FNPT
- brass ball
- FKM elastomers
- blow-out proof stem
- PTFE seats with double O-ring stem packing
- ISO 5211 mounting pad
- pressure rating: - **600 PSI WOG, 150 PSI WSP**
- maximum temperature: **300°F (149°C)**

Rack and Pinion Actuator

- body: hard anodized aluminum
- anti-blowout pinion: nickel plated
- O-rings: Buna-N
- NAMUR mounting
- bi-directional stops for $\pm 5^\circ$ travel adjustment
- 80 PSI plant air required
- visual position indication
- maximum operating pressure: **120 PSI**
- temperature range: **-40°F to 200°F (-40°C to 93°C)**
- tested to one million cycles
- for spring return actuators must note fail position

Sanitary
Fittings

Contact Dixon® for a wide variety of options: spring return (normally closed) and double acting actuators, switches, solenoids, positioners, etc.

Even though there are torque safety factors built into our automated ball valve packages, actual service conditions must also be considered when selecting the proper product for the appropriate application.

For example: Severe service conditions such as dirty water, dirty air, all slurries, raw sewage water, oils, and other viscous fluids can have a dramatic affect in raising the torque requirements of ball valves as much as 75% and therefore larger actuators may be required. Please consult Dixon® when dealing with these types of applications.



Pneumatically Actuated 3-Way Stainless Steel Ball Valves - 'T / L' Port

Sanitary
Fittings



Features:

3-Way Stainless Steel Ball Valve

- full port ball valves with FNPT ends
- body and ball: CF8M stainless steel
- seats and seals: RTFE
- blow-out proof stem
- live-loaded stem packing
- ISO 5211 mounting pad
- working pressure: ¼" to 1": **1000 PSI WOG**; 1¼" to 2": **800 PSI WSP**
- maximum temperature: **350°F (177°C)**

Rack and Pinion Actuator

- body: hard anodized aluminum
 - anti-blowout pinion: nickel plated
 - O-rings: Buna-N
 - NAMUR mounting
 - bi-directional stops for ±5° travel adjustment
 - 80 PSI plant air required
 - visual position indication
 - maximum operating pressure: **120 PSI**
 - temperature range: **-40°F to 200°F (-40° to 93°C)**
 - tested to one million cycles
 - for spring return actuators must note fail position
- A flow path needs to be selected at time of order. See page 647 for flow path options.
 - Customer verification is critical. If flow path needs to be changed after being shipped, labor and shipping charges will apply.

Contact Dixon® for a wide variety of options: spring return (normally closed) and double acting actuators, switches, solenoids, positioners, etc.

Even though there are torque safety factors built into our automated ball valve packages, actual service conditions must also be considered when selecting the proper product for the appropriate application. For example: Severe service conditions such as dirty water, dirty air, all slurries, raw sewage water, oils, and other viscous fluids can have a dramatic affect in raising the torque requirements of ball valves as much as 75% and therefore larger actuators may be required. Please consult Dixon® when dealing with these types of applications.



Pneumatically Actuated 3-Way Brass Ball Valves - 'T / L' Port

Features:**3-Way Brass Ball Valve**

- reduced port brass ball valves with FNPT ends
- blow-out proof stem
- body: brass
- seats: PTFE with O-ring backing
- ball: chrome-plated brass
- PTFE seats with O-ring backing for low operating torque
- ISO 5211 mounting pad
- pressure rating: **400 PSI WOG 100 PSI WSP**
- maximum temperature: **300°F (149°C)**

Rack and Pinion Actuator

- body: hard anodized aluminum
 - anti-blowout pinion: nickel plated
 - O-rings: Buna-N
 - NAMUR mounting
 - bi-directional stops for $\pm 5^\circ$ travel adjustment
 - 80 PSI plant air required
 - visual position indication
 - maximum operating pressure: **120 PSI**
 - temperature range: **-40°F to 200°F (-40°C to 93°C)**
 - tested to one million cycles
 - for spring return actuators must note fail position
- A flow path needs to be selected at time of order. See page 647 for flow path options.
 - Customer verification is critical. If flow path needs to be changed after being shipped, labor and shipping charges will apply.

Sanitary
Fittings

Contact Dixon® for a wide variety of options: spring return (normally closed) and double acting actuators, switches, solenoids, positioners, etc.

Even though there are torque safety factors built into our automated ball valve packages, actual service conditions must also be considered when selecting the proper product for the appropriate application. For example: Severe service conditions such as dirty water, dirty air, all slurries, raw sewage water, oils, and other viscous fluids can have a dramatic affect in raising the torque requirements of ball valves as much as 75% and therefore larger actuators may be required. Please consult Dixon® when dealing with these types of applications.



Pneumatically Actuated Wafer Butterfly Valves

Rack and Pinion Actuator

Features:

- bi-directional stops for $\pm 5^\circ$ travel adjustment
- **80 PSI** plant air required
- body: hard anodized aluminum
- anti-blowout pinion: nickel plated
- O-rings: Buna-N
- maximum operating pressure: **120 PSI**
- temperature range: **-40°F to 200°F (-40°C to 93°C)**
- Namur mounting
- visual position indication
- tested to 1 million cycles
- for spring return actuators must note fail position

Sanitary Fittings

Wafer



Features:

- installs between standard ANSI Class 150# flanges
- seat backing ring ensures blow-out proof service
- conforms to MSS-SP-67, MSS-SP-25, API-609
- body with extended neck: ductile iron
- disc: nickel plated ductile iron
- replaceable seat: EPDM
- no taper pins
- can be serviced in the field
- maximum operating pressure: **200 PSI** (bi-directional)
- temperature range: **-20°F to 250°F (-29°C to 121°C)**
- a wide variety of seat, disc and body materials are available

Lug



Features:

- installs between standard ANSI Class 150# flanges
- seat backing ring ensures blow-out proof service
- conforms to MSS-SP-67, MSS-SP-25, API-609
- body with extended neck: ductile iron
- disc: nickel plated ductile iron
- replaceable seat: EPDM
- no taper pins
- can be serviced in the field
- maximum operating pressure: **200 PSI** (bi-directional)
- temperature range: **-20°F to 250°F (-29°C to 121°C)**
- a wide variety of seat, disc and body materials are available

Contact Dixon® for a wide variety of options: spring return (normally closed) and double acting actuators, switches, solenoids, positioners, etc.



BV3/4 Series Multi-port Sanitary Stainless Steel Ball Valves

Flow Paths

Sanitary
Fittings

3-way 'L'-port
position A



3-way 'L'-port
position B



3-way 'L'-port
position C




3-way 'T'-port
position A



3-way 'T'-port
position B



3-way 'T'-port
position C



3-way 'T'-port
position D



4-way 'L'-port
position A



4-way 'L'-port
position B




4-way 'L'-port
position C



4-way 'L'-port
position D



4-way 'T'-port
position A



4-way 'T'-port
position B



4-way 'T'-port
position C



4-way 'T'-port
position D



Actuated Valve Accessories

Limit Switches

Features:

- visual position indicator
- 3D open/close indication
- quick-set cam
- mechanical SPDT switches (standard)
- multipoint terminal strip
- various switch options available
- cable entry: (2) 1/2" NPT

Enclosures available:

NEMA 4 4/X

- water and dust tight for indoor or outdoor use
- corrosion resistant

NEMA 7

- water and dust tight for indoor or outdoor use
- corrosion resistant
- for use in indoor hazardous locations
- explosion proof



XLS-B4A0120P



Enclosure	Part #
NEMA 4/4X	XLS-B4A0120P
NEMA 7	XLS-C7A0120P

Solenoids

Features:

- pressure range: **30 PSI to 150 PSI**
- duty cycle: 100% extended duty
- voltages available: 12VDC, 24VDC, 24VAC, 48VAC, 110VAC, 220VAC
- electroless nickel plated spool
- easy-to-use manual override
- port sizes: inlet and exhaust 1/4" NPT
- NEMA 4 4/X Enclosure
 - water and dust tight for indoor or outdoor use
 - corrosion resistant



Description	Voltage	Part #
single coil	115VAC	XSO-4S4D-0A
single coil	24VDC	XSO-4S4B-0A
dual coil	115VAC	XSO-4D4D-0A
dual coil	24VDC	XSO-4D4B-0A

Positioners

Features:

- air capacity:
 - at 29 PSI (200kPa): 9.5 SCFM
 - at 87 PSI (600kPa): 28.3 SCFM
 - at 145 PSI (1MPa): 47.1 SCFM
 - air connections: 1/4" NPT
 - gauges: 1/8" NPT
 - cable entry: 1/2" NPT
- Electro-Pneumatic
- input range: 4-20mA (Ri<250ohms)
 - supply pressure: 21.8 to 145 PSI (0.15 to 1MPa)
 - linearity error: <1.0% f.s
 - hysteresis: <0.6% f.s
 - repeatability: <0.5% f.s

Pneumatic

- input range: 3 to 15 PSI (20-100kPa)
- supply pressure: < 145 PSI (<1MPa)
- linearity error: <0.7% f.s
- hysteresis: <0.4% f.s
- repeatability: <0.3% f.s



Positioner Type	Part #
Electro-Pneumatic	XPO-E4F
Pneumatic	XPO-P4F

Sanitary Fittings

J

Threaded Pipe Fittings 650 to 676	Pipe Couplings 682 to 683
NPT threaded bell reducers..... 650 to 651	Straub Grip-L..... 682
Adapters 651	Straub Open-Flex 683
NPT threaded couplings - both ends 652	Flanges & Flange Adapters . 684 to 685
Merchant couplings 652	150 lb. ASA..... 684 to 685
Threaded unions..... 653	King™ turned back weld-to-metal hose nipples 685
NPT threaded reducing union..... 653	Grooved Fittings 686 to 698
Hex couplings..... 653	Quick release..... 686
Reducer hex bushings..... 654 to 655	Standard couplings..... 687
Adapters 655	Lightweight flexible 688
Nipples..... 656 to 658	Lite® couplings 689
Pipe..... 656 to 657	Rigid couplings 604
Adapters..... 656, 659	Bolted clamps 691
Close..... 657 to 658	Painted iron clamps with Baylast™ gaskets..... 691
Hex..... 658	Mechanical tees..... 692
90° Elbows 660 to 662	Flange adapters..... 693
NPT threaded..... 660	ANSI split flange 693
Female pipe 660	Reducing adapters 693
NPT threaded reducing..... 661	End fittings..... 694
Street 661	Caps 695
NPT threaded street..... 662	Nipples..... 695
45° Elbows 663	Butterfly valves 695
Tees 664 to 666	Gaskets 696
NPT threaded female..... 664	Accessories 697
Female extruded 664	High density polyethylene couplings 698
Reducing tees 669	Line Strainers 699
Street service 665	Y line..... 699
Bull head 665	Polypropylene T line 699
Side outlet..... 665	LP Gas Fittings..... 700 to 702
Street 666	Adapters 700
Male branch 666	Couplings..... 701
Crosses 666	Gaskets 701
Caps 667	Spanner wrench 701
Plugs..... 638	Caps and plugs..... 702
Schedule 80 plastic fittings 669 to 672	Tube Fittings 703 to 726
Tuff-Lite™ plastic fittings 669 to 672	Instrumentation..... 703 to 706
Bulkhead..... 673	Compression 707 to 712
Bolted fittings..... 674	Brass SAE 45° flare..... 713 to 715
Swage nipples 675	Flareless bite 716 to 718
Bull plugs..... 676	Sharkbite® push to connect 719 to 720
Hammer Unions 677 to 679	LIQUIfit™ 721 to 724
Series 100, 200, 206, 400, 602, 1002, 1502 677 to 679	TrueSeal™ ball valves..... 725 to 726
Hookie hook hose lifters 679	
Weld to Metal Hose Fittings 680	
Wrench Grips..... 681	

NPT Threaded Bell Reducers

Features:

- other sizes available
- 304 stainless steel fittings are also available, consult Dixon® for pricing and availability



300# iron



150# iron



150# galvanized iron

Female NPT	Female NPT	300# Iron Part #	150# Iron Part #	150# Galvanized Iron Part #
1/4"	1/8"	---	BR1418	---
3/8"	1/8"	---	BR3818	---
	1/4"	---	BR3825	---
1/2"	1/4"	300BR5025	BR5025	BR5025G
	3/8"	---	BR5038	BR5038G
3/4"	1/4"	---	BR7525	---
	3/8"	---	BR7538	---
	1/2"	300BR7550	BR7550	BR7550G
1"	1/4"	---	BR1025	---
	3/8"	---	BR1038	---
	1/2"	---	BR1050	BR1050G
	3/4"	300BR1075	BR1075	BR1075G
1 1/4"	1/2"	---	BR1250	---
	3/4"	---	BR1275	---
	1"	300BR1210	BR1210	BR1210G
1 1/2"	3/4"	---	BR1575	---
	1"	300BR1510	BR1510	BR1510G
	1 1/4"	300BR1512	BR1512	BR1512G
2"	3/4"	---	BR2075	---
	1"	300BR2010	BR2010	BR2010G
	1 1/4"	300BR2012	BR2012	---
	1 1/2"	300BR2015	BR2015	BR2015G
2 1/2"	1"	---	BR2510	---
	1 1/2"	---	BR2515	---
	2"	---	BR2520	BR2520G
3"	1"	---	BR3010	---
	1 1/4"	---	BR3012	---
	1 1/2"	---	BR3015	---
	2"	---	BR3020	BR3020G
	2 1/2"	---	BR3025	BR3025G
4"	1"	---	BR4010	---
	1 1/2"	---	BR4015	---
	2"	---	BR4020	---
	2 1/2"	---	BR4025	---
	3"	---	BR4030	BR4030G
6"	3"	---	BR6030	---
	4"	---	BR6040	---

• For additional information on pipe dimensions please reference canada.dixonvalve.com.

NPT Threaded Bell Reducers

Features:

- other sizes available
- 304 stainless steel fittings are also available, consult Dixon® for pricing and availability

Female NPT	Female NPT	150# 316 Stain.Steel Part #	3000# Forged Steel Part #	125# Brass Part #
1/4"	1/8"	---	---	---
3/8"	1/8"	---	---	---
	1/4"	BR3825SS	---	---
1/2"	1/4"	BR5025SS	---	---
	3/8"	BR5038SS	BR5038FS	BR5038B¹
3/4"	3/8"	BR7538SS	---	3771206C
	1/2"	BR7550SS	BR7550FS	BR7550B¹
1"	1/2"	BR1050SS	---	BR1050B
	3/4"	BR1075SS	BR1075FS	BR1075B
1 1/4"	1"	BR1210SS	---	BR1210B
1 1/2"	3/4"	---	---	BR1575B
	1"	BR1510SS	BR1510FS	BR1510B
	1 1/4"	BR1512SS	BR1512FS	---
2"	1"	BR2010SS	BR2010FS	BR2010B
	1 1/2"	BR2015SS	BR2015FS	BR2015B
2 1/2"	2"	---	---	BR2520B
3"	2"	BR3020SS	---	BR3020B
4"	3"	---	---	BR4030B

¹ items will be discontinued as stock is depleted



150# 316 stainless steel



3000# forged steel



125# brass

Pipe, Welding & Tube Fittings

Adapters
Reducer Couplings

Feature:

- ref SAE 130138

Female NPTF	Brass Part #	Optional Qty	Lead Free Brass ^{1, 2, 3} Part #
1/4" X 1/8"	RC2F1F	50	---
3/8" X 1/8"	RC3F1F	50	---
3/8" X 1/4"	RC3F2F	50	---
1/2" X 1/4"	RC4F2F	25	---
1/2" X 3/8"	RC4F3F	10	3770806CLF
3/4" X 3/8"	RC6F3F	10	---
3/4" X 1/2"	RC6F4F	10	3771208CLF



¹ lead free brass <=0.25% lead; Alloy CA2745; Alloy C46400

² conforms To: Safe Water Drinking Act (SWDA) of Jan. 4, 2014; California AB1953; RoHS Compliant

³ NPT threads

• For additional information on pipe dimensions please reference canada.dixonvalve.com.

NPT Threaded Couplings



300# iron



150# iron



150# galvanized iron



150# 316 stainless steel



3000# forged steel



125# brass

Female NPT	300# Iron Part #	150# Iron Part #	150# Galvanized Iron Part #
1/8"	---	RHC18	RHC18G
1/4"	300RHC25	RHC25	RHC25G
3/8"	300RHC38	RHC38	RHC38G
1/2"	300RHC50	RHC50	RHC50G
3/4"	300RHC75	RHC75	RHC75G
1"	300RHC100	RHC100	RHC100G
1 1/4"	300RHC125	RHC125	RHC125G
1 1/2"	300RHC150	RHC150	RHC150G
2"	300RHC200	RHC200	RHC200G
2 1/2"	---	RHC250	---
3"	---	RHC300	RHC300G
4"	---	RHC400	RHC400G
5"	---	RHC500	---
6"	---	RHC600	---

Female NPT	150# 316 Stain.Steel Part #	3000# Forged Steel Part #	125# Brass Part #
1/4"	RHC25SS	RHC25FS	RHC25B
3/8"	RHC38SS	RHC38FS	RHC38B
1/2"	RHC50SS	RHC50FS	RHC50B
3/4"	RHC75SS	RHC75FS	RHC75B
1"	RHC100SS	RHC100FS	RHC100B
1 1/4"	RHC125SS	RHC125FS	RHC125B
1 1/2"	RHC150SS	RHC150FS	RHC150B
2"	RHC200SS	RHC200FS	RHC200B
3"	RHC300SS	---	---
4"	RHC400SS	---	---

Merchant Couplings

- other sizes are also available, consult Dixon® for pricing



Female NPSM	Black Iron Part #
1/4"	MRCH25
3/8"	MRCH38
1/2"	MRCH50
3/4"	MRCH75
1"	MRCH100
1 1/4"	MRCH125
1 1/2"	MRCH150
2"	MRCH200
3"	MRCH300¹

¹ has female NPT thread

• For additional information on pipe dimensions please reference canada.dixonvalve.com.

NPT Threaded Unions

Features:

- other sizes are also available
- 304 stainless steel fittings are also available, consult Dixon® for pricing and availability

Female NPT	300# Iron Part #	150# Iron Part #	150# Galvanized Iron Part #
1/8"	---	MIU18	---
1/4"	---	MIU25	---
3/8"	---	MIU38	TUN038G
1/2"	300MIU50	MIU50	TUN050G
3/4"	300MIU75	MIU75	TUN075G
1"	300MIU100	MIU100	TUN100G
1 1/4"	---	MIU125	TUN125G
1 1/2"	300MIU150	MIU150	TUN150G
2"	---	MIU200	TUN200G
2 1/2"	---	MIU250	---
3"	300MIU300	MIU300	---
4"	---	MIU400	---



300# iron



150# iron



150# galvanized iron



150# 316 stainless steel



3000# forged steel



brass

Female NPT	150# 316 Stainless Steel Part #	3000# Forged Steel Part #	125# Brass Part #
1/4"	TUN025SS	---	TUN2F
3/8"	TUN038SS	---	TUN3F
1/2"	TUN050SS	TUN050FS	TUN4F
3/4"	TUN075SS	TUN075FS	TUN5F
1"	TUN100SS	TUN100FS	TUN6F
1 1/4"	TUN125SS	---	TUN7F
1 1/2"	TUN150SS	TUN150FS	TUN8F
2"	TUN200SS	TUN200FS	TUN9F

NPT Threaded Reducing Union

Female NPT	Female NPT	150# Iron Part #
3/4"	1/2"	MIRU7550



Female Hex Couplings

Feature:

- ref SAE 130138

NPTF	Brass Part #	Pkg Qty	Lead Free Brass ^{1,2,3} Part #
1/8" x 1/8"	BA1F1F	25	3710202CLF
1/4" x 1/4"	BA2F2F	25	3710404CLF
3/8" x 3/8"	BA3F3F	25	3710606CLF
1/2" x 1/2"	BA4F4F	25	3710808CLF



¹ lead free brass <=0.25% lead; Alloy CA2745; Alloy C46400

² conforms To: Safe Water Drinking Act (SWDA) of Jan. 4, 2014; California AB1953; RoHS Compliant

³ NPT threads

• For additional information on pipe dimensions please reference canada.dixonvalve.com.

NPT Threaded Reducer Hex Bushings



150# iron



150# galvanized iron



150# 316 stainless steel

Male NPT	Female NPT	150# Iron Part #	150# Galvanized Iron Part #	150# 316 Stainless Steel Part #
1/4"	1/8"	HB2518	HB2518G	HB2518SS
3/8"	1/8"	HB3818	---	---
	1/4"	HB3825	HB3825G	HB3825SS
1/2"	1/8"	HB5018	---	---
	1/4"	HB5025	HB5025G	HB5025SS
	3/8"	HB5038	HB5038G	HB5038SS
3/4"	1/8"	HB7518	---	---
	1/4"	HB7525	HB7525G	HB7525SS
	3/8"	HB7538	HB7538G	HB7538SS
	1/2"	HB7550	HB7550G	HB7550SS
1"	1/8"	HB1018	---	---
	1/4"	HB1025	HB1025G	HB1025SS
	3/8"	HB1038	HB1038G	HB1038SS
	1/2"	HB1050	HB1050G	HB1050SS
	3/4"	HB1075	HB1075G	HB1075SS
1 1/4"	1/2"	HB1250	---	---
	3/4"	HB1275	---	HB1275SS
	1"	HB1210	HB1210G	HB1210SS
1 1/2"	1/2"	HB1550	---	---
	3/4"	HB1575	HB1575G	HB1575SS
	1"	HB1510	HB1510G	HB1510SS
	1 1/4"	HB1512	HB1512G	HB1512SS
2"	1/2"	HB2050	HB2050G	---
	3/4"	HB2075	HB2075G	HB2075SS
	1"	HB2010	HB2010G	HB2010SS
	1 1/4"	HB2012	HB2012G	HB2012SS
	1 1/2"	HB2015	HB2015G	HB2015SS
2 1/2"	1 1/2"	HB2515	---	---
	2"	HB2520	HB2520G	HB2520SS
3"	1"	HB3010	---	---
	1 1/2"	HB3015	---	---
	2"	HB3020	HB3020G	HB3020SS
	2 1/2"	HB3025	---	HB3025SS
4"	1"	HB4010	---	---
	1 1/2"	HB4015	---	---
	2"	HB4020	HB4020G	HB4020SS
	2 1/2"	HB4025	---	---
	3"	HB4030	HB4030G	HB4030SS
5"	4"	HB5040	---	---
6"	3"	HB6030	---	---
	4"	HB6040	---	---

Male NPT	Female NPT	3000# Forged Steel Part #	125# Brass Part #
1/4"	1/8"	HB2518FS	---
3/8"	1/8"	---	---
	1/4"	HB3825FS	---
1/2"	1/8"	---	---
	1/4"	HB5025FS	---
	3/8"	HB5038FS	---
3/4"	1/8"	---	---
	1/4"	HB7525FS	---
	3/8"	HB7538FS	---
	1/2"	HB7550FS	---
1"	1/4"	HB1025FS	---
	3/8"	HB1038FS	---
	1/2"	HB1050FS	---
	3/4"	HB1075FS	---
1 1/4"	3/4"	HB1275FS	---
	1"	HB1210FS	HB1210B
1 1/2"	3/4"	HB1575FS	HB1575B
	1"	HB1510FS	HB1510B
	1 1/4"	HB1512FS	HB1512B
2"	1/2"	---	HB2050B
	3/4"	HB2075FS	HB2075B
	1"	HB2010FS	HB2010B
	1 1/4"	HB2012FS	HB2012B
	1 1/2"	HB2015FS	HB2015B
2 1/2"	1 1/2"	---	HB2515B
	2"	HB2520FS	HB2520B
3"	2"	HB3020FS	HB3020B
	2 1/2"	HB3025FS	HB3025B
4"	2"	---	HB4020B
	3"	HB4030FS	HB4030B

• For additional information on pipe dimensions please reference canada.dixonvalve.com.



3000# forged steel



125# brass

Reducer Hex Bushings

Feature:

- ref SAE 130140

Female NPTF	Male NPTF	Brass Part #	Optional Qty	Lead Free Brass ^{2,3,4} Part #
1/8"	1/4"	HB1F2M	100	3730402CLF
1/8"	3/8"	HB1F3M	100	---
1/4"		HB2F3M	100	3730604CLF
1/8"		HB1F4M	25	---
1/4"	1/2"	3730804C	50	3730804CLF
3/8"		HB3F4M	50	3730806CLF
1/8"		HB1F6M ¹	25	---
1/4"	3/4"	3731204C	25	---
3/8"		HB3F6M	25	---
1/2"		HB4F6M	25	3731208CLF
1/4"		HB2F8M ¹	10	---
3/8"	1"	HB3F8M	10	---
1/2"		HB4F8M	10	---
3/4"		HB6F8M	10	---

¹ SAE does not provide a standard for these sizes

² lead free brass <=0.25% lead; Alloy CA2745; Alloy C46400

³ conforms To: Safe Water Drinking Act (SWDA) of Jan. 4, 2014; California AB1953; RoHS Compliant

⁴ NPT threads



Pipe, Welding & Tube Fittings

Adapters

Female NPTF x Male NPTF

Feature:


- ref SAE 130139

Female NPTF	Male NPTF	Brass Part #	Optional Qty	Lead Free Brass ^{1,2,3} Part #
1/8"	1/8"	RA1F1M	100	---
1/4"	1/8"	RA2F1M	50	3750402CLF
	1/4"	RA2F2M	50	3750404CLF
	1/8"	RA3F1M	50	---
3/8"	1/4"	RA3F2M	50	3750604CLF
	3/8"	RA3F3M	50	---
	1/4"	RA4F2M	25	---
1/2"	3/8"	RA4F3M	25	---
	1/2"	RA4F4M	25	3750808CLF
	3/8"	RA6F3M	10	---
3/4"	1/2"	RA6F4M	10	---
	3/4"	RA6F6M	10	3751212CLF

¹ lead free brass <=0.25% lead; Alloy CA2745; Alloy C46400

² conforms To: Safe Water Drinking Act (SWDA) of Jan. 4, 2014; California AB1953; RoHS Compliant

³ NPT threads



K

Pump Adapters

Features:

- used to convert BSP pump outlets to NPT
- hard-coated, extruded 6061-T6 aircraft aluminum alloy
- other sizes, configurations are available, contact Dixon®

Female BSP	Male NPT	Aluminum Part #
1 1/2"	1 1/2"	AHA15BSP15T
2"	2"	AHA20BSP20T
2 1/2"	2 1/2"	AHA25BSP25T
3"	3"	AHA30BSP30T
4"	4"	AHA40BSP40T



- For additional information on pipe dimensions please reference canada.dixonvalve.com.

Pipe Nipples

Long Pipe Nipples

- carbon steel and stainless steel nipples are available on page 657



NPT	Length	Brass Part #	Optional Qty	Lead Free Brass ^{1,2} Part #
1/8"	1 1/2"	166-0215	25	---
	2"	166-0220	25	---
	2 1/2"	166-0225	25	---
	3"	166-0230	25	1660230CLF
	3 1/2"	166-0235	10	---
	4"	166-0240	10	1660240CLF
1/4"	1 1/2"	166-0415	25	1660415CLF
	2"	166-0420	25	1660420CLF
	2 1/2"	166-0425	25	---
	3"	166-0430	25	1660430CLF
	3 1/2"	166-0435	10	---
	4"	166-0440	10	1660440CLF
3/8"	1 1/2"	166-0615	25	1660615CLF
	2"	166-0620	25	1660620CLF
	2 1/2"	166-0625	10	1660625CLF
	3"	166-0630	10	1660630CLF
	3 1/2"	166-0635	10	---
	4"	166-0640	5	1660640CLF
1/2"	1 1/2"	166-0815	10	1660815CLF
	2"	166-0820	10	---
	2 1/2"	166-0825	10	---
	3"	166-0830	10	---
	3 1/2"	166-0835	10	---
	4"	166-0840	5	---
3/4"	2"	166-1220	5	---
	2 1/2"	166-1225	5	---
	3"	166-1230	5	---
	3 1/2"	166-1235	5	---
1"	2"	TN100X2B	---	---
	3"	TN100X3B	---	---
	4"	TN100X4B	---	---
1 1/2"	2"	TN150X2B	---	---
	3"	TN150X3B	---	---
2"	3"	TN200X3B	---	---
	4"	TN200X4B	---	---
	6"	TN200X6B	---	---

¹ lead free brass <=0.25% lead; Alloy CA2745; Alloy C46400

² conforms To: Safe Water Drinking Act (SWDA) of Jan. 4, 2014; California AB1953; RoHS Compliant

Female NPTF x Male NPSM Adapters



Female NPTF	Male NPSM	Brass Part #	Optional Qty
1/4"	1/4"	174-0404	100
3/8"	3/8"	174-0606	50
1/2"	1/2"	174-0808	50

- For additional information on pipe dimensions please reference canada.dixonvalve.com.

Pipe Nipples - Threaded Both Ends

Features:

- made from schedule 40 welded pipe
- male NPT x male NPT design
- brass nipples are available, see page 662
- other lengths are also available, consult Dixon® for pricing

Note: do not use pipe nipples as hose inserts.



Male NPT	Overall Length	Carbon Steel Part #	316 Stainless Steel Part #
1/4"	2"	TN025X2	---
	6"	---	TN025X6SS
3/8"	2"	TN038X2	---
	4"	TN038X4	---
	6"	TN038X6	---
1/2"	2"	TN050X2	TN050X2SS
	3"	TN050X3	TN050X3SS
	4"	TN050X4	TN050X4SS
	6"	TN050X6	TN050X6SS
3/4"	2"	TN075X2	TN075X2SS
	3"	TN075X3	TN075X3SS
	4"	TN075X4	TN075X4SS
	6"	TN075X6	TN075X6SS
1"	2"	TN100X2	TN100X2SS
	3"	TN100X3	TN100X3SS
	4"	TN100X4	TN100X4SS
	6"	TN100X6	TN100X6SS
1 1/4"	2"	TN125X2	TN125X2SS
	3"	TN125X3	TN125X3SS
	4"	TN125X4	TN125X4SS
	6"	TN125X6	TN125X6SS
1 1/2"	2"	TN150X2	TN150X2SS
	3"	TN150X3	TN150X3SS
	4"	TN150X4	TN150X4SS
	6"	TN150X6	TN150X6SS
2"	3"	TN200X3	TN200X3SS
	4"	TN200X4	TN200X4SS
	5"	TN200X5	TN200X5SS
	6"	TN200X6	TN200X6SS
	8"	TN200X8	---
3"	3"	TN300X3	TN300X3SS
	4"	TN300X4	TN300X4SS
	6"	TN300X6	TN300X6SS
4"	4"	TN400X4	TN400X4SS
	6"	TN400X6	TN400X6SS
	8"	TN400X8	---
6"	6"	TN600X6	---
	8"	TN600X8	---



carbon steel



stainless steel

Close Pipe Nipples

NPT	Brass Part #	Optional Qty	Lead Free Brass ^{1,2} Part #
1/8"	165-0202	50	1650202CLF
1/4"	165-0404	50	1650404CLF
3/8"	165-0606	100	1650606CLF
1/2"	165-0808	25	1650808CLF
3/4"	165-1212	25	1651212CLF
1"	165-1616	25	---
1 1/2"	CN150B	5	---
2"	CN200B	5	---
3"	CN300B	5	---



¹ lead free brass <=0.25% lead; Alloy CA2745; Alloy C46400


² conforms To: Safe Water Drinking Act (SWDA) of Jan. 4, 2014; California AB1953; RoHS Compliant

• For additional information on pipe dimensions please reference canada.dixonvalve.com.

Close Nipples

Features:

- made from schedule 40 welded pipe
- male NPT x male NPT design



Male NPT	Overall Length	Carbon Steel Part #	Galvanized Part #	316 Stainless Steel Part #	Optional Qty
1/8"	3/4"	---	---	CN012SS	1
1/4"	7/8"	CN025	CN025G	CN025SS	25
3/8"	1"	CN037	---	CN037SS	25
1/2"	1 1/8"	CN050	CN050G	CN050SS	10
3/4"	1 3/8"	CN075	CN075G	CN075SS	10
1"	1 1/2"	CN100	CN100G	CN100SS	10
1 1/4"	1 7/8"	CN125	---	---	10
1 1/2"	1 1/2"	CN150	CN150G	CN150SS	10
2"	2"	CN200	CN200G	CN200SS	10
2 1/2"	2 1/2"	CN250	---	---	--
3"	2 5/8"	CN300	CN300G	CN300SS	1
4"	2 5/8"	CN400	---	CN400SS	5
6"	3 1/8"	CN600	---	---	--

Hex Nipples

Feature:

- ref SAE 130137



NPTF	Brass Part #	Optional Qty	Lead Free Brass ^{1,2,3} Part #
1/8" x 1/8"	BCN12	100	3700202CLF
1/4" x 1/4"	BCN25	100	3700404CLF
3/8" x 3/8"	BCN37	50	3700606CLF
1/2" x 1/2"	BCN50	25	3700808CLF
3/4" x 3/4"	BCN75	20	---
1" x 1"	BCN100	10	---

¹ lead free brass <=0.25% lead; Alloy CA2745; Alloy C46400

² conforms To: Safe Water Drinking Act (SWDA) of Jan. 4, 2014; California AB1953; RoHS Compliant

³ NPT threads

Straight Hex Nipples



Male NPT	316 Stainless Steel Part #
3/8"	HN38SS
1/2"	HN50SS
3/4"	HN75SS
1"	HN100SS
1 1/2"	HN150SS
2"	HN200SS

Reducer Hex Nipples

Feature:

- ref SAE 130137



Male NPTF	Brass Part #	Optional Qty
1/4" x 1/8"	HN2M1M	100
3/8" x 1/8"	HN3M1M	50
3/8" x 1/4"	HN3M2M	50
1/2" x 1/4"	HN4M2M	50
1/2" x 3/8"	HN4M3M	50
3/4" x 1/2"	HN6M4M	25



Male NPT	Male NPT	316 Stainless Steel Part #
3/8"	1/4"	RHN3825SS
1/2"	3/8"	RHN5038SS
3/4"	1/2"	RHN7550SS

Note: do not use pipe nipples as hose inserts.



- For additional information on pipe dimensions please reference canada.dixonvalve.com.

Adapters

Ball Seat to Male Pipe

NPSM	NPTF	Brass Part #	Optional Qty
1/8"	1/8"	BSM11	100
1/4"	1/8"	BSM21	100
	1/4"	BSM22	100
3/8"	1/4"	BSM32	100
	3/8"	BSM33	50
	1/2"	BSM34	50
1/2"	3/8"	BSM43	50
	1/2"	BSM44	50
3/4"	3/4"	BSM66	25



Pipe, Welding & Tube Fittings

Male Unions

NPSM	NPSM	Brass Part #	Pkg Qty
1/8"	1/8"	176-0202	100
1/4"	1/4"	176-0404	100
3/8"	3/8"	176-0606	100
1/2"	1/2"	176-0808	50



• For additional information on pipe dimensions please reference canada.dixonvalve.com.

NPT Threaded 90° Elbows



300# iron



150# iron



150# galvanized iron



150# 316 stainless steel



2000# forged steel



125# brass

Features:

- other sizes are also available
- 304 stainless steel fittings are also available, consult Dixon® for pricing and availability

Female NPT	300# Iron Part #	150# Iron Part #	150# Galvanized Iron Part #
1/8"	---	EL9018	EL9018G
1/4"	300EL9025	EL9025	EL9025G
3/8"	300EL9038	EL9038	EL9038G
1/2"	300EL9050	EL9050	EL9050G
3/4"	300EL9075	EL9075	EL9075G
1"	300EL90100	EL90100	EL90100G
1 1/4"	300EL90125	EL90125	EL90125G
1 1/2"	300EL90150	EL90150	EL90150G
2"	300EL90200	EL90200	EL90200G
2 1/2"	---	EL90250	---
3"	---	EL90300	EL90300G
4"	---	EL90400	EL90400G
5"	---	EL90500	---
6"	---	EL90600	---

Female NPT	150# 316 Stain. Steel Part #	2000# Forged Steel Part #	125# Brass Part #
1/8"	EL9018SS	---	---
1/4"	EL90025SS	EL9025FS	---
3/8"	EL90038SS	EL9038FS	---
1/2"	EL90050SS	EL9050FS	---
3/4"	EL90075SS	EL9075FS	---
1"	EL90100SS	EL90100FS	EL90100B
1 1/4"	EL90125SS	EL90125FS	---
1 1/2"	EL90150SS	EL90150FS	EL90150B
2"	EL90200SS	EL90200FS	EL90200B
3"	EL90300SS	---	---
4"	EL90400SS	---	---

90° Female Pipe Elbows

Feature:

- ref SAE 130238



brass



lead free brass

Female NPTF	Extruded Brass Part #	Optional Qty	Forged Lead Free Brass ^{1, 2, 3} Part #
1/8"	EL1F1F	25	---
1/4"	EL2F2F	25	302040CLF
3/8"	EL3F3F	25	3020606CLF
1/2"	EL4F4F	25	3020808CLF
3/4"	EL6F6F	10	3021212CLF

¹ lead free brass <=0.25% lead; Alloy CA2745; Alloy C46400

² conforms To: Safe Water Drinking Act (SWDA) of Jan. 4, 2014; California AB1953; RoHS Compliant

³ NPT thread

• For additional information on pipe dimensions please reference canada.dixonvalve.com.

NPT Threaded Reducing Elbows

Feature:

- other sizes are also available, consult Dixon® for pricing and availability

Female NPT	Female NPT	150# Iron Part #
1/4"	1/8"	REL2518
1/2"	1/4"	REL5025
1/2"	3/8"	REL5038
3/4"	1/2"	REL7550
1"	1/2"	REL1050
1"	3/4"	REL1075
1 1/4"	1"	REL1210
1 1/2"	1"	REL1510
1 1/2"	1 1/4"	REL1525
2"	1"	REL2010
2"	1 1/2"	REL2015
2 1/2"	2"	REL2520
3"	2"	REL3020
4"	2"	REL4020
4"	3"	REL4030



Pipe, Welding & Tube Fittings

90° Street Elbows

Feature:

- ref SAE 130239

Female NPTF	Male NPTF	Extruded Brass Part #	Optional Qty	Forged Lead Free Brass ^{1, 2, 3} Part #
1/8"	1/8"	SE1F1M	25	3040202CLF
1/4"	1/8"	SE2F1M	25	---
1/4"	1/4"	SE2F2M	25	3040404CLF
3/8"	1/4"	SE3F2M	25	---
3/8"	3/8"	SE3F3M	25	3040606CLF
1/2"	3/8"	SE4F3M	25	---
1/2"	1/2"	SE4F4M	25	3040808CLF
3/4"	1/2"	SE6F4M	25	---
3/4"	3/4"	SE6F6M	10	---



brass



lead free brass

¹ lead free brass <=0.25% lead; Alloy CA2745; Alloy C46400

² conforms To: Safe Water Drinking Act (SWDA) of Jan. 4, 2014; California AB1953; RoHS Compliant

³ NPT thread

90° Male Pipe Elbows

Male NPTF	Forged Brass Part #	Optional Qty
1/8"	169-0202	25
1/4"	169-0404	25
3/8"	169-0606	25
1/2"	169-0808	25



• For additional information on pipe dimensions please reference canada.dixonvalve.com.

NPT Threaded 90° Street Elbows



150# iron

Features:

- other sizes are also available
- 304 stainless steel fittings are also available, consult Dixon® for pricing and availability



150# galvanized iron

Male NPT	Female NPT	150# Iron Part #	150# Galvanized Iron Part #	150# 316 Stain. Steel Part #
1/8"	1/8"	SE9018	SE9018G	SE9018SS
1/4"	1/4"	SE9025	SE9025G	SE9025SS
3/8"	3/8"	SE9038	SE9038G	SE9038SS
1/2"	1/2"	SE9050	SE9050G	SE9050SS
3/4"	3/4"	SE9075	SE9075G	SE9075SS
1"	1"	SE9010	SE9010G	SE9010SS
1 1/4"	1 1/4"	SE9012	SE9012G	SE9012SS
1 1/2"	1 1/2"	SE9015	SE9015G	SE9015SS
2"	2"	SE9020	SE9020G	SE9020SS
2 1/2"	2 1/2"	SE90250	---	---
3"	3"	SE90300	SE9030G	---
4"	4"	SE90400	---	---
6"	6"	SE90600	---	---



150# 316 stainless steel



3000# forged steel

Male NPT	Female NPT	3000# Forged Steel Part #	125# Brass Part #
1/8"	1/8"	---	---
1/4"	1/4"	SE9025FS	---
3/8"	3/8"	SE9038FS	---
1/2"	1/2"	SE9050FS	---
3/4"	3/4"	SE9075FS	SE9075B
1"	1"	SE9010FS	SE9010B
1 1/4"	1 1/4"	SE9012FS	SE9012B
1 1/2"	1 1/2"	SE9015FS	SE9015B
2"	2"	SE9020FS	SE9020B



125# brass

• For additional information on pipe dimensions please reference canada.dixonvalve.com.

NPT Threaded 45 Elbows

Female NPT	150# Iron Part #
1/8"	EL4518
1/4"	EL4525
3/8"	EL4538
1/2"	EL4550
3/4"	EL4575
1"	EL45100
1 1/4"	EL45125
1 1/2"	EL45150
2"	EL45200
2 1/2"	EL45250
3"	EL45300
4"	EL45400
5"	EL45500
6"	EL45600



Pipe, Welding
& Tube Fittings

Size	150# Iron Part #	150# Galvanized Iron Part #
1/8"	SE4518	---
1/4"	SE4525	SE4525G
3/8"	SE4538	---
1/2"	SE4550	SE4550G
3/4"	SE4575	SE4575G
1"	SE45100	---
1 1/4"	SE45125	SE45125G
1 1/2"	SE45150	SE45150G
2"	SE45200	SE45200G
2 1/2"	SE45250	SE45250G
3"	SE45300	SE45300G
4"	SE45400	SE45400G



150# galvanized iron

Feature:

- ref SAE 130339

Female NPTF	Male NPTF	Extruded Brass Part #	Optional Qty
1/8"	1/8"	306-0202	25
1/4"	1/4"	306-0404	25
3/8"	3/8"	306-0606	25
1/2"	1/2"	306-0808	25
3/4"	3/4"	306-1212	10



• For additional information on pipe dimensions please reference canada.dixonvalve.com.

NPT Threaded Female Tees



300# iron



150# iron



150# galvanized iron



150# 316 stainless steel



2000# forged steel



125# brass

Female NPT	300# Iron Part #	150# Iron Part #	150# Galvanized Iron Part #
1/8"	---	FT18	---
1/4"	300FT25	FT25	FT25G
3/8"	300FT38	FT38	FT38G
1/2"	300FT50	FT50	FT50G
3/4"	---	FT75	FT75G
1"	300FT10	FT10	FT100G
1 1/4"	300FT120	FT120	FT120G
1 1/2"	---	FT15	FT150G
2"	300FT200	FT200	FT200G
2 1/2"	---	FT250	---
3"	---	FT30	FT300G
4"	---	FT40	FT400G
5"	---	FT500	---
6"	---	FT60	---

Female NPT	150# 316 Stainless Steel Part #	2000# Forged Steel Part #	125# Brass Part #
1/8"	---	---	---
1/4"	FT25SS	FT25FS	---
3/8"	FT38SS	---	---
1/2"	FT50SS	FT50FS	---
3/4"	FT75SS	FT75FS	FT75B
1"	FT10SS	FT100FS	FT10B
1 1/4"	FT120SS	FT120FS	---
1 1/2"	FT150SS	FT150FS	FT15B
2"	FT200SS	FT200FS	FT20B

Female Tees

Feature:

- ref SAE 130438



brass



lead free brass

NPTF Thread	Extruded Brass Part #	Optional Qty	Forged Lead Free Brass ^{1, 2, 3} Part #
1/8"	322-0202	25	3220202CLF
1/4"	322-0404	25	3220404CLF
3/8"	322-0606	25	3220606CLF
1/2"	322-0808	25	3220808CLF
3/4"	322-1212	10	3221212CLF

¹ lead free brass <=0.25% lead; Alloy CA2745; Alloy C46400

² conforms To: Safe Water Drinking Act (SWDA) of Jan. 4, 2014; California AB1953; RoHS Compliant

³ NPT thread

- For additional information on pipe dimensions please reference canada.dixonvalve.com.

NPT Threaded Side Outlet Elbows

Female NPT	150# Iron Part #
1/8"	SOE18
1/4"	SOE25
3/8"	SOE38
1/2"	SOE50
3/4"	SOE75
1"	SOE100
1 1/4"	SOE120
1 1/2"	SOE150
2"	SOE200



Pipe, Welding & Tube Fittings

NPT Threaded Female Reducing Tees

Female NPT	Female NPT	150# Iron Part #
3/8"	1/4"	FRT3825
1/2"	3/8"	FRT5038
3/4"	1/2"	FRT7550
1"	1/2"	FRT1050
1 1/4"	1"	FRT1210
1 1/2"	1"	FRT1510
2"	1"	FRT2010
2"	1 1/2"	FRT2015
3"	2"	FRT3020



NPT Threaded Street Service Tees

NPT	150# Iron Part #
1/2"	SST50
3/4"	SST75
1"	SST100
1 1/2"	SST150



NPT Threaded Bull Head Tees

Female NPT	Female NPT	150# Iron Part #
1/2"	3/4"	BHT1575
1/2"	1"	BHT1510
3/4"	1"	BHT7510
1"	1 1/2"	BHT1015
1"	2"	BHT1020
1 1/2"	2"	BHT1520
2"	2 1/2"	BHT2025



K

NPT Threaded Side Outlet Tees

Female NPT	150# Iron Part #
1/2"	SOT50
3/4"	SOT75
1"	SOT100
1 1/4"	SOT120
1 1/2"	SOT150
2"	SOT200



• For additional information on pipe dimensions please reference canada.dixonvalve.com.

Street Tees

Feature:

- ref SAE 130424



Female NPTF	Male NPTF	Extruded Brass Part #	Optional Qty	Lead Free Brass ^{1,2,3} Part #
1/8"	1/8"	326-0202	25	---
1/4"	1/4"	326-0404	25	3260404CLF
3/8"	3/8"	326-0606	25	---
1/2"	1/2"	326-0808	25	---
3/4"	3/4"	326-1212	10	---

¹ lead free brass <=0.25% lead; Alloy CA2745; Alloy C46400

² conforms To: Safe Water Drinking Act (SWDA) of Jan. 4, 2014; California AB1953; RoHS Compliant

³ NPT thread

Male Branch Tees

Feature:

- ref SAE 130425



NPTF	Extruded Brass Part #	Optional Qty	Lead Free Brass ^{1,2,3} Part #
1/8"	324-0202	25	---
1/4"	324-0404	25	---
3/8"	324-0606	25	3240606CLF
1/2"	324-0808	25	---
3/4"	324-1212	10	---

¹ lead free brass <=0.25% lead; Alloy CA2745; Alloy C46400

² conforms To: Safe Water Drinking Act (SWDA) of Jan. 4, 2014; California AB1953; RoHS Compliant

³ NPT thread

NPT Threaded Crosses



Female NPT	150# Iron Part #
1/8"	MIC18
1/4"	MIC25
3/8"	MIC38
1/2"	MIC50
3/4"	MIC75
1"	MIC100
1 1/4"	MIC125
1 1/2"	MIC150
2"	MIC200
2 1/2"	MIC250
3"	MIC300
4"	MIC400

Pipe Crosses



Female NPTF	Extruded Brass Part #	Optional Qty
1/8"	228-0202	25
1/4"	228-0404	25
3/8"	228-0606	25
1/2"	228-0808	10
3/4"	228-1212	10

- For additional information on pipe dimensions please reference canada.dixonvalve.com.

NPT Threaded Caps

Features:

- other sizes are also available
- 304 stainless steel fittings are also available, consult Dixon® for pricing and availability

Female NPT	300# Iron Part #	150# Iron Part #
1/8"	---	MICAP18
1/4"	---	MICAP25
3/8"	---	MICAP38
1/2"	300MICAP50	MICAP50
3/4"	300MICAP75	MICAP75
1"	300MICAP100	MICAP100
1 1/4"	300MICAP125	MICAP120
1 1/2"	300MICAP150	MICAP150
2"	300MICAP200	MICAP200
2 1/2"	---	MICAP250
3"	---	MICAP300
4"	---	MICAP400
5"	---	MICAP500
6"	---	MICAP600

Female NPT	150# Galvanized Iron Part #	150# 316 Stainless Steel Part #
1/8"	---	SSCAP18
1/4"	---	SSCAP25
3/8"	---	SSCAP38
1/2"	MICAP50G	SSCAP50
3/4"	MICAP75G	SSCAP75
1"	---	SSCAP10
1 1/4"	---	SSCAP12
1 1/2"	---	SSCAP15
2"	MICAP200G	SSCAP20



300# iron



150# iron



150# galvanized iron



150# 316 stainless steel

Pipe, Welding
& Tube Fittings

NPT Pipe Caps

Female NPT	Optional Qty	Lead Free Brass ^{1, 2, 3} Part #
1/8"	50	2130200CLF
1/4"	100	2130400CLF
3/8"	25	2130600CLF
1/2"	25	2130800CLF
3/4"	25	2131200CLF



¹ lead free per NSF/ANSI 372

² lead free brass <=0.25% lead; Alloy CA2745; Alloy C46400

³ conforms To: Safe Water Drinking Act (SWDA) of Jan. 4, 2014; California AB1953; RoHS Compliant

• For additional information on pipe dimensions please reference canada.dixonvalve.com.

NPT Threaded Square Head Plugs

Feature:

- forged steel and brass plugs are solid, all others are cored



150# iron



150# galvanized iron



150# 316 stainless steel



3000# forged steel



125# brass

Male NPT	150# Iron Part #	150# Galvanized Iron Part #	150# 316 Stain. Steel Part #
1/8"	SHP18	SHP18G	SHP18SS
1/4"	SHP14	SHP14G	SHP14SS
3/8"	SHP38	SHP38G	SHP38SS
1/2"	SHP50	SHP50G	SHP50SS
3/4"	SHP75	SHP75G	SHP75SS
1"	SHP100	SHP100G	SHP100SS
1 1/4"	SHP125	SHP125G	SHP125SS
1 1/2"	SHP150	SHP150G	SHP150SS
2"	SHP200	SHP200G	SHP200SS
2 1/2"	SHP250	SHP250G	SHP250SS
3"	SHP300	SHP300G	SHP300SS
4"	SHP400	SHP400G	SHP400SS
5"	SHP500	---	---
6"	SHP600	SHP600G	---

Male NPT	3000# Forged Steel Part #	125# Brass Part #
1/8"	---	211-0200 ^{1,2}
1/4"	SHP14FS	211-0400 ^{1,2}
3/8"	SHP38FS	211-0600 ^{1,2}
1/2"	SHP50FS	211-0800 ^{1,2}
3/4"	SHP75FS	211-1200 ^{1,2}
1"	SHP100FS	SHP100B
1 1/2"	SHP150FS	SHP150B
2"	SHP200FS	---
3"	SHP300FS	---

¹ lead free brass per NSF/ANSI 372, Brass Alloy 260/270

² threads are PTF-SAE

Hex Head Plugs

NPT	Brass Part #	Pkg Qty	Lead Free Brass ^{1,2} Part #
1/8"	HHP1M	50	1630200CLF
1/4"	HHP2M	100	1630400CLF
3/8"	HHP3M	25	---
1/2"	HHP4M	25	---
3/4"	HHP6M	25	---
1"	HHP8M	10	---



- standard brass hex head plug is hollow; lead free brass is solid

¹ lead free brass <=0.25% lead; Alloy CA2745; Alloy C46400

² conforms To: Safe Water Drinking Act (SWDA) of Jan. 4, 2014; California AB1953; RoHS Compliant

Hex Socket Plugs

NPTF	Lead Free Brass ¹		Optional Qty
	Previous Part #	Part #	
1/8"	219-0200	219-0200	50
1/4"	219-0400	219-0400	100
3/8"	219-0600	219-0600	25
1/2"	219-0800	219-0800	25
3/4"	219-1200	219-1200	25



¹ lead free brass per NSF/ANSI 372, Brass Alloy 260/270

- For additional information on pipe dimensions please reference canada.dixonvalve.com.

Polypropylene Schedule 80 - Pipe Couplings

Female NPT	Polypropylene Part #
3/4"	62238
1"	62239
1 1/2"	62241
2"	62194



Pipe, Welding & Tube Fittings

Tuff-Lite™ - Female NPT x Female NPT Adapters

- sold in package quantity only

Female NPT	Female NPT	Nylon Part #	Pkg Qty
1/2"	1/2"	TA994	25
3/4"	3/4"	TA996	25



Polypropylene Schedule 80 - Reducer Bushings

Male NPT	Female NPT	Polypropylene Part #
1/2"	1/4"	62267
3/4"	1/2"	62272
1"	1/2"	62275
1"	3/4"	62276
1 1/4"	3/4"	62277
1 1/4"	1"	62278
1 1/2"	3/4"	62279
1 1/2"	1"	62280
1 1/2"	1 1/4"	62281
2"	3/4"	62195
2"	1"	62196
2"	1 1/4"	62197
2"	1 1/2"	62198
3"	2"	60330



Tuff-Lite™ - Male NPT x Female Threaded Swivel Nut Adapters

- female shipped with a red vinyl washer (**TVW7**), replacement washers on page 238

Male NPT	Female Thread	Nylon Part #
1/4"	3/4" GHT	TSA72
3/8"	3/4" GHT	TSA73
1/4"	3/4" NPS	TSA62
3/8"	3/4" NPS	TSA63



Tuff-Lite™ - Reducing Bushings

Male NPT	Female NPT	Nylon Part #
3/8"	1/4"	THB32
1/2"	1/4"	THB42
1/2"	3/8"	THB43
3/4"	1/2"	THB64
1"	3/4"	THB86



- For additional information on pipe dimensions please reference canada.dixonvalve.com.


Tuff-Lite™ - Close Nipples

- sold in package quantity only



Male NPT	Nylon Part #	Pkg Qty
1/4"	TCN202	50
3/8"	TCN303	50
1/2"	TCN404	50
3/4"	TCN606	50

Polypropylene Schedule 80 - Hex Nipples



Male NPT	Polypropylene Part #
1/2"	62221
3/4"	60554
1"	60555
1 1/4"	60556
1 1/2"	60547
2"	60548
3"	61769

Polypropylene Schedule 80 - Reducer Nipples



Male NPT	Male NPT	Polypropylene Part #
3/4"	1/2"	62233
1"	3/4"	62234
1 1/4"	1"	62235
1 1/2"	1 1/4"	62236
2"	1 1/2"	60549

Polypropylene Schedule 80 - Nipples



Male NPT	Length	Polypropylene Part #
3/4"	4"	62223
3/4"	6"	62224
1"	4"	62225
1"	6"	62226
2"	4"	62192
2"	6"	62193

- For additional information on pipe dimensions please reference canada.dixonvalve.com.

Polypropylene Schedule 80 - 90° Elbows

Female NPT	Polypropylene Part #
1/2"	62215
3/4"	62216
1"	62217
1 1/2"	62219
2"	62191
3"	62220



Pipe, Welding & Tube Fittings

Tuff-Lite™ - Street Female NPT x 90° Male NPT Elbows

Female NPT	Male NPT	Nylon Part #
1/4"	1/4"	TSE22
1/2"	1/2"	TSE44
3/4"	3/4"	TSE66



Polypropylene Schedule 80 - 90° Street Elbows

NPT Thread	Polypropylene Part #
1/2"	62243
3/4"	62244
1"	62245
1 1/4"	62246
1 1/2"	62247
2"	62199
3"	62248



Polypropylene Schedule 80 - Tees

Female NPT	Polypropylene Part #
1/2"	62209
3/4"	62210
1"	62211
1 1/4"	62212
1 1/2"	62213
2"	62190
3"	62214



K

Polypropylene Schedule 80 - Cross

Female NPT	Polypropylene Part #
1"	62263



• For additional information on pipe dimensions please reference canada.dixonvalve.com.

Tuff-Lite™ - Female Threaded Swivel Nuts



Female Thread	Nylon Part #
3/4" NPSM	TCF6
3/4" GHT	TCF7

Tuff-Lite™ - Threaded Caps

- sold in package quantity only



Female Thread	Nylon Part #	Pkg Qty
1/4" NPT	TTC2	50
3/8" NPT	TTC3	50
1/2" NPT	TTC4	50
3/4" NPT	TTC6	50
3/4" GHT	TTC7	50

Tuff-Lite™ - Hex Head Drain Plugs

- sold in package quantity only



Male NPT	Nylon Part #	Pkg Qty
1/8"	TPX1	50
1/4"	TPX2	50
3/8"	TPX3	50
1/2"	TPX4	50
3/4"	TPX6	50
1"	TPX8	50
1 1/4"	TPX10	25

Tuff-Lite™ - Square Head Drain Plugs

- sold in package quantity only



Male NPT	Nylon Part #	Pkg Qty
1/8"	TPS1	50
1/4"	TPS2	50
3/8"	TPS3	50
1/2"	TPS4	50
3/4"	TPS6	50
1"	TPS8	50
1 1/4"	TPS10	25

Polypropylene Schedule 80 - Pipe Caps



Female NPT	Polypropylene Part #
3/4"	62250
1"	62251

Polypropylene Schedule 80 - Pipe Plugs



Male NPT	Polypropylene Part #
3/4"	62256
1"	62257
1 1/4"	62258
1 1/2"	62259
2"	62201

- For additional information on pipe dimensions please reference canada.dixonvalve.com.

Bulkhead Fittings

Application:

- for use on most poly storage tanks and many steel and fiberglass tanks

Features:

- glass reinforced polypropylene provides strength and chemical resistance
- EPDM gaskets are standard
- FKM gaskets are available, contact Dixon® to order

female NPT fittings

Female NPT	Hole Size	Polypropylene Part #
1/2"	1-7/16"	62834
3/4"	1-7/16"	60401
1"	2-1/4"	60427
1 1/4"	2-1/4"	60403
1 1/2"	3"	60124 NEW
1 1/2"	2-3/8"	63931 ¹
2"	3"	60405
2"	3"	63481 ²
2" HD ³	3-1/4"	63683
3"	4-1/2"	62299 ¹



Pipe, Welding & Tube Fittings

¹ 1 1/2" and 3" do not contain a washer
² designed for tank wall thickness less than 3/8" - low profile

Gaskets

Size	EPDM Part #
1/2" - 3/4"	60402
1" - 1 1/4"	60404
1 1/2"	63938
2"	60406
2" HD ¹	60336
3"	60331



¹ heavy duty

Bulkhead Couplings

Female NPTF	External Male UNS	Length	Brass Part #
1/8"	5/8"	1.50"	207BH2
1/4"	3/4"	1.50"	207BH4
1/4"	3/4"	.94"	207BH4S
3/8"	1"	1.31"	207BH6
1/2"	1-1/8"	1.50"	207BH8
3/4"	1-5/16"	1.50"	207BH12



Note: washer nut is 12L14 steel

Bolted Fittings

Polypropylene Female NPT fittings


Features:

- bolts thread into back plate of fitting leaving no welds, holes as potential points of leakage
- 316 stainless steel bolts
- 2 required, EPDM gaskets are standard (sold separately)
- FKM gaskets are available, contact Dixon®



Size	Polypropylene Part #
¾"	60502
1"	60505
1½"	60513
2"	60516

Gaskets



Size	EPDM Part #
¾" - 1"	60498
1½" - 2"	60497

Stainless Steel Female NPT fittings

Features:

- bolts thread into back plate of fitting leaving no welds, holes as potential points of leakage
- 316 stainless steel bolts
- required, cross-linked polyethylene gaskets are standard (*sold separately*)
- FKM and EPDM gaskets are available, contact Dixon®



Size	Stainless Steel Part #
¾"	63035
1"	62948
1½"	63037
2"	63038

Gaskets



Size	Cross-Linked Polyethylene Part #
¾" - 1"	62950
1½"	63042
2"	62848

Swage Nipples

Features:

- manufactured in conformance with ASTM A234 and MSS SP-95
- threads on nipples conform to ASME B1.20.1
- schedule 40 nipples have blue caps
- schedule 80 nipples have green caps

Male NPT	Length	Zinc Plated Schedule 40 Part #
2" x 1"	6.5"	SW40-200100
2" x 1¼"	6.5"	SW40-200125
2" x 1½"	6.5"	SW40-200150
2½" x 1"	7"	SW40-250100
2½" x 1½"	7"	SW40-250150
2½" x 2"	7"	SW40-250200
3" x 2"	8"	SW40-300200
3" x 2½"	8"	SW40-300250
4" x 2"	9"	SW40-400200
4" x 2½"	9"	SW40-400250
4" x 3"	9"	SW40-400300
6" x 3"	12"	SW40-600300
6" x 4"	12"	SW40-600400
8" x 4"	13"	SW40-800400
8" x 6"	13"	SW40-800600



Pipe, Welding
& Tube Fittings

Male NPT	Length	Zinc Plated Schedule 80 Part #
½" x ¼"	2.8"	SW80-050025
½" x ⅜"	2.8"	SW80-050038
¾" x ½"	3.0"	SW80-075050
1" x ¼"	3.5"	SW80-100025
1" x ½"	3.5"	SW80-100050
1" x ¾"	3.5"	SW80-100075
2" x ½"	6.5"	SW80-200050
2" x ¾"	6.5"	SW80-200075
2" x 1"	6.5"	SW80-200100
2" x 1¼"	6.5"	SW80-200125
2" x 1½"	6.5"	SW80-200150
2½" x 2"	7.0"	SW80-250200
3" x 1"	8.0"	SW80-300100
3" x 2"	8.0"	SW80-300200
3" x 2½"	8.0"	SW80-300250
4" x 2"	9.0"	SW80-400200
4" x 3"	9.0"	SW80-400300
4" x 4"	9.0"	SW80-400400
6" x 3"	12.0"	SW80-600300
6" x 4"	12.0"	SW80-600400
8" x 6"	13.0"	SW80-800600



K

• For additional information on pipe dimensions please reference canada.dixonvalve.com.

Bull Plugs



schedule 80

Features:

- manufactured in conformance with ASTM A234 and MSS SP-95
- threads on nipples conform to ASME B1.20.1
- schedule 40 nipples have blue caps
- schedule 80 nipples have green caps

Male NPT	Length	Zinc Plated Schedule 40 Part #	Zinc Plated Schedule 80 Part #
2"	4"	BP40-200	BP80-200
2½"	5"	BP40-250	BP80-250
3"	6"	BP40-300	BP80-300
4"	7"	BP40-400	BP80-400

Bull Plugs with Tap



schedule 40

Features:

- manufactured in conformance with ASTM A234 and MSS SP-95
- threads on nipples conform to ASME B1.20.1
- schedule 40 nipples have blue caps
- schedule 80 nipples have green caps

Male NPT	Length	Zinc Plated Schedule 40 Part #	Zinc Plated Schedule 80 Part #
2" x ¼"	4"	BP40-200T025	BP80-200T025
2" x ½"	5"	BP40-200T050	BP80-200T050
3" x ½"	6"	BP40-300T050	BP80-300T050
4" x ½"	7"	BP40-400T050	BP80-400T050

Hammer Unions

Features:

- Socket weld configurations and other materials are available, contact Dixon® for further information.
- Hammer unions work at extremely high pressures. Mismatching components of one series with another (i.e. series 602 with series 1502) can lead to destruction of property, serious bodily injury or death.
- temperature range: **-20°F to 250°F (-29°C to 121°C)**
- non-shocking cold water pressure means that the rated value is the maximum operating pressure at ambient temperature
- no spikes higher than this pressure
- no instantaneous pressure increases (0-2000 PSIG in ¼ of a second)
- ambient temperature: **70°F (21°C)**



100 Series

Features:

- used on low pressure manifolds and lines and in applications running air, water, oil or gas up to **1,000 PSI NSCWP** (non-shock cold working pressure)
- yellow sub, black nut

Size	Configuration	NSCWP (PSI)	Forged Steel Part #
2"	threaded	1000	HU100200
	butt weld	1000	HU100200BW¹
2½"	threaded	1000	HU100250
3"	threaded	1000	HU100300
4"	threaded	1000	HU100400
	butt weld	1000	HU100400BW¹
6"	threaded	1000	HU100600
8"	threaded	1000	HU100800

¹ butt weld ends are schedule 40



200 Series

Features:

- used in general service applications running air, water, oil or gas up to **2,000 PSI NSCWP** (non-shock cold working pressure)
- Nitrile O-ring mounted sub provides excellent sealing properties
- grey sub, blue nut

Size	Configuration	NSCWP (PSI)	Forged Steel Part #
1"	threaded	2000	HU200100
1½"	threaded	2000	HU200150
2"	threaded	2000	HU200200
	butt weld	2000	HU200200BW¹
2½"	threaded	2000	HU200250
3"	threaded	2000	HU200300
4"	threaded	2000	HU200400
6"	threaded	2000	HU200600
8"	threaded	2000	HU200800

¹ butt weld ends are schedule 40



206 Series

Features:

- used in general service applications running air, water, oil and gas up to **2,000 PSI NSCWP** (non-shock cold working pressure)
- Nitrile O-ring mounted sub provides excellent sealing properties
- grey sub, blue nut

Size	Configuration	NSCWP (PSI)	Forged Steel Part #
1"	threaded	2000	HU206100
1½"	threaded	2000	HU206150
2"	threaded	2000	HU206200
2½"	threaded	2000	HU206250
3"	threaded	2000	HU206300
4"	threaded	2000	HU206400
6"	threaded	2000	HU206600
8"	threaded	2000	HU206800



Hammer Unions

400 Series

Pipe, Welding
& Tube Fittings



Features:

- used on manifold and line connections, pump, suction and mud service
- up to **4,000 PSI NSCWP** (non-shock cold working pressure)
- red sub, black nut

Size	Configuration	NSCWP (PSI)	Forged Steel Part #
2"	threaded	4000	HU400200
3"	threaded	4000	HU400300
4"	threaded	4000	HU400400

602 Series

Features:

- for use in mud, manifold service and truck mounting applications running water, oil or mud up to **6,000 PSI NSCWP** (non-shock cold working pressure)
- lip type seal ring minimizes fluid flow turbulence while creating a pressure seal
- orange sub, black nut



Size	Configuration	NSCWP (PSI)	Forged Steel Part #
1"	threaded	6000	HU602100
2"	threaded	6000	HU602200
	buttweld	6000	HU602200BW¹
3"	threaded	6000	HU602300
	buttweld	6000	HU602300BW¹
4"	threaded	6000	HU602400
	buttweld	6000	HU602400BW¹

¹ buttweld ends are schedule 80

1002 Series

Features:

- for use in high pressure systems and truck mounting applications running water, oil or mud up to **10,000 PSI NSCWP** (non-shock cold working pressure)
- lip type seal ring minimizes fluid flow turbulence while creating a pressure seal
- blue sub, red nut



Size	Configuration	NSCWP (PSI)	Forged Steel Part #
1"	threaded	10000	HU1002100
2"	threaded	10000	HU1002200
	buttweld	10000	HU1002200BW¹
3"	threaded	10000	HU1002300
	buttweld	10000	HU1002300BW¹
4"	threaded	10000	HU1002400
	buttweld	10000	HU1002400BW¹

¹ buttweld ends are schedule XXS

Hammer Unions

1502 Series

Features:

- for use in extreme high pressure applications running water, oil or mud up to **15,000 PSI** NSCWP (non-shock cold working pressure)
- lip type seal ring minimizes fluid flow turbulence while creating a pressure seal
- red sub, blue nut

Size	Configuration	NSCWP (PSI)	Forged Steel Part #
2"	threaded	15000	HU1502200
	butt weld	15000	HU1502200BW¹
3"	threaded	15000	HU1502300
	butt weld	15000	HU1502300BW¹
4"	threaded	15000	HU1502400
	butt weld	15000	HU1502400BW¹

¹ butt weld ends are schedule XXS



Pipe, Welding & Tube Fittings

Hookie - Hook Hose Lifter

Features:

- for use with hammer unions on pages 677, 679
- safe working load is 4 tons, with a proof load test of 8 tons
- supplied complete with retaining clamp

Size	Forged Steel Part #
3"	HA0900-3
4"	HA0900-4
5"	HA0900-5



NPT Threaded Pipe Fittings




Size	Overall Length	Carbon Steel Part #	304 Stainless Steel Part #	Aluminum Part #
1/4"	2"	PN250	PNS250	---
3/8"	2"	PN375	PNS375	---
1/2"	2"	PN500	PNS500	---
3/4"	2"	PN750	PNS750	---
1"	2"	PN1000	PNS1000	---
1 1/4"	2"	PN1250	PNS1250	---
1 1/2"	2"	PN1500	PNS1500	---
2"	2"	PN2000	PNS2000	---
2 1/2"	3"	PN2500	PNS2500	---
3"	3"	PN3000	PNS3000	APN3000
4"	4"	PN4000	PNS4000	APN4000

Dixon® Hex Nipples for Welding to Metal Hose



carbon steel



machined brass



global stainless

Size	Carbon Steel ¹ Part #	Optional Qty	Machined Brass Part #
1/4"	FM250	200	FMB250
3/8"	FM375	100	FMB375
1/2"	FM500	50	FMB500
3/4"	FM750	50	FMB750
1"	FM1000	50	FMB1000
1 1/4"	FM1250	50	---
1 1/2"	FM1500	50	---
2"	FM2000	10	---

Size	304 Stainless Steel ¹ Part #	Optional Qty	316 Stainless Steel ¹ Part #
1/4"	FMS250	200	---
3/8"	FMS375	100	---
1/2"	FMS500²	50	FMR500²
3/4"	FMS750²	50	FMR750²
1"	FMS1000²	50	FMR1000²
1 1/4"	FMS1250	50	---
1 1/2"	FMS1500	50	FMR1500

¹ Dixon® suggests using 308 LSI welding rod

² global stainless steel

Dixon® Octagonal Nipples for Welding to Metal Hose



Size	Overall Length	Weld-On Length	Hex Length	Carbon Steel Part #	304 Stainless Steel Part #
2"	2 1/2"	7/8"	9/16"	OCTOE32	OCTOES32

• For additional information on pipe dimensions please reference canada.dixonvalve.com.

Dixon® Octagonal Wrench Grips

Size	Across Outside Flats	Across Inside Flats	Width	304 Stainless Steel Part #
1½"	2.230"	1.910"	9/16"	OCTS24
2"	2.781"	2.385"	9/16"	OCTS32
3"	3.750"	3.510"	7/8"	OCTS48

Size	Across Outside Flats	Across Inside Flats	Width	304 Stainless Steel Part #
2"	2.740"	2.510"	9/16"	OCT32



Pipe, Welding
& Tube Fittings

Dixon® Weld-On Hex Wrench Grips

Size	Global Investment Cast Steel Part #
1"	WN12
1¼"	WN16
1½"	WN21
2"	WN26
2½"	WN31
3"	WN36
4"	WN46



Straub Grip-L Axial Restraint Pipe Couplings

Application:

- suitable for pipes within the lower pressure range, applications include, but are not limited to: ship building, water and waste water treatment plants and industrial process pipe work

Features:

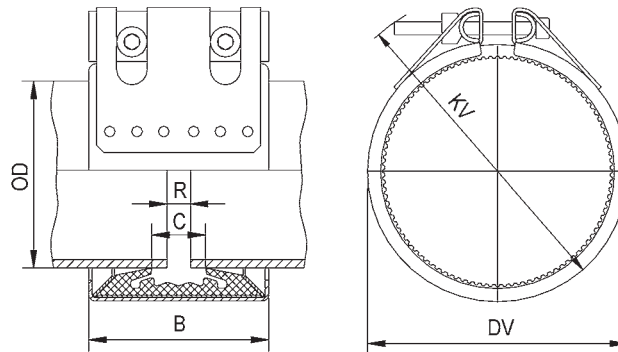
- joins like or dissimilar pipe materials: steel, galvanized, painted, stainless steel, thin-wall stainless steel, PVC, copper
- requires no special tools or pipe-end preparation; only a torque wrench is required for a secure and safe pipe connection that seldom needs retightening
- accommodates up to 5° of pipe misalignment
- vary gap between pipe ends
- absorbs vibration, water hammer and sound
- special patented grip ring for superior holding power on hard-surfaced pipes
- 5 year limited warranty
- reusable
- EPDM sealing sleeve temperature range: - 4°F to 176°F (-20°C to 80°C)
- NBR and FKM sleeves available, contact Dixon® for information

Materials:

- casing: AISI 316Ti; screws: AISI 316 L; bolts: AISI 316 Ti; anchoring ring: AISI 301; sealing sleeve: EPDM standard

Specifications:

- American Bureau of Shipping (ABS) up to **232 PSI** on ¾" - 5"; **188 PSI** on 6"; **145 PSI** on 8"
- Underwriter's Laboratories (UL)
- National Sanitation Foundation (NSF)
- built to ASTM 1476, Type 2, Class 2 specifications



Size	Pipe OD Range		Working Pressure PSI	Coupling Dimensions		Assembled Dimensions		Maximum Distance Between Pipe End R	316 Ti Stainless Steel Part #
	actual	min to max		B	C	DV	KV		
¾"	1.05"	1.04" to 1.08"	670	1.8"	0.7"	1.7"	2.8"	0.2"	STR20000 ¹
1"	1.31"	1.31" to 1.35"	550	1.8"	0.7"	2.0"	3.0"	0.2"	STR20100 ¹
1½"	1.90"	1.88" to 1.92"	440	2.4"	1.0"	2.6"	3.9"	0.2"	STR20300 ¹
2"	2.37"	2.35" to 2.40"	320	3.0"	1.5"	3.1"	4.3"	0.4"	STR20450 ¹
2½"	2.87"	2.85" to 2.90"	450	3.7"	1.6"	3.9"	5.3"	0.4"	STR20500
3"	3.50"	3.46" to 3.54"	320	3.7"	1.6"	4.4"	5.9"	0.4"	STR20650
4"	4.50"	4.46" to 4.54"	232	3.7"	1.6"	5.4"	6.7"	0.4"	STR20900
5"	5.50"	5.51" to 5.62"	232	4.3"	2.1"	6.5"	8.3"	0.4"	STR21150
6"	6.63"	6.56" to 6.69"	232	4.3"	2.1"	7.6"	9.1"	0.4"	STR21350
8"	8.63"	8.54" to 8.71"	232	5.6"	3.1"	9.8"	11.6"	0.4"	STR21400

¹ only has one bolt

Note: All Straub couplings require the correct use of a torque wrench for a safe and proper installation. Straub couplings must be torqued to the specified value as printed on each individual coupling. Failure to do so can result in serious injury or death.

Not for steam or refrigerant service.



Straub Open-Flex 1L Couplings

Applications:

- suitable for repairing or joining pipes where access to the pipe end is difficult or impossible

Features:

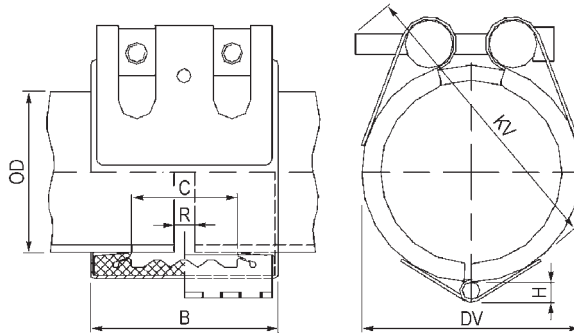
- use to replace bolted sleeve type couplings (AWWA Std. C-219) or for permanent repairs or installation
- wrap-around design differs from similar type repair products because the installation or repair is permanent due to the unique flexible lip seal gasket design
- joins like or dissimilar pipe materials: steel, galvanized, painted, stainless steel, thin-wall stainless steel, PVC, copper
- requires no special tools or pipe-end preparation; only a torque wrench is required for a secure and safe pipe connection that seldom needs retightening
- accommodates up to 5° of pipe misalignment
- vary gap between pipe ends
- absorbs vibration, water hammer, and sound
- acts as an expansion joint; will accept up to .25" of axial movement
- EPDM sealing sleeve temperature range: - 4°F to 176°F (-20°C to 80°C)
- 5 year limited warranty
- reusable

Materials:

- casing: AISI 316Ti; screws: AISI 4135 steel; bolts: AISI 12L 14 galvanized

Specifications:

- American Bureau of Shipping (ABS) up to 232 PSI
- Underwriter's Laboratories (UL)
- National Sanitation Foundation (NSF)
- conforms to ASTM 1476, Type 2, Class 3 specifications



Size	Pipe OD Range		Working Pressure PSI	Coupling Dimensions			Assembled Dimensions		Maximum Distance Between Pipe End R	316 Ti Stainless Steel Part #
	actual	min to max		B	C	H	DV	KV		
1½"	1.90"	1.85" to 1.95"	363	3.0"	1.4"	.28"	2.8"	3.3"	.20"	STR35001
2"	2.38"	2.32" to 2.42"	232	3.0"	1.4"	.28"	3.2"	3.7"	.20"	STR35151
2½"	2.88"	2.81" to 2.93"	232	3.0"	1.4"	.36"	3.2"	3.7"	.20"	STR35201
3"	3.50"	3.44" to 3.56"	232	3.7"	2.0"	.36"	4.4"	4.9"	.20"	STR35351
4"	4.50"	4.43" to 4.57"	232	3.7"	2.0"	.36"	5.4"	5.9"	.20"	STR35651
5"	5.56"	5.49" to 5.57"	232	4.2"	2.4"	.38"	6.4"	7.1"	.20"	STR35901
6"	6.63"	6.54" to 6.71"	232	4.2"	2.4"	.38"	7.5"	8.1"	.20"	STR36051

⚠ Note: Not pull-out resistant. Ensure that pipes are properly anchored and supported.

Assembly Tool

Part #
STR6648



150 Lb. ASA Forged Lap Joint Flanges

Features:

- no raised face
- commonly called a Van Stone or a floating flange

Pipe, Welding & Tube Fittings



Size	Number of Bolts	Carbon Steel Part #	316 Stainless Steel Part #
1"	4	LJ100	---
1¼"	4	LJ125	---
1½"	4	LJ150	LJR150
2"	4	LJ200	LJR200
2½"	4	LJ250	---
3"	4	LJ300	LJR300
4"	8	LJ400	LJR400
5"	8	LJ500	---
6"	8	LJ600	LJR600
8"	8	LJ800	---
10"	12	LJ1000	---
12"	12	LJ1200	---

150 Lb. ASA Forged Slip-On Flanges

Feature:

- raised face




Size	Number of Bolts	Carbon Steel Part #	316 Stainless Steel Part #
1"	4	SO100	---
1¼"	4	SO125	---
1½"	4	SO150	SOR150
2"	4	SO200	SOR200
2½"	4	SO250	---
3"	4	SO300	SOR300
4"	8	SO400	SOR400
5"	8	SO500	---
6"	8	SO600	SOR600
8"	8	SO800	---
10"	12	SO1000	---
12"	12	SO1200	---

150 Lb. ASA Forged NPT Threaded Flanges

Feature:

- raised face



Size	Number of Bolts	Carbon Steel Part #	316 Stainless Steel Part #
1"	4	T100	---
1¼"	4	T125	---
1½"	4	T150	TR150
2"	4	T200	TR200
2½"	4	T250	---
3"	4	T300	TR300
4"	8	T400	TR400
5"	8	T500	---
6"	8	T600	TR600
8"	8	T800	---
10"	12	T1000	---
12"	12	T1200	---

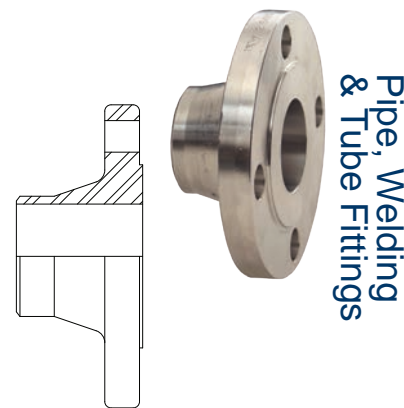
- For flange dimensions, diagrams and additional information please reference canada.dixonvalve.com.

150 Lb. Weld Neck ASA Forged Flanges

Feature:

- raised face

Size	Number of Bolts	Carbon Steel Part #
1"	4	WN100
1¼"	4	WN125
1½"	4	WN150
2"	4	WN200
3"	4	WN300
4"	8	WN400
5"	8	WN500
6"	8	WN600
8"	8	WN800
10"	12	WN1000



Pipe, Welding & Tube Fittings

Flange Gaskets

Features:

- standard drop-ring type all 1/16" thick
- reference page 903 for joint sealant gasket material
- for flange dimensional information and diagrams please reference canada.dixonvalve.com

Size	Neoprene Part #	Klingsil® C-4401 Part #
1"	NG10	AG10
1¼"	NG15	AG15
1½"	NG20	AG20
2"	NG25	AG25
2½"	NG30	AG30
3"	NG35	AG35
4"	NG40	AG40
5"	NG50	---
6"	NG60	AG60
8"	NG80	AG80



carbon steel



Klingsil® C-4401

ANSI Flat Face Flange x Male NST (NH)

Features:

- flange - black powder coated carbon steel
- male adapter - black anodized aluminum

Size	PSI	Carbon Steel / Aluminum Part #
6" NST (NH)	175	T600-60F



King™ Turned Back Weld-To-Metal Hose Nipples

Features:

- MSS Length
- phono-finish face (type CS), except 10" and 12" have smooth face (type C)
- for use with Slip-On and Lap Joint flanges shown on previous page

Size	Length	Schedule 40 Plated Carbon Steel Part #	Schedule 40 316 Stainless Steel Part #
1"	2"	NW10	RNW10-40
1¼"	2"	NW15	RNW15-40
1½"	2"	NW20	RNW20-40
2"	2½"	NW25	RNW25-40
2½"	2½"	NW30	RNW30-40
3"	2½"	NW35	RNW35-40
4"	3"	NW40	RNW40-40
6"	3½"	NW60	RNW60-40
8"	4"	NW80	RNW80-40
10"	5"	NW100	RNW100-40
12"	6"	NW120	RNW120-40



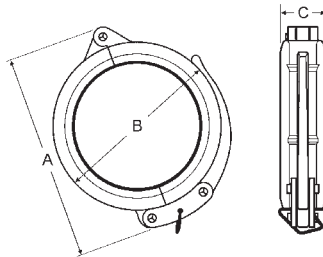
Quick Release Couplings - Series Q

Features:

- designed for applications requiring a quick connection and/or disconnection of a pipe joint, a locking pin through the handle prevents accidental opening of the coupling
- ductile iron body with zinc plating and steel safety clip
- see page 691 for replacement gaskets
- Comparable to: Victaulic's #78 Grinnell's #7003



Nominal Size	Pipe OD	Maximum Working Pressure PSI at 70°F (21°C)	Maximum End Load (Lbs.)	Ductile Iron	
				Part # with EPDM gasket	Part # with Buna-N gasket
1½"	1.900"	300	850	H315	H315BU
2"	2.375"	300	1329	H32	H32BU
2½"	2.875"	300	2120	H325	H325BU
3"	3.500"	300	2886	H33	H33BU
4"	4.500"	300	4771	H34	H34BU
6"	6.625"	300	10341	H36	H36BU



Dimensions

A	B	C
4¾"	3½"	1"
5½"	3¾"	1⅞"
5⅞"	4¾"	1⅞"
7¼"	5¼"	1⅞"
8½"	6½"	2"
10⅝"	8½"	2"


Standard Couplings - Series S, Style 11

**Applications:**

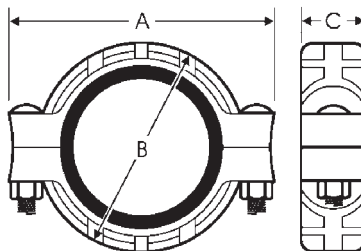
- designed for a wide range of applications including commercial/industrial construction, mining, and process piping

Features:

- ductile iron body with rust inhibiting paint
- Underwriters Listed and Factory Mutual approved
- housing design allows for optimum strength without excessive casting weight.
- see pages 691, 697 for replacement gaskets, nuts and bolts
- Comparable to: Victaulic's #77
Grinnell's #7001



Nominal Size	Pipe OD	Maximum Working Pressure PSI at 70°F (21°C)	Maximum End Load (Lbs.)	Bolts			Ductile Iron	
				qty	size	length	Part # with EPDM gasket	Part # with Buna-N gasket
1½"	1.900"	1000	2835	2	¾"	2"	C115	C115BU
2"	2.375"	1000	4430	2	½"	2¾"	C12	C12BU
2½"	2.875"	1000	6492	2	½"	2¾"	C125	C125BU
3"	3.500"	1000	9621	2	½"	3"	C13	C13BU
4"	4.500"	1000	15904	2	⅝"	3¼"	C14	C14BU
6"	6.625"	1000	34472	2	¾"	4¼"	C16	C16BU
8"	8.625"	800	46741	2	⅞"	5"	C18	C18BU
10"	10.750"	800	72610	2	⅞"	5"	C20	C20BU
12"	12.750"	800	102141	2	⅞"	5"	C24	C24BU

**Dimensions**

A	B	C
4-5/8"	3"	1-7/8"
5-15/64"	3-45/64"	1-27/32"
5-5/8"	4-1/4"	1-27/32"
6-21/32"	5"	1-27/32"
8-17/64"	6-3/8"	2-3/64"
11-7/32"	8-57/64"	2-3/64"
14-1/64"	11-3/8"	2-23/64"
16-5/8"	13-1/2"	2-5/8"
18-5/8"	15-1/2"	2-5/8"



Lightweight Flexible Couplings - Series L, Style 10

Pipe, Welding & Tube Fittings

Applications:

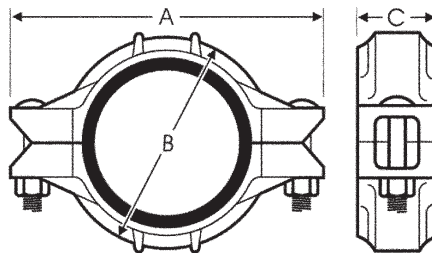
- designed for applications requiring moderate internal pressure or where weight is a factor such as general purpose, mining, irrigation, and compressed air where a deflection of 5% or less is required

Features:

- ductile iron body with rust inhibiting paint
- Underwriters Listed and Factory Mutual approved
- see pages 695, 701 for replacement gaskets, nuts and bolts
- Comparable to: Victaulic's #75 Grinnell's #7000



Nominal Size	Pipe OD	Maximum Working Pressure PSI at 70°F (21°C)	Maximum End Load (Lbs.)	Bolts			Ductile Iron	
				qty	size	length	Part # with EPDM gasket	Part # with Buna-N gasket
1½"	1.900"	500	1418	2	⅜"	2¼"	L215	L215BU
2"	2.375"	500	2215	2	⅜"	2"	L02	L02BU
2½"	2.875"	300	3246	2	⅜"	2"	L025	L025BU
3"	3.500"	300	4811	2	½"	2¾"	L03	L03BU
4"	4.500"	300	6362	2	½"	2¾"	L04	L04BU
5"	5.563"	300	9722	2	⅝"	3¼"	L05	L05BU
6"	6.625"	300	13789	2	⅝"	3¼"	L06	L06BU
8"	8.625"	300	20449	2	¾"	4¼"	L08	L08BU
10"	10.750"	350	29815	2	¾"	4¼"	L010	L010BU
12"	12.750"	350	40581	2	⅞"	5"	L012	L012BU



Dimensions

A	B	C
4-1/2"	2-29/32"	1-25/32"
4-7/8"	3-25/64"	1-27/32"
5-15/32"	3-45/64"	1-27/32"
6-27/64"	4-39/64"	1-27/32"
7-33/64"	5-7/8"	2 -1/64"
9-17/32"	7-3/32"	2 -1/64"
10-7/16"	8-7/64"	2-3/64"
13-15/32"	10-5/32"	2-13/32"
15-3/4"	12-39/64"	2-9/16"
18-23/64"	15-7/16"	2-9/16"

Lite® Couplings - Stainless Steel



Applications:

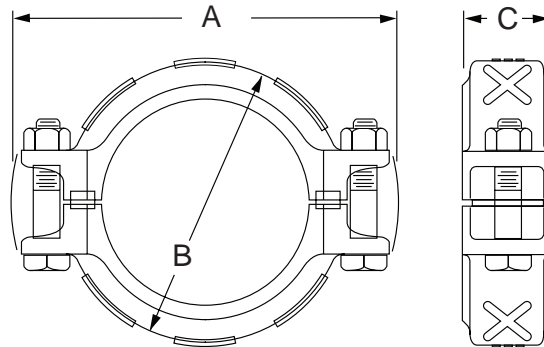
- designed for use on rigid, locked-in pipe connections

Features:

- 316 cast stainless steel body, nuts and bolts
- certified to ANSI/NSF 61
- ideal for corrosive environments
- use of suitable anti-galling thread compound is recommended
- Comparable to: Grinnell's #7400 SS



Nominal Size	Pipe OD	Maximum Working Pressure (PSI)	Maximum End Load (Lbs.)	Bolts			316 Stainless Steel Part # with Fluoro-elastomer gasket
				qty	size	length	
2"	2.375"	300	1329	2	3/8"	2 1/4"	RL02V
3"	3.500"	300	2886	2	1/2"	2 3/4"	RL03V
4"	4.500"	300	4771	2	1/2"	2 3/4"	RL04V



Dimensions

A	B	C
5 5/8"	3 5/8"	1 3/4"
6 5/8"	4 5/8"	1 3/4"
7 3/4"	6"	1 7/8"



Rigid Couplings - Series R, Style 5

Pipe, Welding & Tube Fittings

Application:

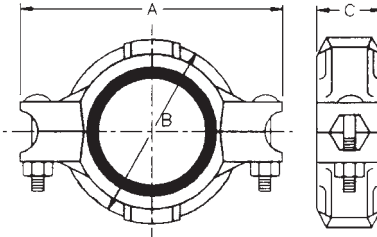
- ideal for fire protection, plumbing, low pressure air and drainage

Features:

- lightweight, low pressure
- galvanized ductile iron body
- small gripping teeth hold the housing into the groove allowing a straight run of pipe and preventing any flex at the joint
- Underwriters Listed and Factory Mutual approved
- see pages 691, 697 for replacement gaskets, nuts and bolts



Nominal Size	Pipe OD	Maximum Working Pressure PSI at 70°F (21°C)	Maximum End Load (Lbs.)	Bolts			Ductile Iron	
				qty	size	length	Part # with EPDM gasket	Part # with Buna-N gasket
2"	2.375"	175	4425	2	3/8"	2"	R72	R72BU
2½"	2.875"	175	6490	2	3/8"	2"	R725	R725BU
3"	3.500"	175	9620	2	½"	2¾"	R73	R73BU
4"	4.500"	175	12720	2	½"	2¾"	R74	R74BU
6"	6.625"	175	27570	2	5/8"	3¼"	R76	R76BU
8"	8.625"	175	35050	2	¾"	4¼"	R78	R78BU




Dimensions

A	B	C
4-7/8"	3-17/32"	1-27/32"
5-5/8"	3-45/64"	1-3/4"
6-3/8"	4-41/64"	1-27/32"
7-45/64"	5-15/16"	2"
10-25/32"	8-7/64"	2-3/64"
13-25/32"	10"	2-21/64"

Grooved Bolted Clamps

Features:

- 2" pressure rating: **400 PSI**
- 3" pressure rating: **170 PSI**
- 4" pressure rating: **120 PSI**
- bolt torque: 20 ft. lbs.
- precision casting and machined dimensions provide an exact fit and great appearance
- use of lock nuts prevents clamps from loosening in high vibration applications
- leak-tight connection
- are intended for tank truck applications only 
- Unlike steel groove clamps that secure pipe ends with high clamp force against the tubing walls, the Dixon® bolted clamp takes the full bolt force and locks in the groove of the tube preventing distortion of the tube diameter.
- FKM-B rated for 100% biodiesel and Ethanol
- Buna-N rated for petroleum service, Ethanol to E100 and biodiesel to B20
- Baylast™ rated for petroleum service, Ethanol to E100 and biodiesel to B100
- white buna-N for use in dry bulk food applications
- temperature ratings for FKM-B is **20°F to 300°F (-7°C to 149°C)**
- temperature ratings for Baylast is **-20°F to 180°F (-29°C to 82°C)**

Size	Gasket Material	Aluminum Part #
2"	<i>FKM-B</i>	DBV-VB200
3"	<i>FKM-B</i>	DBV-VB300
4"	<i>FKM-B</i>	DBV-VB400
2"	<i>buna-N</i>	DBV-BN200
3"	<i>buna-N</i>	DBV-BN300
4"	<i>buna-N</i>	DBV-BN400
2"	<i>Baylast™</i>	DBV-BL200
3"	<i>Baylast™</i>	DBV-BL300
4"	<i>Baylast™</i>	DBV-BL400
4"	<i>white buna-N</i>	DBV-WB400



clamp with black buna gasket
Note: Supplied clamp gasket must be installed prior to use, ships separately.

Replacement Gaskets

Size	Material	Part #
2"	<i>FKM-B</i>	G200VB
3"	<i>FKM-B</i>	G300VB
4"	<i>FKM-B</i>	G400VB
3"	<i>buna-N</i>	G300T
4"	<i>buna-N</i>	G400T
2"	<i>Baylast™</i>	G200BL
3"	<i>Baylast™</i>	G300BL
4"	<i>Baylast™</i>	G400BL
4"	<i>white buna-N</i>	G400N



Painted Iron Clamps with Baylast™ Gaskets

Features:

- painted red
- Baylast™ seal is rated for biodiesel, Ethanol, diesel, gas and ULSD

Size	Maximum PSI	Iron Part #
2"	500	L02BL
3"	300	L03BL
4"	300	L04BL





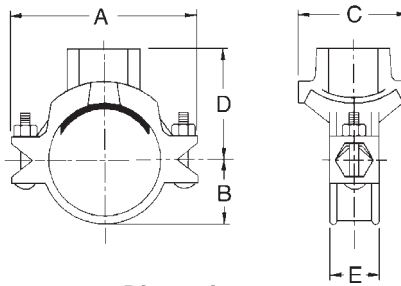
Mechanical Tees - Series T

Features:

- Provides a fast easy way to install a threaded connection along a length of pipe. After drilling or cutting a hole in the pipe at the location of the branch connection, simply attach the clamps around the pipe for a leak-free threaded outlet connection. See chart below for drilling hole specifications
- ductile iron body with rust inhibiting paint
- supplied with EPDM gasket
- Underwriters Listed and Factory Mutual approved
- maximum operating pressure: **300 PSI at 70°F (21°C)**
- see pages 691, 697 for replacement gaskets, nuts and bolts
- Comparable to: Victaulic's #920 Grinnell's #7045



Nominal Size	Branch Size	Hole Saw Diameter	Maximum End Load (Lbs.)	Bolts			Ductile Iron Part #
				qty	size	length	
2"	1"	1½"	1⅝"	2	⅜"	2"	MT2010
	1¼"	1¾"	1⅞"	2	⅜"	2"	MT20125
	1½"	1¾"	1⅞"	2	⅜"	2"	MT20150
2½"	1¼"	2"	2⅛"	2	½"	2⅝"	MT250125
3"	1"	1½"	1⅝"	2	½"	2¾"	MT3010
	1½"	2"	2⅞"	2	½"	2¾"	MT30150
4"	1"	1½"	1⅝"	2	½"	2¾"	MT4010
	1¼"	2"	2⅞"	2	½"	2¾"	MT40125
	1½"	2"	2⅞"	2	½"	2¾"	MT40150
	2"	2½"	2⅝"	2	½"	2¾"	MT4020
	2½"	2¾"	2⅞"	2	½"	2¾"	MT40250
6"	3"	3½"	3⅝"	2	½"	2¾"	MT4030
	1¼"	2½"	2⅝"	2	⅝"	3¼"	MT60125
	1½"	2½"	2⅝"	2	⅝"	3¼"	MT60150
6"	2"	2½"	2⅝"	2	⅝"	3¼"	MT6020
	3"	3½"	3⅝"	2	⅝"	3¼"	MT6030



Dimensions

A	B	C	D	E
4½"	1⅝"	2¾"	2¼"	1⅞"
4½"	1⅝"	2¾"	2½"	1⅞"
4½"	1⅝"	2¾"	2½"	1⅞"
5-5/32"	1-11/16"	3"	2-31/32"	2"
5-13/16"	1-11/16"	3-11/32"	3"	2"
6-11/32"	2-1/8"	3-3/32"	3-1/16"	2"
6-11/32"	2-1/8"	3-3/4"	3-3/8"	2"
7-5/16"	2-9/16"	3-3/32"	3-1/2"	2"
7-5/16"	2-9/16"	3-3/4"	3-7/8"	2"
7-5/16"	2-9/16"	3-3/4"	3-7/8"	2"
7-5/16"	2-9/16"	4-1/8"	4"	2"
7-5/16"	2-9/16"	4-3/8"	4"	2"
7-5/16"	2-9/16"	5-1/4"	4-1/4"	2"
10-5/32"	3-11/16"	4-1/8"	4-7/8"	2¼"
10-5/32"	3-11/16"	4-1/8"	4-7/8"	2¼"
10-5/32"	3-11/16"	4-1/8"	5"	2¼"
10-5/32"	3-11/16"	5-1/4"	5-3/8"	2¼"

Flange Adapters - Series FA

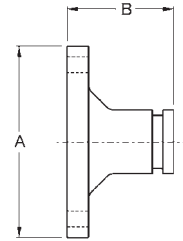
Application:

- used to connect an ANSI Class 125 and 150 flange to a grooved pipe using a grooved clamp

Features:

- Provides a rigid one piece connection that can be disconnected by removing the clamp assembly. To assemble to another flange, position bolt heads on the adapter (grooved) side.
- ductile iron body with rust inhibiting paint

Nominal Size	Pipe OD	Maximum Working Pressure PSI at 70°F (21°C)	Flange Dimensions		Bolts		Ductile Iron Part #
			A	B	qty	size	
2"	2.375"	300	6"	2-3/8"	4	5/8"	FA20
3"	3.500"	300	7 1/4"	2-3/8"	4	5/8"	FA30
4"	4.500"	300	8 1/2"	2-3/8"	8	5/8"	FA40
6"	6.625"	300	11"	2-9/16"	8	3/4"	FA60
8"	8.625"	300	13 1/4"	3"	8	3/4"	FA80



Pipe, Welding & Tube Fittings

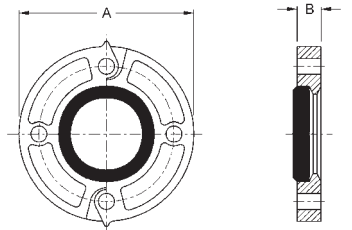
ANSI Split Flanges - Series SF



Features:

- provides a direct connection between a grooved adapter and an ANSI Class 125 and 150 raised face flanged component
- can be used with flat face flanges by removing the raised projections on the outside face of the flange.
- ductile iron body with rust inhibiting paint
- Underwriters Listed and Factory Mutual approved
- Buna gaskets are available upon request
- Comparable to: Victaulic's #741, Grinnell's #7012

Nom. Size	Pipe OD	Max. Work. Press. PSI at 70°F (21°C)	Flange Dims.		Bolts		Ductile Iron with Gasket Part # ¹	Replacement EPDM Gaskets Part # ²
			A	B	qty	size		
2"	2.375"	300	6"	13/16"	4	5/8"	ANSI20	FLG200E
2 1/2"	2.875"	300	7"	13/16"	4	5/8"	ANSI25	FLG250E
3"	3.500"	300	7 1/2"	13/16"	4	5/8"	ANSI30	FLG300E
4"	4.500"	300	9"	15/16"	8	5/8"	ANSI40	FLG400E
6"	6.625"	300	11"	1"	8	3/4"	ANSI60	FLG600E
8"	8.625"	300	13 1/2"	1-1/8"	8	3/4"	ANSI80	FLG800E



¹ with EPDM gasket
² replacement gasket

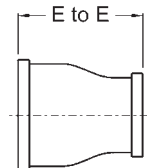
Reducing Adapters - Series RA



Features:

- ductile iron body with rust inhibiting paint
- Underwriters Listed and Factory Mutual approved
- Comparable to: Victaulic's #50, Grinnell's #7072

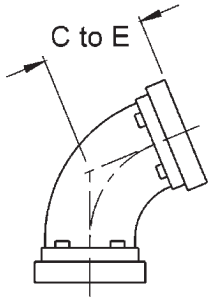
Nominal Size	Nominal Size	Dimensions E to E	Ductile Iron Part #
2"	1 1/2"	2.5"	RAGG20150
2 1/2"	2"	2.5"	RAGG25020
3"	2"	2.5"	RAGG3020
	2 1/2"	2.5"	RAGG30250
4"	2"	3.0"	RAGG4020
	2 1/2"	3.0"	RAGG40250
	3"	3.0"	RAGG4030
5"	4"	3.5"	RAGG5040
	2"	4.0"	RAGG6020
6"	2 1/2"	4.0"	RAGG60250
	3"	4.0"	RAGG6030
	4"	4.0"	RAGG6040





Grooved End Fittings - Series 45

Series 45



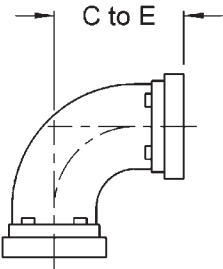
Features:

- designed to provide minimum pressure drop and uniform strength
- maximum operating pressure: **500 PSI** at ambient temperature **70°F (21°C)**
- ductile iron body with rust inhibiting paint
- Underwriters Listed and Factory Mutual approved
- Comparable to:
Victaulic's #110
Grinnell's #7051

Nominal Size	Dimensions C to E	Ductile Iron Part #
2"	2"	L2045
2½"	2¼"	L2545
3"	2½"	L3045
4"	3"	L4045
5"	3¼"	L5145
6"	3½"	L6045
8"	4¼"	L8045



Series 90



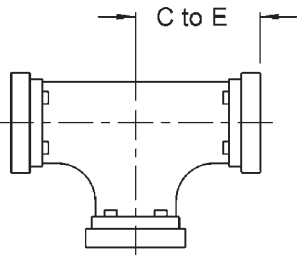
Features:

- designed to provide minimum pressure drop and uniform strength
- maximum operating pressure: **500 PSI** at ambient temperature **70°F (21°C)**
- ductile iron body with rust inhibiting paint
- Underwriters Listed and Factory Mutual approved
- Comparable to:
Victaulic's #10
Grinnell's #7050

Nominal Size	Dimensions C to E	Ductile Iron Part #
2"	3¼"	L502
2½"	3¾"	L5025
3"	4¼"	L503
4"	5"	L504
6"	6½"	L506
8"	7¾"	L508



Series T



Features:

- designed to provide minimum pressure drop and uniform strength
- maximum operating pressure: **500 PSI** at ambient temperature **70°F (21°C)**
- ductile iron body with rust inhibiting paint
- Underwriters Listed and Factory Mutual approved
- Comparable to:
Victaulic's #20
Grinnell's #7060

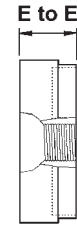
Nominal Size	Dimensions C to E	Ductile Iron Part #
2"	3¼"	T602
2½"	3¾"	T6025
3"	4¼"	T603
4"	5"	T604
6"	6½"	T606
8"	7¾"	T608

ANSI Caps with Tapped Outlet - Series EC

Feature:

- painted with rust inhibiting paint

Nominal Size	Outlet	Dimensions E to E	Ductile Iron Part #
2"	1"	7/8"	EC201
2½"	1"	7/8"	EC251
3"	1"	7/8"	EC301
4"	1"	1"	EC401
	2"	1"	EC402
6"	1"	1"	EC601
	2"	1"	EC602
8"	2"	1-3/16"	EC802



Pipe, Welding & Tube Fittings

Blank Caps - Series BE



Features:

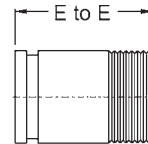
- painted with rust inhibiting paint
- Underwriters Listed and Factory Mutual approved
- Comparable to: Victaulic's #60 Grinnell's #7074

Nominal Size	Dimensions E to E	Ductile Iron Part #
2"	7/8"	BEC20
2½"	7/8"	BEC25
3"	7/8"	BEC30
4"	1"	BEC40
6"	1"	BEC60
8"	1-3/16"	BEC80



Long Pipe Style Nipples - Series AN

Groove x NPT	Dimensions E to E	Carbon Steel Part #
2"	4"	A712
2½"	4"	A7125
3"	4"	A713
4"	6"	A714
5"	6"	A715
6"	6"	A716



Grooved End x Weld Nipples

Nominal Size	Aluminum Part #	Carbon Steel Part #	316 Stainless Steel Part #
2"	AVN2000-200	VN2000-200	VNR2000-200
2½"	AVN2500-200	VN2500-200	VNR2500-200
3"	AVN3000-200	VN3000-200	VNR3000-200
4"	AVN4000-200	VN4000-200	VNR4000-200



- For additional information on pipe dimensions please reference canada.dixonvalve.com.

Grooved End Butterfly Valves

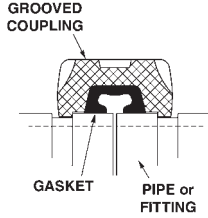
Features:

- for water and air applications
- working pressure: **300 PSI**
- maximum temperature: **210°F (99°C)**
- material: body: ductile iron, epoxy coated; disc: ductile iron, EPDM encapsulated; stem: stainless steel; notch plate: zinc plated steel; seals: EPDM

Size	Ductile Iron Part #
2"	GIBFV200
2½"	GIBFV250
3"	GIBFV300
4"	GIBFV400
6"	GIBFV600
8"	GIBFV800



Grooved Fitting Gaskets



- check gasket color code to be certain it is recommended for the service intended
- on gasket use lubricant from page 697
- for services not listed contact Dixon® for recommendations

FKM Gaskets

Features:


- temperature range: **-13°F to 350°F (-11°C to 177°C)**
- color code: black with blue stripe
- resistant to oxidizing acids, petroleum oils, hydraulic fluids, halogenated hydrocarbons and lubricants



Size	FKM Part #
2"	G200V
3"	G300V
4"	G400V
6"	G600V
8"	G800V
10"	G1000V
12"	G1200V

EPDM Gaskets

Features:


- temperature range: **-22°F to 230°F (-30°C to 110°C)**
- color code: black with green stripe
- for water, dilute acids, alkalis, salts, and many chemical services not involving hydrocarbons, oils, or gases
- excellent oxidation resistance
- *not for use with hydrocarbons* 



Size	EPDM Part #
1½"	G150E
2"	G200E
2½"	G250E
3"	G300E
4"	G400E
5"	G500E
6"	G600E
8"	G800E
10"	G1000E
12"	G1200E

Buna Gaskets

Features:

- temperature range: **-24°F to 176°F (-31°C to 80°C)**
- for petroleum products, vegetable oils, mineral oils, and air contaminated with petroleum oils
- *not for use in hot water services* 



Size	Black Buna with orange stripe Part #	White Buna Part #
1½"	G150T	---
2"	G200T	---
2½"	G250T	---
3"	G300T	---
4"	G400T	G400N
5"	G500T	---
6"	G600T	---
8"	G800T	---
10"	G1000T	---
12"	G1200T	---

Grooved Fitting Accessories

Nuts and Bolts

Features:

- the nuts are a heavy hexagon design
- specifically designed for use with the couplings on pages 687 to 692

Specification:

- conforms to ASTM A183

Bolt Thread	Bolt Length	Torque Ft. Lbs.	Electroplated Carbon Steel Part #
3/8"	2"	30	BLT38200
3/8"	2¼"	30	BLT38225
1/2"	2½"	50	BLT50212
1/2"	2¾"	50	BLT50234
1/2"	3"	50	BLT50300
5/8"	3¼"	75	BLT58314
3/4"	4¼"	75	BLT75414
7/8"	5"	200	BLT78500



Groove Lube

Features:

- water soluble
- non-toxic
- non-corrosive
- non-flammable
- *should not be used with HDPE pipe*

**Specification:**


- NSF approved for use with potable water

Size	Container	Part #
1 qt.	Tub	GROOVLUB32



High Density Polyethylene (HDPE) Couplings

Pipe, Welding
& Tube Fittings



Applications:

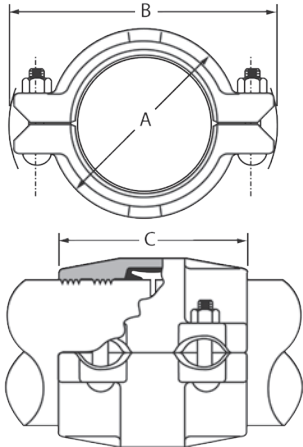
- designed for mechanically joining high density polyethylene pipe and fittings

Features:

- ductile iron body with rust inhibiting paint
- uses four bolts to drive the sharply machined housing teeth into the outside of the pipe

- Comparable to:
Grinnell's #9095

Nominal Size	Pipe OD	Bolts			Ductile Iron	
		qty	size	length	Part # with EPDM gasket	Part # with Buna-N gasket
2"	2.375"	4	1/2"	2 3/8"	HDPE200	HDPE200BU
3"	3.500"	4	1/2"	3"	HDPE300	HDPE300BU
4"	4.500"	4	1/2"	3"	HDPE400	HDPE400BU
6"	6.625"	4	5/8"	3 1/2"	HDPE600	HDPE600BU



Dimensions

A	B	C
3 3/8"	5 1/2"	4 5/8"
4 5/8"	6 3/4"	4 5/8"
5 1/4"	8"	5 3/4"
7 1/2"	11"	5 7/8"

Y Line Strainers

Cast Iron

Features:

- graphite gasket
- working pressure: **400 PSI WOG, 250 PSI steam**
- plug ported for blowdown service
- no replacement screens available

Female NPT	Description	Cast Iron Part #
1/4"	20 x 20 mesh	Y001
3/8"		Y002
1/2"		Y003
3/4"		Y004
1"		Y005
1 1/4"		Y006
1 1/2"		Y007
2"		Y008



Cast Bronze

Feature:

- working pressure: **400 PSI WOG, 125 PSI steam**

Female NPT	Description	Cast Bronze Part #	304 Stainless Replacement Screens Part #
1/4"	50 x 50 mesh	59-001	G3271-00
3/8"	50 x 50 mesh	59-002	G2457-00
1/2"	50 x 50 mesh	59-003	G2457-00
3/4"	20 x 20 mesh	59-004	G3224-00
1"	20 x 20 mesh	59-005	G3225-00
1 1/4"	20 x 20 mesh	59-006	G3231-00
1 1/2"	20 x 20 mesh	59-007	G3229-00
2"	20 x 20 mesh	59-008	G3230-00



replacement screen

Polypropylene

Features:

- protects and prevents clogging of pipelines, pumps and spray tips
- glass-filled polypropylene body
- easy access for cleaning
- maximum operating pressure: **90 PSI at 70°F (21°C)**

Female NPT	Description	Polypropylene Part #	304 Stainless Replacement Screens Part #
3/4"	40 mesh	PYLS7540	64178
1"	40 mesh	PYLS10040	61746
1 1/2"	40/20 mesh	PYLS15040	61509
2"	40/20 mesh	PYLS20040	61509



replacement screen

Polypropylene T Line Strainers

Features:

- white polypropylene allows easy inspection
- maximum operating pressure: **100 PSI at 70°F (21°C)**

Female NPT	Description	Polypropylene Part #	304 Stainless Replacement Screens Part #
3/4"	50 mesh	PTLS7540	61405
1"	40 mesh	PTLS10040	61405



LP Gas Couplings and Adapters

Specifications:

- products meet or exceed the requirements of Compressed Gas Association (CGA), the National Fire Protection Association (NFPA), the Canadian Gas Association, American Society of Mechanical Engineers (ASME) and Underwriters Laboratories (UL)

Pipe, Welding & Tube Fittings



ME217

ME233



ME502-12/8

ME503-16

Male Acme x Male NPT Adapters

Male Acme	Male NPT	Female NPT	Brass Part #
1 3/4"	1 1/4"	--	ME217
2 1/4"	1 1/4"	--	ME233
2 1/4"	1 1/2"	1"	ME502-12/8 ¹
3 1/4"	2"	--	ME503-16

¹ dual threads - male outside / female inside

Male Acme x Female NPT Adapters



Male Acme	Female NPT	Brass Part #
1 3/4"	1"	ME214
3 1/4"	2"	ME252-16

Male Acme x Male NPT Adapters



ME217S

ME503S-16

Male Acme	Male NPT	Steel Part #
1 3/4"	1 1/4"	ME217S
2 1/4"	1 1/4"	ME233S
3 1/4"	2"	ME503S-16

Male Acme x Female NPT Adapter



Male Acme	Female NPT	Steel Part #
3 1/4"	2"	ME252S-16

Female Acme x Male Acme Adapters



brass

steel

Female Acme	Male Acme	Material	Part #
3 1/4"	1 3/4"	brass	ME612
3 1/4"	1 3/4"	steel	ME612S

LP Gas Couplings and Adapters

Female Acme x Male NPT Filler Couplings, Brass Nut

Female Acme	Male NPT	Material	Part #
1 3/4"	1"	brass nut, brass nipple	ME112
2 1/4"	1 1/4"	brass nut, brass nipple	ME120
2 1/4"	1 1/4"	brass nut, steel nipple	ME120S
3 1/4"	2"	brass nut, steel nipple	ME130



Pipe, Welding & Tube Fittings

Female Acme x Male NPT Filler Couplings, Steel Nut

Female Acme	Male NPT	Steel Part #
1 3/4"	1"	ME112S
2 1/4"	1 1/4"	ME121S
3 1/4"	2"	ME130S



Acme Gaskets

Size	Nitrile Part #
1 3/4"	MEW2
2 1/4"	MEW5
3 1/4"	MEW6



Clamp Style Hose Couplings

Features:

- clamp sections and hose barbs are made of steel and ductile iron
- 32B and 32S sizes offer a female Acme swivel to eliminate the need to add additional weight and bulk to the hose assembly

Hose Barb	Thread Size	Material	Part #
1"	1" male NPT	steel nipple, 2-piece ductile iron clamp	ME3162-16
1 1/4"	1 1/4" male NPT	steel nipple, 2-piece ductile iron clamp	ME3162-20
1 1/2"	1 1/2" male NPT	steel nipple, 2-piece ductile iron clamp	ME3162-24
2"	2" male NPT	steel nipple, 2-piece ductile iron clamp	ME3162-32
2"	3 1/4" female Acme	steel nipple, brass nut, 2-piece ductile iron clamp	ME3162-32B
2"	3 1/4" female Acme	steel nipple, steel nut, 2-piece ductile iron clamp	ME3162-32S



Acme Spanner Wrench

Feature:

- used on 1 3/4", 2 1/4", 3 1/4" and 4 1/4" fittings

Aluminum Part #
MEP120B



LP Gas Hose Caps and Plugs



ME229



ME441F

Metal Caps

Female Acme Threads	Description	Material	Part #
1 3/4"	cap with ring and chain	brass	ME229-1
1 3/4"	cap with ring and chain	steel	ME229S-1
2 1/4"	cap with knob plug and chain	brass	ME431F-1
2 1/4"	cap with knob plug, ring and chain	steel	ME431FS-1
3 1/4"	cap with knob plug, ring and chain	brass	ME441F-1
3 1/4"	cap with knob plug, ring and chain	steel	ME441FS-1

Plastic Caps



ME109-1



ME109-NH3-1

Female Acme Threads	Description	Plastic Part #
1 3/4"	cap with ring and chain, yellow	ME109-1
1 3/4"	cap with chain assembly, for anhydrous service	ME109-NH3-1

Plastic Dust Plugs



ME179-1



ME180-1



ME181-1

Male Acme Threads	Description	Plastic Part #
1 3/4"	plug with dust seal and chain assembly, yellow	ME179-1
2 1/4"	plug with dust seal and chain assembly, yellow	ME180-1
3 1/4"	plug with dust seal and chain assembly, yellow	ME181-1

Instrumentation Fittings

Applications:

- high pressure
- high temperature
- nitrogen
- helium
- flammable gases
- hydraulic gases
- corrosive media
- pneumatic automation

Features:

- Instrumentation fittings come completely assembled.
- fully interchangeable with Swagelok® and Parker A-Lok®, all fittings are ASTM F 1387 Certified
- double collet (ferrule) swaging action
- two positive seal points
- ASTM 316 stainless steel material construction
- temperature range: **-325°F to 1200°F (-198°C to 648°C)**
- pressure ratings: see chart to the left, ratings listed are for reference only

Installation Instructions:

1. Cut tubing squarely and clean tube end thoroughly to remove burrs.
2. Insert the tubing into the assembly making sure the tubing seats firm against the shoulder of the body and the nut is finger tight.
3. Tighten the nut with a wrench 1¼ turns, while holding the body with a second wrench.

Suggested Working Pressures (PSI)

wall thk.	.028	.035	.049	.065	.083	.095	.109
¼"	4,000	5,100	7,500	10,100	---	---	---
⅜"	---	3,300	4,700	6,600	---	---	---
½"	---	2,600	3,700	5,000	6,600	---	---
⅝"	---	---	2,900	3,900	5,200	6,000	---
¾"	---	---	2,400	3,200	4,200	4,900	5,700

Safety Guidelines:

- Never connect, disconnect or remake a fitting with pressure in the system.
- Make sure all fittings are properly installed.
- It is not recommended to go beyond the pressure rating of the tubing. Elongation could occur in the tubing, shrinking the wall thickness and causing potential harm.
- For proper sealing it is recommended that the tubing and fittings be of like material.
- Always use proper thread lubricant and sealants on tapered pipe threads.
- Never bleed a system by loosening a fitting.


Male Connectors

Tube OD	Male NPT	Interchanges	316 Stainless Steel Part #	Pkg Qty
⅛"	⅛"-27	200-1-2	2-DMC-2	10
	¼"-18	200-1-4	2-DMC-4	10
¼"	⅛"-27	400-1-2	4-DMC-2	10
	¼"-18	400-1-4	4-DMC-4	10
	⅜"-18	400-1-6	4-DMC-6	10
	½"-14	400-1-8	4-DMC-8	10
⅜"	¼"-18	600-1-4	6-DMC-4	10
	⅜"-18	600-1-6	6-DMC-6	10
	½"-14	600-1-8	6-DMC-8	10
½"	¼"-18	810-1-4	8-DMC-4	10
	⅜"-18	810-1-6	8-DMC-6	10
	½"-14	810-1-8	8-DMC-8	10
⅝"	½"-14	1010-1-8	10-DMC-8	10
¾"	½"-14	1210-1-8	12-DMC-8	10
	¾"	1210-1-12	12-DMC-12	10
	1"	1210-1-16	12-DMC-16	10
1"	¾"	1610-1-12	16-DMC-12	10
	1"	1610-1-16	16-DMC-16	10



Female Connectors

Tube OD	Female NPT	Interchanges	316 Stainless Steel Part #	Pkg Qty
⅛"	⅛"-27	200-7-2	2-DFC-2	10
¼"	⅛"-27	400-7-2	4-DFC-2	10
	¼"-18	400-7-4	4-DFC-4	10
⅜"	¼"-18	600-7-4	6-DFC-4	10
	½"-14	600-7-8	6-DFC-8	10
½"	½"-14	810-7-8	8-DFC-8	10
⅝"	½"	1010-7-8	10-DFC-8	10
¾"	½"	1210-7-8	12-DFC-8	10
	¾"	1210-7-12	12-DFC-12	10
1"	1"	1610-7-16	16-DFC-16	10




Instrumentation Fittings

Pipe, Welding
& Tube Fittings

Unions

Tube OD	Interchanges	316 Stainless Steel Part #	Pkg Qty
1/8" x 1/8"	200-6	2-DU	10
1/4" x 1/8"	400-6-2	4-DU-2	10
1/4" x 1/4"	400-6	4-DU	10
3/8" x 1/4"	600-6-4	6-DU-4	10
3/8" x 3/8"	600-6	6-DU	10
1/2" x 1/2"	810-6	8-DU	10
5/8" x 5/8"	1010-6	10-DU	10
3/4" x 3/4"	1210-6	12-DU	10
1" x 1"	1610-6	16-DU	10

Bulkhead Unions



Tube OD	Interchanges	316 Stainless Steel Part #	Pkg Qty
1/4"	400-61	4-DBHU-4	10
3/8"	600-61	6-DBHU-6	10
1/2"	810-61	8-DBHU-8	10
5/8"	1010-61	10-DBHU-10	10
3/4"	1210-16	12-DBHU-12	10
1"	1610-16	16-DBHU-16	10

Reducers



Tube OD	Interchanges	316 Stainless Steel Part #	Pkg Qty
1/4" x 1/8"	400-R-2	4-DRATT-2	10
3/8" x 1/4"	600-R-4	6-DRATT-4	10
3/8" x 1/2"	600-R-8	6-DRATT-8	10
1/2" x 3/4"	810-R-12	8-DRATT-12	10
3/4" x 1/2"	1210-R-8	12-DRATT-8	10
3/4" x 1"	1210-R-16	12-DRATT-16	10

Male Elbows



Tube OD	Male NPT	Interchanges	316 Stainless Steel Part #	Pkg Qty
1/4"	1/8"-27	400-2-2	4-DME-2	10
	1/4"-18	400-2-4	4-DME-4	10
3/8"	1/4"-18	600-2-4	6-DME-4	10
	3/8"-18	600-2-6	6-DME-6	10
1/2"	1/2"-14	810-2-8	8-DME-8	10
3/4"	1/2"-14	1210-2-8	12-DME-8	10
	3/4"	1210-2-12	12-DME-12	10
1"	3/4"	1610-2-12	16-DME-12	10
	1"	1610-2-16	16-DME-16	10

Female Elbows



Tube OD	Female NPT	Interchanges	316 Stainless Steel Part #	Pkg Qty
1/4"	1/8"-27	400-8-2	4-DFE-2	10
3/8"	1/4"-18	600-8-4	6-DFE-4	10
1/2"	1/2"-14	810-8-8	8-DFE-8	10
3/4"	1/2"	1210-8-8	12-DFE-8	10
3/4"	3/4"	1210-8-12	12-DFE-12	10
1"	1"	1610-8-16	16-DFE-16	10

Instrumentation Fittings

Union Elbows

Tube OD	Interchanges	316 Stainless Steel Part #	Pkg Qty
1/4"	400-9	4-DELU-4	10
3/8"	600-9	6-DELU-6	10
1/2"	810-9	8-DELU-8	10
5/8"	1010-9	10-DELU-10	10
3/4"	1210-9	12-DELU-12	10
1"	1610-9	16-DELU-16	10



Pipe, Welding & Tube Fittings

Male Branch Tees

Tube OD	Male NPT	Interchanges	316 Stainless Steel Part #	Pkg Qty
1/8"	1/8"-27	200-3TTM	2-DTTM-2	10
1/4"	1/4"-18	400-3-4TTM	4-DTTM-4	10
1/2"	3/8"	810-3TTM	8-DTTM-6	10
1/2"	1/2"	810-3-8TTM	8-DTTM-8	10
3/4"	1/2"	1210-3-8TTM	12-DTTM-8	10
3/4"	3/4"	1210-3TTM	12-DTTM-12	10
1"	3/4"	1610-3-12TTM	16-DTTM-12	10
1"	1"	1610-3-16TTM	16-DTTM-16	10



Female Branch Tees

Tube OD	Female NPT	Interchanges	316 Stainless Steel Part #	Pkg Qty
1/4"	1/4"-18	400-3-4TTF	4-DTTF-4	10




Union Tees

Tube OD	Interchanges	316 Stainless Steel Part #	Pkg Qty
1/4"	400-3	4-DTTT-4	10
3/8"	600-3	6-DTTT-6	10
1/2"	810-3	8-DTTT-8	10
5/8"	1010-3	10-DTTT-10	10
3/4" x 3/8"	1210-3-12-6	12-DTTT-6	10
3/4" x 1/2"	1210-3-12-8	12-DTTT-8	10
3/4"	1210-3	12-DTTT-12	10
1" x 3/4"	1610-3-12-16	16-DTTT-12	10
1"	1610-3	16-DTTT-16	10



Male Run Tees

Tube OD	Male NPT	Interchanges	316 Stainless Steel Part #	Pkg Qty
1/8"	1/8"-27	200-3TMT	2-DTMT-2	10
1/4"	1/4"-18	400-3-4TMT	4-DTMT-4	10
3/8"	1/4"-18	600-3TMT	6-DTMT-4	10
1/2"	3/8"	810-3TMT	8-DTMT-6	10
1/2"	1/2"	810-3-8TMT	8-DTMT-8	10
3/4"	3/4"	1210-3TMT	12-DTMT-12	10
1"	1"	1610-3-16TMT	16-DTMT-16	10



Instrumentation Fittings

Pipe, Welding
& Tube Fittings

Front Ferrules



Tube OD	Interchanges	316 Stainless Steel Part #	Pkg Qty
1/8"	203-1	DFC-2	10
1/4"	403-1	DFC-4	10
3/8"	603-1	DFC-6	10
1/2"	813-1	DFC-8	10
5/8"	1013-1	DFC-10	10
3/4"	1213-1	DFC-12	10
1"	1613-1	DFC-16	10

Rear Ferrules



Tube OD	Interchanges	316 Stainless Steel Part #	Pkg Qty
1/8"	204-1	DRC-2	10
1/4"	404-1	DRC-4	10
3/8"	604-1	DRC-6	10
1/2"	814-1	DRC-8	10
5/8"	1014-1	DRC-10	10
3/4"	1214-1	DRC-12	10
1"	1614-1	DRC-16	10

Nuts



Tube OD	Interchanges	316 Stainless Steel Part #	Pkg Qty
1/4"	402-1	DN-4	10
3/8"	602-1	DN-6	10
1/2"	812-1	DN-8	10
5/8"	1012-1	DN-10	10
3/4"	1212-1	DN-12	10
1"	1612-1	DN-16	10

Caps



Tube OD	Interchanges	316 Stainless Steel Part #	Pkg Qty
1/4"	400-C	4-DCAP	10
3/8"	600-C	6-DCAP	10
1/2"	810-C	8-DCAP	10
5/8"	1010-C	10-DCAP	10
3/4"	1210-C	12-DCAP	10
1"	1610-C	16-DCAP	10

Plugs



Tube OD	Interchanges	316 Stainless Steel Part #	Pkg Qty
1/4"	400-P	4-DFPLUG	10
3/8"	600-P	6-DFPLUG	10
1/2"	810-P	8-DFPLUG	10
5/8"	1010-P	10-DFPLUG	10
3/4"	1210-P	12-DFPLUG	10
1"	1610-P	16-DFPLUG	10

Compression Fittings

Applications:

- for use with copper, aluminum and Parflex thermoplastic tubing
- not recommended for steel tubing or applications using gaseous media

Features:

- no flaring, soldering or other preparation of tubing necessary to assemble
- manufactured for connection to low and medium pressure tubing connection work where excessive vibration or tube movement is not involved
- Underwriter's Laboratories listed for flammable liquid
- Compression fittings meet functional requirements of SAE J-512 and ASA.

Assembly Instructions:

1. Slide nut, then sleeve onto tubing. The thread end of the nut must face outward.
2. Insert the tube into the fitting. Be sure the tube is bottomed on the fitting shoulder.
3. Assemble nut to body, than tighten hand-tight. Then follow the number of wrench turns as indicated in the table below.

Fitting Size	Tube OD	Tube Wall	Turns required to seal from hand-tight		PSI @ 73°F (23°C)
			60C Series with soft metal tubing	60PT Series with thermoplastic tubing	
2"	1/8"	.030	1¼	-	400
3"	3/16"	.030	1¼	-	400
4"	1/4"	.030	1¼	2	300
5"	5/16"	.032	1¼	2	300
6"	3/8"	.032	2¼	2	200
8"	1/2"	.032	2¼	2	200
10"	5/8"	.035	2¼	2	150
12"	3/4"	.035	2¼	2	100
14"	7/8"	.035	2¼	-	75

Male Connectors

Feature:

- reference SAE 060102 BA

Tube Size	Pipe Thread	Brass Part #
1/8"	1/8"	68C-0202
3/16"	1/8"	68C-0302
	1/4"	68C-0304
1/4"	1/8"	68C-0402
	1/4"	68C-0404
	3/8"	68C-0406
5/16"	1/2"	68C-0408
	1/8"	68C-0502
	1/4"	68C-0504
3/8"	1/8"	68C-0602
	1/4"	68C-0604
	3/8"	68C-0606
	1/2"	68C-0608
7/16"	1/4"	68C-0704
1/2"	1/4"	68C-0804
	3/8"	68C-0806
	1/2"	68C-0808
5/8"	3/8"	68C-1006
	1/2"	68C-1008
	3/4"	68C-1012
3/4"	1/2"	68C-1208
	3/4"	68C-1212
7/8"	3/4"	68C-1412



Compression Fittings

Female Connectors

Feature:

- reference SAE 060103 BA



Tube Size	Pipe Thread	Brass Part #
1/8"	1/8"	66C-0202
3/16"	1/8"	66C-0302
	1/4"	66C-0304
1/4"	1/8"	66C-0402
	1/4"	66C-0404
5/16"	1/8"	66C-0502
	1/4"	66C-0504
3/8"	1/8"	66C-0602
	1/4"	66C-0604
	3/8"	66C-0606
	1/2"	66C-0608
1/2"	1/4"	66C-0804
	3/8"	66C-0806
	1/2"	66C-0808
5/8"	1/2"	66C-1008

Unions

Feature:

- reference SAE 060101 BA



Tube Size	Brass Part #
1/8"	62C-02
3/16"	62C-03
1/4"	62C-04
5/16"	62C-05
3/8"	62C-06
7/16"	62C-07
1/2"	62C-08
5/8"	62C-10
3/4"	62C-12
7/8"	62C-14

Union Reducers

Feature:

- reference SAE 060101 BA



Tube Size	Brass Part #
1/4" x 3/16"	62C-0403
3/8" x 1/4"	62C-0604
1/2" x 3/8"	62C-0806
5/8" x 3/8"	62C-1006

Bulkhead Unions



Tube Size	Brass Part #
1/4"	62CBH-04
3/8"	62CBH-06

Compression Fittings

Straight Through Tank Fittings

Tube Size	Pipe Thread	Brass Part #
3/16"	1/8"	682C-0302
3/8"	3/8"	682C-0606
1/2"	1/2"	682C-0808



Pipe, Welding & Tube Fittings

Female Elbows

Feature:

- reference SAE 060203 BA

Tube Size	Pipe Thread	Brass Part #
1/8"	1/8"	170C-0202
3/16"	1/8"	170C-0302
1/4"	1/8"	170C-0402
	1/4"	170C-0404
3/8"	1/4"	170C-0604
	3/8"	170C-0606
7/16"	1/4"	170C-0704
1/2"	3/8"	170C-0806



Male Elbows

Feature:

- reference SAE 060202 BA

Tube Size	Pipe Thread	Brass Part #
1/8"	1/8"	269C-0202
3/16"	1/8"	169C-0302
	1/4"	169C-0304
1/4"	1/8"	169C-0402
	1/4"	169C-0404
	3/8"	169C-0406
5/16"	1/8"	169C-0502
	1/4"	169C-0504
	3/8"	169C-0506
3/8"	1/8"	169C-0602
	1/4"	169C-0604
	3/8"	169C-0606
	1/2"	169C-0608
1/2"	1/4"	169C-0804
	3/8"	169C-0806
	1/2"	169C-0808
5/8"	1/2"	169C-1008
3/4"	1/2"	169C-1208
	3/4"	169C-1212



45° Elbows

Tube Size	Pipe Thread	Brass Part #
1/4"	1/8"	179C-0402
	1/4"	179C-0404
3/8"	1/8"	179C-0602
	1/4"	179C-0604
1/2"	3/8"	179C-0606
	3/8"	179C-0806



Compression Fittings

Union Elbows

Feature:

- reference SAE 060201 BA



Tube Size	Brass Part #
1/8"	165C-02
3/16"	165C-03
1/4"	165C-04
5/16"	165C-05
3/8"	165C-06
7/16"	165C-07
1/2"	165C-08
5/8"	165C-10
3/4"	165C-12

Male Branch Tees

Feature:

- reference SAE 060425 BA



Tube Size	Pipe Thread	Brass Part #
1/8"	1/8"	172C-0202
3/16"	1/8"	172C-0302
1/4"	1/8"	172C-0402
	1/4"	172C-0404
3/8"	1/8"	172C-0602
	1/4"	172C-0604
	3/8"	172C-0606
1/2"	3/8"	172C-0806

Female Branch Tee



Tube Size	Pipe Thread	Brass Part #
1/4"	1/8"	177C-0402

Union Tees

Feature:

- reference SAE 060401 BA



Tube Size 1 and 2	Tube Size 3	Brass Part #
1/8"	1/8"	164C-02
3/16"	3/16"	264C-03
1/4"	1/4"	164C-04
5/16"	5/16"	164C-05
3/8"	3/8"	164C-06
1/2"	1/2"	164C-08
5/8"	5/8"	164C-10
3/4"	3/4"	164C-12
3/8"	1/4"	164C-06-06-04
1/2"	3/8"	164C-08-08-06

Compression Fittings

Male Run Tees

Feature:

- reference SAE 060424 BA

Tube Size	Pipe Thread	Brass Part #
1/8"	1/8"	171C-0202
3/16"	1/8"	171C-0302
1/4"	1/8"	171C-0402
1/4"	1/4"	171C-0404
3/8"	1/4"	171C-0604



Pipe, Welding & Tube Fittings

Adapter Tee

Tube Size	Male Pipe Thread	Female Straight Thread	Brass Part #
1/4"	1/8"	7/16"-24	176C-0402



Seal Plug

Tube Size	Brass Part #
1/4"	639C-04



Inserts

Tube Size	Tube Wall Thickness	Brass Part #
1/8"	.016"	63PT-0216
	.023"	63PT-0223
3/16"	.025"	63PT-0325
	.040"	63PT-0340
1/4"	.040"	63PT-0440
	.062"	63PT-0462
5/16"	.040"	63PT-0540
	.062"	63PT-0562
3/8"	.062"	63PT-0662
1/2"	.062"	63PT-0862
5/8"	.062"	63PT-1062



- Acetal sleeves and brass inserts allow for standard compression fittings to be used with industrial grades of thermoplastic tubing.

Brass Sleeves

Feature:

- reference SAE 060115

Tube Size	Brass Part #
1/8"	60C-02
3/16"	60C-03
1/4"	60C-04
5/16"	60C-05
3/8"	60C-06
7/16"	60C-07
1/2"	60C-08
5/8"	60C-10
3/4"	60C-12
7/8"	60C-14



Compression Fittings



Acetal Sleeves

Tube Size	Acetal Part #
1/4"	60PT-04
5/16"	60PT-05
3/8"	60PT-06
1/2"	60PT-08
5/8"	60PT-10

- Acetal sleeves and brass inserts allow for standard compression fittings to be used with industrial grades of thermoplastic tubing.

Nuts

Feature:

- reference SAE 060110



Tube Size	Straight Thread	Brass Part #
1/8"	5/16"-24	61C-02
3/16"	3/8"-24	61C-03
1/4"	7/16"-24	61C-04
5/16"	1/2"-24	61C-05
3/8"	9/16"-24	61C-06
7/16"	5/8"-24	61C-07
1/2"	11/16"-20	61C-08
5/8"	13/16"-18	61C-10
3/4"	1"-18	61C-12
7/8"	1-1/8"-18	61C-14

Long Nuts

Feature:

- reference SAE 060111



Tube Size	Straight Thread	Brass Part #
1/4"	7/16"-24	61CL-04
5/16"	1/2"-24	61CL-05
3/8"	9/16"-24	61CL-06
1/2"	11/16"-20	61CL-08
5/8"	13/16"-18	61CL-10
3/4"	1"-18	61CL-12

Brass SAE 45° Flare Fittings

Applications:

- for use with copper, brass, aluminum and welded steel hydraulic tubing that can be flared

Features:

- economical fitting
- resists mechanical pullout
- easy to disassemble and may be reassembled repeatedly, for a leak-proof connection
- manufactured from CA 360, CA 345, or CA377 brass
- for use with hard-to-hold liquids and gases
- Listed with Underwriter's Laboratories for flammable liquid, marine, refrigeration and gas applications. Meets functional requirements of SAE J512 and J513, ASA and MS (Military Standards).
- temperature range: **-65°F to 250°F (-54°C to 121°C)**

Working Pressure Ranges:

Temperature and type of tubing used are important factors, the following table is a general guide for proper selection. The PSI rating given is based on a temperature of **73°F (22°C)** using copper tubing.

PSI	Tube OD	Tube Wall
1400	1/4"	.030
1000	3/8"	.032
750	1/2"	.032
650	5/8"	.035
550	3/4"	.035

Assembly Instructions:

1. Cut tubing squarely and clean tube end thoroughly to remove burrs.
2. Place nut onto tube. Place threaded end of nut toward end of tube.
3. Flare tube end with flaring tool to provide 45° flare (flare tools are available, please contact Dixon® for pricing and availability).
4. Clamp tube flare between nut and nose of fitting body by screwing nut on finger-tight. Tighten with a wrench an additional 1/4 turn for a metal-to-metal seal.

Male Connectors

Feature:

- reference SAE 010102

Tube Size	Pipe Size	Straight Thread	Hex	Brass Part #
1/4"	1/4"	7/16"-20	9/16"	48F-4-4
	3/8"	7/16"-20	11/16"	48F-4-6
	1/2"	7/16"-20	7/8"	48F-4-8
3/8"	1/8"	5/8"-18	5/8"	48F-6-2
	1/4"	5/8"-18	5/8"	48F-6-4
	3/8"	5/8"-18	11/16"	48F-6-6
	1/2"	5/8"-18	7/8"	48F-6-8
1/2"	1/4"	3/4"-16	3/4"	48F-8-4
	3/8"	3/4"-16	3/4"	48F-8-6
	1/2"	3/4"-16	7/8"	48F-8-8
5/8"	3/8"	7/8"-14	7/8"	48F-10-6
3/4"	3/4"	1-1/16"-14	1-1/16"	48F-12-12



Female Connectors

Feature:

- reference SAE 010103

Tube Size	Pipe Size	Straight Thread	Hex	Brass Part #
1/4"	1/4"	7/16"-20	11/16"	46F-4-4
3/8"	1/4"	5/8"-18	11/16"	46F-6-4
	3/8"	5/8"-18	13/16"	46F-6-6
1/2"	1/2"	5/8"-18	1"	46F-6-8
	1/4"	3/4"-16	3/4"	46F-8-4
1/2"	3/8"	3/4"-16	13/16"	46F-8-6
	5/8"	3/8"	7/8"	46F-10-6



Brass SAE 45° Flare Fittings

Unions

Feature:

- reference SAE 010101



Tube Size	Straight Thread	Hex	Brass Part #
1/4"	7/16"-20	7/16"	42F-4
3/8"	5/8"-18	5/8"	42F-6
1/2"	3/4"-16	3/4"	42F-8

Male Elbows

Feature:

- reference SAE 010202



Tube Size	Pipe Size	Straight Thread	Brass Part #
1/4"	1/8"	7/16"-20	149F-4-2
	1/4"	7/16"-20	149F-4-4
	3/8"	7/16"-20	149F-4-6
3/8"	1/4"	5/8"-18	149F-6-4
	3/8"	5/8"-18	149F-6-6
	1/2"	5/8"-18	149F-6-8
1/2"	1/4"	3/4"-16	149F-8-4
	3/8"	3/4"-16	149F-8-6
	1/2"	3/4"-16	149F-8-8
5/8"	1/2"	7/8"-14	149F-10-8
3/4"	3/4"	1-1/16"-14	149F-12-12

Female Elbows

Feature:

- reference SAE 010203



Tube Size	Pipe Size	Straight Thread	Brass Part #
1/4"	1/4"	7/16"-20	150F-4-4
3/8"	3/8"	5/8"-18	150F-6-6
3/8"	1/2"	5/8"-18	150F-6-8

90° Swivel Elbows



Tube Size	Straight Thread	Brass Part #
1/4"	7/16"-20	166FSV-4-4
3/8"	5/8"-18	166FSV-6-6
1/2"	3/4"-16	166FSV-8-8

Brass SAE 45° Flare Fittings

45° Elbows

Feature:

- reference SAE 010302

Tube Size	Pipe Size	Straight Thread	Brass Part #
1/4"	1/4"	7/16"-20	159F-4-4
3/8"	1/4"	5/8"-18	159F-6-4
	3/8"	5/8"-18	159F-6-6
1/2"	1/4"	3/4"-16	159F-8-4
	3/8"	3/4"-16	159F-8-6
	1/2"	3/4"-16	159F-8-8




Pipe, Welding & Tube Fittings

Union Tees

Feature:

- reference SAE 010401

Tube Size	Straight Thread	Brass Part #
1/4"	7/16"-20	144F-4
3/8"	5/8"-18	144F-6
1/2"	3/4"-16	144F-8



Short Nuts

Features:

- short nut for use when vibration is minimal
- reference SAE 010110

Tube Size	Straight Thread	Hex	Brass Part #
1/4"	7/16"-20	9/16"	41FS-4
3/8"	5/8"-18	3/4"	41FS-6
1/2"	3/4"-16	7/8"	41FS-8




Long Nuts

Features:

- long nut offers additional vibration capacity
- reference SAE 010111

Tube Size	Straight Thread	Hex	Brass Part #
1/4"	7/16"-20	9/16"	41FL-4
3/8"	5/8"-18	3/4"	41FL-6
1/2"	3/4"-16	7/8"	41FL-8



Flareless Bite Fittings

Applications:

- chemical, pulp and paper, oil and gas refineries, military, air compressors and machine tools
- well-suited for a variety of processing and general hydraulic applications

Features:

- Ideally suited for use with tubing having medium to extra heavy wall thicknesses.
- 3 piece design, with only one ferrule eliminates possible make-up errors that may occur using a twin ferrule tube fitting.
- Minimal risk of improper assembly as the ferrule visibly bites into the tubing, allowing installer to visually inspect the bite quality.
- fittings are suitable for sub-zero through elevated temperature applications
- temperature rating is limited by the material chosen
- pressure ratings are determined by the size (OD) and wall thickness (inches/mm) of the tubing on which they are to be installed

Specifications:

- exceeds Military (MIL F18866) and SAE J514 standards

Assembly Instructions:

- cut, de-burr and clean tubing
- pre-set ferrule onto tubing
- inspect ferrule bite in tubing by disassembling the fitting and visually inspecting the de-burred end of tube for slight indentation
- finger tighten nut and then further wrench tighten nut another 1/3 to 1/2 turn



Male Tube x Male NPTF Adapters

Tube OD	Male NPTF	Steel Part #
1/8"	1/8"	<i>FLC2404-02</i>
	1/4"	<i>FLC2404-02-04</i>
3/16"	1/8"	<i>FLC2404-03-02</i>
1/4"	1/8"	<i>FLC2404-04-02</i>
	1/4"	<i>FLC2404-04</i>
	3/8"	<i>FLC2404-04-06</i>
5/16"	1/2"	<i>FLC2404-04-08</i>
	1/8"	<i>FLC2404-05-02</i>
	1/4"	<i>FLC2404-05-04</i>
3/8"	1/8"	<i>FLC2404-06-02</i>
	1/4"	<i>FLC2404-06-04</i>
	3/8"	<i>FLC2404-06</i>
1/2"	1/2"	<i>FLC2404-06-08</i>
	1/4"	<i>FLC2404-08-04</i>
	3/8"	<i>FLC2404-08-06</i>
5/8"	1/2"	<i>FLC2404-08</i>
	3/4"	<i>FLC2404-08-12</i>
	3/8"	<i>FLC2404-10-06</i>
3/4"	1/2"	<i>FLC2404-10-08</i>
	3/4"	<i>FLC2404-10-12</i>
	1"	<i>FLC2404-12-08</i>
1"	3/4"	<i>FLC2404-12</i>
	1"	<i>FLC2404-12-16</i>
	3/4"	<i>FLC2404-16-12</i>
1-1/4"	1"	<i>FLC2404-16</i>
	1-1/4"	<i>FLC2404-16-20</i>
1-1/2"	3/4"	<i>FLC2404-20-12</i>
	1-1/4"	<i>FLC2404-20</i>
1-1/2"	1-1/2"	<i>FLC2404-24</i>


Male Tube x Male 37° JIC



Tube OD	Male 37° JIC	Steel Part #
1/4"	1/4"	<i>FLC2402-04-04</i>
3/8"	3/8"	<i>FLC2402-06-06</i>
1/2"	1/2"	<i>FLC2402-08-08</i>
3/4"	3/4"	<i>FLC2402-12-12</i>

Male Tube x Female NPTF Adapters

Tube OD	Female NPTF	Steel Part #
1/8"	1/8"	FLC2405-02
1/4"	1/8"	FLC2405-04-02
	1/4"	FLC2405-04
5/16"	1/8"	FLC2405-05-02
	1/4"	FLC2405-06-04
3/8"	3/8"	FLC2405-06
	1/2"	FLC2405-08-04
1/2"	3/8"	FLC2405-08-06
	1/2"	FLC2405-08
5/8"	1/2"	FLC2405-10-08
3/4"	3/4"	FLC2405-12
1"	1"	FLC2405-16
1-1/4"	1 1/4"	FLC2405-20



Pipe, Welding & Tube Fittings


Tube Unions

Tube OD	Steel Part #
1/8"	FLC2403-02
3/16"	FLC2403-03
1/4"	FLC2403-04
5/16"	FLC2403-05
3/8"	FLC2403-06
1/2"	FLC2403-08
5/8"	FLC2403-10
3/4"	FLC2403-12
1"	FLC2403-16
1-1/4"	FLC2403-20
1-1/2"	FLC2403-24



Male Tube x Male NPTF Adapter 90° Elbows

Tube OD	Male NPTF	Steel Part #
1/8"	1/8"	FLC2501-02
3/16"	1/8"	FLC2501-03-02
	1/4"	FLC2501-04-02
1/4"	3/8"	FLC2501-04-06
	1/2"	FLC2501-06-08
5/16"	1/8"	FLC2501-05-02
	1/4"	FLC2501-05-04
3/8"	1/8"	FLC2501-06-02
	1/4"	FLC2501-06-04
1/2"	3/8"	FLC2501-08-06
	1/2"	FLC2501-08
5/8"	3/4"	FLC2501-08-12
	1"	FLC2501-16-12
3/4"	1"	FLC2501-16
	1 1/4"	FLC2501-20
1 1/2"	1 1/2"	FLC2501-24






Male Union 90° Elbows

Tube OD	Steel Part #
1/4"	FLC2500-04
5/16"	FLC2500-05
3/8"	FLC2500-06
1/2"	FLC2500-08
5/8"	FLC2500-10
3/4"	FLC2500-12
1"	FLC2500-16
1-1/4"	FLC2500-20

Male Tube Union Tees



Tube OD	Steel Part #
1/8"	FLC2603-02
3/16"	FLC2603-03
1/4"	FLC2603-04
5/16"	FLC2603-05
3/8"	FLC2603-06
1/2"	FLC2603-08
5/8"	FLC2603-10
3/4"	FLC2603-12
1"	FLC2603-16
1-1/4"	FLC2603-20

Ferrules



Tube OD	Steel Part #
1/8"	FLC0319-02
3/16"	FLC0319-03
1/4"	FLC0319-04
5/16"	FLC0319-05
3/8"	FLC0319-06
1/2"	FLC0319-08
5/8"	FLC0319-10
3/4"	FLC0319-12
1"	FLC0319-16
1-1/4"	FLC0319-20
1-1/2"	FLC0319-24

Nuts



Tube OD	Steel Part #
1/8"	FLC0318-02
3/16"	FLC0318-03
1/4"	FLC0318-04
5/16"	FLC0318-05
3/8"	FLC0318-06
1/2"	FLC0318-08
5/8"	FLC0318-10
3/4"	FLC0318-12
1"	FLC0318-16
1-1/4"	FLC0318-20
1-1/2"	FLC0318-24

Sharkbite® Push to Connect Fittings

Applications:

- for **water, dry, clean air** or **100% glycol solutions** only
- connects copper, CPVC, and PEX pipe in any combination
- approved for use underground and behind walls without access panels



Features:

- no soldering, clamps, unions or glue needed
- pressure rating: **200 PSI at 200°F (93°C)**
- integral tube liner for PEX installations
- Fittings can be rotated after assembly for easier installation in tight spaces.
- easy to disconnect if needed
- design certified and listed to ASSE 1061/NSF 61
- listed by IAPMO
- meets UPC, IPC and cUPC requirements
- all Sharkbite® fittings are lead free

Straight Couplings

Tube Size	Forged Brass Part #
1/2" x 1/2"	U008
3/4" x 3/4"	U016
1" x 1"	U020



Reducing Couplings

Tube Size	Forged Brass Part #
3/4" x 1/2"	U058
1" x 3/4"	U060



Straight Connectors

Tube Size	Female NPT	Forged Brass Part #
1/2"	1/2"	U072
3/4"	3/4"	U088
1"	1"	U094



Tube Size	Male NPT	Forged Brass Part #
1/2"	1/2"	U120
3/4"	3/4"	U134
1"	1"	U140



Reducing Connectors

Tube Size	Female NPT	Forged Brass Part #
1/2"	3/4"	U068



Tube Size	Male NPT	Forged Brass Part #
1/2"	3/4"	U116



Sharkbite® Push to Connect Fittings

Pipe, Welding
& Tube Fittings



Elbows

Tube Size	Forged Brass Part #
1/2" x 1/2"	U248
3/4" x 3/4"	U256
1" x 1"	U260

Drop Ear Elbow



Tube Size	Female NPT	Forged Brass Part #
1/2"	1/2"	U334

Tees



Tube Size	Forged Brass Part #
1/2"	U362
3/4"	U370

Reducing Tee



Tube Size (2)	Tube Size	Forged Brass Part #
3/4"	1/2"	U412

End Stops



Tube Size	Forged Brass Part #
1/2"	U514
3/4"	U518
1"	U520

Slip Couplings



Application:

- for use with copper pipe only



Tube Size	Forged Brass Part #
1/2"	U3008
3/4"	U3016

Disconnect Clips






Size	ABS Plastic Part #
1/2"	U710
3/4"	U712
1"	U714

LIQUIfit™ Fittings

Application:

- Suitable for water, potable liquids and neutral gas applications: including water filtration, water coolers, coffee machines and beverage dispensers.

Features:

- EPDM seal secures connection with larger surface area than standard O-rings
- engineered polymer allows superior mechanical strength and chemical resistance
- full stainless gripping ring eliminates the need for locking clips
- release button protects and supports tubing
- FDA compliant
- meets California and Vermont <0.25% lead requirements
- NSF-51 listed for contact with food
- NSF-61 list C-Hot rated
- in compliance with the following standards:   

Specifications:

- working pressure:
 - 1/4" **230 PSI** from 35°F to 100°F (1.7°C to 38°C)
150 PSI at 150°F (66°C)
60 PSI at 200°F (93°C)
 - 3/8" **190 PSI** from 35°F to 100°F (1.7°C to 38°C)
100 PSI at 150°F (66°C)
60 PSI at 200°F (93°C)
 - 1/2" **160 PSI** from 35°F to 100°F (1.7°C to 38°C)
100 PSI at 150°F (66°C)
60 PSI at 200°F (93°C)
- maximum torque values for NPTF threads:
 - 1/8" and 1/4" 1.0 ft. lbs. / 1.5Nm
 - 3/8" and 1/2" 2.2 ft. lbs. / 3.0Nm

Male Connectors

Tube OD	Male NPTF	Nylon Part #	Pkg Qty
1/4"	1/8"	65055611WP2	10
	1/4"	65055614WP2	10
3/8"	1/4"	65056014WP2	10
	3/8"	65056018WP2	10
1/2"	3/8"	65056218WP2	5
	1/2"	65056222WP2	5



Female Connectors

Tube OD	Female NPTF	Nylon Part #	Pkg Qty
1/4"	1/4"	63155614WP2	10
3/8"	3/8"	63156018WP2	10



Faucet Connectors

Tube OD	Female UNS	Nylon Part #	Pkg Qty
1/4"	7/16-24	632556133WP2	10
3/8"	7/16-24	632560133WP2	10



Fixed Elbows

Tube OD	Male NPTF	Nylon Part #	Pkg Qty
1/4"	1/8"	65795611WP2	10
	1/4"	65795614WP2	10
	3/8"	65795618WP2	10
3/8"	1/4"	65796014WP2	10
	3/8"	65796018WP2	10



LIQUIfit™ Fittings

Union Elbows

Pipe, Welding
& Tube Fittings



Tube OD	Nylon Part #	Pkg Qty
1/4"	63025600WP2	10
3/8"	63026000WP2	10
1/2"	63026200WP2	5

Union Tees



Tube OD	Nylon Part #	Pkg Qty
1/4"	63045600WP2	10
3/8"	63046000WP2	10
1/2"	63046200WP2	5

Union Connectors



Tube OD 1	Tube OD 2	Nylon Part #	Pkg Qty
1/4"	1/4"	63065600WP2	10
	3/8"	63065660WP2	10
3/8"	3/8"	63066000WP2	10
	1/2"	63066062WP2	5
1/2"	1/2"	63066200WP2	5

Unequal Union Tee



Branch Tube OD (1)	Run Tube OD (2)	Nylon Part #	Pkg Qty
1/4"	3/8"	63046056WP2	10

Bulkhead Unions



Tube OD	Nylon Part #	Pkg Qty
1/4"	63165600WP2	10
3/8"	63166000WP2	10
1/2"	63166200WP2	5

Union Y Connectors



Tube OD	Nylon Part #	Pkg Qty
1/4"	63405600WP2	10
3/8"	63406000WP2	10
1/2"	63406200WP2	5

LIQUIfit™ Fittings

Swivel Elbows

Tube OD	Male NPTF	Nylon Part #	Pkg Qty
1/4"	1/8"	65095611WP2	10
	1/4"	65095614WP2	10
	3/8"	65095618WP2	10
3/8"	1/4"	65096014WP2	10
	3/8"	65096018WP2	10
1/2"	3/8"	65096218WP2	4
	1/2"	65096222WP2	4



Pipe, Welding & Tube Fittings

Swivel Branch Tees

Tube OD	Male NPTF	Nylon Part #	Pkg Qty
1/4"	1/8"	65085611WP2	10
	1/4"	65085614WP2	10
	3/8"	65085618WP2	10
3/8"	1/4"	65086014WP2	10
	3/8"	65086018WP2	10



Swivel Male Run Tees

Tube OD	Male NPTF	Nylon Part #	Pkg Qty
1/4"	1/8"	65035611WP2	10
	1/4"	65035614WP2	10
	3/8"	65035618WP2	10
3/8"	1/4"	65036014WP2	10
	3/8"	65036018WP2	10



Stem Adapters

Tube OD	Male NPTF	Nylon Part #	Pkg Qty
1/4"	1/4"	65215614WP2	10
	3/8"	65215618WP2	10
3/8"	1/4"	65216014WP2	10
	3/8"	65216018WP2	10
1/2"	3/8"	65216218WP2	5
	1/2"	65216222WP2	5



End Stops

Tube OD	Nylon Part #	Pkg Qty
1/4"	63515600WP2	10
3/8"	63516000WP2	10



Plugs

Tube OD	Nylon Part #	Pkg Qty
1/4"	63265600WP2	10
3/8"	63266000WP2	10
1/2"	63266200WP2	5



LIQUIfit™ Fittings

Hose Stems



Tube OD	Stem	Nylon Part #	Pkg Qty
1/4"	1/4"	63225656WP2	10
3/8"	1/4"	63226056WP2	10
	5/16"	63226008WP2	10
1/2"	3/8"	63226060WP2	10
	3/8"	63226260WP2	10

Plug-in Reducers



Tube OD	Plug-in	Nylon Part #	Pkg Qty
1/4"	5/16"	63665608WP2	10
1/4"	3/8"	63665660WP2	10
3/8"	1/2"	63666062WP2	5

Plug-in Elbows



Tube OD	Plug-in	Nylon Part #	Pkg Qty
1/4"	1/4"	63825600WP2	10
3/8"	3/8"	63826000WP2	10
1/2"	1/2"	63826200WP2	5

Plug-in Tees



Tube OD	Plug-in	Nylon Part #	Pkg Qty
1/4"	1/4"	63885600WP2	10
3/8"	3/8"	63886000WP2	10
1/2"	1/2"	63886200WP2	5

TrueSeal™ Ball Valves

Application:

These corrosion resistant, all-plastic designed ball valves are ideal for water filtration units, coffee and beverage machines and a wide variety of other fluid applications.

Features:

- EPDM seal secures connection with larger surface area than standard O-rings
- full flow self-cleaning ball
- high-temperature, scale resistant Polysulfone ball
- glass-reinforced Polypropylene body
- FDA compliant
- NSF-51 listed for contact with food
- certified to NSF-61

Specifications:

- temperature range: **0°F to 225°F (-18°C to 107°C)**
- O-ring seal material: EPDM
- maximum operating pressure: **150 PSI**
- Burst pressure **600 PSI**
- Actual working pressures will be lower at elevated temperatures.

Tube to Male NPTF

Tube OD	Male NPTF	Polypropylene Part #	Pkg Qty
1/4"	1/4"	PP4VMC4-MG	10
	3/8"	PP4VMC6-MG	10
3/8"	1/4"	PP6VMC4-MG	10
	3/8"	PP6VMC6-MG	10



Tube to Female NPTF

Tube OD	Female NPTF	Polypropylene Part #	Pkg Qty
1/4"	1/8"	PP4VFC2-MG	10
	1/4"	PP4VFC4-MG	10
	3/8"	PP4VFC6-MG	10
3/8"	1/8"	PP6VFC2-MG	10
	1/4"	PP6VFC4-MG	10
	3/8"	PP6VFC6-MG	10



Tube to Male NPTF Elbows

Tube OD	Male NPTF	Polypropylene Part #	Pkg Qty
1/4"	1/4"	PP4VME4-MG	10
	3/8"	PP4VME6-MG	10
	1/2"	PP4VME8-MG	10
3/8"	1/4"	PP6VME4-MG	10
	3/8"	PP6VME6-MG	10
	1/2"	PP6VME8-MG	10



Tube to Female NPTF Elbows

Tube OD	Female NPTF	Polypropylene Part #	Pkg Qty
1/4"	1/4"	PP4VFE4-MG	10
	3/8"	PP4VFE6-MG	10
3/8"	1/4"	PP6VFE4-MG	10
	3/8"	PP6VFE6-MG	10



TrueSeal™ Ball Valves

Tube to Tube Unions



Tube OD 1	Tube OD 2	Polypropylene Part #	Pkg Qty
1/4"	1/4"	PP4VUC4-MG	10
3/8"	1/4"	PP4VUC6-MG	10
3/8"	3/8"	PP6VUC6-MG	10

Tube to Tube Elbow Unions



Tube OD 1	Tube OD 2	Polypropylene Part #	Pkg Qty
1/4"	1/4"	PP4VEU4-MG	10
	3/8"	PP4VEU6-MG	10
3/8"	1/4"	PP6VEU4-MG	10
	3/8"	PP6VEU6-MG	10


Tube to Plug-in Elbow Unions



Tube OD	Stem	Polypropylene Part #	Pkg Qty
1/4"	3/8"	PP4VTEU6-MG	10
3/8"	3/8"	PP6VTEU6-MG	10

TrueSeal™ Check Valves

Application:

Push-to connect check valves ensure protection against reversal of flow. The valves have an arrow molded into the body to indicate the direction of flow. Valves are designed for connection with either thermoplastic or soft metal tubing and are intended for use with liquids only. 

Features:

- body material: acetal
- O-ring: EPDM
- metal grip edge: 300 stainless steel
- NSF-51 listed
- maximum operating pressure: **150 PSI** (dependent on tubing used)
- temperature range: **34°F to 150°F (1°C to 65°C)**
- cracking pressure: 1/3 PSI



Tube OD	Acetal Part #	Pkg Qty
1/4"	A4VC4-MG	25
3/8"	A6VC6-MG	25

Fire Hose	728 to 735	Nozzles (cont.)	748 to 761
300# single jacket all polyester.....	728	Break apart attack	757
500# single jacket all polyester.....	729	Pistol grip adapters.....	757
UL labeled.....	729	Gallorage	758
Color impregnated	730	Penetrator.....	760
800# double jacket all polyester	730	Straight steam	760
Color impregnated	730	Adjust-A-Power.....	761
MSHA approved single jacket mine.....	731	Constant Flow.....	761
Double jacket potable water hose	731		
500# all polyester rack.....	731, 732	Adapters & Connections ...	762 to 815
UL labeled.....	731	Double hex	762
Non-UL labeled	732	Swivel	763 to 766, 775
500# nitrile covered	732	Hydrant.....	767 to 770, 781 to 782
Forestry non-weeping.....	733	Hazmat	769
Forestry mop up	733	Hex nipples.....	770 to 772
Forestry mop up kit.....	733	Style N37	773 to 774
Nitrile covered - heavy duty	734	Suction.....	776, 799
Non-collapsible	735	Style N54	777
Chemical booster	735	Style N36.....	781
Fire and utility.....	735	Caps & plugs	783 to 788
		Replacement swivels & accessories	788
Fire Hose Couplings	736 to 739	Storz	789 to 794
Expansion ring couplings.....	736 to 737	Accessories.....	794
Washers.....	736 to 737	Wrenches	795 to 798
Ring and gasket guide	738	Continuous swivel.....	799
Hose type booster couplings	739	Pump head testers	800
Forestry couplings	739	Manifolds	800
		Roof connections.....	801 to 803
Racks, Reels, Hose Cabinet	740 to 746	Siamese connections	804 to 807
Style V Swing type hose storage.....	740	Wall hydrant body.....	808
Swing type hose storage	741	Snoots	809 to 810
Heavy duty swing type hose storage.....	741	Wall plates	810
Global continuous flow	742	Siamese assemblies.....	811
Continuous flow	743	Single sprinkler connection.....	812
Hump racks	744	Single inlet and hydrant connections.....	812
Hose racks	744	Wall hydrants.....	812
Pin rack hose assembly	745	Round ID plates.....	813
Semi automatic pin racks	745	British Instantaneous.....	814 to 815
Steel hose cabinet	746	International shore.....	815
		Pressure temperature rating.....	927
Hose Protection	747		
Fire jacket.....	747	Accessories	820
Fire tape	747	Valves	821 to 842
		Specialty Products	843
Nozzles	748 to 761		
Fog	748 to 749, 754 to 756, 758 to 759		
Rack	749		
Ball shutoffs	750, 759 to 760		
Nozzle tips.....	750		
Plain hose.....	750 to 751		
Twist	750		
Red plain hose.....	751		
UL play pipes.....	751		
Street cleaning.....	751		
US Coast Guard approved	752		
Monitors & nozzles	753		
Garden hose.....	756		

Garden hose and washdown hoses can be found on pages 879 to 881.

300# Single Jacket All Polyester Fire Hose

Features:

- outer construction: single jacket, all polyester
- tube construction: EPDM rubber lining
- proof pressure: **300 PSI**
- service test pressure: **150 PSI** at ambient temperature **70°F (21°C)**
- working pressure: **135 PSI** at ambient temperature **70°F (21°C)**
- 25' and 75' lengths, UL labeled hoses and other threads and configurations are available, contact Dixon®

Fire Fittings & Accessories



Uncoupled

Size	Bowl	Length	Part #
1½"	1-3/4"	50'	A315-50UC
	1-3/4"	100'	A315-100UC
2"	2-1/4"	50'	A320-50UC
	2-1/4"	100'	A320-100UC
2½"	2-13/16"	50'	A325-50UC
	2-13/16"	100'	A325-100UC
3"	3-3/8"	50'	A330-50UC
	3-3/8"	100'	A330-100UC

Coupled with female and male expansion ring couplings



Size	Length	Rocker Lug Aluminum NST (NH)	Rocker Lug Brass NST (NH)	Rocker Lug Aluminum NPSH
		Part #	Part #	Part #
1½"	50'	A315-50RAF	A315-50RBF	A315-50RAS
	100'	A315100RAF	A315100RBF	A315100RAS
2"	50"	---	---	A320-50RAS
	100'	---	---	A320100RAS
2½"	50'	A325-50RAF	A325-50RBF	A325-50RAS
	100'	A325100RAF	A325100RBF	A325100RAS
3"	50'	---	---	A330-50RAS
	100'	---	---	A330100RAS

500# Single Jacket All Polyester Fire Hose

Features:

- outer construction: single jacket, all polyester
- tube construction: EPDM rubber lining
- proof pressure: **500 PSI**
- service test pressure: **250 PSI** at ambient temperature **70°F (21°C)**
- working pressure: **225 PSI** at ambient temperature **70°F (21°C)**
- other threads and configurations are available, contact Dixon®

Uncoupled

Size	Bowl	Length	Part #
1"	1-1/4"	50'	A510-50UC
	1-1/4"	100'	A510-100UC
1½"	1-3/4"	50'	A515-50UC
	1-3/4"	100'	A515-100UC
2½"	2-13/16"	50'	A525-50UC
	2-13/16"	100'	A525-100UC



Coupled with female and male expansion ring couplings

Size	Length	Rocker Lug Aluminum NST (NH) Part #	Rocker Lug Brass NST (NH) Part #	Rocker Lug Aluminum NPSH Part #
1"	50'	A510-50RAF	---	A510-50RAS
	100'	A510100RAF	---	A510100RAS
1½"	25'	A515-25RAF	---	A515-25RAS
	50'	A515-50RAF	A515-50RBF	A515-50RAS
	75'	A515-75RAF	---	A515-75RAS
	100'	A515100RAF	A515100RBF	A515100RAS
2½"	25'	A525-25RAF	---	A525-25RAS
	50'	A525-50RAF	A525-50RBF	A525-50RAS
	75'	A525-75RAF	---	---
	100'	A525100RAF	A525100RBF	A525100RAS



500# Single Jacket Fire Hose - UL labeled



Coupled with female and male expansion ring couplings

Features:

- outer construction: single jacket, all polyester
- tube construction: EPDM rubber lining
- proof pressure: **500 PSI**
- service test pressure: **250 PSI** at ambient temperature **70°F (21°C)**
- working pressure: **225 PSI** at ambient temperature **70°F (21°C)**
- Underwriters Listed
- impregnated hose and other lengths threads and configurations are available, contact Dixon®

Size	Coupling Type	Length	NST Thread Part #
1½"	combo lug, brass	50'	A515U50CBF
2½"	combo lug, brass	50	A525U50CBF



500# Single Jacket Fire Hose - Color Impregnated

Fire Fittings & Accessories



orange



red

Features:

- outer construction: single jacket, all polyester
- tube construction: EPDM rubber lining
- proof pressure: **500 PSI**
- service test pressure: **250 PSI**
- working pressure: **225 PSI** at ambient temperature **70°F (21°C)**
- consult Dixon® for pricing and availability of other colors, lengths, threads and configurations

Coupled with female and male expansion ring couplings

Size	Coupling Type	Length	Color	Part #
1½"	rocker lug, aluminum, NST (NH)	50'	yellow	A515Y50RAF
	rocker lug, aluminum, NPSH	50'	yellow	A515Y50RAS
	rocker lug, aluminum, NST (NH)	50'	red	A515R50RAF
	rocker lug, aluminum, NPSH	50'	red	A515R50RAS
	rocker lug, aluminum, NST (NH)	50'	orange	A515OR50RAF
	rocker lug, aluminum, NPSH	50'	orange	A515OR50RAS

800# Double Jacket All Polyester Fire Hose

Features:

- outer construction: double jacket, all polyester
- tube construction: EPDM rubber lining
- proof pressure: **800 PSI**
- service test pressure: **400 PSI**
- working pressure: **360 PSI** at ambient temperature **70°F (21°C)**
- consult Dixon™ for pricing and availability of 75' lengths and other threads and configurations



Coupled with female and male expansion ring couplings

Size	Length	Rocker Lug Aluminum NST (NH) RAF	Rocker Lug Brass NST (NH) RBF	Rocker Lug Aluminum NPSH RAS
1½"	25'	D815-25RAF	---	---
	50'	D815-50RAF	D815-50RBF	D815-50RAS
	100'	D815100RAF	D815100RBF	D815100RAS
2½"	25'	D825-25RAF	---	---
	50'	D825-50RAF	D825-50RBF	D825-50RAS
	100'	D825100RAF	D825100RBF	D825100RAS

800# Double Jacket Fire Hose - Color Impregnated

Features:

- outer construction: double jacket, all polyester
- tube construction: black, synthetic rubber liner
- proof pressure: **800 PSI** at **70°F (21°C)**
- service test pressure: **400 PSI** at **70°F (21°C)**
- working pressure: **360 PSI** at **70°F (21°C)**
- other lengths, threads and couplings and colors (yellow, red, blue, tan, orange, green, black) are available, contact Dixon®



Coupled with female & male expansion ring couplings

Size	Thread NH (NST)	Coupling Type	Length	Part #
1½"	1½"	rocker lug, aluminum NST (NH)	50'	D815Y50RAF
		rocker lug, aluminum NST (NH)	100'	D815Y100RAF
		rocker lug, aluminum NPSH	50'	D815Y50RAS
		rocker lug, aluminum NPSH	100'	D815Y100RAS
1¾"	1½"	rocker lug, aluminum NST (NH)	50'	D817Y50RAF
2½"	2½"	rocker lug, aluminum NST (NH)	50'	D825Y50RAF
		rocker lug, aluminum NST (NH)	100'	D825Y100RAF
3"	2½"	rocker lug, aluminum NST (NH)	50'	D8325Y50RAF

MSHA Approved Single Jacket Mine Fire Hose
Coupled with female and male aluminum rocker lug expansion ring couplings

Specification:

- approved by MSHA: Mine Safety and Health Administration for all mine fire protection applications

Features:

- outer construction: single jacket, synthetic flame resistant
- tube construction: flame resistant lining
- proof pressure: **500 PSI at 70°F (21°C)**
- service test pressure: **250 PSI at 70°F (21°C)**
- working pressure: **225 PSI at 70°F (21°C)**



Size	Thread	Length	Part #
1½"	NST (NH)	50'	SM515W50RAF
	NPSH	50'	SM515W50RAS

Double Jacket Potable Water Hose - Blue

Features:

- Liner is NSF approved for potable water, fittings are not, except for temporary / emergency drinking needs only.
- outer construction: double jacket, all polyester
- tube construction: thermoplastic
- proof pressure: **600 PSI at 70°F (21°C)**
- service test pressure: **300 PSI at 70°F (21°C)**
- working pressure: **270 PSI at 70°F (21°C)**



Coupled with female and male, brass or aluminum rocker lug, expansion ring couplings

Size	Thread	Length	Brass Expansion Ring Part #	Aluminum Expansion Ring Part #
1½"	NPSH	50'	PW615B50RBS	PW615B50RAS
	NPSH	100'	PW615B100RBS	PW615B100RAS
	NST (NH)	50'	PW615B50RBF	PW615B50RAF
	NST (NH)	100'	PW615B100RBF	PW615B100RAF
2½"	NPSH	50'	PW625B50RBS	PW625B50RAS
	NPSH	100'	PW625B100RBS	PW625B100RAS
	NST (NH)	50'	PW625B50RBF	PW625B50RAF
	NST (NH)	100'	PW625B100RBF	PW625B100RAF

500# All Polyester Rack Hose - UL Labeled

Application:

- for pin rack service / emergency fire fighting only, not to be used for washdown

Features:

- outer construction: single jacket, all polyester
- tube construction: clear thermoplastic
- proof pressure: **300 PSI at ambient temperature 70°F (21°C)**
- service test pressure: **150 PSI at ambient temperature 70°F (21°C)**
- working pressure: **135 PSI at ambient temperature 70°F (21°C)**
- Underwriters Listed



Coupled with female and male expansion ring couplings

Size	Coupling Type	Length	Folded Part #	Coiled Part #
1½"	combo lug, brass NST (NH)	50'	R515U50CBF/F	R515U50CBF
	combo lug, brass NST (NH)	100'	R515U100CBF/F	R515U100CBF
	combo lug, alum. NST (NH)	50'	R515U50RAF/F	R515U50RAF
	combo lug, alum. NST (NH)	100'	R515U100RAF/F	---

500# All Polyester Rack Hose - non-UL Labeled

Fire Fittings & Accessories



Application:

- for pin rack service / emergency fire fighting only, not to be used for washdown

Features:

- outer construction: single jacket, all polyester
- tube construction: clear thermoplastic
- proof pressure: **500 PSI** at ambient temperature **70°F (21°C)**
- service test pressure: **250 PSI** at ambient temperature **70°F (21°C)**
- working pressure: **225 PSI** at ambient temperature **70°F (21°C)**

Coupled with female and male expansion ring couplings

Size	Coupling Type	Length	Folded Part #	Coiled Part #
1½"	combo lug, brass NST (NH)	50'	R515-50CBF/F	R515-50CBF
	combo lug, brass NST (NH)	100'	R515100CBF/F	R515100CBF
	combo lug, alum. NST (NH)	50'	R515-50RAF/F	R515-50RAF
	combo lug, alum. NST (NH)	100'	R515100RAF/F	R515100RAF

500# Nitrile Covered Fire Hose - Light Duty Red

Application:

- ideal for industrial and construction washdown and discharge applications

Features:

- outer construction: thin ribbed nitrile
- tube construction: nitrile
- proof pressure: **500 PSI** at ambient temperature **70°F (21°C)**
- service test pressure: **250 PSI** at ambient temperature **70°F (21°C)**
- working pressure: **225 PSI** at ambient temperature **70°F (21°C)**
- other colors, threads and configurations are available, consult Dixon®

Uncoupled



Size	Bowl	Length	Part #
1½"	1-13/16"	50'	H515R50UC
2½"	2-13/16"	50'	H525R50UC
1½"	1-13/16"	100'	H515R100UC
2½"	2-13/16"	100'	H525R100UC

Coupled with female and male expansion ring couplings



Size	Length	Rocker Lug Aluminum NST (NH) Part #	Rocker Lug Brass NST (NH) Part #	Rocker Lug Aluminum NPSH Part #
1½"	50'	H515R50RAF	H515R50RBF	H515R50RAS
2½"	50'	H525R50RAF	H525R50RBF	H525R50RAS
1½"	100'	H515R100RAF	---	H515R100RAS
2½"	100'	H525R100RAF	---	---

Forestry Non Weeping Fire Hose

Features:

- outer construction: single jacket, all polyester
- tube construction: thermoplastic
- impregnation: yellow
- proof pressure: **600 PSI** at ambient temperature **70°F (21°C)**
- service test pressure: **300 PSI** at ambient temperature **70°F (21°C)**
- working pressure: **270 PSI** at ambient temperature **70°F (21°C)**
- consult Dixon® for pricing and availability of 25' lengths, other threads and configurations

Coupled with female and male expansion ring couplings

Size	Length	Rocker Lug Aluminum NST (NH) Part #	Rocker Lug Aluminum NPSH Part #
1"	50'	NF610Y50RAF	NF610Y50RAS
1"	100'	NF610Y100RAF	NF610Y100RAS
1½"	50'	NF615Y50RAF	NF615Y50RAS
1½"	100'	NF615Y100RAF	NF615Y100RAS



Forestry Mop Up Hose

Application:

- used on mop-up and low volume hand lines to fill pump cans supplying sprinklers and remote fire line protection

Features:

- 50' coil diameter is 9"
- outer construction: single jacket, synthetic
- tube construction: thermoplastic
- impregnation: yellow
- proof pressure: **300 PSI** at ambient temperature **70°F (21°C)**
- service test pressure: **150 PSI** at ambient temperature **70°F (21°C)**
- working pressure: **135 PSI** at ambient temperature **70°F (21°C)**
- consult Dixon™ for pricing and availability of other threads and configurations

Coupled with female and male brass ferrule type garden hose couplings

Size	Length	Part #
¾"	50'	NF307Y50GHT
1½"	50'	NF615-50RAQT¹
1½"	100'	NF615100RAQT¹

¹ coupled with quarter turn forestry couplings



Forestry Mop Up Hose Kit

Description	Part #
kit contains: hose, pouch and nozzle	NF307Y50GHT-KIT



Nitrile Covered Fire Hose - Heavy Duty - Yellow

Applications:

- ideal for heavy-duty washdown in refineries and power plants

Features:

- extruded interlocking matrix fire hose with 100% synthetic circular woven polyester reinforcement
- heavy ribbed for severe service
- outer construction: thick ribbed nitrile
- tube construction: nitrile
- 25' lengths, other colors, threads and configurations are available, contact Dixon®
- Pressures supplied in the chart below are at ambient temperature **70°F (21°C)**.

Size	Proof Pressure PSI	Service Test Pressure PSI	Working Pressure PSI
1" - 3"	600	300	270
4"	450	225	200
5"	400	200	180
6"	300	150	135

Fire Fittings & Accessories



Uncoupled

Size	Bowl	Length	Part #
1"	1-1/4"	50'	H610Y50UC
1½"	1-13/16"	50'	H615Y50UC
2"	2-1/4"	50'	H620Y50UC
2½"	2-13/16"	50'	H625Y50UC
3"	3-3/8"	50'	H630Y50UC
4"	4-3/8"	50'	H440Y50UC
5"	5-3/8"	50'	H450Y50UC

Coupled with female and male expansion ring couplings



Size	Length	Rocker Lug <i>Aluminum</i> NST (NH) RAF	Rocker Lug <i>Brass</i> NST (NH) RBF	Pin Lug <i>Brass</i> NST (NH) PBF	Rocker Lug <i>Aluminum</i> NPSH RAS
1"	50'	H610Y50RAF	---	---	H610Y50RAS
1½"	50'	H615Y50RAF	H615Y50RBF	H615Y50PBF	H615Y50RAS
2½"	50'	H625Y50RAF	H625Y50RBF	H625Y50PBF	H625Y50RAS

Coupled with female and male segmented Storz collar style couplings

Features:

- working pressures can be achieved using appropriate expansion ring couplings
- under no circumstance should the hose be used beyond the working pressure of the fittings to which it is coupled
- assembled hose should be hydrostatically proof tested before use, and thereafter in accordance with NFPA 1962



Size	Length	Storz Size	Part #
4"	50'	4"	H440Y50SZ
5"	50'	5"	H450Y50SZ
5"	100'	5"	H450Y100SZ

Non-collapsible Hose

Chemical Booster Hose - Red

Features:

- outer cover material: specially compounded red EPDM tough cover
- inner tube material: smooth black synthetic EPDM rubber
- reinforced with multiple plies of high tensile Aramid yarn providing flexible strength
- ¾" diameter hose is coupled with 1" threaded couplings
- meets and exceeds NFPA standard 1961
- working pressure: **800 PSI**

Coupled with female and male NST (NH) thread, chromed brass hole type couplings

Size	Length	Part #
¾"	50'	80B07-50HCF
	100'	80B07-100HCF
1"	50'	80B10-50HCF
	100'	80B10-100HCF

Coupled with female and male NST (NH) thread, hole type coupling, aluminum expansion ring couplings

Size	Length	Part #
¾"	50'	80B07-50HAF
	100'	80B07-100HAF
1"	50'	80B10-50HAF
	100'	80B10-100HAF



Fire and Utility Hose - Red

Features:

- outer construction is designed to withstand abrasion
- working pressure: **200 PSI** at ambient temperature **70°F (21°C)**
- burst pressure: **600 PSI** at ambient temperature **70°F (21°C)**
- consult Dixon® for pricing and availability of other lengths, threads and configurations
- also available with chrome brass fittings

Coupled with female and male NST (NH) thread, rocker lug, brass expansion ring couplings

Size	Length	Part #
1½"	50'	15B15-50RBF
	100'	15B15-100RBF



Coupled with female and male NST (NH) thread, rocker lug, aluminum expansion ring couplings

Size	Length	Part #
1½"	50'	15B15-50RAF
	100'	15B15-100RAF



Coupled with female and male NPSH thread, rocker lug, aluminum expansion ring couplings

Size	Length	Part #
1½"	50'	15B15-50RAS
	100'	15B15-100RAS



Expansion Ring Couplings

Features:

- shipped complete with expansion rings, swivel and tail washers
- aluminum expansion ring couplings have 3 rocker lugs on the male and female

For Single Jacket Hose - Aluminum


Size	Thread	Bowl	Aluminum Part #
1"	NPSH	1¼"	S10125
1½"	NPSH	1¾"	S16175
1½"	NPSH	1-11/16"	S16168
1½"	NPSH	1-13/16"	S16181
2"	NPSH	2¼"	S20225
2½"	NPSH	2-13/16"	S26281
1½"	NST (NH)	1-11/16"	S16168F
1½"	NST (NH)	1¾"	S16175F
1½"	NST (NH)	1-13/16"	S16181F
2½"	NST (NH)	2-11/16"	S26268F
2½"	NST (NH)	2-13/16"	S26281F
1½"	MNPT	1-11/16"	MS16168T¹
1½"	MNPT	1¾"	MS16175T¹
2"	MNPT	2-1/4"	MS20225T¹
2½"	MNPT	2-11/16"	MS26268T¹

¹ male fitting only



For Single Jacket Hose - Brass

Size	Thread	Bowl	Brass Part #
1½"	NPSH	1-3/4"	RS15175
1½"	NPSH	1-13/16"	RS15181
2½"	NPSH	2-13/16"	RS25281
1½"	NST (NH)	1-3/4"	RS15175F
1½"	NST (NH)	1-13/16"	RS15181F
2½"	NST (NH)	2-13/16"	RS25281F



Expansion Ring Couplings

Feature:

- fittings are rated to 400 PSI working pressure at 70°F (21°C), with water as a medium

For Double Jacket Hose - Aluminum


Size	Thread	Bowl	Aluminum Part #
1½"	NPSH	1-13/16"	D16181
1½"	NPSH	1-15/16"	D16193
1½"	NPSH	2-1/16"	D16206
2"	NPSH	2-5/16"	D20231
2½"	NPSH	3"	D263
1½"	NST (NH)	1-13/16"	D16181F
1½"	NST (NH)	1-15/16"	D16193F
1½"	NST (NH)	2-1/16"	D16206F
2½"	NST (NH)	2-7/8"	D26287F
2½"	NST (NH)	3"	D263F
1½"	MNPT	1-13/16"	MD16181T¹
2"	MNPT	2-5/16"	MD20231T¹
2½"	MNPT	2-7/8"	MD26287T¹

¹ male fitting only



For Double Jacket Hose - Brass

Size	Thread	Bowl	Brass Part #
1½"	NPSH	1-15/16"	RD15193
1½"	NST (NH)	1-15/16"	RD15193F



Expansion Rings

- used with the fire hose couplings listed on page 736


OD	Length	Wall Thickness	85/15 red brass Part #
1"	1¼"	.05	ER10125
1½"	¾"	.05	ER1575
1½"	7⁄8"	.05	ER1587
1½"	1"	.05	ER1510
1½"	1¼"	.05	ER15125
1¾"	1¼"	.05	ER17125
2½"	1¼"	.062	ER27125
2½"	1½"	.062	ER27150
3"	2"	.07	ER3020



Swivel Washers

- used on the swivel end of the fire hose couplings listed on page 740

ID	OD	Thickness	Buna-N Part #
1-1/16"	1-7/16"	1⁄8"	SW100F
1-9/16"	2-1/16"	1⁄8"	SW150
2-1/16"	2½"	1⁄8"	SW200
2-9/16"	3-3/16"	3/16"	SW250
3-1/16"	3-3/4"	¼"	SW300F
4-1/16"	5-1/8"	¼"	SW400F
4-9/16"	5-7/8"	¼"	SW450F
5-1/16"	6-3/8"	¼"	SW500F
6-1/16"	7-1/8"	¼"	SW600F



Tail Washers

- used on the tail end of the fire hose couplings listed on page 740

ID	OD	Thickness	Buna-N Part #
1-1/32"	1-5/16"	3/16"	STW100
1-9/16"	1¾"	3/16"	RTW150
1-9/16"	1-15/16"	3/16"	STW150
1-5⁄8"	2½"	3/16"	DTW150
2-9/16"	3"	¼"	STW250
2-5⁄8"	3¼"	¼"	DTW250
3⁄8"	3-25/32"	¼"	DTW300



Expansion Ring and Gasket Guide

Fire Fittings & Accessories

Coupling Part #	Swivel Washer Part #	Tail Washer Part #	Expansion Ring Part #
<i>D15193 & D15193F</i>	<i>SW150</i>	<i>DTW150</i>	<i>ER15125</i>
<i>D15206F</i>	<i>SW150</i>	<i>G12014</i>	<i>ER15125</i>
<i>D16187 & D16187F</i>	<i>SW150</i>	<i>DTW150</i>	<i>ER15125</i>
<i>D16193 & D16193F</i>	<i>SW150</i>	<i>DTW150</i>	<i>ER15125</i>
<i>D16206 & D16206F</i>	<i>SW150</i>	<i>G12014</i>	<i>ER15125</i>
<i>D253 & D253F</i>	<i>SW250</i>	<i>DTW250</i>	<i>ER27150</i>
<i>D26287F</i>	<i>SW250</i>	<i>DTW250</i>	<i>ER27150</i>
<i>D263 & D263F</i>	<i>SW250</i>	<i>DTW250</i>	<i>ER27150</i>
<i>MD16181T</i>	<i>n/a</i>	<i>STW150</i>	<i>ER15125</i>
<i>MD20231T</i>	<i>n/a</i>	<i>special</i>	<i>special</i>
<i>MD26287T</i>	<i>n/a</i>	<i>DTW250</i>	<i>ER27150</i>
<i>MS16168T</i>	<i>n/a</i>	<i>STW150</i>	<i>ER15125</i>
<i>MS16175T</i>	<i>n/a</i>	<i>STW150</i>	<i>ER15125</i>
<i>MS20225T</i>	<i>n/a</i>	<i>special</i>	<i>special</i>
<i>MS26268T</i>	<i>n/a</i>	<i>STW250</i>	<i>ER27150</i>
<i>RD15193 & RD15193F</i>	<i>SW150</i>	<i>DTW150</i>	<i>ER15125</i>
<i>RD15206 & RD15206F</i>	<i>SW150</i>	<i>G12014</i>	<i>ER15125</i>
<i>RD253 & RD253F</i>	<i>SW250</i>	<i>DTW250</i>	<i>ER27150</i>
<i>RH15168 & RH15168F</i>	<i>SW150</i>	<i>RTW150</i>	<i>ER1575</i>
<i>RH16168F & RH16168F</i>	<i>SW150</i>	<i>RTW150</i>	<i>ER1575</i>
<i>RS15175 & RS15175F</i>	<i>SW150</i>	<i>STW150</i>	<i>ER15125</i>
<i>RS15181 & RS15181F</i>	<i>SW150</i>	<i>STW150</i>	<i>ER1510</i>
<i>RS25281 & RS25281F</i>	<i>SW250</i>	<i>STW250</i>	<i>ER27125</i>
<i>RS25287</i>	<i>SW250</i>	<i>STW250</i>	<i>ER27150</i>
<i>S15175 & S15175F</i>	<i>SW150</i>	<i>RTW150</i>	<i>ER15125</i>
<i>S15181 & S15181F</i>	<i>SW150</i>	<i>RTW150</i>	<i>ER1510</i>
<i>S16168 & S16168F</i>	<i>SW150</i>	<i>STW150</i>	<i>ER15125</i>
<i>S16175 & S16175F</i>	<i>SW150</i>	<i>STW150</i>	<i>ER15125</i>
<i>S16181 & S16181F</i>	<i>SW150</i>	<i>STW150</i>	<i>ER15125</i>
<i>S25281 & S25281F</i>	<i>SW250</i>	<i>STW250</i>	<i>ER27125</i>
<i>S25287 & S25287F</i>	<i>SW250</i>	<i>STW250</i>	<i>ER27150</i>
<i>S26268 & S26268F</i>	<i>SW250</i>	<i>STW250</i>	<i>ER27150</i>
<i>S26275 & S26275F</i>	<i>SW250</i>	<i>STW250</i>	<i>ER27150</i>
<i>S26281 & S26281F</i>	<i>SW250</i>	<i>STW250</i>	<i>ER27150</i>

Hose Type Booster Hose Couplings

Features:

- special tooling is required to attach these couplings to hose
- hardcoat finish
- complete set
- working pressure: **800 PSI** at ambient temperature **70°F (21°C)**
- ¾" and 1" NST threads are the same size; also known as **Chemical Hose Thread (CHT)** or **Booster Hose Thread**



Hose Size	Thread Type	Bowl Size	Aluminum Hardcoat Part #
¾"	1" NPSH	1-1/4"	ABH08125
1"	1" NST (NH)	1-7/16"	ABH10143F
1"	1" NST (NH)	1-1/2"	ABH10150F

Forged Forestry Couplings

Features:

- maximum operating pressure: **300 PSI** at ambient temperature **70°F (21°C)**
- common quarter turn sexless head (a 1½" QT fitting will mate with a ¾" QT or 1" QT)

¼ Turn Male

Thread	Forged Aluminum Part #
¾" GHT	QTM75GHT-F
1" NPSH	QTM100S-F
1" NPT	QTM100T-F
1½" NST (NH)	QTM150F-F
1½" NPT	QTM150T-F



¼ Turn Female

Thread	Forged Aluminum Part #
¾" GHT	QTF75GHT-F
1" NPSH	QTF100S-F
1" NPT	QTF100T-F
1½" NST (NH)	QTF150F-F
1½" NPT	QTF150T-F



Forestry Coupling Gasket

Part #
QTG-F



Quick Connect Forestry Expansion Ring Couplings

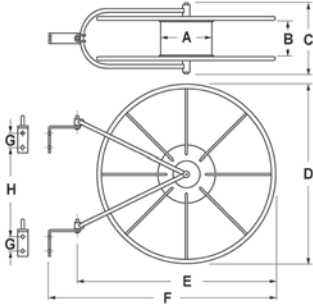
- sold in sets of (2) with expansion ring

Hose Size	Bowl Size	Forged Aluminum Part #
1½"	1-11/16"	QTX150-F



Style V Swing Type Hose Storage Reels

Fire Fittings & Accessories



Features:

- drum storage of collapsible hose prevents damaging kinks allowing longer hose life
- pivot mounting permits reel to swing to the proper angle preventing twists and kinks
- open sides allow faster hose drying, to prevent mold and mildew
- red polyester powder coat finish
- wall mounting is standard, 2 wall mounting brackets included
- style V5 (when used with 1½" hose only), has a space between the reel sides to accommodate two widths of hose side by side, for maximum capacity in minimum space
- replacement brackets - **1212-0930-4**, 2 per set

Size	Hose Capacity			A	B	C	D	E	F	G	H	Steel Part #
	Rack	Single	Double									
1½" - 1¾"	100'	75'	50'	8"	3"	7½"	21"	23"	27"	2"	11⅜"	FHR-V1
1½" - 1¾"	150'	100'	75'	8"	3"	7½"	26"	29"	33"	2"	15"	FHR-V2
1½"	300'	200'	150'	8"	5½"	9½"	26"	30"	34"	2"	13"	FHR-V5
2" - 2½"	150'	100'	75'	8"	5½"	9½"	26"	30"	34"	2"	13"	FHR-V5

Covers for Style V Swing Type Hose Storage Reels

Features:

- Velcro™ closures
- printed on both sides



Cover for	Dimensions	Vinyl Coated Nylon Part #
FHR-V2	26"	FHR-C
FHR-V1	21"	FHR-C1
FHR-V5	26"	HSRC26

Swing Type Hose Storage Reels

Features:

- one piece wall bracket (14 gauge), for easier mounting
- 180° swing will also take pipe clamps to 3"
- compact size - smaller reel hub to allow more hose storage
- baked red enamel finish
- 14 gauge steel support arms
- welded construction - rim (18 gauge) hub cap, welded spokes form solid wheels, separated by a molded poly hub and bolted together to form a sturdy unit
- hose is double rolled from the center of length coupled to valve and nozzle
- hose is ready for action when completely removed and valve is open

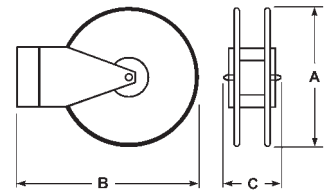
Hose Size	Hose Capacity		Steel Part #
	Lightweight	Rubber Lined	
1½"	150'	50' - 75'	HSR18
	250'	100'	HSR24
2½"	100'	100'	HSR25-24

Dimensions

Cover for	A	B	C
HSR18	18"	23½"	6¼"
HSR24	24"	29"	6¼"
HSR25-24	24"	29"	8¼"



Fire Fittings & Accessories



Covers for Swing Type Hose Reels

Features:

- to be used with hose storage reels, bright red fabric reinforced PVC with Velcro™ closures for quick release
- "Fire Hose / Keep Clear" printed on one side

Cover for	Dimensions	Vinyl Part #
HSR18	16" - 18"	HSRC18
HSR24	24"	HSRC24
HSR25-24	24" - 25"	HSRC25-24



Heavy Duty, High Capacity Swing Type Hose Storage Reel

Features:

- welded steel wall bracket swings 180°
- wall bracket adapts to pipes (1½" - 3") with an optional pipe bracket kit
- red baked enamel finish
- supplied with hook-and-loop back strap to keep hose securely wound

Size	Hose Capacity		16-gauge steel Part #
	Single Jacket	Double Jacket	
1½"	200'	150'	DXHDR25HC
2½"	100'	75'	



Cover for Heavy Duty Swing Type Hose Storage Reel

Features:

- to be used with hose storage reels
- "Fire Hose / Keep Clear" printed on one side

Cover for	Dimensions	Vinyl Part #
DXHDR25HC	l: 26", h: 25", w: 8"	DXHDC25HC



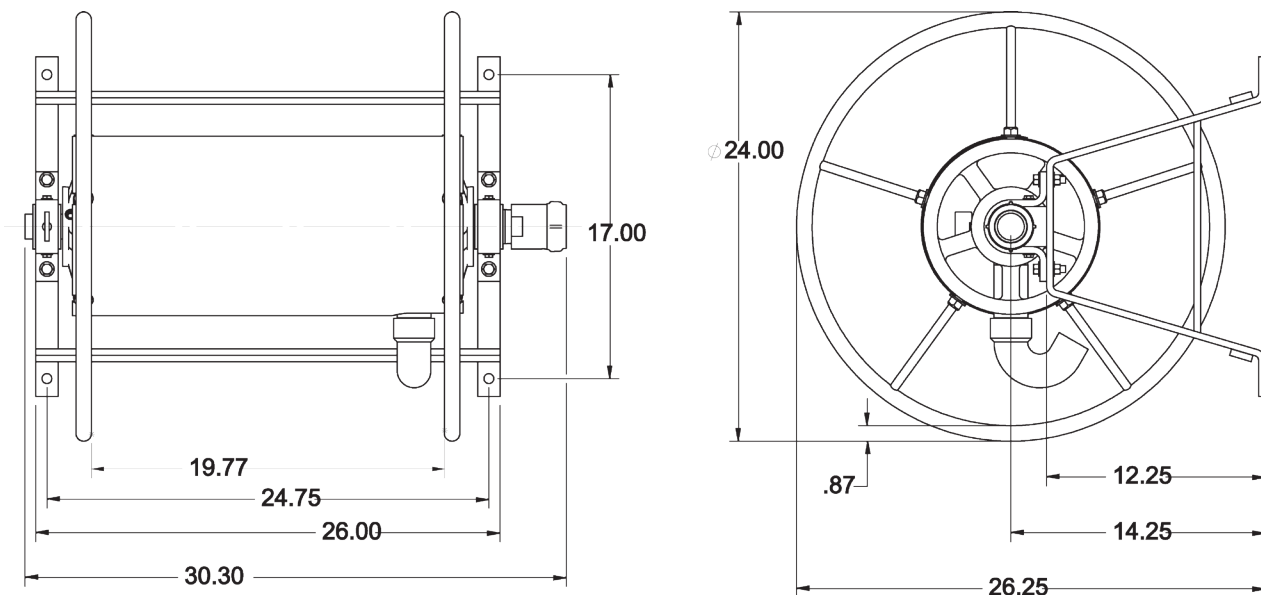
Pipe Brackets for Heavy Duty Swing Type Hose Storage Reel

Description	Vinyl Part #
pipe bracket set	DXHDR25PB



Global Continuous Flow Reels

Fire Fittings & Accessories



Features:

- greaseless swivel and reel bearings improve performance
- optional adapters (order separately):
 FM15S15F = 1½" FNPSH x 1½" MNST brass
 FM1515F = 1½" FNPT x 1½" MNST brass
- replacement inlet swivel joints at bottom of page



Hose Size and Capacity			Inlet Size	Outlet Size	Steel Part #
¾"	1"	1½"	1½" NPT	1½" NPT	FD47IR-150-100

Cover for Global Continuous Flow Hose Reel



Cover for	Dimensions	Vinyl Part #
FD47IR-150-100	22" x 24" x 24"	FD47-C2

Replacement Inlet Swivel Joint for FD471-150-100



Features:

- ball-bearing swivel
- requires no lubrication
- **200 PSI**

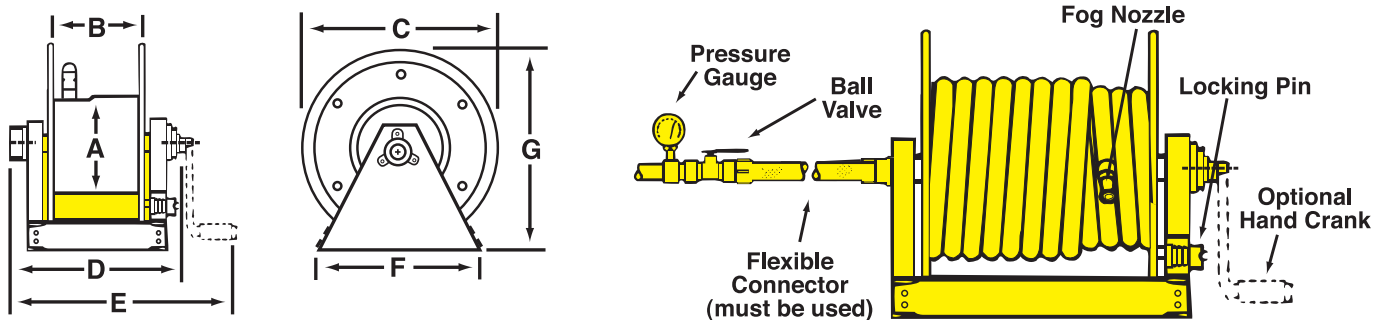
Size	Cast Brass Part #
1½"	CSSF150T

Continuous Flow Reels

Features:

- allows immediate and continuous flow of water at all times during deployment of hose
- one-person operation
- use with non-collapsible hose shown on page 735
- powder coated with an electrostatically-applied, thermally-fused, red polyester finish steel drum
- rims and universal mounting stand
- female NPT inlet with male NST (NH) hose thread outlet

A flexible connector assembly must be installed directly between the hose reel inlet hub and the water supply. *Failure to use the flexible connector assembly will void the warranty.*



Hose Size and Capacity			A	B	C	D	E	F	G	Inlet Size	Outlet Size	Steel Part #
3/4"	1"	1 1/2"										
150'	125'	---	10 1/2"	11 1/2"	24"	19 1/4"	24"	21 3/4"	26"	1"	1"	CFR47-1-100
250'	150'	100'	10 1/2"	20 1/2"	24"	28 1/4"	33"	21 3/4"	26"	1 1/2"	1 1/2"	CFR47-150-100
400'	300'	150'	10 1/2"	28"	24"	35 3/4"	40 1/2"	21 3/4"	26"	1 1/2"	1 1/2"	CFR47-1-200
---	---	200'	10 1/2"	34"	24"	41 3/4"	46 1/2"	21 3/4"	26"	1 1/2"	1 1/2"	CFR47-150-200

Optional Accessories

Description	Part #
1" x 18" flexible connector (male NPT x male NPT)	DX2836
1 1/2" x 18" flexible connector (male NPT x male NPT)	DX2839
hand crank	CFR-HC
repair kit: contains O-ring, PTFE retaining ring for the inlet casting, spacer washer, and 2 steel retaining rings for the manifold	CFR-RK

Covers for Continuous Flow Hose Reels

Cover for	Dimensions H x W x D	Vinyl Part #
CFR47-1-100	26" x 20" x 26"	CFR47-C1
CFR47-1-200	26" x 36" x 26"	CFR47-C2
CFR47-150-100	26" x 29" x 26"	CFR47-C3
CFR47-150-200	26" x 42" x 26"	CFR47-C4



Hump Racks

Features:

- compact, neat and economical method of storing collapsible hose
- pivot mounting permits rack to swing, preventing kinks and twists
- rugged steel construction provides long, dependable service
- red enamel finish for protection
- open sides allow faster drying to prevent mold and mildew
- wall mounting brackets are standard

Hose Size	Hose Capacity			Steel Part #
	Synthetic	Single Jacket	Double Jacket	
1½" - 1¾"	100'	50'	---	FHHR-1
1½" - 1¾"	150'	100'	50'	FHHR-3
2" - 2½"	100'	50'	---	FHHR-2
2" - 2½"	150'	100'	50'	FHHR-4
1½" - 1¾"	200'	150'	100'	FHHR-5

Fire Fittings & Accessories



Covers for Hump Racks



Cover for	Dimensions	Vinyl Part #
FHHR-1 or FHHR-2	16" x 25½" x 6"	FHHR-C
FHHR-3 or FHHR-4	24" x 29½" x 6"	FHHR-C4
FHHR-5	33½" x 35½" x 6"	FHHR-C5

Hose Racks

Features:

- can be used for fire or water hose
- constructed from 12 gauge sheet steel
- provides compact and economical hose storage
- curved saddle design avoids sharp bends in the hose prolonging hose life
- red enamel finish



Hose Size	Rack	Hose Capacity		Steel Part #
		Single Jacket	Double Jacket	
1½" - 1¾"	50'	---	---	HR1610-3
1½" - 1¾"	100'	---	---	HR1610-6
1½" - 2½"	200'	150'	100'	HR1610
2" - 2½"	50'	---	---	HR1610-4

Pin Rack Hose Assembly



Features:

- components include: rack nipple, UL **300 PSI** angle valve, semi-automatic fire hose pin rack, brass rack nozzle, and a length of 1½" pin rack hose
- UL listed and Factory Mutual approved
- per NFPA 1962, Chap. 4, in-service hose shall be un-racked and physically inspected at least annually



NST (NH) Thread	Hose	Part #
1½"	50'	FHPR150-50CBF
	75'	FHPR150-75CBF
	100'	FHPR150-100CBF



Fire Fittings & Accessories

Semi Automatic Fire Hose Pin Racks

Features:

- red enameled steel
- holds up to 100' of either 1½" or 2½" rack hose
- 1½" is UL listed and Factory Mutual approved

Hose Size	For use with:		Steel Part #
	Valve	Nipple	
1½"	AVF150	PRN150F	FHPR150
2½"	AVF250	PRN250F	FHPR2515



Covers for Pin Racks

Features:

- 10 oz. red vinyl with Velcro™ closures
- used on FHPR150, FHPR150-50CBF, FHPR150-75CBF, FHPR150-100CBF

Size	Vinyl Part #
25" x 30" x 6"	PRC



Pin Rack Nipples

Feature:

- finish: -C polished chrome plated

Male NPT	Male NST (NH)	Brass Part #
1½"	1½"	PRN150F
2½"	2½"	PRN250F



Pin Rack Wall Bracket

Application:

- used to support hose rack independent of a stand pipe valve

Aluminum Part #
PRWB





Steel Hose Cabinet

**Features:**

- red polyester coated finish on 18-gauge steel
- designed for wall installation, with or without legs, or free standing
- supplied with holes in the back for wall mounting and 1" pipe couplings on the bottom for adding legs
- Factory Mutual approved
- hose, accessories and mounting hardware not included
- furnished without legs, if legs required contact Dixon®

Steel

Part #

HC30143**Dimensions**

width	depth	height
60"	15"	48"

Basic Approved Equipment for Hose Cabinet

Examples			Quantity Required		
Part #	Description	Page #	Factory Mutual	UL & FIA	ISO
A525-50RAF ¹	2½" x 50' single jacket hose	733	4	5	5
A515-50RAF ¹	1½" x 50' single jacket hose	733	2	0	0
UPP250F ¹	Underwriters play pipe	750	0	2	2
BFN250NST ¹	2½" adjustable fog nozzle	752	2	0	0
BFN150NST ¹	1½" adjustable fog nozzle	752	1	0	0
HA2515F ¹	2½" x 1½" pin lug adapter	771	1	0	0
233	universal spanner	799	4	5	5
189	adjustable hydrant wrench	800	2	2	2
PHFA6	6 lb. fire axe	820	0	1	1
FCB48	crowbar	---	0	1	1
SW150 ¹	1½" hose coupling gasket	741, 742, 754, 785	4	5	5
SW250 ¹	2½" hose coupling gasket	741, 742, 754, 785, 792	2	0	0

¹ threads must be appropriate to the authority having jurisdiction

Fire Jacket for Hose

Application:

- used to protect hose and hose assemblies, tubing, piping, wiring and cables from high temperatures, direct flame or molten splash

Features:

- helps maintain line temperature and reduce environmental overheating and overcooling
- meets flammability requirements of UL 94 HB & UL 94 V-0
- sleeving slides easily over hose and expands to go over fittings
- resistant to hydraulic fluids and lubricating oil
- iron oxide red color
- compounded silicone rubber coating over fiberglass
- completely non-asbestos, REACH - ROHS compliant
- supplied in 50' lengths
- temperature range: **-65°F to 500°F (-54°C to 260°C)**
- Made in USA

Nominal ID	Part #
1/4"	0610-4
3/8"	1010-6
1/2"	1310-8
5/8"	1610-10
3/4"	1910-12
7/8"	2210-14
1"	2510-16
1 1/4"	3210-20
1 1/2"	3810-24
1 3/4"	4510-28
2"	5110-32
2 1/2"	6410-40
3"	7610-48
4"	10210-64



Fire Jacket Tape

Application:

- used to seal the ends of fire jackets to prevent fraying and fluid wicking

Features:

- completely non-asbestos
- iron oxide red color
- temperature range: **-45°F to 380°F (-45°C to 200°C)**
- Made in USA

Size	Length	Silicone Rubber Part #
1"	12 yards	FTH100



Non Adhesive Fire Tape

Features:

- fiberglass coated silicone rubber
- fluid resistant to hydraulic fluids and lubricating oils
- should be installed in a spiral wrap utilizing 30% to 50% overlap
- iron oxide red color
- temperature range: **-65°F to 500°F (-54°C to 260°C)**
- Made in USA

Width	Length	Fiberglass Coated Silicone Rubber Part #
3"	50'	4055-3





Industrial Fog Nozzles

Features:

- maximum operating pressure: **175 PSI** (water only) at **70°F (21°C)**
- delivers 30° - 60° - 90° fog pattern - shut-off - straight stream - fog
- UL listed and Factory Mutual approved for class A and B fires (except noted ^{1,2})
- supplied with bumper



Size	Thread	90° Spray GPM @ 100 PSI	Brass Part #
¾"	GHT	---	BFN75GHT ¹
¾"	NPSH	---	BFN75
1"	NPSH	32	BFN100
1½"	NPSH	85	BFN150
2"	NPSH	108	BFN200 ^{1,2}
1"	NST (NH)	32	BFN100NST
1½"	NST (NH)	85	BFN150NST
2½"	NST (NH)	205	BFN250NST ²

¹ not UL Listed

² not Factory Mutual approved

• replacement washers can be found on page 737



Heavy Duty Industrial Fog Nozzles

Features:

- maximum operating pressure: **175 PSI** (water only) at **70°F (21°C)**
- delivers 30° - 60° - 90° fog pattern - shut-off - straight stream - fog
- UL listed and Factory Mutual approved
- New UL and FM approvals are pending due to change in standard UL 401
- Products are to be reapproved, data subject to change in coming months
- supplied with bumper



Size	Thread	90° Spray GPM @ 100 PSI	Brass Part #
1"	NPSH	---	HFN100
1½"	NPSH	88 (+/-12)	HFN150
1"	NST (NH)	---	HFN100NST
1½"	NST (NH)	88 (+/-12)	HFN150NST

• replacement washers can be found on page 737, flow rate chart on following page 749



High Pressure Industrial Fog Nozzles

Features:

- working pressure: **25 to 300 PSI** (water only) at **70°F (21°C)**
- combination straight stream and fog - shut-off - straight stream - fog
- Factory Mutual approved
- large one-piece rubber bumper with molded teeth
- knurled base



Size	Thread	90° Spray GPM @ 100 PSI	Brass Part #
1½"	NPSH	117	HPFN150
1½"	NST (NH)	117	HPFN150NST

• replacement washers can be found on page 737, flow rate chart on following page 749



Electrical Fire All-Fog Nozzles

Features:

- maximum operating pressure: **100 PSI** (water only) at **70°F (21°C)**
- delivers 30° - 60° - 90° fog pattern - shutoff to 30° fog, adjustable to 90° fog
- UL listed and Factory Mutual approved for class C fires
- New UL and FM approvals are pending due to change in standard UL 401
- Products are to be reapproved, data subject to change in coming months
- supplied with bumper
- Use of this nozzle is not likely to prove hazardous when nozzle is held in excess of 10 feet from electrical apparatus and circuits not involving more than 250,000 volts.



Size	Thread	Wide Open GPM @ 100 PSI	Brass Part #
1½"	NST (NH)	96	BFNE150NST
1½"	NPSH	96	BFNE150

• replacement washers can be found on page 737, flow rate chart on following page 749

Fire Nozzles

Fog Nozzles

Features:

- shutoff - straight stream - fog
- maximum operating pressure: **100 PSI** (water only) at **70°F (21°C)**
- brass stem

Size	Thread	90° Spray GPM @ 100 PSI	Polycarbonate ¹ Part #	Polycarbonate ² Part #
¾"	GHT	8.0	FNB75GHT ^{3,4}	---
¾"	NPS	30.9	FNB75S ⁴	---
1"	NPS	11.4	FNB100S ⁴	FN100S
1"	NPS	30.9	HGB100S	---
1½"	NPS	83.6	FNB150S	FN150S
1"	NST (NH)	11.4	FNB100NST	FN100NST
1"	NST (NH)	30.9	HGB100NST	---
1½"	NST (NH)	83.6	FNB150NST	FN150NST

¹ with bumper

² without bumper

³ standard flow

⁴ 120° spray GPM @100 PSI

- replacement washers can be found on page 737



with bumper



without bumper

Fire Fittings & Accessories

Fog Nozzle Flow Rate Chart

Part Number	Inlet Pressure		Straight Stream		30°		60°		90°	
	PSI	kPa	GPM	LPM	GPM	LPM	GPM	LPM	GPM	LPM
BFN100	50	(345)	18	(68)	21	(79)	24	(91)	27	(102)
	75	(517)	22	(83)	25	(95)	28	(106)	32	(121)
	100	(690)	24	(91)	28	(106)	32	(121)	36	(136)
BFN250	50	(345)	90	(341)	120	(454)	130	(492)	145	(549)
	75	(517)	100	(379)	140	(530)	150	(568)	180	(681)
	100	(690)	110	(416)	165	(625)	180	(681)	205	(776)
HFN100	100	(690)	25	(95)	---	---	---	---	---	---
HFN150	100	(690)	---	---	---	---	---	---	86	(326)
HPFN150	275	(1040)	---	---	---	---	---	---	130	(492)

Domestic Rack Nozzles



Features:

- maximum operating pressure: **100 PSI** (water only) at **70°F (21°C)**
- UL listed and Factory Mutual approved for class A and B fires
- New UL and FM approvals are pending due to change in standard UL 401
- Products are to be reapproved, data subject to change in coming months
- delivers 30° - 60° - 90° fog pattern - shut-off - straight stream - fog
- supplied without bumper

Size	Thread	Wide Open GPM @ 100 PSI	Brass Part #
1½"	NST (NH)	100	BRN150NST
	NPSH	100	BRN150-UL



- replacement washers can be found on page 737

Global Rack Nozzles



Features:

- maximum operating pressure: **100 PSI** (water only) at **70°F (21°C)**
- UL listed and Factory Mutual approved for class A and B fires
- New UL and FM approvals are pending due to change in standard UL 401
- Products are to be reapproved, data subject to change in coming months
- delivers 30° - 60° - 90° fog pattern - shut-off - straight stream - fog
- supplied without bumper

Size	Thread	Wide Open GPM @ 100 PSI	Brass Part #
1½"	NST (NH)	100	BRN150NST-I
	NPSH	100	BRN150S-I



- replacement washers can be found on page 737

Fire Nozzles

Ball Shut-Offs



Features:

- full time swivel base ensures durable rubber-like handle can be positioned for easy operation
- maximum operating pressure: **100 PSI** (water only) at **70°F (21°C)**

Thread	Length	Waterway	Cast Brass Part #
1½" NST (NH)	4¾"	1⅜"	BSO150NST
1½" NPSH	4¾"	1⅜"	BSO150S



Replacement Part

Description	Composite Part #
replacement handle	BSO150-H

Nozzle Tips



Features:

- straight stream only
- maximum operating pressure: **100 PSI** (water only) at **70°F (21°C)**
- **74 GPM @ 100 PSI**

Thread	Length	Orifice	Satin Brass Part #
1" NST (NH)	4¾"	½"	BNT100F
1" NPSH	4¾"	½"	BNT100S
1½" NST (NH)	4⅝"	½"	BNT150F
1½" NPSH	4⅝"	½"	BNT150S

Plain Hose Nozzles



Features:

- finish: satin
- maximum operating pressure: **100 PSI** (water only) at **70°F (21°C)**

Size	Thread	Overall Length	Orifice	Replacement Gasket	Previous Part #	Brass
						Part #
¾"	GHT	6"	1/4"	KRW5	500SN6	BN6
¾"	NPSH	6"	1/4"	KRW5	---	BN7
1"	NPSH	8"	5/16"	KRW10	---	BN10
1¼"	NPSH	10"	3/8"	KRW15	---	BN12
1½"	NPSH	10"	1/2"	KRW20	---	BN15
2"	NPSH	12"	9/16"	SW200	---	BN20
2½"	NPSH	12"	1"	KRW35	---	BN25
1"	NST (NH)	8"	5/16"	SW100F	---	BN10F
1½"	NST (NH)	10"	1/2"	SW150	---	BN15F
2½"	NST (NH)	12"	1"	SW250	---	BN25F

Twist Nozzles



Feature:

- maximum operating pressure **150 PSI** (water only)

Thread Size	Length	Extruded Brass Part #
¾" GHT	4"	BTN75
	4"	500AN4¹
	6¾"	500-AN7

¹ imported

Red Plain Hose Nozzles

Feature:

- maximum operating pressure: **100 PSI** (water only) at **70°F (21°C)**

Size	Thread	Length	Orifice	Polycarbonate Part #
1½"	NPSH	10"	½"	PN15
	NST (NH)	10"	½"	PN15F



Fire Fittings & Accessories

UL Play Pipes with Tip



Application:

- often required in hydrant houses by Insurance Underwriters

Features:

- swivel handle, red marlin trim
- maximum operating pressure: **100 PSI** (water only) at **70°F (21°C)**
- UL listed and Factory Mutual approved
- ULT male thread specification: 2-3/16" ODM x 12 TPI
- comes standard with 1⅝" orifice tip

Size	Female Thread	Male Thread	Overall Length	Brass Part #
2½"	NST (NH)	ULT	30"	UPP250F
				playpipe only



Tips

Features:

- finish: satin
- maximum operating pressure: **100 PSI** (water only) at **70°F (21°C)**
- ULT male thread specification: 2-3/16" ODM x 12 TPI

Orifice	Cast Brass Part #
1⅝"	UPPT
1¼"	UPPT125
1½"	UPPT150
1¾"	UPPT175



Street Cleaning Nozzles

Feature:

- welded fabrication

Size	Connection	Aluminum Part #
2"	female cam	200DBAL
3"	female cam	300DBAL



U.S. Coast Guard Approved AFFF / Water Fog Nozzles

Fire Fittings & Accessories



CGSN150F

Application:

- designed for maximum efficiency with AFFF (Aqueous Film Forming Foams) or water on shipboard, offshore rigs and industrial applications

Features:

- corrosion resistant brass construction
- rubber-like bumper and handle for added protection
- Zytel (nylon) horseshoe handle
- double row of molded teeth for excellent fog pattern
- flush without shutting down
- constant gallonage in all fog and straight stream patterns
- combination fog and straight stream
- maximum operating pressure: **100 PSI** (water/AFFF only) at **70°F (21°C)**



CGSN151F

Thread NST (NH)	Description	Fog Flow GPM @100 PSI	Approval #	Brass Part #
1½"	nozzle	95	162.027/13/0	CGSN150F
	nozzle w/pistol grip	95	162.027/14/0	CGSN151F

- Gaskets are special order, please call 877.712.6179 for assistance.

Thread NPSH	Description	Fog Flow GPM @100 PSI	Brass Part #
1½"	nozzle	95	CGSN150S
	nozzle w/pistol grip	95	CGSN151S


U.S. Coast Guard Approved Fog Nozzles

Application:

- designed to US Coast Guard specifications for fighting fires with drafted water, required equipment for all commercial vessels under US registry

Features:

- maximum operating pressure: **100 PSI** (water/AFFF only) at **70°F (21°C)**
- corrosion resistant brass construction
- combination fog and straight stream for shipboard fire fighting
- applicator tips are available, consult Dixon® for pricing and availability



Thread	Fog Flow GPM @100 PSI	Cast Brass Part #
1½" NST	55	CGN150NST
2½" NST	108	CGN250NST

- Gaskets and tips are special order, please call 877.712.6179 for assistance.

Omega™ Monitor



Features:

- cast-in turning vanes for a more efficient flow
- 360° horizontal and 150° vertical travel
- friction loss: **10 PSI at 800 GPM** (.7 bar at 3030 LPM)
- 4 bolt hole pattern on flange
- Factory Mutual approved

Size	Inlet	Outlet	Waterway	Flow	Brass Part #
17" x 11½"	3" flange	2½" MNST	3"	1250 GPM	AK3526-300FL

• For flange dimensions, diagrams and additional information please reference canada.dixonvalve.com.



Fire Fittings & Accessories

Monitor Nozzle

Features:

- fixed teeth
- combination Straight, Stream and Fog - no shutoff
- fixed gallonage master stream nozzle
- factory set at **500 GPM** (1900 lpm) field changeable to **300** or **700 GPM** (1140 or 2660 LPM)
- maximum operating pressure: **100 PSI** (water only)

Size	Thread	90° Spray GPM @ 100 PSI	Brass Part #
2½"	NST (NH)	500	AK4450NST

• Gaskets are special order, please call 877.712.6179 for assistance.



FirePro™ Monitor



Features:

- seamless 2½" monitor - rated at 750 GPM
- carbon steel construction, stainless steel discharge tip and ball bearings
- 360° horizontal and 140° vertical travel
- red epoxy finish standard
- 150# ASA raised face 4" flange
- Factory Mutual approved

Size	Inlet	Outlet	Waterway	Flow GPM	Carbon Steel Part #
22" x 13"	4" flange	2½" MNST	2½"	750	FP475S

• Gaskets are special order, please call 877.712.6179 for assistance.
 • For flange dimensions, diagrams and additional information please reference canada.dixonvalve.com.



Master Stream Nozzles

Features:

- factory set at **500 GPM**
- featuring a straight stream to fog 'quick throw' pattern change
- constant gallonage

Size	Thread	Material	Part #
2½"	NST (NH)	brass	FP500B¹
	NST (NH)	aluminum	FP500A

¹ Factory Mutual approved

• Gaskets are special order, please call 877.712.6179 for assistance.





Factory Mutual Approved Fog Nozzles

Features:

- brass stem with locking nut
- shutoff-straight-stream-fog
- wings on sleeve for ease of adjustment
- maximum operating pressure: **100 PSI** (water only) at **70°F (21°C)**
- Factory Mutual approved



with bumper



without bumper

Size	Thread	90° Spray GPM @ 100 PSI	Polycarbonate ¹ Part #	Polycarbonate ² Global Part #
3/4"	GHT	30.9	SL075GHT³	---
3/4"	NPSH	30.9	SL075³	---
1"	NPSH	30.9	SL100³	PFNB100S
1 1/2"	NPSH	75.0	SL150	PFNB150S
1"	NST (NH)	30.9	SL100NST	---
1 1/2"	NST (NH)	75.0	SL150NST	PFNB150NST

¹ with bumper
² without bumper
³ 120° spray on 3/4" and 1"

Polycarbonate Electrical Fire All-Fog Nozzles


Features:

- opens and closes in a 30° fog pattern up to 120°- no straight stream
- maximum operating pressure: **100 PSI** (water only) at **70°F (21°C)**
- brass stem



Size	Thread	75° Spray GPM @ 100 PSI	Polycarbonate Part #
1 1/2"	NPS	92	FNBE150S
	NST (NH)	92	FNBE150NST

Fog Nozzles Gaskets



Size	Thread	ID	OD	Thickness	Buna-N Part #
1"	NPSH	0.937"	1.234"	0.125"	FNG100S
1"	NPSH	1.000"	1.375"	0.125"	HGG100S
1 1/2"	NPSH	1.500"	1.827"	0.125"	FNG150S
1"	NST (NH)	0.937"	1.281"	0.125"	FNG100NST
1"	NST (NH)	1.000"	1.375"	0.125"	HGG100NST
1 1/2"	NST (NH)	1.510"	1.906"	0.125"	FNG150NST

- dimensions are nominal

Constant Flow Fog Nozzles

Features:

- red polycarbonate with bumper and black plastic and steel stem
- provides consistent volume at any spray angle
- adjusts from straight stream to fog
- 1" and 1½" are ULC listed
- maximum operating pressure: **100 PSI** (water only) at **70°F (21°C)**

Size	Thread	90° Spray GPM @ 100 PSI	Polycarbonate Part #
¾"	GHT	8	CFB75GHT
1"	NPSH	22	CFB100S
1½"	NPSH	75	CFB150S ¹
1½"	NPSH	150	HGCFB150S ²
2"	NPSH	75	CFB2015S ¹
2"	NPSH	150	CFB200S ²
1"	NST (NH)	22	CFB100NST
1½"	NST (NH)	75	CFB150NST ¹
1½"	NST (NH)	150	HGCFB150NST ²
2½"	NST (NH)	150	CFB250NST ³
2½"	NST (NH)	215	HGCFB250NST ^{2,4}



2½" nozzle with handles



2½" nozzle without handles



1½" nozzle

¹ standard flow

² high flow

³ provided with handles

- gaskets located below
- CF – Chicago Fire Dept. Thread 1½" (1.933 ODM X 11.5 TPI) — 2½" (2.990 ODM X 7.5 TPI)
- Also available CSA, BAT, NSS

Blue Refinery Fog Nozzles

Features:

- blue polycarbonate with bumper and black plastic and steel stem
- glass-filled
- provides consistent volume at any spray angle
- adjusts from Straight Stream to Fog
- resistant to petrochemicals
- maximum operating pressure: **100 PSI** (water only) at **70°F (21°C)**

Size	Thread	90° Spray GPM @ 100 PSI	Polycarbonate Part #
1½"	NPSH	75	RNB150S
1½"	NST (NH)	75	RNB150NST



Gaskets

Application:

- used on constant flow and refinery fog nozzles

Size	Thread	ID	OD	Thickness	Buna-N Part #
1"	NPSH	0.900"	1.270"	0.125"	CFG100S
1½"	NPSH	1.510"	1.878"	0.125"	CFG150S
2"	NPSH	1.680"	2.340"	0.156"	CFG200S
1"	NST (NH)	0.900"	1.270"	0.125"	CFG100NST
1½"	NST (NH)	1.510"	1.906"	0.125"	CFG150NST
2½"	NST (NH)	2.250"	3.000"	0.187"	CFG250NST

- dimensions are nominal



TriFlow Fog Nozzles



Features:

- corrosion resistant plated aluminum
- combination 170° fog and straight stream
- Venturi flow improves straight stream and gallonage
- no nozzle teeth eliminates fingers and voids in the spray pattern thus producing a dense fog

Size	Thread	GPM @ 100 PSI Straight Stream	6061 T-6 Aluminum Part #
1½"	NST	60-100-140	TFN150NST-140
	NPSH	60-100-140	TFN150-140
1½"	NST	75-150-200	TFN150NST-200
	NPSH	75-150-200	TFN150-200

Econo Fog Nozzles



Features:

- rugged, lightweight, corrosion resistant
- supplied without bumper
- for cabinet use, discourages theft
- for use up to 100 PSI (water only)

Size	Thread	Straight Stream @ 100 PSI	6061-T6 Aluminum Part #
1"	NPSH	56	AFN100
1"	NST	56	AFN100NST
1½"	NPSH	56	AFN150
1½"	NST	56	AFN150NST

Heavy Duty Constant Flow Fog Nozzles



Size	Thread	Length	GPM @ 100 PSI	Fiberglass Reinforced Composite Part #
1½"	NPSH	5"	95	CFFR150
	NST (NH)	5"	95	CFFR150NST

Garden Hose Nozzles



GHN75

Features:

- offers two straight streams and one fog pattern ¹
- massive bumper specially formulated to resist damage and aging
- corrosion resistant hard coat

Size	Thread	GPM @ 40 PSI Straight Stream		6061-T6 Aluminum Part #
		1st	2nd	
¾"	GHT - without bumper	1-2	3-4	GHN75
	GHT - with bumper	1-2	3-4	GHN75-B



GHN75-B

¹ fog pattern is **4-5 GPM @ 40 PSI**

Break Apart Attack Nozzles

Application:

- low-cost, versatile, and easy-to-use nozzle for first responders in rural and suburban fire departments

Features:

- minimal training required to connect and operate the nozzle
- nozzle uses a 1½" coupler, provides **20-90 GPM** fog or straight stream flows at **100 PSI**
- nozzle can be separated from the shut off valve for extended hose lays and other uses
- meets or exceeds USDA Forestry Service standards

Size	Thread	Aluminum Part #
1"	NPSH	ABN100S
	NST (NH)	ABN100F
1½"	NPSH	ABN150S
	NST (NH)	ABN150F



Ball Shut-Off Nozzles - Bolted Style

Features:

- rugged and lightweight
- pistol grip
- hardcoated female swivel inlet and male outlet
- maximum operating pressure: **200 PSI** (water only) at **70°F (21°C)**

Size	Thread	Waterway	Cast Aluminum Part #
1½"	NPSH	1⅜"	ACPSO150S
	NST (NH)	1⅜"	ACPSO150F



Pistol Grip Adapters

Features:

- converts any standard fog nozzle to a well-balanced, easy to hold pistol grip fog nozzle making the job of holding high pressure lines easier
- full-time ball bearing swivel base
- corrosion resistant
- hardcoated per MIL-A-8625-F TYPE 111, (Polylube 1)

Size	Thread	6061 T-6 Aluminum Part #
1"	NST	PGA100NST
1½"	NST	PGA150NST
	NPSH	PGA150NPSH
2½"	NST	PGA250NST



Single Gallonage Shut-off Nozzles

Features:

- PTFE hard-coated for greater corrosion resistance and durability
- lightweight and easily maneuvered
- full-time ball bearing swivel base
- metal ball with non-stick Delrin® seats
- 1-1/16" waterway



Size	Thread	Constant GPM @ 100 PSI	Aluminum Part #
1"	NST	95	BVSO100NST
	NPSH	95	BVSO100
1½"	NST	95	BVSO150NST
	NPSH	95	BVSO150
	NST	125	BVSO150NST-125
	NPSH	125	BVSO150-125

Dual Gallonage Shut-off Nozzles

Features:

- PTFE hard-coated for greater corrosion resistance and durability
- lightweight and easily maneuvered
- full-time ball bearing swivel base
- metal ball with non-stick Delrin® seats
- 1-1/16" waterway



Size	Thread	Constant GPM @ 100 PSI	Aluminum Part #
1"	NST	25 - 70	BVDSO100NST
	NPSH	25 - 70	BVDSO100
1½"	NST	25 - 70	BVDSO150NST
	NPSH	25 - 70	BVDSO150

Adjustable Tri-Flo Selectable Gallonage Nozzles

Features:

- corrosion resistant plated with Neoprene bumper
- full-time ball bearing swivel base
- dense fog delivery with no voids or fingers in pattern
- metal ball with non-stick Delrin® seats



Size	Thread	Constant GPM @ 100 PSI	Aluminum Part #
1½"	NST	60 - 100 - 140	BVTSO150NST
	NPSH	60 - 100 - 140	BVTSO150
	NST	75 - 150 - 200	BVTSO150NST-200
	NPSH	75 - 150 - 200	BVTSO150-200
2½"	NST	100 - 200 - 300	BVTSO250NST

Global Forestry Fog Nozzles



Size	Thread	GPM @ 100 PSI Straight Stream		Anodized Aluminum Part #
		1st	2nd	
1½"	NPSH	23.8	73.9	GFN150
	NST (NH)	37.6	95.0	GFN150NST

Forestry Fog Nozzles

Features:

- maroon hard-coated barrel allows for easy identification
- corrosion resistant plated
- dual flow rate nozzles offer two straight stream and two fog patterns
- combination fog and straight stream
- maximum operating pressure: **600 PSI** (water only) at **70°F (21°C)**

Size	Thread	GPM @ 100 PSI Straight Stream		6061-T6 Aluminum Part #
		1st	2nd	
¾"	GHT	1-2	3-4 ¹	FFN75GHT¹
1"	NPSH	12	25	FFN100^{2,4}
1½"	NPSH	25	70	FFN150
1"	NST (NH)	12	25	FFN100NST
1½"	NST (NH)	25	70	FFN150NST^{3,4}

¹ GPM @ 40 PSI

² FFN100 meets USFS 5100-239A and NSN 4210-01-165-6603

³ FFN150NST meets USFS 5100-107A and NSN 4210-01-167-1123

⁴ both nozzles conform to Forestry Service specification 5100-239C and 5100-107a



FFN75GHT



FFN100

Forestry Grade Ball Shut-Off Nozzles

Features:

- NFPA1964 compliant
- hardcoated threads, acetal ball and rigid inlet
- maximum operating pressure: **600 PSI** at ambient temperature **70°F (21°C)**
- FSS specification 5100-238

Size	Thread	Waterway	Anodized Aluminum Part #
1"	NPSH	¾"	FBSO100S
1½"	NPSH	1"	FBSO150S
1"	NST (NH)	¾"	FBSO100F
1½"	NST (NH)	1"	FBSO150F



Forestry Grade Ball Shut-Off Pistol Grip

Features:

- NFPA1964 compliant
- hardcoated threads, acetal ball and full time live swivel inlet
- maximum operating pressure: **600 PSI** at ambient temperature **70°F (21°C)**
- FSS specification 5100-238

Size	Thread	Waterway	Anodized Aluminum Part #
1"	NPSH	¾"	FBSO100S-PG
1½"	NPSH	1"	FBSO150S-PG
1"	NST (NH)	¾"	FBSO100F-PG
1½"	NST (NH)	1"	FBSO150F-PG



Ball Shut-Off Nozzles Tips

Features:

- lightweight
- maximum operating pressure: **200 PSI** (water only) at ambient temperature **70°F (21°C)**
- ½" orifice standard, other sizes available, contact Dixon®

Size	Thread	Length	Orifice	Anodized Aluminum Part #
1"	NPSH	4"	½"	ANT100
1½"	NPSH	4¾"	½"	ANT150
1"	NST (NH)	4"	½"	ANT100F
1½"	NST (NH)	4¾"	½"	ANT150F



NPSH



NST

- Gaskets are special order, please call 877.712.6179 for assistance.

Penetrator Nozzles



Features:

- designed with standard 1½" NPSH male hose threads that are converted to female thread for connection to the hose using a double female rigid connector
- ¼" discharge orifice generates a high velocity water jet that is effective against deep seated wildland fires
- maximum operating pressure: **200 PSI** (water only) at ambient temperature **70°F (21°C)**

Size	Thread	Length	Orifice	Polycarbonate Part #
1½"	NPSH	5½"	¼"	PFN4005S
	NST (NH)	5½"	¼"	PFN4005F

Twin Tip Straight Stream Forestry Nozzles



Features:

- molded high strength red polycarbonate
- solid, one-piece reversible twin tip has ¼" and ⅜" orifices
- maximum operating pressure: **100 PSI** (water only) at ambient temperature **70°F (21°C)**

Size	Thread	Length with tip	Length without tip	Orifice of base nozzle	Polycarbonate Part #
1½"	NPSH	9"	7½"	½"	PTTF150S
	NST (NH)	9"	7½"	½"	PTTF150F

Ball Shut-Off with Nozzle



FNPSO150F-30

FNPSO150S-30

Features:

- flexible design allows nozzle tip to be detached so a mating foam inductor can be inserted between the tip and shut-off valve
- lightweight
- black pistol grip shutoff with nozzle
- maximum operating pressure: **150 PSI** (water / AFFF only) at **70°F (21°C)**

Size	Body Color	Thread	GPM	Polycarbonate Part #
1½"	red	NPSH	30	FNPSO150S-30
	orange	NST (NH)	30	FNPSO150F-30
1½"	red	NPSH	70	FNPSO150S-70
	orange	NST (NH)	70	FNPSO150F-70

Ball Shut-Off Pistol Grips



Features:


- lightweight
- maximum operating pressure: **150 PSI** (water or AFFF only) at ambient temperature **70°F (21°C)**

Size	Thread	Polycarbonate Part #
1½"	NPSH	PPSO150S
	NST (NH)	PPSO150F

Adjust-A-Power Nozzle

Features:

- ideal for patio, auto and boat, driveway and garden
- produces 50% more power than twist nozzles
- does not require a washer
- leave nozzle in the open position when not in use
- brass construction with stainless steel bearings
- maximum operating pressure: **100 PSI** (water only) at ambient temperature **70°F (21°C)**



Thread Size	Brass Part #
3/4" GHT	AAPN75GHT

Constant Flow Nozzle Displays

Features:

- shatterproof and UV resistant polycarbonate withstands tough environmental conditions
- seals used for true water shut off
- easy twist spray pattern adjustment
- sold in case quantity only (25 per case), with display



Thread	45° Spray GPM @ 100 PSI	Color	Global Part #
3/4" GHT	25.1	green	FNB75GHT-GD
	25.1	clear	CNB75GHT-GD

Constant Flow Nozzles with Bumper

Feature:

- can be used as a replacement nozzle in the display case **FNB75GHT-GD**



Thread	45° Spray GPM @ 100 PSI	Color	Plastic Part #
3/4" GHT	8.0	green	GNB75GHT (domestic)
	25.1	clear	CNB75GHT (global)

Double Female Hex Adapters

Feature:

- other configurations are available, consult Dixon® for information



Female Thread	Female NST (NH) Thread	Cast Brass Part #
1½" NPT	1½"	FFH1515F
2½" NPT	2½"	FFH25T25F
1½" NST (NH)	1½"	FFH15F15F
2½" NST (NH)	2½"	FFH25F25F

Female Thread	Female Thread	Cast Brass Part #
1½" NPT	1½" NPSH	FFH15T15S

Female Rocker Lug - Suction Adapter with Poly Screen



Feature:

- suction intake with strainer screen

Female NST (NH) Thread	Female NPT Thread	Cast Brass Part #
2½"	1½"	RSFSA25F15T
	2"	RSFSA25F20T
	2½"	RSFSA250F
	3"	RSFSA25F30T

- All adapters are made to approved Dixon® specifications.
- Replacement washers can be found on page 781

(Open Snoot) Female Swivel Adapters - Pin Lug

Features:

- double female rigid hexagon to swivel connection, rigid end thread is always NPT, hose thread is on swivel end
- finishes: -P polished, -C polished chrome plated
- other configurations are available, consult Dixon® for information

Female Swivel Thread	Female Rigid Thread	Cast Brass Part #
1½" NST (NH)	1½" NPT	SF150F
1½" NPSH	1½" NPT	SF150S
2½" NST (NH)	1½" NPT	SF25F15T
2½" NST (NH)	2" NPT	SF25F20T
2½" NST (NH)	2½" NPT	SF250F
2½" NST (NH)	2½" NPT	SF250F-P
2½" NST (NH)	2½" NPT	SF250F-C
2½" NPSH	2½" NPT	SF250S
2½" NST (NH)	3" NPT	SF25F30T
3" NST (NH)	3" NPT	SF300F
4" NST (NH)	4" NPT	SF400F



Domestic Female Swivel Adapters - Pin Lug

Feature:

- other configurations are available, consult Dixon® for information

Female NST (NH) Swivel Thread	Female Rigid NPT Thread	Cast Brass Part #
1½"	1½"	SF150F-D
2½"	2½"	SF250F-D
	2"	SF25F20T-D



(Open Snoot) Female Swivel Adapters - Rocker Lug

Feature:

- other configurations are available, consult Dixon® for information

Female NST (NH) Thread	Female Rigid NPT Thread	Cast Brass Part #
1½"	1½"	RSF150F
2½"	1½"	RSF25F15T
	2"	RSF25F20T
	2½"	RSF250F
	3"	RSF25F30T



- All adapters are made to approved Dixon® specifications.
- Replacement washers can be found on page 781

Double Female Swivels
Pin Lug



Female NPSH Thread	Female NPSH Thread	Cast Brass Part #
1½"	1½"	DFP1515
2½"	2½"	DFP2525

Female NST (NH) Thread	Female NST (NH) Thread	Cast Brass Part #
1½"	1½"	DFP1515F
2½"	2½"	DFP2525F

Female NST (NH) Thread	Female NPSH Thread	Cast Brass Part #
1½"	1½"	DFP15F15S
2½"	2½"	DFP25F25S

Rocker Lug



Female NPSH Thread	Female NPSH Thread	Cast Brass Part #
1½"	1½"	DFR1515
2½"	2½"	DFR2525

Female NST (NH) Thread	Female NST (NH) Thread	Cast Brass Part #
1½"	1½"	DFR1515F
2½"	2½"	DFR2525F

Domestic Double Female Swivels - Pin Lug



Female NST (NH) Thread	Female NST (NH) Thread	Cast Brass Part #
1½"	1½"	DFP1515F-D
2½"	2½"	DFP2525F-D

- Replacement washers can be found on page 784.
- Other configurations are available. Consult Dixon for information.

Aluminum Swivel Female x Rigid Female Adapters - Rocker Lug Style N53

Female NPSH Swivel Thread	Female Rigid NPT Thread	Aluminum Extrusion - Anodized Part #
1½"	1½"	N53-15S15T
2"	2"	N53-20S20T
3"	3"	N53-30S30T
6"	6"	N53-60S60T



Female NPSH Swivel Thread	Female Rigid NPSH Thread	Aluminum Extrusion - Anodized Part #
1½"	1½"	N53-15S15S



Female NST (NH) Swivel Thread	Female Rigid NPT Thread	Aluminum Extrusion - Anodized Part #
1½"	1½"	N53-15F15T
	2"	N53-25F20T
2½"	2½"	N53-25F25T
	3"	N53-25F30T
	4"	N53-25F40T
4"	4"	N53-40F40T
4½"	4"	N53-45F40T
	6"	N53-45F60T
5"	6"	N53-50F60T
6"	6"	N53-60F60T



Female NST (NH) Swivel Thread	Female Rigid NST Thread	Aluminum Extrusion - Anodized Part #
1½"	1½"	N53-15F15F
	1½"	N53-25F15F
2½"	2½"	N53-25F25F
	6"	N53-25F60F
4"	4"	N53-40F40F
6"	4½"	N53-60F45F



- All adapters are made to approved Dixon® specifications.
- Replacement washers can be found on page 781.
- Other configurations are available. Consult Dixon for information.

Double Swivel Female Adapters - Rocker Lug
Style N35



Female NPSH Swivel Thread	Female NPSH Swivel Thread	Aluminum Extrusion - Anodized Part #
1"	1"	N35-10S10S
1½"	1½"	N35-15S15S
2½"	2½"	N35-25S25S
3"	3"	N35-30S30S



Female NST (NH) Swivel Thread	Female NST (NH) Swivel Thread	Aluminum Extrusion - Anodized Part #
1"	1"	N35-10F10F
1½"	1½"	N35-15F15F
	2½"	N35-15F25F
2½"	2½"	N35-25F25F
4"	4"	N35-40F40F
4½"	4½"	N35-45F45F
5"	5"	N35-50F50F
6"	6"	N35-60F60F



Female NPSH Swivel Thread	Female NST Swivel Thread	Aluminum Extrusion - Anodized Part #
1"	1"	N35-10S10F
	1½"	N35-10S15F
1½"	1½"	N35-15S15F
2"	2½"	N35-20S25F
2½"	2½"	N35-25S25F

Aluminum Double Female Swivel Adapters - Long Handle
Style N57



Female NST (NH) Thread	Male NST (NH) Thread	Aluminum Extrusion - Anodized Part #
4½"	6"	N57-45F60F
5"	5"	N57-50F50F
	6"	N57-50F60F
6"	6"	N57-60F60F

- All adapters are made to approved Dixon® specifications.
- Replacement washers can be found on page 781.
- Other configurations are available. Consult Dixon for information.

Hydrant Adapters - Pin Lug

Feature:

- other configurations are also available, consult Dixon® for information

Female Thread	Male Thread	Cast Brass Part #
1½" NPSH	¾" GHT	HA15S76
	¾" NPSH	HA15S75
	¾" NPT	HA15S75T
	1" NPSH	HA15S10S
	1" NPT	HA15S10T
	1½" NPT	HA15S15T
	1½" NST (NH)	HA15S15F
1½" NPT	1½" NPSH	HA15T15S
	1½" NST (NH)	HA15T15F
1½" NST (NH)	¾" GHT	HA1576
	¾" NPSH	HA1575
	¾" NPT	HA1575T
	1" NPSH	HA1510
	1" NST (NH)	HA1510F
	1" NPT	HA1510T
	1½" NPSH	HA1515
	1½" NPT	HA1515T
	1½" NST (NH)	HA1515F
	2½" NST (NH)	HA1525F
2" NPSH	1½" NPSH	HA20S15S
	1½" NPT	HA20S15T
	1½" NST (NH)	HA20S15F
2" NPT	2½" NST (NH)	HA20S25F
	2½" NST (NH)	HA20T25F
2" NST (NH)	2½" NST (NH)	HA2025F
	1" NPT	HA25S10T
2½" NPSH	1½" NPSH	HA25S15S
	1½" NPT	HA25S15T
	1½" NST (NH)	HA25S15F
	2½" NST (NH)	HA25S25F
	¾" GHT	HA2576
2½" NST (NH)	¾" NPT	HA25F75T
	1" NPSH	HA2510
	1" NST (NH)	HA2510F
	1" NPT	HA2510T
	1½" NPSH	HA2515
	1½" NST (NH)	HA2515F
	1½" NPT	HA2515T
	2" NPSH	HA2520
	2" NST (NH)	HA2520F
	2" NPT	HA2520T
	2½" NPSH	HA2525
	2½" NST (NH)	HA2525F
	2½" NPT	HA2525T
	3" NPSH	HA2530
	3" NST (NH)	HA2530F
	3" NPT	HA2530T
	3" NPSH	2½" NST (NH)
2½" NPT		HA30S25T
3" NST (NH)	1½" NPSH	HA3015S
	1½" NST (NH)	HA3015F
	2½" NST (NH)	HA3025F
4" NST (NH)	2½" NST (NH)	HA4025F
4½" NST (NH)	2½" NST (NH)	HA4525F



reducer



same size



increaser

- All adapters are made to approved Dixon® specifications.
- Replacement washers can be found on page 781.
- ..Other configurations are available. Consult Dixon for information.

Hydrant Adapters - Rocker Lug

Features:

- finishes: -C polished chrome plated
- other configurations are also available, consult Dixon® for information

Fire Fittings & Accessories



reducer



reducer - chrome plated



same size

Female Thread	Male Thread	Cast Brass Part #
1 1/2" NST (NH)	3/4" NST (NH)	<i>RHA1576</i>
	1" NST (NH)	<i>RHA1510</i>
	1" NST (NH)	<i>RHA1510F</i>
	1" NPT	<i>RHA1510T</i>
	1 1/2" NPSH	<i>RHA1515</i>
	1 1/2" NST (NH)	<i>RHA1515F</i>
	1 1/2" NPT	<i>RHA1515T</i>
	2" NPSH	<i>RHA1520</i>
	2 1/2" NST (NH)	<i>RHA1525F</i>
	1 1/2" NPSH	3/4" NPT
1" NPSH		<i>RHA15S10</i>
1" NPT		<i>RHA15S10T</i>
1 1/2" NST (NH)		<i>RHA15S15F</i>
1 1/2" NPT		<i>RHA15S15T</i>
1 1/2" NPT	1 1/2" NST (NH)	<i>RHA15T15F</i>
2" NST (NH)	2 1/2" NST (NH)	<i>RHA2025F</i>
2 1/2" NST (NH)	3/4" GHT	<i>RHA2576</i>
	1" NPSH	<i>RHA2510</i>
	1" NST (NH)	<i>RHA2510F</i>
	1" NPT	<i>RHA2510T</i>
	1 1/2" NPSH	<i>RHA2515</i>
	1 1/2" NST (NH)	<i>RHA2515F</i>
	1 1/2" NPT	<i>RHA2515T</i>
	2" NST (NH)	<i>RHA2520F</i>
	2" NPT	<i>RHA2520T</i>
	2 1/2" NPT	<i>RHA2525T</i>
3" NPT	<i>RHA2530T</i>	
2 1/2" NPSH	1 1/2" NPSH	<i>RHA25S15</i>
	1 1/2" NST (NH)	<i>RHA25S15F</i>
2 1/2" NPT	2 1/2" NST (NH)	<i>RHA25T25F</i>
3" NST (NH)	2 1/2" NST (NH)	<i>RHA3025F</i>

- All adapters are made to approved Dixon® specifications.
- Replacement washers can be found on page 781.
- Other configurations are available. Consult Dixon for information.

Female x Male Adapters - Long Handle
Style N56

Female NST (NH) Thread	Male NST (NH) Thread	Aluminum Extrusion - Anodized Part #
4"	2½"	N56-40F25F
4½"	4"	N56-45F40F
5"	2½"	N56-50F25F
6"	4½"	N56-60F45F
	6"	N56-60F60T ¹



¹ female NST (NH) x male NPT

Hazmat Adapters - Pin Lugs

Feature:

- divides single stream into double stream

Female NST Thread	Male Thread	Cast Brass Part #
1½"	(2) ¾" GHT	HHA1576
2½"	(2) ¾" GHT	HHA2576



Domestic Hydrant Adapters - Pin Lug

Feature:

- other configurations are available, consult Dixon® for information

Female NST (NH) Thread	Male Thread	Cast Brass Part #
1½"	¾" GHT	HA1576-D
2½"	1" NPT	HA2510T-D
	1½" NST (NH)	HA2515F-D
	1½" NPT	HA2515T-D
	¾" GHT	HA2576-D



- All adapters are made to approved Dixon® specifications.
- Replacement washers can be found on page 781.
- ..Other configurations are available. Consult Dixon for information.

Hydrant Adapters - Rocker Lug



Features:

- use with water
- maximum working pressure: **100 PSI at 70°F (21°C)**

Female Thread	Male Thread	Polycarbonate Part #
1½" NPSH	1½" NST (NH)	POLYHA15S15F
2½" NST (NH)	¾" GHT	POLYHA2576
	1½" NPSH	POLYHA2515
	1½" NST (NH)	POLYHA2515F
	2" NPT	POLYHA2520T

Domestic Female to Male Hex Nipples

Feature:

- other configurations are available, consult Dixon® for information



reducer



same size



increaser

Female Thread	Male Thread	Cast Brass Part #
1" NPT	1½" NST (NH)	FM1015F-D
1½" NPT	1½" NST (NH)	FM1515F-D
	2½" NST (NH)	FM1525F-D
1½" NST (NH)	1½" NPSH	FM15F15S-D
	1½" NPT	FM15F15T-D
	2½" NST (NH)	FM15F25F-D
1½" NPSH	1½" NST (NH)	FM15S15F-D
	1½" NPT	FM15S15T-D
2" NPT	1½" NST (NH)	FM2015F-D
2½" NPT	2½" NST (NH)	FM2525F-D
2½" NST (NH)	1½" NST (NH)	FM25F15F-D
	1½" NPT	FM25F15T-D
	2½" NPT	FM25F25T-D

- All adapters are made to approved Dixon® specifications.
- Replacement washers can be found on page 781

Single Male Outlet with Hex (open snoot)

Application:

- used to connect fire hose to a standpipe or sprinkler system

Features:

- finishes: -P polished, -C polished chrome plated
- other sizes, threads and configurations are available, consult Dixon® for information

Female NPT Thread	Male Thread	Cast Brass Part #
2½"	2½" NST (NH)	MOC250F-P
	2½" NST (NH)	MOC250F-C
3"	2½" NST (NH)	MOC3025F-P
	2½" NST (NH)	MOC3025F-C
	3" NST (NH)	MOC300F-P



polished



polished chrome plated

Female to Male Hex Nipples

Feature:

- other configurations are also available, consult Dixon® for information


Female Thread	Male Thread	Cast Brass Part #
¾" GHT	1" NPT	FM7610T
1" NPSH	¾" GHT	FM10S76
1" NPT	¾" GHT	FM1076
	1" NPSH	FM1010
	1" NST (NH)	FM1010F
	1½" NPSH	FM1015
1" NST (NH)	1½" NST (NH)	FM1015F
	1" NPT	FM10F10T
1½" NPT	1½" NPSH	FM1515
	1½" NST (NH)	FM1515F
	2½" NST (NH)	FM1525F
1½" NST (NH)	1½" NPSH	FM15F15S
	1½" NPT	FM15F15T
	2" NPT	FM15F20T
	2½" NPT	FM15F25T
	2½" NST (NH)	FM15F25F
	1½" NST (NH)	FM15F15F
1½" NPSH	1½" NST (NH)	FM15S15F
	1½" NPT	FM15S15T
	2" NPT	FM15S20T
2" NPSH	1½" NPSH	FM20S15
	1½" NST (NH)	FM20S15F
	1½" NPT	FM20S15T
	2" NPT	FM20S20T
	2½" NST (NH)	FM20S25F
2" NPT	1½" NPSH	FM2015
	1½" NST (NH)	FM2015F
	2" NPSH	FM2020
	2½" NST (NH)	FM2025F
2½" NST (NH)	¾" NPT	FM25F75T
	1" NPT	FM25F10T
	1½" NST (NH)	FM25F15F
	1½" NPT	FM25F15T
	2" NPT	FM25F20T
2½" NPT	1½" NST (NH)	FM2515F
	2½" NPSH	FM2525
	2½" NST (NH)	FM2525F



reducer



same size



increaser

Table continued on next page


- All adapters are made to approved Dixon® specifications.
- Replacement washers can be found on page 781

Female to Male Hex Nipples

Table continued from previous page

Female Thread	Male Thread	Cast Brass Part #
2½" NST (NH)	2½" NST (NH)	FM25F25F
	2½" NPT	FM25F25T
	3" NST (NH)	FM25F30F
	3" NPT	FM25F30T
	2½" NPSH	FM25F25S
2½" NPT	2½" NPT	FM2525T
2½" NPSH	2½" NST (NH)	FM25S25F
	2½" NPT	FM25S25T
3" NPT	2½" NST (NH)	FM30T25F
	2½" NPT	FM3025T
	3" NST (NH)	FM3030F
3" NST (NH)	2½" NST (NH)	FM30F25F
	2½" NPT	FM30F25T
	3" NPT	FM30F30T
3" NPSH	2½" NST (NH)	FM30S25F
4" NPT	2½" NST (NH)	FM40T25F
	4" NST (NH)	FM4040F
	4½" NST (NH)	FM4045F
4" NST (NH)	4" NPT	FM40F40T
4½" NST (NH)	4" NPT	FM45F40T
6" NPT	6" NST (NH)	FM6060F
6" NST (NH)	6" NPT	FM60F60T

Fire Fittings & Accessories



- All adapters are made to approved Dixon® specifications.
- Replacement washers can be found on page 781

Female x Male Adapters - Rocker Lug
Style N37

Female Thread	Male Thread	Aluminum Extrusion - Anodized Part #
3/4" GHT	1" NST (NH)	N37-07G10F
	1" NPSH	N37-07G10S
	1" NPT	N37-07G10T
	1 1/2" NST (NH)	N37-07G15F
	1 1/2" NPSH	N37-07G15S
1" NST	3/4" GHT	N37-10F07G
	1" NPSH	N37-10F10S
	1" NPT	N37-10F10T
	1 1/2" NST (NH)	N37-10F15F
	1 1/2" NPSH	N37-10F15S
	2 1/2" NST (NH)	N37-10F25F
1" NPSH	3/4" GHT	N37-10S07G
	3/4" NPSH	N37-10S07S
	1" NST (NH)	N37-10S10F
	1" NPT	N37-10S10T
	1 1/2" NST (NH)	N37-10S15F
	1 1/2" NPSH	N37-10S15S
1" NPT	1" NST	N37-10T10F
1 1/2" NST (NH)	3/4" GHT	N37-15F07G
	3/4" NPT	N37-15F07T
	1" NST (NH)	N37-15F10F
	1" NPSH	N37-15F10S
	1" NPT	N37-15F10T
	1 1/2" NST (NH)	N37-15F15F
	1 1/2" NPSH	N37-15F15S
	1 1/2" NPT	N37-15F15T
	2" NPT	N37-15F20T
	2 1/2" NST (NH)	N37-15F25F
1 1/2" NPSH	3/4" GHT	N37-15S07G
	1" NST (NH)	N37-15S10F
	1 1/2" NST (NH)	N37-15S15F
	1 1/2" NPT	N37-15S15T
	2" NPT	N37-15S20T
1 1/2" NPT	1 1/2" NST (NH)	N37-15T15F
	1 1/2" NPSH	N37-15T15S
	2 1/2" NST (NH)	N37-15T25F
2" NPSH	3/4" GHT	N37-20S07G
	1 1/2" NST (NH)	N37-20S15F
	1 1/2" NPSH	N37-20S15S
	2" NPT	N37-20S20T
	2 1/2" NST (NH)	N37-20S25F
2" NPT	1 1/2" NST (NH)	N37-20T15F
	1 1/2" NPSH	N37-20T15S
	2 1/2" NST (NH)	N37-20T25F



reducer



same size



increaser

Fire Fittings & Accessories

Table continued on next page

- All adapters are made to approved Dixon® specifications.
- Replacement washers can be found on page 781

Female x Male Adapters - Rocker Lug (continued)
Style N37

Table continued from previous page

Female Thread	Male Thread	Aluminum Extrusion - Anodized Part #
2½" NST (NH)	¾" GHT	N37-25F07G
	¾" NPT	N37-25F07T
	1" NPT	N37-25F10T
	1½" NST (NH)	N37-25F15F
	1½" NPSH	N37-25F15S
	1½" NPT	N37-25F15T
	2" NPT	N37-25F20T
	2½" NST (NH)	N37-25F25F
	2½" NPSH	N37-25F25S
	2½" NPT	N37-25F25T
	3" NST (NH)	N37-25F30F
3" NPT	N37-25F30T	
2½" NPSH	1½" NPSH	N37-25S15S
	2½" NST (NH)	N37-25S25F
	2½" NPT	N37-25S25T
2½" NPT	1½" NPSH	N37-25T15S
	2½" NST (NH)	N37-25T25F
	3" NPT	N37-25T30T
3" NST (NH)	1½" NST (NH)	N37-30F15F
	2½" NST (NH)	N37-30F25F
	3" NPT	N37-30F30T
	2½" NST (NH)	N37-30S25F
3" NPT	2½" NST (NH)	N37-30T25F
	2½" NPT	N37-30T25T
4" NST (NH)	2½" NST (NH)	N37-40F25F
	4" NST (NH)	N37-40F40F
	4" NPT	N37-40F40T
4" NPT	6" NST (NH)	N37-40F60F
	2½" NST (NH)	N37-40T25F
	4" NST (NH)	N37-40T40F
4½" NST (NH)	4½" NST (NH)	N37-40T45F
	2½" NST (NH)	N37-45F25F
	4" NST (NH)	N37-45F40F
5" NST (NH)	4" NPT	N37-45F40T
	5" NST (NH)	N37-45F50F
	4½" NST (NH)	N37-50F45F
5" NPSH	5" NPT	N37-50F50T
	6" NST (NH)	N37-50F60F
	6" NST (NH)	N37-50S60F
5" NPT	5" NST (NH)	N37-50T50F
6" NST (NH)	4" NPT	N37-60F40T
	5" NST (NH)	N37-60F50F
	6" NPT	N37-60F60T
6" NPT	4" NST (NH)	N37-60T40F
	6" NST (NH)	N37-60T60F

Fire Fittings & Accessories



reducer



same size



increaser

- All adapters are made to approved Dixon® specifications.
- Replacement washers can be found on page 781

Brass Female Swivel to Male Adapters
Pin Lug

Female NST (NH) Thread	Male NPT Thread	Cast Brass Part #
1½"	1½"	SM150F
2½"	1½"	SM25F15T
	2"	SM25F20T
	2½"	SM250F
	3"	SM25F30T
4"	4"	SM400F

Female NPSH Thread	Male NPT Thread	Cast Brass Part #
1½"	1½"	SM150S
2"	2"	SM200S
2½"	2½"	SM250S

Female Thread	Male NST (NH) Thread	Cast Brass Part #
1½" NPSH	1½"	SM15S15F
2½" NST (NH)	3"	SM25F30F



Rocker Lug

Female Thread	Male NPT Thread	Cast Brass Part #
1½" NST (NH)	1½"	RSM150F
1½" NPSH	1½"	RSM150S
2½" NST (NH)	2"	RSM25F20T
	2½"	RSM250F
	3"	RSM25F30T



Domestic Male Swivel Adapters - Pin Lug

Female NST (NH) Swivel Thread	Male NPT Thread	Cast Brass Part #
1½"	1½"	SM150F-D
2½"	2½"	SM250F-D
	2"	SM25F20T-D
	3"	SM25F30T-D



- All adapters are made to approved Dixon® specifications.
- Replacement washers can be found on page 781

Male Rocker Lug - Suction with Poly Screen



Feature:

- suction intake with strainer screen

Female NST (NH) Thread	Male NPT Thread	Cast Brass Part #
2½"	2" 2½" 3"	RSMSA25F20T RSMSA250F RSMSA25F30T

Male Rocker Lug - Suction with Zinc Screen



Feature:

- suction intake with zinc strainer screen - excellent to use before backflow preventers

Female NST (NH) Thread	Male NPT Thread	Cast Brass Part #
2½"	2" 2½" 3"	RSMSA25F20T-Z RSMSA250F-Z RSMSA25F30T-Z

Male Rocker Lug - Suction with Poly Screen



Feature:

- suction intake with strainer screen

Female NST (NH) Thread	Male NPT Thread	Aluminum Part #
2½"	2" 2½"	ARMSA25F20T ARMSA250F

- All adapters are made to approved Dixon® specifications.
- Replacement washers can be found on page 781

Female Swivel to Male Adapters - Rocker Lug Style N54

Female Swivel Thread	Male Rigid Thread	Aluminum Extrusion - Anodized Part #
1½" NST (NH)	1½" NST (NH)	N54-15F15F
	1½" NPT	N54-15F15T
	2½" NST (NH)	N54-15F25F
1½" NPSH	1½" NPSH	N54-15S15S
	1½" NPT	N54-15S15T
2½" NST (NH)	1½" NST (NH)	N54-25F15F
	1½" NPT	N54-25F15T
	2" NPT	N54-25F20T
	2½" NST (NH)	N54-25F25F
	2½" NPT	N54-25F25T
	3" NPT	N54-25F30T
2½" NPSH	2" NPT	N54-25S20T
3" NPSH	3" NPT	N54-30S30T
4" NST (NH)	4" NST (NH)	N54-40F40F
	4" NPT	N54-40F40T
	6" NST (NH)	N54-40F60F
4½" NST (NH)	4" NPT	N54-45F40T
	6" NPT	N54-45F60T
6" NST (NH)	6" NPT	N54-60F60T



Female Swivel to Male Adapters - Long Handle Style N54L

Female NST Thread	Male Thread	Aluminum Extrusion - Anodized Part #
2½"	2½" NST (NH)	N54L-25F25F
4"	6" NST (NH)	N54L-40F60F
	4" NPT	N54L-45F40T
6"	4" NPT	N54L-60F40T
	5" NST (NH)	N54L-60F50F
	6" NPT	N54L-60F60T



- All adapters are made to approved Dixon® specifications.
- Replacement washers can be found on page 781

Double Male Hex Nipples

Feature:

- other configurations are available, consult Dixon® for information



reducer



same size



increaser

Male Thread	Male Thread	Cast Brass Part #
¾" NPT	1½" NPSH	DMH7515
	1½" NST (NH)	DMH7515F
1" NPT	¾" GHT	DMH1076
	1" NPSH	DMH1010
	1" NST (NH)	DMH1010F
	1½" NPSH	DMH1015
	1½" NST (NH)	DMH1015F
	2½" NST (NH)	DMH1025F
1½" NPSH	1½" NPSH	DMH15S15S
1½" NPT	1" NPSH	DMH1510
	1" NST (NH)	DMH1510F
	1½" NPSH	DMH1515
	1½" NPT	DMH1515T
	1½" NST (NH)	DMH1515F
	2" NPSH	DMH1520
	2½" NST (NH)	DMH1525F
1½" NST (NH)	1½" NPSH	DMH15F15S
	1½" NST (NH)	DMH15F15F
	2½" NST (NH)	DMH15F25F
2" NPT	1½" NPSH	DMH2015
	1½" NST (NH)	DMH2015F
	2" NPSH	DMH2020
	2½" NPSH	DMH2025
	2" NPT	DMH2020T
	2½" NST (NH)	DMH2025F
2½" NPT	1½" NPSH	DMH2515
	1½" NST (NH)	DMH2515F
	2" NPSH	DMH2520
	2½" NPSH	DMH2525
	2½" NST (NH)	DMH2525F
	2½" NPT	DMH2525T
	3" NPSH	DMH2530
	3" NPT	DMH2530T
	3" NST (NH)	DMH2530F
2½" NST (NH)	2½" NST (NH)	DMH25F25F
	3" NST (NH)	DMH25F30F
3" NPT	2½" NPSH	DMH3025
	2½" NST (NH)	DMH3025F
	3" NPSH	DMH3030
	3" NST (NH)	DMH3030F
3" NPT	3" NPT	DMH3030T
4" NPT	4" NPSH	DMH4040
4" NST (NH)	4" NST	DMH40F40F
4" NPT	4" NST (NH)	DMH4040F
	4½" NST (NH)	DMH4045F
	4" NPT	DMH4040T
5" NPT	5" NST (NH)	DMH5050F
6" NPT	4½" NST (NH)	DMH6045F
	6" NST (NH)	DMH6060F
	6" NPSH	DMH6060
	6" NPT	DMH6060T

- All adapters are made to approved Dixon® specifications.

Double Male Adapters - Rocker Lug
Style N36

Male NST (NH) Thread	Male Thread	Aluminum Extrusion - Anodized Part #
1"	1" NST (NH)	N36-10F10F
1½"	1½" NST (NH)	N36-15F15F
	2" NPT	N36-15F20T
	2½" NST (NH)	N36-15F25F
2½"	2½" NST (NH)	N36-25F25F
	3" NST (NH)	N36-25F30F
	3" NPT	N36-25F30T
	4" NST (NH)	N36-25F40F
	4" NPT	N36-25F40T
3"	4½" NST (NH)	N36-25F45F
	3" NST (NH)	N36-30F30F
	4" NST (NH)	N36-40F40F
4"	4" NST (NH)	N36-40F40F
4½"	4½" NST (NH)	N36-45F45F
6"	6" NST (NH)	N36-60F60F



same size

Male NPT Thread	Male Thread	Aluminum Extrusion - Anodized Part #
1½"	1½" NST (NH)	N36-15T15F
	2½" NST (NH)	N36-15T25F
2"	2" NPT	N36-20T20T
	2½" NST (NH)	N36-20T25F
2½"	2½" NST (NH)	N36-25T25F
	3" NPT	N36-25T30T
	4" NPT	N36-25T40T
3"	3" NST (NH)	N36-30T30F
4"	4" NST (NH)	N36-40T40F
	4½" NST (NH)	N36-40T45F
5"	6" NPT	N36-50T60T
6"	6" NST (NH)	N36-60T60F



increaser

Male NPSH Thread	Male Thread	Aluminum Extrusion - Anodized Part #
1"	1" NPSH	N36-10S10S
1½"	1½" NST (NH)	N36-15S15F
	1½" NPSH	N36-15S15S
	1½" NPT	N36-15S15T
	2" NPSH	N36-15S20S
2½"	2½" NST (NH)	N36-25S25F
	2½" NPSH	N36-25S25S

- All adapters are made to approved Dixon® specifications.

Domestic Double Male Hex Adapters



reducer



same size



increaser

Feature:

- other configurations are available, consult Dixon® for information

Male Thread	Male Thread	Cast Brass Part #
1" NPT	1" NST (NH)	DMH1010F-D
	1½" NST (NH)	DMH1015F-D
1½" NPT	1½" NPSH	DMH1515-D
	1½" NST (NH)	DMH1515F-D
	2½" NST (NH)	DMH1525F-D
1½" NST (NH)	1½" NST (NH)	DMH15F15F-D
	1½" NPSH	DMH15F15S-D
	2½" NST (NH)	DMH15F25F-D
2" NPT	1½" NST (NH)	DMH2015F-D
	2" NPSH	DMH2020-D
2½" NPT	2½" NST (NH)	DMH2025F-D
	1½" NST (NH)	DMH2515F-D
2½" NST (NH)	2½" NST (NH)	DMH2525F-D
	2½" NST (NH)	DMH25F25F-D
3" NPT	2½" NST (NH)	DMH3025F-D
	3" NST (NH)	DMH3030F-D
4" NPT	4½" NST (NH)	DMH4045F-D
	6" NST (NH)	DMH6060F-D

- All adapters are made to approved Dixon® specifications.

Double Male Adapters

Feature:

- other configurations are available, consult Dixon® for information

Pin Lug

Male Thread	Male Thread	Cast Brass Part #
1½" NST (NH)	1½" NST (NH) 1½" NPT	DMP1515F DMP15F15T
1½" NPSH	1½" NPSH 1½" NPT	DMP1515 DMP15S15T
1½" NST (NH)	1½" NPSH	DMP15F15S
2½" NST (NH)	2½" NST (NH) 2½" NPSH 2½" NPT	DMP2525F DMP25F25S DMP25F25T
2½" NPSH	2½" NPSH	DMP2525



Rocker Lug

Male Thread	Male Thread	Cast Brass Part #
1½" NST (NH)	1½" NST (NH) 1½" NPT 1½" NPSH	DMR1515F DMR15F15T DMR15F15S
1½" NPSH	1½" NPSH 1½" NPT	DMR1515 DMR15S15T
2½" NST (NH)	2½" NST (NH)	DMR2525F
2½" NPSH	2½" NPSH	DMR2525



Cam and Groove Hydrant Adapters

Features:

- pin lugs allow for easy connection using standard spanner and hydrant wrenches on pages 795 to 798
- supplied with a Buna-N washer in the threaded end

Female NST (NH) Thread	Male Adapter	Brass Part #	Aluminum Part #
1½"	1½"	HA1515ADP	AHA1515ADP
2½"	2½"	HA2525ADP	AHA2525ADP



Replacement Washers

ID	OD	Thickness	Buna-N Part #
1-9/16"	2-1/16"	1/8"	SW150
2-9/16"	3-3/16"	3/16"	SW250



- All adapters are made to approved Dixon® specifications.

Cam and Groove x NST

Features:

- powder coated aluminum adapter
- for suction and low pressure discharge only
- other sizes, configurations and materials available, contact Dixon® for information



Type A x Female NST (NH)

Adapter Size	Female NST (NH) Thread	Aluminum Part #
1½"	1½"	G150-A-ALNST
2½"	2½"	G250-A-ALNST
3"	2½"	3025-A-ALNST

Type B x Male NST (NH)

Feature:

- Buna seals standard



Coupler Size	Male NST (NH) Thread	Aluminum Part #
1½"	1½"	G150-B-ALNST
2"	1½"	2015-B-ALNST
2½"	2½"	G250-B-ALNST
3"	2½"	3025-B-ALNST

Type D x Female NST (NH)

Feature:

- Buna seals standard



Coupler Size	Female NST (NH) Thread	Aluminum Part #
1½"	1½"	G150-D-ALNST
2"	2½"	2025-D-ALNST
2½"	2½"	G250-D-ALNST
3"	2½"	3025-D-ALNST


Type F x Male NST (NH)



Adapter Size	Male NST (NH) Thread	Aluminum Part #
1½"	1½"	G150-F-ALNST
2"	2½"	2025-F-ALNST
2½"	2½"	G250-F-ALNST
3"	2½"	3025-F-ALNST

Brass Caps Pin Lug

Features:

- finishes: -P polished, -C polished chrome plated
- NOT intended for pressure applications - for debris and thread protection only 

NST (NH) Thread	Cast Brass Part #
1½"	FC150F FC150F-P FC150F-C
2"	FC200F FC250F FC250F-P FC250F-C
2½"	FC300F FC400F FC450F FC600F
3"	
4"	
4½"	
6"	
NPSH Thread	Cast Brass Part #
1½"	FC150
2"	FC200
2½"	FC250
3"	FC300
4"	FC400
6"	FC600



Rocker Lug

Feature:

- finishes: -P polished, -C polished chrome plated

NST (NH) Thread	Cast Brass Part #
1"	RFC100F
1½"	RFC150F
2½"	RFC250F RFC250F-C
NPSH Thread	Cast Brass Part #
¾"	RFC075
1"	RFC100
1½"	RFC150
2"	RFC200
2½"	RFC250



Brass Test Caps

Features:

- pet cock port supplied with ⅛" NPT
- drain cock port supplied with ¼" NPT

NST (NH) Thread	Brass Part #
2½"	NST250TC



Aluminum Caps with Cable

Rocker Lug

Features:

- other configurations are available, consult Dixon® for information, not all configurations are stocked
- aircraft cable (coated) included

Size	Thread	Extruded Hardcoated Aluminum Part #
1"	NST (NH)	CAP100F-C
1½"		CAP150F-C
2"		CAP200F-C
2½"		CAP250F-C
3"		CAP300F-C
4"		CAP400F-C
4½"		CAP450F-C
5"		CAP500F-C
6"	CAP600F-C	
1"	NPSH	CAP100S-C
1½"		CAP150S-C
2"		CAP200S-C
2½"		CAP250S-C

Fire Fittings & Accessories



Long Handle

NST (NH) Thread	Extruded Hardcoated Aluminum Part #
4"	CAP400F-C-LH
4½"	CAP450F-C-LH
5"	CAP500F-C-LH
6"	CAP600F-C-LH



Aluminum Test Caps

Feature:

- supplied with ¼" NPT drill and tap

Size	Thread	Aluminum Part #
1½"	NST (NH)	CAP150FABS
2"		CAP200FABS
2½"		CAP250FABS
3"		CAP300FABS
4"		CAP400FABS
4½"		CAP450FABS
5"		CAP500FABS
6"		CAP600FABS
1½"	NPSH	CAP150SABS
2"		CAP200SABS
2½"		CAP250SABS
3"		CAP300SABS
4"		CAP400SABS
4½"		CAP450SABS
5"		CAP500SABS
6"		CAP600SABS




Thermoplastic Caps

Caps with Chain

Application:

- prevents entry of foreign material and protects male outlet threads on valves and hydrants

Feature:

- NOT intended to be pressurized 

Size	Thread	Polycarbonate Part #
1½"	NPSH NST (NH)	PFCW150 PFCW150F
2"	NPSH	PFCW200
2½"	NST (NH)	PFCW250F
3"	NST	PFCW300F



Pressurizable Cap with Chains

Feature:

- can be pressurized to **300 PSI**

Size	Thread	Polycarbonate Part #
2½"	NST (NH) Thread	PFC250F



Hydrant Caps

Features:


- 1⅛" pentagonal nut with weep hole
- gasket not included

NST (NH) Thread	Polycarbonate Part #
2½"	PFCW250F-Y
4"	PFCW400F-Y
4½"	PFCW450F-Y



Universal Hose Cap

Features:

- universal push on - pull off cap protects all threads by gripping the valve or outlet on the inside of the waterway
- NOT intended to be pressurized 

Size	Polycarbonate Part #
2½"	PFC250U



Breakable Caps

Polycarbonate

Application:

- prevents entry of foreign material and protects female threads on pin lug fire department inlet connections

Feature:

- used on pin lug females




Size	Polycarbonate Part #
2½"	PBC250

Aluminum

Features:

- for use on fire department inlet connections
- prevents entry of foreign matter and protects female threads
- breakable ears feature permits fast hose connection
- two eyebolts with nuts for attachment to female pin lug swivel
- painted red finish



Size	Aluminum Part #
2½"	ABC250

Specialty Caps

Domestic Caps - Pin Lug

Feature:

- other sizes, threads, and finishes available, call Dixon® for information



Size	Thread	Brass Part #
1½"	NST (NH)	FC150F-D
2½"		FC250F-D

Note: jack chains with S-hooks can be found on page 172

Hydrant Caps

Features:

- pentagon fire hydrant cap
- supplied with chain and ring



Size	Thread	Iron Part #
2½"	NST (NH)	IHC250F
4½"	NST (NH)	IHC450F

Note: jack chains with S-hooks can be found on page 172

Specialty Caps

Plugs with Cable - Rocker Lug

Feature:

- NC: no cable option available

Size	Extruded Hardcoated Aluminum	
	NST (NH) Part #	NPSH Part #
1½"	PLUG150F-C	PLUG150S-C
2½"	PLUG250F-C	PLUG250S-C
3"	PLUG300F-C	PLUG300S-C
4"	PLUG400F-C	---
4½"	PLUG450F-C	---
5"	PLUG500F-C	---
6"	PLUG600F-C	---



Fire Fittings & Accessories

Cap Test Gauges

Application:

Used for testing hose or static pressure on hydrants or trucks

Features:

- rocker lug swivel
- petcock to release pressure
- supplied with a 0-300 PSI glycerine 3½" diameter gauge

NST (NH) Thread	Hardcoated Aluminum Part #
1½"	AFC150F-TGWP
2½"	AFC250F-TGWP



FDC Plugs

Features:

- fits standard 2½" NST (NH) female swivel
- withstands wide range of temperatures from -4°F to 200°F (-20°C to 93°C)
- 1½" pentagonal nut with weep hole to allow for drainage
- removed from FDC with adjustable hydrant wrench

Size	Thread	Polycarbonate Part #
1½"	NST (NH)	PP150F
2½"	NST (NH)	PP250F

NEW



Adjust-A-Plug

Features:

- molded red polycarbonate protective plug for swivel connections up to 2½"
- two adjustable metal plates installed in the back of the plug can be mated with your local thread
- plug can be easily removed with a fire department spanner wrench

Polycarbonate Part #
PAP250



front




back

Brass Plugs

Pin Lug

Features:

- finishes: -P polished, -C polished chrome plated
- NOT intended for pressure applications - for debris and thread protection only 



NST (NH) Thread	Cast Brass Part #
1½"	FP150F FP150F-P FP150F-C
2½"	FP250F FP250F-P FP250F-C
3"	FP300F
4"	FP400F
4½"	FP450F
NPSH Thread	Cast Brass Part #
1½"	FP150
2½"	FP250

Rocker Lug

Feature:

- finishes: -P polished, -C polished chrome plated



NST (NH) Thread	Cast Brass Part #
1½"	RFP150F
2½"	RFP250F

Domestic Plugs - Pin Lug



NST (NH) Thread	Brass Part #
1½"	FP150F-D
2½"	FP250F-D

Brass Replacement Swivels and Accessories

Features:

- replacement brass swivels for Dixon® fire department connections
- swivel comes with gasket, set screw and ball bearings needed to install on FDC
- other configurations are available, contact Dixon® for information



Size	Female Thread	Brass Part #
2½"	NPSH (2.84x8)	PSNP250S
	NST (NH) (3.07x7.5)	PSNP250NST
3"	NST (NH)	PSNP300NST

- 2½" requires 50 ball bearings, 3" requires 58 ball bearings

Replacement Parts



4600300001

Description	Part #
2½" gasket	SW250
3" gasket	SW300F
ball bearings	4600300001
set screw	4601100418

FSA-Storz x Rigid Female

Features:

- for use wherever a non-valved, locking coupling is required
- anodized components per MIL-A-8625 Type III Class 1
- Buna-N gaskets
- working pressure: **150 PSI at 70°F (21°C)**
- cast aluminum lock lever assembly on 4", 5" and 6"

Storz x NST (NH) Female

Storz Size	NST (NH) Female Thread	6061-T6 Forged Aluminum Part #
1½"	1½"	FSA1515F
2"	1½"	FSA2015F
	2½"	FSA2025F
2½"	2½"	FSA2525F
	3"	FSA3025F
4"	2½"	FSA4025F
	3"	FSA4030F
	4"	FSA4040F
	4½"	FSA4045F
	5"	FSA4050F
	6"	FSA4060F
5"	2½"	FSA5025F
	3"	FSA5030F
	4"	FSA5040F
	4½"	FSA5045F
	5"	FSA5050F
6"	6"	FSA5060F
	6"	FSA6060F



Storz x NPT Female

Storz Size	NPT Female Thread	6061-T6 Forged Aluminum Part #
1½"	1"	FSA1510T
	1½"	FSA1515T
2"	1½"	FSA2015T
	2"	FSA2020T
2½"	1½"	FSA2515T
	2"	FSA2520T
	2½"	FSA2525T
	3"	FSA2530T
3"	3"	FSA3030T
	3"	FSA4030T
	4"	FSA4040T
4"	6"	FSA4060T
	3"	FSA5030T
	4"	FSA5040T
5"	5"	FSA5050T
	6"	FSA5060T
	4"	FSA6040T
6"	6"	FSA6060T



Storz x NPSH Female

Storz Size	NPSH Female Thread	6061-T6 Forged Aluminum Part #
1½"	1½"	FSA1515S
2"	1½"	FSA2015S
2½"	2½"	FSA2525S
4"	4"	FSA4040S



- All adapters are made to approved Dixon® specifications.
- Replacement gaskets can be found on page 794

SFSA - Storz x Swivel Female Adapter - Rocker Lug / Long Handle

Fire Fittings & Accessories

Features:

- anodized components per MIL-A-8625 Type III Class 1
- Buna-N gaskets
- working pressure: **150 PSI at 70°F (21°C)**
- cast aluminum lock lever assembly on 4", 5" and 6"

Storz x NST (NH) Female Swivel

Storz Size	NST (NH) Female Swivel Thread	6061-T6 Forged Alumium Part #
2½"	2½"	SFSA2525F
3"	2½"	SFSA3025F
4"	2½"	SFSA4025F
	3"	SFSA4030F
	4"	SFSA4040F
	4½"	SFSA4045F
5"	6"	SFSA4060F
	2½"	SFSA5025F
	4"	SFSA5040F
6"	4½"	SFSA5045F
	6"	SFSA5060F
	6"	SFSA6060F



Storz x NPSH Female

Storz Size	NPSH Female Swivel Thread	6061-T6 Forged Alumium Part #
2½"	2½"	SFSA2525S
3"	3"	SFSA3030S
4"	4"	SFSA4040S
5"	6"	SFSA5060S



Storz x NST (NH) Female Swivel - Long Handle

Storz Size	NST (NH) Female Swivel Thread	6061-T6 Forged Alumium Part #
4"	4½"	SFSA4045F-LH
5"	4"	SFSA5040F-LH
5"	4½"	SFSA5045F-LH
6"	6"	SFSA6060F-LH



- All adapters are made to approved Dixon® specifications.
- Replacement gaskets can be found on page 794



MSA - Storz x Rigid Male

Storz x NST (NH) Male

Storz Size	NST (NH) Male Thread	6061-T6 Forged Alumium Part #
1½"	1½"	MSA1515F
2"	1½"	MSA2015F
2½"	2½"	MSA2525F
3"	2½"	MSA3025F
4"	2½"	MSA4025F
	4"	MSA4040F
	4½"	MSA4045F
5"	2½"	MSA5025F
	5"	MSA5050F



Fire Fittings & Accessories

Storz x NPT Male

Storz Size	NPT Male Thread	6061-T6 Forged Alumium Part #
1½"	1½"	MSA1515T
2"	1½"	MSA2015T
2½"	2"	MSA2520T
	2½"	MSA2525T
	3"	MSA2530T
3"	3"	MSA3030T
4"	4½"	MSA4025T
	4"	MSA4040T
5"	4"	MSA5040T
6"	6"	MSA6060T



Storz x NPSH Male

Storz Size	NPSH Male Thread	6061-T6 Forged Alumium Part #
1½"	1½"	MSA1515S
2"	1½"	MSA2015S



1½" x 1½"

- All adapters are made to approved Dixon® specifications.



SFSA30 - Storz x Female Swivel 30° Elbow - Rocker Lug



Features:

- anodized components per MIL-A-8625 Type III Class 1
- Buna-N gaskets
- working pressure: **150 PSI at 70°F (21°C)**
- cast aluminum lock lever assembly on 4", 5" and 6"
- screens available for 4" and 5" heads, consult Dixon® for information

Storz Size	NST (NH) Female Swivel Thread	6061-T6 Forged Alumium Part #
4"	4"	SFSA30-4040F
	5"	SFSA30-4050F
	6"	SFSA30-4060F
5"	3"	SFSA30-5030F
	4"	SFSA30-5040F
	4½"	SFSA30-5045F
	6"	SFSA30-5060F

- Replacement gaskets can be found on page 794

SFSA30 - Storz x Female Swivel 30° Elbow - Long Handle



Features:

- anodized components per MIL-A-8625 Type III Class 1
- Buna-N gaskets
- working pressure: **150 PSI at 70°F (21°C)**
- cast aluminum lock lever assembly on 4", 5" and 6"

Storz Size	NST (NH) Female Swivel Thread	6061-T6 Forged Alumium Part #
4"	4½"	SFSA30-4045F-LH
	5"	SFSA30-4050F-LH
	6"	SFSA30-4060F-LH

- Replacement gaskets can be found on page 794

NCS-CSF - 150 lbs. Carbon Steel Flange x Storz



150# Flange	Storz	Carbon Steel Part #
4"	5"	NCS-CSF-STZ450
	6"	NCS-CSF-STZ460
5"	4"	NCS-CSF-STZ540
	5"	NCS-CSF-STZ550
	6"	NCS-CSF-STZ560
6"	4"	NCS-CSF-STZ640
	5"	NCS-CSF-STZ650
	6"	NCS-CSF-STZ660

- For flange dimensions, diagrams and additional information please reference canada.dixonvalve.com.

NCS-CSF - 150 lbs. Carbon Steel Flange x Storz with Cap



150# Flange	Storz	Carbon Steel Part #
5"	6"	NCS-CSF-STZ650C
6"	6"	NCS-CSF-STZ660C

- For flange dimensions, diagrams and additional information please reference canada.dixonvalve.com.

SSA - Storz x Storz Adapter

Features:

- anodized components per MIL-A-8625 Type III Class 1
- Buna-N gaskets
- working pressure: **150 PSI at 70°F (21°C)**
- cast aluminum lock lever assembly on 4", 5" and 6"

Storz Size	Storz Size	6061-T6 Forged Alumium Part #
1½"	2"	SSA1520
	2½"	SSA1525
2"	2½"	SSA2025
	3"	SSA2030
	4"	SSA2540
4"	5"	SSA4050
	6"	SSA4060
5"	6"	SSA5060



SSA30 - Storz x Storz 30° Elbow Adapters

Features:

- anodized components per MIL-A-8625 Type III Class 1
- Buna-N gaskets
- working pressure: **150 PSI at 70°F (21°C)**
- cast aluminum lock lever assembly on 4", 5" and 6"

Storz Size	Storz Size	6061-T6 Forged Alumium Part #
5"	5"	SSA30-550



Dixon Storz Hydrant Conversion Adapters

Features:

- designed to adapt 4½" NH threads found on most hydrants to Storz connection
- secured to hydrant by 3 set screws positioned around the rim
- hydrant side: metal face to seal to gasketed face on hose
- reflective stripe around the rim for ease of night time location

Size	Part #
5" Storz x 4 1/2" NH (NST)	SHA5045F



Storz Accessories

Fire Fittings & Accessories



Threaded Storz Mounting Plates (Bracket)

Storz Size	Anodized Aluminum Part #
1½" - 2½"	SMB1525
4" - 5"	SMB450

Storz Caps

Features:

- 4", 5", 6" supplied with cables
- 1½", 2", 2½", 3" supplied with chains



Storz Size	Aluminum Part #
1½"	SC150-NL
2"	SC200-NL
2½"	SC250-NL
3"	SC300-NL
4"	SC400-NL
4" ABS	SC400ABS¹
5"	SC500-NL
5" ABS	SC500ABS¹
6"	SC600-NL

¹ ABS includes airbleeder/petcock

Storz Gaskets

Features:

- gasket faces should be kept free of sand, grit, etc. and lubricated with O-ring grease or silicone
- pressure seals have a flat face
- suction seals have a beaded face



Storz Size	Buna-N Pressure Part #	Buna-N Suction Part #
1½"	SGS150-NL¹	SGS150-NL
2"	SGP200	SGS200-NL
2½"	SGP250	SGS250-NL
3"	SGP300	SGS300-NL
4"	SGP400	SGS400-NL
5"	SGP500	SGS500-NL
6"	SGS600-NL¹	SGS600-NL

¹ gasket can be used for both pressure and suction service

Storz Locking Device



Description	Part #
metal locking device used on 4" and 5" Storz heads with spring, screw and washer	LOCKINGDEVICE
metal locking device used on 6" Storz heads with spring, screw and washer	LOCKINGDEVICE6

Wrenches Universal Spanner

Features:

- for ¾" to 3" pin lug and rocker lug couplings
- includes gas cock shutoff, pry bar and belt hook eye
- overall length 11 7/8"

<i>Aluminum</i>	Pkg Qty
Part #	
USW	25



Universal

Features:

- for pin lug or rocker lug couplings 1" - 4 1/2"
- a gas cock shutoff is provided in the handle
- red epoxy painted
- overall length 11 3/4"

<i>Iron</i>
Part #
233



Hole Type Spanner

Features:

- designed for use on ¾" and 1" booster hose couplings
- overall length is 7 1/2"

<i>AL-MAG 35</i>
Part #
HTSW



Storz Hydrant

Features:

- fits 4" and 5" Storz
- ductile iron head
- knurled chrome plated handle
- manganese bronze adjustable jaw
- includes adjustable hydrant nut wrench

Part #
SAHW



Folding Pocket Spanner

Features:

- for pentagon nuts up to 1 3/4"
- built-in spanner for pin or rocker lug couplings
- overall length 16 1/4"

Material	Part #
<i>aluminum</i>	PSW
<i>brass</i>	PSW-B
<i>die cast zinc</i>	PSW-Z
<i>yellow plastic</i>	PSW-Y



Adjustable Hydrant

Features:

- fits ¾" to 3" rocker lug and pin lug couplings
- a compact wrench easily carried in your jacket pocket

<i>Aluminum</i>	Pkg Qty
Part #	
AHW	20



Wrenches

Pigtail Adjustable Hydrant

Feature:

- double spanner head fits pin lug or rocker (sensible) lug couplings, pentagon nuts up to 1½" from point to flat, 1½" - 6" rocker lug caps, 2" - 4½" pin lug caps, and square nuts up to 1½"



Part #

AHWPT

Fire Fittings & Accessories

Heavy Duty Adjustable Hydrant

Features:

- for pentagon hydrant nuts up to 1¾" from point to flat
- notched to fit 1¼" square hydrant nut
- spanner for pin lug and sensible (rocker) lug couplings, 1½" thru 6"
- plated iron head, ⅞" plated steel handle
- overall length 18"



Part #

189

Pkg Qty

15

Double Head Adjustable Hydrant

Features:

- for pentagon hydrant nuts up to 1½" and square heads up to 1½"
- fits ¾" - 6" rocker lug or pin lug couplings, can also be used for long handle couplings
- ductile iron head with a deeply knurled chrome plated steel handle
- replaceable adjustable jaw is made of manganese bronze
- overall length 19½"



Part #

189DH

5 Hole Hydrant

Features:

- 5 pentagon holes designed to fit common hydrant nut sizes
- built-in spanner for pin or rocker lug couplings
- overall length: 14¼"



Plated Iron

Part #

PHW

Pkg Qty

25

Grip-All Spanner

Features:

- fits ¾" - 6" split lug, rocker lug and pin lug couplings
- can be operated in tight quarters
- gas cock shutoff is provided in the handle, handle is shaped to fit your hand allowing a positive grip on the coupling



Aluminum

Part #

GAW

Wrenches

Hydrant

Application:

- used for hydrant work by water works companies and on construction sites

Features:

- overall length 15"
- fits up to 4" pin lug or rocker lug couplings
- complete with pry bar
- 1¼" square hydrant wrench



A356 Aluminum

Part #

DF16-180

Features:

- fits up to 2½" pin lug or rocker lug couplings
- complete with pry bar and 1¼" nut wrench
- lug / drum wrench



A356 Aluminum

Part #

DF16-181

Long Handle Suction Spanner

Features:

- use on long handle, rocker lug, or pin lug couplings from 2½" - 6"
- open end slips over long handles for additional leverage, the claw fits rocker lugs or pin lugs, the other end can be used as a pry or crowbar
- inverted "T" body construction for lighter weight and improved strength
- can be used on Dixon® cam and groove pin lug or trapezoidal lug tank car adapters or 8" pin lug couplings
- overall length 18¾"



Plated Iron

Part #

LHW

Forestry Hose Clamp and Spanner

Features:

- material: cast aluminum and brass
- off-set handle enables the user to easily operate the clamp while wearing gloves
- to be used with lightweight 1" and 1½" hoses for pressures up to 200 PSI
- when clamped onto the hose the brass locking device safely holds the clamp in position, a spanner is an integral part of the clamp
- overall length 10"



Cast Aluminum

Part #

FHCS150

Forestry Pocket Spanners

Features:

- FSW1: for use on 1" hoses only
- FSW2: for 1" and 1½" hose couplings
- overall length 5"
- meets USFDA specification 5100-101C



Aluminum

Part #

FSW1

FSW2

Storz Wrenches

Pin Lug Spanner - Single End



Size	Plated Iron Part #
2"	SW20
2½"	SW25
3"	SW30
4"	SW40
6"	SW60

Pin Lug Spanner - Double End



Size	Plated Iron Part #
1½", 2" x 2½", 3"	SW153

Spanner - Single End



SZW2

- Features:**
- SW1530 fits 1½" - 3" Storz
 - SZW2 for use on 4" and 6" Storz



SW1530

Size	AL-MAG 35 Part #
1½" - 3"	SW1530
4" - 6"	SZW2

Spanner -Double End



SZW2-NL



SW-S400

Used On	Material	Part #
2" - 5"	<i>aluminum</i>	SZW2-NL
2" - 5"	<i>steel</i>	SW-S400

Holder with (2) Wrenches - Double Ended



Description	Material	Part #
2 Storz wrenches (2½" - 5") with bracket	<i>aluminum</i>	SWB-2
2 Storz wrenches (2½" - 5") with bracket	<i>steel</i>	SWB-S-2
4 Storz wrenches (2½" - 5") with bracket	<i>steel</i>	SWB-S-4

Long Handle Short Shank Suction Hose Females

Features:

- powder coated aluminum swivel nut
- for suction and low pressure discharge only



Female Swivel NST (NH)	Hose Size	Powder Coated Aluminum Part #
4"	4"	LHFS400F
4½"	4"	LHFS4045F

Angle and Suction Elbows

Features:

- for use on pump discharge valves, or suction inlets to minimize hose kinking
- rocker lug swivel
- satin brass finish
- -C polished chrome plated



30° elbow



45° elbow

Male NST (NH) Thread	Female NST (NH) Thread	Angle	Brass Part #
2½"	2½"	30°	RSE30250F-C
		45°	RSE45250F
		45°	RSE45250F-C
		90°	RSE90250F
		90°	RSE90250F-C

Continuous Swivel Elbows

Features:

- allows hose to swing when connected
- full waterway reduces friction loss
- short style radius is 2½" measured from the center of the waterway to the end of the discharge thread



Female NPT Thread	Male Thread	Length	Cast Brass Part #
1½"	1½" NST (NH)	2½"	CSES150F
2"	1½" NST (NH)	2½"	CSES2015F
1½"	1½" NPT	2½"	CSES150T

Dixon® Angle and Suction Elbows N54

Features:

- ideal for fire apparatus with front suction connections
- anodized, powder coated aluminum, extruded
- anodized female swivel connections



90° elbow

Male NST (NH) Thread	Female NST (NH) Swivel Thread	Angle	Aluminum Part #
2½"	2½"	30°	N5430-25F25F
		45°	N5445-25F25F
		60°	N5460-25F25F
		90°	N5490-25F25F

- Replacement washers can be found on page 781

Pump Test Headers

Fire Fittings & Accessories



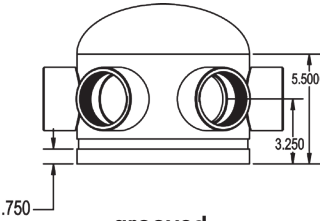
flanged



Features:

- available connections: grooved, flanged and threaded
- certified D1, G1, G6
- other sizes, configurations available, consult Dixon® for information

End Connection	End Size	# of Outlets	Pump Size Max. GPM	Part #
150# flanged	3"	1	300	<i>HVF0301-25</i>
	4"	2	500	<i>HVF0402-25</i>
	6"	3	750	<i>HVF0603-25</i>
	6"	4	1000	<i>HVF0604-25</i>
	6"	6	1000	<i>HVF0606-25</i>
	8"	6	2000	<i>HVF0806-25</i>
grooved	6"	3	750	<i>HVG0603-25</i>
	6"	4	1000	<i>HVG0604-25</i>
	8"	3	750	<i>HVG0803-25</i>
	8"	6	2000	<i>HVG0806-25</i>



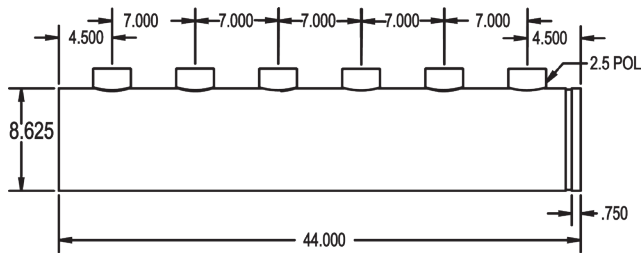
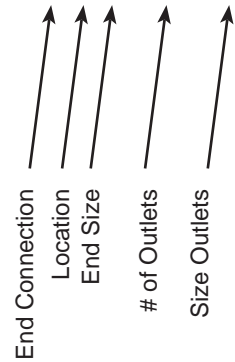
grooved

Manifolds



Model Number Breakdown

T98060-30



End Connection		Location		End Size		# of Outlets		Outlet Size	
T	threaded	E	End	40	4"	20	2	25	2½" FNPT
G	grooved	B	Back	60	6"	30	3	30	3" FNPT
F	flanged	9	90°	80	8"	40	4	---	---
---	---	---	---	---	---	60	6	---	---



Two Way Male Outlet - Roof Connections

Features:

- Used to create roof connections, fire pump test connections, wall hydrants or sidewalk (free standing) hydrants
- provides 250 GPM minimum per outlet
- UL listed
- maximum operating pressure: **175 PSI at 70°F (21°C)**
- other configurations are available, contact Dixon® for additional information

back outlet

Pipe Size	(2) Outlets Male	Cast Brass Part #
4"	2½" NPT	IRC4025
	2½" NPT	FRC4025
	2½" NST (NH)	IRC4025F
	2½" NST (NH)	FRC4025F
6"	2½" NPT	FRC6025
	2½" NST (NH)	FRC6025F

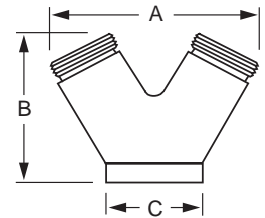


Groove Size	(2) Outlets Male	Cast Brass Part #
4"	2½" NST (NH)	IRC4025GF



Dimensions

Size	A	B	C
4" x 2½" x 2½"	7-7/8"	5-3/16"	5-1/4"
6" x 2½" x 2½"	8-3/16"	6-3/8"	7-5/8"



Two Way Male Outlet - Roof Connections



Fire Fittings & Accessories

Features:

- Used to create roof connections, fire pump test connections, wall hydrants or sidewalk (free standing) hydrants
- provides 250 GPM minimum per outlet
- UL listed
- maximum operating pressure: **175 PSI at 70°F (21°C)**

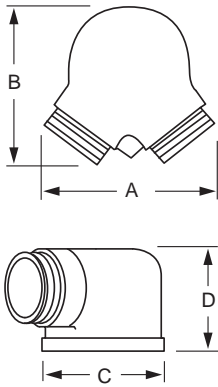


90° bottom outlet

Pipe Size	(2) Outlets Male	Cast Brass Part #
4"	2½" NPT	90IRC4025
	2½" NPT	90FRC4025
	2½" NST (NH)	90IRC4025F
	2½" NST (NH)	90FRC4025F
6"	2½" NPT	90FRC6025
	2½" NST (NH)	90FRC6025F



Groove Size	(2) Outlets Male	Cast Brass Part #
4"	2½" NPT	90IRC4025G
	2½" NST(NH)	90IRC4025GF



Dimensions

Size	A	B	C	D
4" x 2½" x 2½"	7½"	6¾"	5⅛"	4½"
6" x 2½" x 2½"	9"	8½"	7½"	5"

Three Way Male Outlet - Roof Connections

Features:

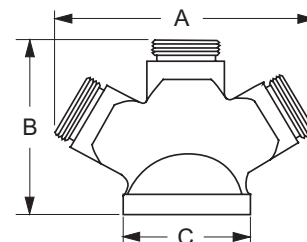
- used to create roof connections, or fire pump test connections
- provides 250 GPM minimum per outlet

back outlet

Pipe Size	(3) Outlets Male	Cast Brass Part #
4"	2½" NPT	FR3C4025
6"	2½" NPT 2½" NST (NH)	FR3C6025 FR3C6025F

Dimensions

Size	A	B	C
4" x 2½" x 2½" x 2½"	12¾"	8¾"	5¼"
6" x 2½" x 2½" x 2½"	15⅝"	9¾"	7⅞"



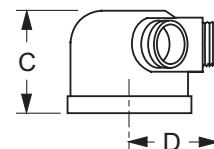
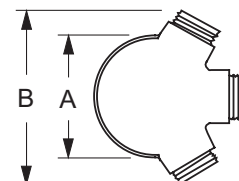
Fire Fittings & Accessories

bottom outlet

Pipe Size	(3) Outlets Male	Cast Brass Part #
4"	2½" NPT 2½" NST (NH)	90FR3C4025 90FR3C4025F
6"	2½" NPT 2½" NST (NH)	90FR3C6025 90FR3C6025F

Dimensions

Size	A	B	C	D
4" x 2½" x 2½" x 2½"	7¾"	11¾"	4-7/16"	6¼"
6" x 2½" x 2½" x 2½"	7¾"	11¾"	4-7/16"	6¼"



Sleeve for Sidewalk (free standing) Connections

Features:

- used in conjunction with a sidewalk escutcheon and a 90° double clapper Siamese to create a sidewalk (free standing) fire department connection
- finishes: -P polished, -C polished chrome plated

Pipe Size	Length	Brass Part #
4"	18"	SS418-P
	18"	SS418-C
	24"	SS424-P
	24"	SS424-C
6"	18"	SS618-P
	18"	SS618-C
	24"	SS624-P
	24"	SS624-C



Single Clapper Siamese Connections

Features:

- single swing clapper with (2) pin lug swivel inlets
- provides 500 GPM minimum to supplement the fire protection as an auxiliary inlet connection to the water supply (250 GPM minimum per inlet)
- design provides unobstructed waterway
- exposed Fire Department Connections (FDC) provide an economical method of satisfying local fire codes
- branding: Auto-Spkr
- finishes: -P polished or -C polished chrome plated
- maximum operating pressure: **250 PSI at 70°F (21°C)**
- replacement swivels can be ordered on page 788

Fire Fittings & Accessories



back outlet

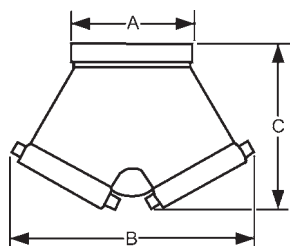
Feature:

- UL listed and FM approved

Outlet Female NPT Thread	(2) Inlets Female Thread	Cast Brass Part #
4"	2½" NST (NH)	SCS4025F
4"	2½" NST (NH)	ISCS4025F¹

¹ imported

Dimensions



Size	A	B	C
4" x 2½" x 2½"	5⅝"	9"	6-1/16"

- dimensions match SCS4025F



bottom outlet

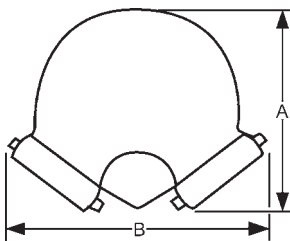
Feature:

- UL listed

Outlet Female NPT Thread	(2) Inlets Female Thread	Cast Brass Part #
4"	2½" NST (NH)	90SCS4025F
4"	2½" NST (NH)	90ISCS4025F¹

¹ imported

Dimensions



Size	A	B
4" x 2½" x 2½"	6⅞"	9⅞"

- dimensions match 90SCS4025F

Double Clapper Siamese Connections



Features:

- double drop clapper with (2) pin lug swivel inlets provides required 500 GPM minimum to supplement the fire protection as an auxiliary inlet connection to the water supply (250 GPM minimum per inlet)
- exposed Fire Department Connections (FDC) provide an economical method of satisfying local fire codes
- maximum operating pressure: **175 PSI at 70°F (21°C)**
- finish: -P polished or -C polished chrome plated
- UL listed and FM approved

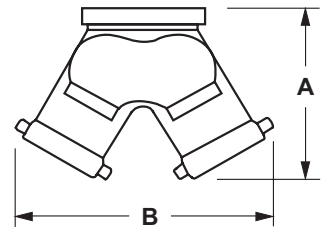
back outlet

Outlet Female NPT Thread	(2) Inlets Female Thread	Branding	Cast Brass Part #
4"	2½" NST(NH)	AutoSprinkler	DCS4025F
		AutoSprinkler	DCS4025F-P
		AutoSprinkler	DCS4025F-C
		StandPipe	DCS4025F-SP
	No Branding	DCS4025F-NB	
6"	3" NST(NH)	AutoSprinkler	DCS4030F
	2½" NST(NH)	AutoSprinkler	DCS6025F
		StandPipe	DCS6025F-SP



Dimensions

Size	A	B
4" x 2½" x 2½"	9⅝"	12¼"
6" x 2½" x 2½"	10¼"	11¾"
4" x 3" x 3"	10"	12½"
6" x 3" x 3"	10⅝"	12½"



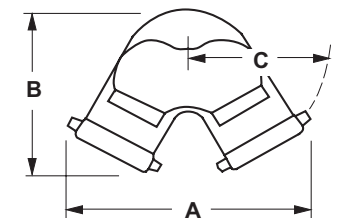
bottom outlet

Outlet Female NPT Thread	(2) Inlets Female Thread	Branding	Cast Brass Part #
4"	2½" NST(NH)	AutoSprinkler	90DCS4025F
		AutoSprinkler	90DCS4025F-P
		AutoSprinkler	90DCS4025F-C
		StandPipe	90DCS4025F-SP
	No Branding	90DCS4025F-NB	
6"	3" NST(NH)	AutoSprinkler	90DCS4030F
	2½" NST(NH)	AutoSprinkler	90DCS6025F
		StandPipe	90DCS6025F-SP



Dimensions

Size	A	B	C
4" x 2½" x 2½"	11¾"	9⅝"	7¼"
6" x 2½" x 2½"	11¾"	10¾"	7¼"
4" x 3" x 3"	12½"	10⅝"	7½"
6" x 3" x 3"	12¼"	10⅝"	7¼"



- special threads, branding and finishes are available, consult Dixon® for information
- replacement swivels can be ordered on page 788

Triple Clapper Siamese Connections

Features:

- branding: see below
- finishes: -P polished or -C polished chrome plated
- maximum operating pressure: **175 PSI at 70°F (21°C)**

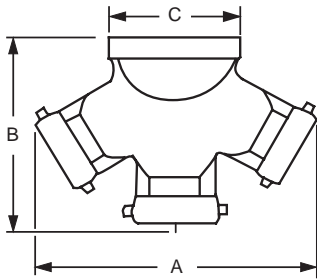


polished

back outlet

Outlet Female NPT Thread	(3) Inlets Female NST (NH) Thread	Branding	Cast Brass Part #
4"	2½"	AutoSprinkler StandPipe No Branding	TCS4025F TCS4025F-SP TCS4025F-NB
6"	2½"	AutoSprinkler StandPipe No Branding	TCS6025F TCS6025F-SP TCS6025F-NB

Dimensions



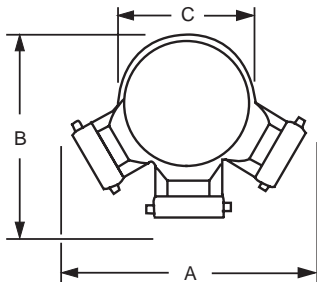
Size	A	B	C
4" x 2½" x 2½" x 2½"	13¾"	10½"	5"
6" x 2½" x 2½" x 2½"	13¾"	10½"	7½"

bottom outlet



Outlet Female NPT Thread	(3) Inlets Female NST (NH) Thread	Branding	Cast Brass Part #
4"	2½"	AutoSprinkler No Branding	90TCS4025F 90TCS4025F-NB
6"	2½"	AutoSprinkler No Branding	90TCS6025F 90TCS6025F-NB

Dimensions



Size	A	B	C
4" x 2½" x 2½" x 2½"	14½"	11½"	7⅝"
6" x 2½" x 2½" x 2½"	14½"	11½"	7⅝"

- special threads, branding and finishes are available, consult Dixon® for information
- replacement swivels can be ordered on page 788

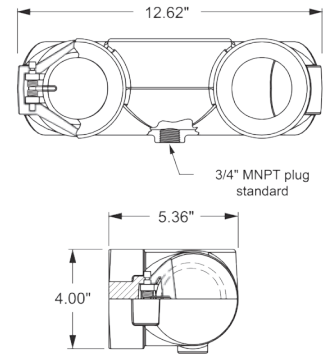
Reversible Concealed Angle Siamese Body



Features:

- fully reversible with a perpendicular trunnion allowing one body to be installed for top and bottom connections
- UL listed
- approved by New York City Board of Standards and Appeals
- maximum operating pressure: **250 PSI at 70°F (21°C)**
- bodies require wall plate **WP2** see page 810

Outlet Female NPT Thread	(2) Inlets Female NPT Thread	Brass Part #
4"	2½"	4025REV90
4"	3"	4030REV90



Fire Fittings & Accessories

Reversible Concealed Angle Siamese Body

Features:

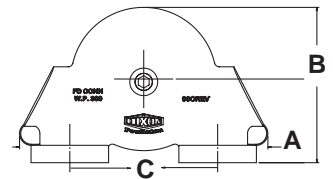
- fully reversible with a perpendicular trunnion allowing one body to be installed for top and bottom connections
- replaces 23-391 bodies
- maximum operating pressure: **250 PSI at 70°F (21°C)**

Outlet Female NPT Thread	(2) Inlets Female NPT Thread	Brass Part #
5"	2½"	90CREV5025
5"	3"	90CREV5030
6"	2½"	90CREV6025
6"	3"	90CREV6030



Dimensions

Size	A	B	C
5" x 3" x 3"	12"	9½"	7 ⁵ / ₈ "
6" x 2½" x 2½"	12"	7¼"	7 ⁵ / ₈ "
6" x 3" x 3"	12"	9½"	7 ⁵ / ₈ "





Concealed Two - Way Wall Hydrant Body

Features:

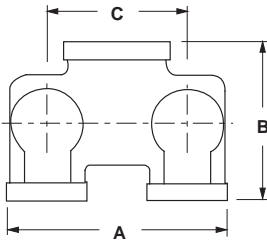
- provides 500 GPM minimums at 250 GPM per inlet (ref NFPA 14)
- drop clappers provide unobstructed waterway
- flush design is desirable when appearance is a factor
- UL listed
- double clapper
- 7⁵/₈" center-line
- bodies require wall plate **WP2** (24-385), see page 810



back outlet

Outlet Female NPT Thread	(2) Inlets Female NPT Thread	Brass Part #
4"	2½"	CDMHCB40225
4"	3"	CDMHCB40230
5"	3"	CDMHCB50230
6"	2½"	CDMHCB60225
6"	3"	CDMHCB60230

Dimensions



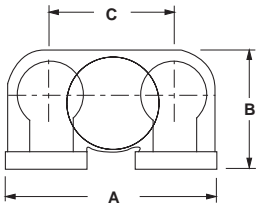
Size	A	B	C
4" x 2½" x 2½"	11-1/8"	6"	7 ⁵ / ₈ "
4" x 3" x 3"	12-1/4"	8-1/8"	7 ⁵ / ₈ "
5" x 3" x 3"	11-13/16"	7-5/16"	7 ⁵ / ₈ "
6" x 2½" x 2½"	11-1/8"	7-3/8"	7 ⁵ / ₈ "
6" x 3" x 3"	12-1/4"	8-1/4"	7 ⁵ / ₈ "

bottom outlet



Outlet Female NPT Thread	(2) Inlets Female NPT Thread	Brass Part #
5"	3"	90CDMHCB50230
6"	2½"	90CDMHCB60225
6"	3"	90CDMHCB60230

Dimensions



Size	A	B	C
5" x 3" x 3"	12"	9½"	7 ⁵ / ₈ "
6" x 2½" x 2½"	12"	7¼"	7 ⁵ / ₈ "
6" x 3" x 3"	12"	9½"	7 ⁵ / ₈ "

Spring Check Type Snoots - Pin Lug

Features:

- finishes: -P polished, -C polished chrome plated
- other configurations are also available, consult Dixon® for information
- maximum operating pressure: **175 PSI at 70°F (21°C)**

female outlet

Features:

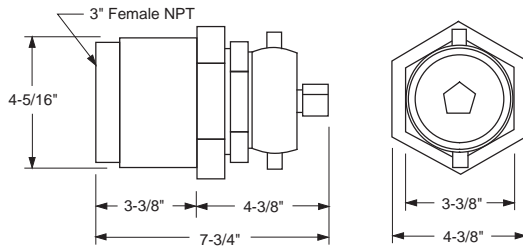
- female NPT rigid with hexagon by female hose thread to swivel
- connections are attached to the bodies with pipe nipples (not included)

Outlet Female NPT Thread	Inlet Female NST (NH) Thread	Cast Brass Part #
3"	2½"	CSSTF25F30T-P
3"	2½"	CSSTF25F30T-C
3"	3"	CSSTF30F30T-P



polished chrome plated

Dimensions



male outlet

Features:

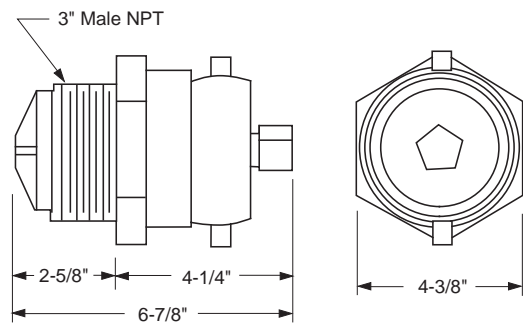
- finishes: -P polished, -C polished chrome plated
- male NPT x 2½" female hose thread to swivel
- used when a direct connection to bodies is desired

Outlet Male NPT Thread	Inlet Female NST (NH) Thread	Cast Brass Part #
3"	2½"	CSSTM25F30T-P
	2½"	CSSTM25F30T-C
	3"	CSSTM30F30T-P
	3"	CSSTM30F30T-C



polished

Dimensions



- Under no circumstances should a check snoot be installed directly into a pipe, as this may prevent the snoot from opening. Install directly into the appropriate standpipe body only.





Clapper Type Snoots - Pin Lug

Features:

- finishes: -P polished, -C polished chrome plated
- other sizes and threads are available, consult Dixon® for information



polished chrome plated



polished


Outlet Female NPT Thread	Inlet Female NST (NH) Thread	Cast Brass Part #
3"	2½"	CSCTF25F30T-P
3"	2½"	CSCTF25F30T-C

Outlet Male NPT	Inlet Female NST (NH)	Cast Brass Part #
3"	2½"	CSCTM25F30T-P
3"	2½"	CSCTM25F30T-C

Wall Plate for Double Clapper Siamese Assemblies

Features:

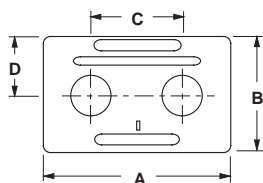
- finishes: -P polished, -C polished chrome plated
- 4-hole and 6-hole wall plates available, consult Dixon® for information



Hole Size	Branding	Brass Part #
3⅝"	AutoSprinkler AutoSprinkler	WP2HAS-P WP2HAS-C
	StandPipe StandPipe	WP2HSP-P WP2HSP-C
	AutoSprinkler StandPipe Combo AutoSprinkler StandPipe Combo	WP2H-ASSP-P WP2H-ASSP-C
	Hydrant	WP2H-HY-P
	PumpTest PumpTest	WP2H-PT-P WP2H-PT-C

Dimensions

Hole Size	A	B	C	D
3⅝"	14"	8"	7⅝"	4-15/16"



Wall Plate for Concealed Three Way Bodies

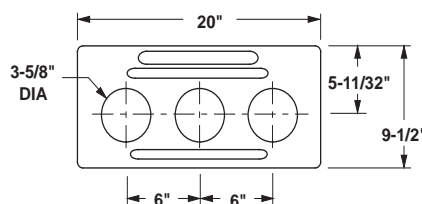
Features:

- finishes: -P polished, -C polished chrome plated
- 4-hole and 6-hole wall plates available, consult Dixon® for information



Hole Size	Positioned	Branding	Brass Part #
3⅝"	Horizontal	AutoSprinkler	WP3HAS-P
	Horizontal	AutoSprinkler	WP3HAS-C
	Horizontal	StandPipe	WP3HSP-P
	Horizontal	StandPipe	WP3HSP-C

Dimensions



Double Clapper Concealed Type Siamese Assemblies   

Features:

- fully reversible with a perpendicular trunnion allowing one body to be installed for top and bottom connections
- branded: 'standpipe', 'auto-sprkr', 'auto-sprkr.-standpipe'
- finishes: -P polished or -C polished chrome plated
- maximum operating pressure: **250 PSI**
- complete unit consisting of the following six parts: (1) 4025REV90, or 4030REV90, or 90CREV6025, (1) 24-385 plate, (2) 23-270 double female connections, (2) 17-127 plugs with chains

Outlet Female NPT Thread	(2) Inlets Female NST (NH) Thread	Branding	Cast Brass Part #
4"	2½"	AutoSprinkler	2WCA4025F-P
4"	2½"	StandPipe	2WCA4025F-SP-P
4"	2½"	AutoSprinkler	2WCA4025F-C
4"	2½"	StandPipe	2WCA4025F-SP-C
4"	3"	AutoSprinkler	2WCA4030F-P
6"	2½"	AutoSprinkler	2WCA6025F-P
6"	2½"	StandPipe	2WCA6025F-SP-P
6"	2½"	AutoSprinkler	2WCA6025F-C
6"	2½"	StandPipe	2WCA6025F-SP-C

- other branding and finishes are also available, consult Dixon® for information



Fire Fittings & Accessories

Two Way Sidewalk Siamese Assemblies   

Features:

- UL listed, FM approved
- finishes: -P polished or -C polished chrome plated
- complete unit consists of: (1) 21-133 90° Siamese body, double clapper, (2) 17-127 pin lug plugs with chains, (1) 23-404 sleeve, (1) 24-405 escutcheon plate

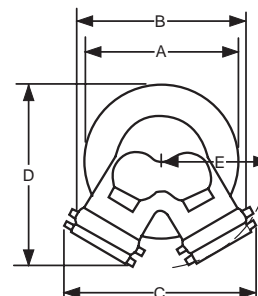
Outlet Female NPT Thread	(2) Inlets Female Thread	Cast Brass Part #
4"	2½"	2WSA4025F
4"	2½"	2WSA4025F-SP
6"	2½"	2WSA6025F
6"	2½"	2WSA6025F-SP



Dimensions

Size	A	B	C	E	F
4" x 2½" x 2½"	9¼"	10⅝"	10¾"	10⅝"	6⅝"
6" x 2½" x 2½"	11¼"	10½"	11¾"	13"	7¼"

Note: some components UL listed/FM approved, not entire assembly



Single Inlet Residential Sprinkler Connection



Application:

- complete single inlet connection (exposed type) used on residential automatic sprinkler systems

Features:

- complete unit consists of: (1) 17-127 1½" pin lug plug with chain and (1) 24-209 4-7/16" OD round escutcheon plate with swivel

Inlet Female NST (NH) Thread	Outlet Female NPT Thread	Cast Brass Part #
1½"	1½"	RIC150F

Single Inlet Connections

Features:

- provides a complete exposed single inlet connection
- finish: -P polished or -C polished chrome plated
- complete unit consists of: (1) 24-209 round plate branded Auto Sprinkler, (1) 23-270 double female or 09-215 male and female connection, (1) 17-127 pin lug plug with chain
- rigid hexagon end of either connection is 2½" NPT
- swivel end



Inlet Female NST (NH) Thread	Outlet Female NPT Thread	Brass Part #
2½"	2½"	SIC250F
2½"	2½"	SIC250F-P
2½"	2½"	SIC250F-C

Single Hydrant Connection

Features:

- finish: -P polished or -C polished chrome plated
- complete unit consists of: (1) 24-209 round plate branded 'Wall Hydrant', (1) 23-272: 2½" female and male connection, (1) 17-126 cap with chain



Inlet Female NPT Thread	Outlet Male NST (NH) Thread	Cast Brass Part #
2½"	2½"	MOCA250F

Exposed Two Way Wall Hydrants

Features:

- finish: -P polished or -C polished chrome plated
- DMOCA40225F consists of: (1) REP400HY round plate branded 'Wall Hydrant', (1) FRC4025F: 2½" female and male connection, (2) FC250F cap with chain
- DMOCA60225F consists of: (1) REP600HY round plate branded 'Wall Hydrant' (1) FRC6025F: 2½" female and male connection, (2) FC250F cap with chain



Inlet Female NPT Thread	(2) Outlets Male NST (NH) Thread	Cast Brass Part #
4"	2½"	DMOCA40225F
6"	2½"	DMOCA60225F

Round **Identification Plates**

Features:

- used to trim out and identify exposed fire department connections
- for Siamese, made in 9¼" diameter for 4" pipe and 11¼" diameter for 6" pipe
- finishes: -P polished, -C polished chrome plated

Pipe Size	Branding	Cast Brass Part #
2½"	Auto-Sprinkler	REP250AS
	Auto-Sprinkler	REP250AS-P
	Auto-Sprinkler	REP250AS-C
	Wall Hydrant	REP250HY
	Pump Test	REP250PT
	Standpipe	REP250SP
	Standpipe	REP250SP-P
	Standpipe	REP250SP-C
	4"	Auto-Sprinkler
Auto-Sprinkler		REP400AS
Auto-Sprinkler		REP400AS-P
Auto-Sprinkler		REP400AS-C
Wall Hydrant		REP400HY
Standpipe		REP400SP
Standpipe		REP400SP-P
Standpipe		REP400SP-C
Auto-Sprinkler & Standpipe		REP400AS/SP
6"	Auto-Sprinkler	REP600AS
	Auto-Sprinkler	REP600AS-P
	Auto-Sprinkler	REP600AS-C
	Standpipe	REP600SP
	Standpipe	REP600SP-P
	Standpipe	REP600SP-C

¹ aluminum

Dimensions

Size	OD	Hole Size
2½"	7 ⁵ / ₈ "	3¼"
4"	9¼"	4 ⁵ / ₈ "
6"	11¼"	6 ³ / ₄ "



REP250AS-C



REP250AS-P



REP400AS



British Instantaneous Fittings

Features:

- polished finish
- meets BS336 specifications

Fire Fittings & Accessories

Female x female threads



Female BRIT Thread	Female Thread	Brass Part #
2½"	2½" NST (NH) 2½" NPT	BID250F BID250T

Female x male threads



Female BRIT Thread	Male Thread	Brass Part #
2½"	2½" NST (NH) 2½" NPT	BIB250F BIB250T

Male x female threads



Male BRIT Thread	Female Thread	Brass Part #
2½"	2½" NST (NH) 2½" NPT	BIA250F BIA250T

Male x male threads




Male BRIT Thread	Male Thread	Brass Part #
2½"	2½" NST (NH) 2½" NPT	BIF250F BIF250T

British Instantaneous Fittings

Hose Shanks

Size	Brass Part #
2½" male BRIT x 1½" hose shank	BIE150
2½" male BRIT x 2½" hose shank	BIE250
2½" female BRIT x 1½" hose shank	BIC150
2½" female BRIT x 2½" hose shank	BIC250



Fire Fittings & Accessories

Plug

Size	Brass Part #
2½"	BIDP250

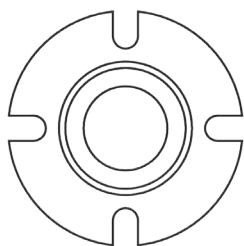


Cap

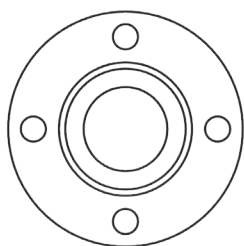
Size	Brass Part #
2½"	BIDC250



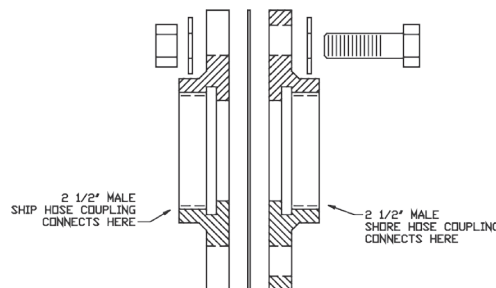
International Shore Connections



ship connection
09-319



shore connection
09-318



Features:

- meets US Coast Guard specifications for vessels 1000 gross tons or more
- makes possible the connection of two different threads between ship and shore or between ships
- 7" OD brass flange with 4¾" holes
- includes 8 washers, 4 hexagon brass nuts, 4 hex head bolts, 1 washer, 1 fiber gasket
- working pressure: **300 PSI**
- NST (NH) threads standard, also available in NPT threads

Description	Brass Part #
shore side	09-318-00001
ship side	09-319-00001



shore side



ship side

Pick Head Fire Axe



Features:

- red trim
- 36" hickory handle
- listed in the minimum requirements approval guides for outfitting hose houses and hose cabinets by insurance underwriters



Description	Part #
6 lb. axe	PHFA6
axe brackets	PHFA-B-A



Sprinkler Line Tester



Feature:

- installs on the last sprinkler head on system branch lines and controls water flow for flushing or testing the system

Inlet	Outlet	Brass Part #
1" female NPT	1" male NPSH	SLT10050

Domestic Cast Angle Valves



Features:

- UL listed and FM approved
- aluminum hand wheel
- working pressure: **300 PSI at 70°F (21°C)**

Female x Male

Inlet Female NPT	Outlet Male Thread	Cast Brass Part #
1½"	1½" NST (NH)	AV150
	1½" NPSH	AV150S
	1½" NPT	AV150T
2½"	2½" NST (NH)	AV250



Female x Female

Inlet Female NPT	Outlet Female NPT	Cast Brass Part #
1½"	1½"	AVF150
2½"	2½"	AVF250

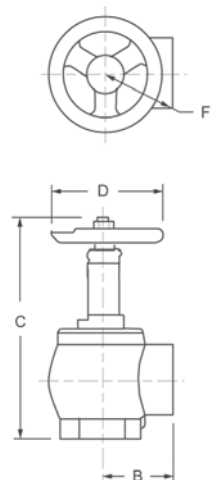


Replacement Parts

Description	Part #
aluminum handwheel for 1½" valve	AV150-W
aluminum handwheel for 2½" valve	AV250-W
handwheel nut for 1½" valve	AV150-N
handwheel nut for 2½" valve	AV250-N
valve seal rubber for 1½" valve	AV150-RBR
valve seal rubber for 2½" valve	AV250-RBR

Dimensions

Size	A	B	C closed	C open	D	F
1½"	2-11/64"	2-7/32"	6⅝"	7-21/32"	3¾"	2-13/16"
2½"	3-3/16"	3-3/16"	9¼"	11"	5"	3-19/32"





Grooved Angle Valves

Application:
 • commercial fire protection

Features:
 • made in the USA
 • easy for contractor to install
 • groove inlet
 • Buna-N gasket
 • working pressure: **300 PSI at 70°F (21°C)**
 • UL listed, FM approved, ULC approved

Description	Cast Brass Part #
groove x male	AVG250F
groove x groove	AVG250G
groove x female	AVGF250



500# Angle Hose Valves

Applications:
 • fire department, gravity and pressure tank connections, test connections, and public water supplies to sprinkler and standpipe systems where it is necessary to access the system for a fire hose connection

Features:
 • designed and approved to manage 500 PSI pressures in piping systems
 • red handwheel
 • FM approved
 • New York City Board of Standards and Appeals, approval # MEA 54-07-E
 • maximum operating pressure: **500 PSI at 70°F (21°C)**



Female x Male

Inlet Female NPT	Outlet Male Thread	Cast Brass Part #
2½"	2½" NST (NH)	AV5-250F

Female x Female



Inlet Female NPT	Outlet Female NPT	Cast Brass Part #
2½"	2½"	AVF5-250



Features:

- NPT inlet thread only
- aluminum handwheel
- working pressure: **300 PSI at 70°F (21°C)**
- UL listed and FM approved
- New York City Board of Standards and Appeals, approval # MEA 54-07-E
- available finishes:
 - cast (standard)
 - polished: -P
 - chrome: -C
- minimum quantity for special thread, consult Dixon®

Female Inlet

Inlet Female NPT	Outlet Male Thread	Cast Yellow DZR Brass Part #
1½"	1½" male NST (NH)	AV150-I
2½"	2½" male NST (NH)	AV250-I



Double Female

Features:

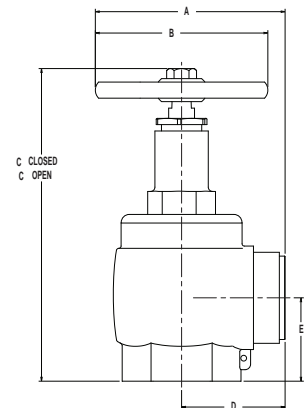
- NPT inlet and outlet
- aluminum handwheel
- working pressure: **300 PSI at 70°F (21°C)**
- New York City Board of Standards and Appeals, approval # MEA 54-07-E
- available finish:
 - cast (standard)
 - polished = -P
 - chrome = -C

Inlet Female NPT	Outlet Female NPT	Cast Yellow DZR Brass Part #
1½"	1½"	AVF150-I
2½"	2½"	AVF250-I



Dimensions

Size	A	B	C closed	C open	D	E	Wt. in Lbs.
1½"	4.13"	3.75"	6.80"	7.78"	2.25"	1.81"	4.4
2½"	5.69"	5.00"	9.00"	10.72"	3.19"	2.59"	9.5





Global Forged Angle Hose Valves

Features:

- to be used with a fire hose rack assembly, or as a fire department outlet connection
- UL listed and FM approved
- red steel handwheel
- maximum operating pressure: **300 PSI at 70°F (21°C)**
- polished or chrome plated parts with other outlet threads are also available, consult Dixon® for information



Female x Male

Inlet Female NPT	Outlet Male Thread	Forged Brass Part #
1½"	1½" NST (NH)	AV151
2½"	2½" NST (NH)	AV251

Female x Female



Inlet Female NPT	Outlet Female NPT	Forged Brass Part #
1½"	1½"	AVF151
2½"	2½"	AVF251

Replacement Parts



Description	Part #
handwheel for 1½" valve	AV151-WR
handwheel for 2½" valve	AV251-WR
handwheel nut for 1½" and 2½" valve	AV251-N
valve seal rubber for 1½" valve	AV151-RBR
valve seal rubber for 2½" valve	AV251-RBR

Non-rising Stem Wedge Disc Gate Valves



Features:

- red iron handwheel, with brass cap and chain
- solid wedge disc with tapered seats
- 2½" UL listed and FM approved
- FM approved
- working pressure: **300 PSI at 70°F (21°C)**
- other configurations are available, contact Dixon® for additional information

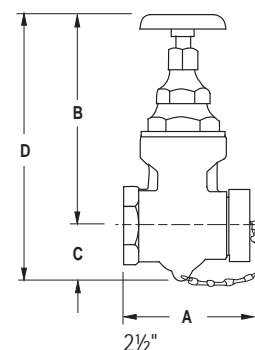
Inlet Female NPT	Outlet Male Thread	UL Listed	Cast Brass Part #
1½"	1½" NST (NH)	no	WDGV150F
2½"	2½" NST (NH)	yes	WDGV250F



Fire Fittings & Accessories

Dimensions

Size	A	B	C	D
1½"	3-49/64"	5⅝"	1⅞"	6⅝"
2½"	6"	10¾"	2½"	13¼"



Global Non-rising Stem Wedge Disc Gate Valves



Features:

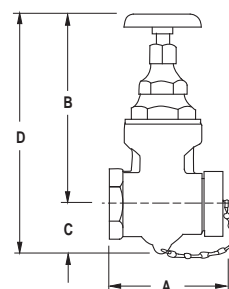
- working pressure: **300 PSI (2069 kPa)**
- custom male thread available
- UL listed and FM approved
- non-rising stem
- cast brass with solid wedge disc and tapered seats
- red iron wheel handle with cap and chain (cap not supplied on non-standard threads)
- alloy = DZR brass
- furnished with 2½" NST brass cap and chain
- available finishes:
 - cast (standard)
 - polished trim - P
 - cast chrome - RC
 - polished chrome trim - C

Inlet Female NPT	Outlet Male NST	UL Listed	Cast DZR Brass Part #
2½"	2½"	yes	GWDGV250F



Dimensions

Size	A	B	C	D
2½"	5"	7¾"	2½"	10"





Non-rising Stem Wedge Disc Gate Valves



Applications:

- for use on standpipes, fire pumps and hydrants

Features:

- satin finish
- red handwheel
- solid wedge disc with tapered seats
- straightway pattern
- UL listed and FM approved
- working pressure: **300 PSI at 70°F (21°C)**

Inlet Female NPT	Outlet Male NST (NH)	Forged Brass Part #
2½"	2½"	WDGV251F
3"	2½"	WDGV3025F

Rising Stem Wedge Disc Gate Valves



Features:

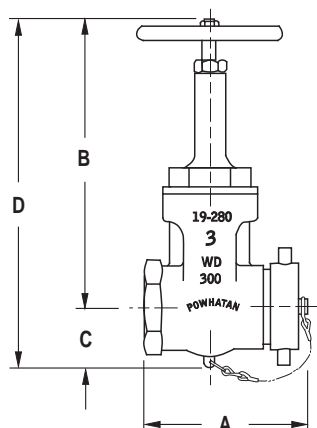
- red iron handwheel, with brass cap and chain
- solid wedge disc with tapered seats
- not recommended for wet standpipe systems, use AV250 (18-157) for this purpose, see page 817
- other configurations are available, contact Dixon® for additional information



Inlet Female NPT	Outlet Male	Working Pressure PSI	Cast Brass Part #
2½"	2½" NST (NH)	200	RWDGV250F
3"	2½" NST (NH)	300	RWDGV3025F¹

¹ UL listed

Dimensions



Size	A	B closed	C	D closed	D open
2½"	6½"	11	2½"	13½"	16¼"
3" x 2½"	6-3/16"	11	2½"	13½"	16¼"



Single Hydrant Gate Valves with Hand Wheel

Application:

- used to throttle the flow from a fire hydrant preventing damage to the hydrant

Features:

- O-ring seal
- UL listed
- for use on standpipes and fire pumps where UL listing is required
- maximum operating pressure: **175 PSI** (water only) at **70°F (21°C)**
- other configurations are available, contact Dixon® for additional information

Inlet Female	Outlet Male	Cast Red Brass Part #
2½" NST (NH)	2½" NST (NH)	UHGV250F
2½" NST (NH)	2½" NST (NH)	UHGV250F-D



Fire Fittings & Accessories

Replacement Part

Description	Part #
handwheel	UHGV250-W



Single Hydrant Gate Valves with Speed Handle

Application:

- used to throttle the flow from a fire hydrant preventing damage to the hydrant

Features:

- pin lug swivel, non-rising stem, aluminum speed handle
- rubber seal
- for use on hydrants, standpipes, and fire pumps
- maximum operating pressure: **175 PSI** (water only) at **70°F (21°C)**
- other configurations are available, contact Dixon® for additional information

Inlet Female	Outlet Male	Cast Red Brass Part #
2½" NST (NH)	2½" NST (NH)	HGV250F
2½" NST (NH)	2½" NST (NH)	HGV250F-D
2½" NST (NH)	2½" NPSH	HGV250



Replacement Part

Description	Aluminum Part #
speed handle	HGV250-H





Single Hydrant Gate Valves with Handwheel

Application:

- protects fire hydrants from damage that can occur if they are used for throttling

Features:

- pin lug swivel, non-rising stem, red handwheel
- metal to metal seal
- UL listed
- for use on hydrants, standpipes, and fire pumps
- maximum operating pressure: **300 PSI** (water only) at **70°F (21°C)**



Inlet Female	Outlet Male	Forged Brass Part #
2½" NST (NH)	2½" NST (NH)	HGVW250F

Replacement Part



Description	Part #
handwheel	HGVW250-W

Hydrant Gate Valves with Speed Handle

Features:

- protects fire hydrants from damage that can occur if they are used for throttling
- full 2½" waterway
- anodized throughout - minimum thickness 0.001"
- test pressure: **250 PSI**, working pressure: **100 PSI** at **70°F (21°C)**



Inlet Female Swivel	Outlet Male	Aluminum Alloy, 356-T6 Part #
2½" NPSH	2½" NPSH	AHGV250F-H
2½" NST (NH)	2½" NST (NH)	AHGV250F

Replacement Part



handwheel and knob

Description	Part #
handwheel and knob	HGV-HDWHL
knob only	HGV-KNOB

Global Hydrant Gate Valves with Speed Handle

Application:

- protects fire hydrants from damage that can occur if they are used for throttling

Features:

- pin lug swivel, non-rising stem, aluminum speed handle
- non-metallic seal
- maximum operating pressure: **175 PSI** (water only) at **70°F (21°C)**



Inlet Female NST (NH)	Outlet Male NST (NH)	Aluminum Alloy Part #
2½"	2½"	AHGV250F-I

Replacement Part



Description	Aluminum Part #
speed handle	AHGV250F-H

Large Diameter (LDH) Gate Valves

Application:

- used on the suction intake and discharge sides of a pumper or on a hydrant

Features:

- 30° elbow needs only 8 easy turns to open and close
- non-rising stem, with an air bleed off
- finish anodized throughout - minimum thickness 0.001"
- maximum operating pressure: **280 PSI at 70°F (21°C)**, without relief valve
- 4½" minimum waterway



Storz x Storz

Inlet Storz	Outlet Storz	Length	Width	Height	Aluminum Alloy, 356-T6 Part #
4"	4"	9"	6¼"	19½"	SGV440
	5"	9"	7¾"	19½"	SGV450
5"	4"	9"	7¾"	19½"	SGV540
	5"	9"	7¾"	19½"	SGV550

- all measurements include handles

Storz x Storz 30° with Air Bleeder

Inlet Storz	Outlet Storz	Length	Width	Height	Aluminum Alloy, 356-T6 Part #
4"	4"	9"	6¼"	20.0"	SGV30-440
	5"	9"	7¾"	20.0"	SGV30-450
5"	4"	9"	7¾"	20.0"	SGV30-540
	5"	9"	7¾"	20.0"	SGV30-550

- all measurements include handles



Storz x Female Swivel

Inlet Storz	Outlet Female NST Swivel	Length	Width	Height	Aluminum Alloy, 356-T6 Part #
4"	4"	9"	6"	19½"	FSGV440F
	4½"	9"	6½"	19½"	FSGV445F
	5"	9"	7"	19½"	FSGV450F
	6"	9"	8"	19½"	FSGV460F
5"	4"	9"	6"	19½"	FSGV540F
	4½"	9"	6½"	19½"	FSGV545F
	5"	9"	7"	19½"	FSGV550F
	6"	9"	8"	19½"	FSGV560F

- all measurements include handles



Wharf Hydrants



Features:

- used to provide a fire department outlet connection
- pentagon nut at top of spindle discourages unauthorized use
- hydrostatically tested
- maximum operating pressure: **300 PSI at 70°F (21°C)**

Inlet Female NPT	Outlet Male NST (NH)	Height Open	Height Closed	Cast Brass Part #
3"	2½"	16.38	14.25	WHYD3025F
4"	2½"	16.38	14.25	WHYD4025F
4"	4½"	18.13	15.63	WHYD4045F

Replacement Parts



hand wheel




pentagon hex nut

Description	Part #
optional hand wheel	46-030-00025
pentagon hex nut	44-251-00006

Forestry Grade ¼ Turn Ball Type Wye Valves



1" - 1½"



2½"

Features:

- cast aluminum swivel inlet, anodized body, hard-coated threads
- built to US Forest Service specifications
- 1" and 1½" for use up to **600 PSI** (water/AFFF only); 2½" for use up to **400 PSI** (water/AFFF only)

Female Thread	(2) Male Threads	Cast Aluminum Part #
1" NPSH	1" NPSH	FWV10S10S
1½" NPSH	1½" NPSH	FWV15S15S
1½" NST (NH)	1½" NST (NH)	FWV15F15F
2½" NST (NH)	1½" NST (NH)	FWV25F15F
2½" NST (NH)	2½" NST (NH)	FWV25F25F

¼ Turn Ball Type Wye Valve

Features:

- rocker lug swivel
- operates easily under high pressure
- handles are not field replaceable
- seals on the ball are field adjustable and field replaceable
- maximum operating pressure: **175 PSI** (water only) at **70°F (21°C)**

Specification:

- meets NSN specifications # 4210-00-255-0234

Inlet Female	(2) Outlets Male	Cast Brass Part #
2½" NST (NH)	1½" NPSH	S7337S



Full Flow ¼ Turn Ball Type Wye Valves

Features:

- recommended for charged pre-connected hose lines
- pin lug swivel
- maximum operating pressure: **175 PSI** (water only) at **70°F (21°C)**
- other configurations are available, contact Dixon® for additional information

Inlet Female Swivel	(2) Outlets Male	Cast Brass Part #
1½" NPSH	1½" NPSH	S7100-15S
1½" NST (NH)	1½" NST (NH)	S7100-15
2½" NST (NH)	1½" NST (NH)	S7100



Leader Line ¼ Turn Ball Type Wye Valve

Features:


- body painted red with chrome trim
- maximum operating pressure: **400 PSI** (water only) at **70°F (21°C)**

Inlet Female NST (NH)	(2) Outlets Male NST (NH)	Brass Part #
2½"	1½"	LLBV2515F



¼ Turn Plug Type Wye Valves

Features:

- pin lug swivel
- maximum operating pressure: **175 PSI** (water only) at **70°F (21°C)**
- not recommended for charged pre-connected hose 

Inlet Female NST (NH)	(2) Outlets Male	Cast Brass Part #
2½"	1½" NST (NH)	S6175
2½"	1½" NPSH	S6175S



2-Way Ball Valves

Fire Fittings & Accessories



1/2"



2 1/2"



3" - 6"

Inlet Female Swivel	(2) Outlet Male	Aluminum Part #
1 1/2" NST (NH)	1 1/2" NST (NH)	FMBV15F15F
1 1/2" NPSH	1 1/2" NPSH	FMBV15S15S
2 1/2" NST (NH)	1 1/2" NST (NH)	FMBV25F15F
2 1/2" NST (NH)	2 1/2" NST (NH)	FMBV25F25F
4" NST (NH)	2 1/2" NST (NH)	FMBV40F25F
4 1/2" NST (NH)	2 1/2" NST (NH)	FMBV45F25F

Plain Wyes with Pin Lugs

Features:

- divides one stream into two
- other configurations are available, contact Dixon® for additional information



Inlet Female	(2) Outlets Male	Cast Brass Part #
1 1/2" NST (NH)	1 1/2" NST (NH)	PW15F15F
1 1/2" NPSH	1 1/2" NPSH	PW15S15S
2 1/2" NST (NH)	1 1/2" NST (NH)	PW25F15F
2 1/2" NST (NH)	2 1/2" NST (NH)	PW25F25F

Straight Globe Valves

Features:

- ideal for wet and combination systems
- used with a fire hose rack assembly, or as a fire department outlet connection
- aluminum handwheel
- maximum operating pressure: **300 PSI at 70°F (21°C)**

Female x Male

Inlet Female NPT	Outlet Male NST (NH)	Cast Brass Part #
1½"	1½"	SGV150F
2½"	2½"	SGV250F



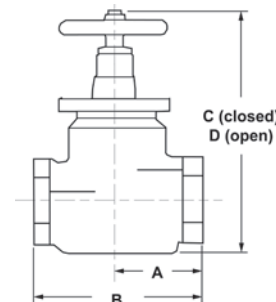
Female x Female

Inlet Female NPT	Outlet Female NPT	Cast Brass Part #
1½"	1½"	SGVF150
2½"	2½"	SGVF250



Dimensions

Size	A	B	C closed	D open
1½"	2¾"	4¾"	7¼"	8"
2½"	3-9/32"	6-9/16"	7¾"	8⅝"




Angled Ball Drip Valves

Features:

- seals automatically under pressure
- installed horizontally, the ball seats at approximately **8-10 PSI**
- working pressure: **175 PSI at 70°F (21°C)**

Male NPT	Male NPT	Brass Part #
½"	½"	ASBDV50
¾"	¾"	ASBDV75



Straight Ball Drip Valves

Application:

- designed to drain the low point of a system

Features:

- place valve between a fire department connection and a swing check valve
- seals automatically under pressure
- install horizontally
- working pressure: **175 PSI at 70°F (21°C)**

Male NPT	Male NPT	Brass Part #
½"	½"	SBDV50
¾"	¾"	SBDV75




Factory Set Pressure Reducing Brass Angle Valves



Fire Fittings & Accessories

Features:

- true combination shut-off and pressure reducing valves
- 1½" reduces inlet pressure of 300 PSI (2069 kPa) or less to working pressures of **10 through 175 PSI** (69-1207 kPa); 2½" reduces inlet pressures of 400 PSI (2758 kPa) or less to working pressures of **20 through 175 PSI** (138-1207 kPa) under discharge or static conditions
- female x female valves have an open / closed indicator bonnet for confirmation of status
- tamper resistant and automatic
- available with a tamper proof switch
- all debris must be flushed from the system prior to being placed into service 
- complete switch, bracket and housing available for field mounting, consult Dixon® for price and availability
- other configurations are available, contact Dixon® for additional information

Specifications:

- UL listed for Automatic Sprinkler Systems as floor or zone control valves
- Standpipe Systems, Class I, II and III
- Automatic Check Valve for Dual Riser Systems
- Approved by New York City Board of Standards and Appeals, approval # MEA 54-07-E
- Approved by City of Los Angeles and the City of San Francisco (ULC 2½")



Female x Male

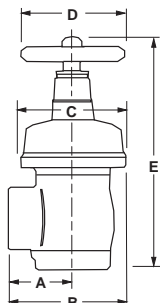
Inlet Female NPT	Outlet Male NST (NH)	Cast Brass Part #
1½"	1½"	NAPRAV150F-15 NAPRAV150F-20 NAPRAV150F-25 NAPRAV150F-30 NAPRAV150F-35
2½"	2½"	NAPRAV250F-55 NAPRAV250F-60 NAPRAV250F-65 NAPRAV250F-70 NAPRAV250F-75 NAPRAV250F-80

Female x Female



Inlet Female NPT	Outlet Female NPT	Cast Brass Part #
1½"	1½"	NAPRAVF150-15 NAPRAVF150-20 NAPRAVF150-25 NAPRAVF150-30 NAPRAVF150-50
2½"	2½"	NAPRAVF250-55 NAPRAVF250-60 NAPRAVF250-65 NAPRAVF250-70 NAPRAVF250-75 NAPRAVF250-80

Dimensions



Size	A	B	C	D	E closed	E open
1½"	2-7/32"	4-5/32"	3 7/8"	3 3/4"	9-25/64"	8-53/64"
2½"	3-7/32"	6-3/32"	5 3/4"	5 3/4"	11 1/8"	10-13/16"

Factory Set Pressure Reducing Brass Standard Globe Valve



Fire Fittings & Accessories

Female x Female

Inlet Female NPT	Outlet Female NPT	Cast Brass Part #
2½"	2½"	NAPRVF250-55 NAPRVF250-60 NAPRVF250-65 NAPRVF250-70 NAPRVF250-75 NAPRVF250-80



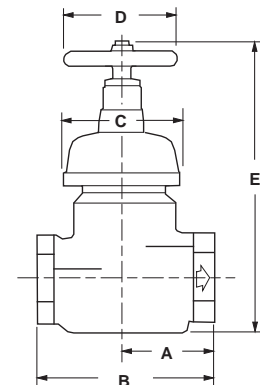
Grooved x Grooved

Inlet Grooved	Outlet Grooved	Cast Brass Part #
2½"	2½"	NAPRVGT250-55 NAPRVGT250-60 NAPRVGT250-65 NAPRVGT250-70 NAPRVGT250-75




Dimensions

Size	Style	A	B	C	D	E closed	E open
2½"	NPT	3⅞"	7¾"	5¾"	5¾"	12¾"	12-13/16"
2½"	grooved	4⅜"	8¾"	5¾"	5¾"	12¾"	12-13/16"



Accessories

Description	Part #
2½" tamper switch bracket kit (bonnet, nut, switch, bracket)	4201901587
switch bracket only	18-458-00017
replacement handles for 1½" valves	AV150-W
replacement handles for 2½" valves	46-030-00025



Factory Set Pressure Reducing (regulating) Valves



Fire Fittings & Accessories

Features:

- (4) drilled and tapped bosses:
 - two on each side for upstream and downstream pressure monitoring
 - saves installation time and provides a cleaner appearance
- 2½" size reduces inlet pressures of **400 PSI** (2758 kPa) or less to desired working pressures from **20** through **175 PSI** (138-1207 kPa) under discharge or static conditions
- UL listed
- tamper switch available

Angle Grooved x Grooved



Inlet Grooved	Outlet Grooved	Cast Brass Part #
2½"	2½"	NAPRAVGT250-55 NAPRAVGT250-60 NAPRAVGT250-65 NAPRAVGT250-70 NAPRAVGT250-75 NAPRAVGT250-80 NAPRAVGT250-85 NAPRAVGT250-95

Angle Grooved x Female



Inlet Grooved	Outlet Female NPT	Cast Brass Part #
2½"	2½"	NAPRAVGFT250-55 NAPRAVGFT250-60 NAPRAVGFT250-65 NAPRAVGFT250-70 NAPRAVGFT250-75 NAPRAVGFT250-80 NAPRAVGFT250-85 NAPRAVGFT250-95

Globe Female x Female



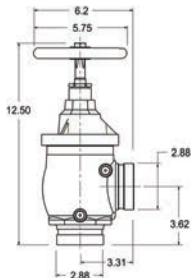
Inlet Female NPT	Outlet Female NPT	Cast Brass Part #
2½"	2½"	NAPRVFT250-55 NAPRVFT250-60 NAPRVFT250-65 NAPRVFT250-70 NAPRVFT250-75 NAPRVFT250-80 NAPRVFT250-85

Globe Grooved x Grooved

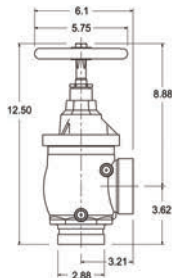


Inlet Grooved	Outlet Grooved	Cast Brass Part #
2½"	2½"	NAPRVGT250-55 NAPRVGT250-60 NAPRVGT250-65 NAPRVGT250-70 NAPRVGT250-75 NAPRVGT250-80 NAPRVGT250-85

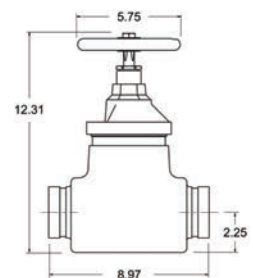
Dimensions



grooved x grooved angle valve



grooved x female angle valve




grooved x grooved globe valve

Field Adjustable Pressure Reducing Valves



Features:

- UL listed
- allows flexibility during installation with the ability to adjust settings once installed as hydraulic conditions change
- used in applications where the inlet pressure is greater than **175 PSI**
- ¼" NPT gauge ports - both sides, drilled and tapped standard
- ⅜" adjusting rod included



uses ⅜" rod:
<30 ft lbs required to adjust

Angle Valves

Inlet	Outlet	Cast Brass Part #
2½" FNPT	2½" MNST	FAPRAV250F
2½" FNPT	2½" FNPT	FAPRAVF250
2½" groove	2½" MNST	FAPRAVG250F
2½" groove	2½" groove	FAPRAVG250G



Straight Valves

Inlet	Outlet	Cast Brass Part #
2½" groove	2½" groove	FAPRVG250
2½" FNPT	2½" FNPT	FAPRVF250



Replacement Parts

Description	Cast Iron Part #
handwheel	46-030-00025

Setting Instructions:

1. Determine desired outlet pressure for known inlet pressure.
2. Remove the tamper-resistant screw and slide the plastic cover up to access the adjusting nut.
3. Use a ⅜" diameter rod in any one of the 6 holes in the adjusting nut and rotate counter clockwise to increase the pressure at the outlet.
4. Check valve under pressure under static and under the anticipated flowing conditions to ascertain that the setting produces the expected results.




Adjustable Pressure Restricting Devices



Features:

- for installation on Class I or Class III standpipe system hose outlets
- device restricts pressure in the piping system to such a degree that hose lines can be handled by persons untrained in the handling of heavy fire streams
- New York City Board of Standards and Appeals, approval # MEA 54-07-E
- 2½" UL listed
- working pressure: **175 PSI at 70°F (21°C)**

Female Thread	Male Thread	Cast Brass Part #
1½" NST (NH)	1½" NST (NH)	APRD150F
2½" NST (NH)	2½" NST (NH)	APRD250F





Domestic Adjustable Pressure Restricting Angle Valves



Application:

- used where flowing water pressure needs to be controlled

Features:

- preset orifices restrict the volume of water thereby lowering the pressure of the flowing water; NFPA requires restricting valves where inlet pressure exceeds 100 PSI
- restricting valve has no effect on the static pressure of a system
- can be manually by-passed if required by opening the valve fully, this is accomplished by breaking the breakable link, which allows the valve stem to rise to the full open position
- breakable link also serves as an indication of valve condition and status; if valve is opened without breaking the link it will resume its previous position and no resetting is necessary
- restricts inlet pressure from 70 PSI up to a maximum of 175 PSI
- restricts down to outlet pressures of 65, 80 or 100 PSI, outlet pressures may be set below 65 PSI when authorized by the local authority having jurisdiction
- restricts only under flow conditions
- setting charts are packed with valve
- UL listed
- New York City Board of Standards and Appeals, approval # MEA 54-07-E
- maximum operating pressure: up to **175 PSI**
- aluminum handwheel
- other configurations are available, contact Dixon® for additional information

Female x Male

Inlet Female NPT	Outlet Male NST (NH)	Cast Brass Part #
1½"	1½"	AVAPR150F
2½"	2½"	AVAPR250F

Female x Female

Inlet Female NPT	Outlet Female NPT	Cast Brass Part #
1½"	1½"	AVAPRF150
2½"	2½"	AVAPRF250



Global Adjustable Pressure Restricting Angle Valves



Application:

- used when flowing water pressure needs to be controlled

Features:

- preset orifices restrict the volume of water thereby lowering the pressure of the flowing water; NFPA requires restricting valves where inlet pressure exceeds 100 PSI
- restricting valve has no effect on the static pressure of a system
- restricting device can be manually by passed if required by opening the valve fully: pull the pin allowing the yoke to fall back from the valve stem which allows valve to be fully opened, when valve needs to be restricted again, slide the yoke back into place to be NFPA compliant

Female x Male

Inlet Female NPT	Outlet Male NST (NH)	Cast Brass Part #
1½"	1½"	AVAPR150F-I
2½"	2½"	AVAPR250F-I

Female x Female


Inlet Female NPT	Outlet Female NPT	Cast Brass Part #
1½"	1½"	AVAPRF150-I
2½"	2½"	AVAPRF250-I

Back Flow Preventer



Features:

- provides maximum protection against backflow caused by back-pressure or back-siphonage from a cross-connection wherein a contaminant hazard exists
- consists of two spring-loaded poppet type check valves and a mechanically independent, hydraulically dependent pressure differential relief valve
- three top mounted test cocks ensure easy access during repair and maintenance
- working pressure: to **175 PSIG**
- temperature range: **33°F to 180°F (.5°C to 82°C)**
- meets Foundation for Cross Connection Control and Hydraulic Research at University of Southern California Manual Section 10, ASSE 1015, AWWA C-510 and CSA B64.4 specifications
- UL listed and FM approved
- create a Fire Hydrant Backflow Preventer by using the **RSMSA25F20T** (page 780) and the **DMH2025F** (page 776)



Fire Fittings & Accessories

NPT Thread	Brass Part #
2"	BFP200

Chicago Pattern Valves

Features:

- aluminum handwheel
- maximum operating pressure: **175 PSI at 70°F (21°C)**



Inlet Male NPT	Outlet Male	Cast Brass Part #
1½"	1½" NST (NH)	CPV150F



Sprinkler Hose Valve



Features:

- aluminum wheel
- UL listed and FM approved for automatic sprinkler and standpipe systems
- working pressure: **175 PSI** (water only) at **70°F (21°C)**

Inlet Male NPT	Outlet Male NST (NH)	Cast Brass Part #
1"	1½"	ASHV1015F

Push Pull Drain Valve



Features:

- direct mount
- 2½" handle length

Inlet	Outlet	Brass Part #
¾" FNPT	¾" FNPT	PPDV75

Automatic Drain Vent Valve



Features:

- attaches to the hose end of a hose rack nipple keeping the hose free of moisture by draining water from a leaky valve; when the valve is opened for use a spring valve closes the drain and directs all water through the hose
- other threads and finishes are available, consult Dixon® for more information

Female NST (NH)	Male NST (NH)	Working Pressure (PSI)	Cast Brass Part #
1½"	1½"	175	ADV150F

Piston Intake Relief Valves

Features:

- standard with a 30° elbow (permitting smoother water flow), adjustable relief valve, retractable knob on hand wheel and air bleed off
- permits safe controlled flow to the intake pump and can also be used to draft
- 9 easy turns open and close the valve
- **280 PSI at 70°F (21°C)**, without relief valve
- 4½" minimum waterway
- finish anodized throughout - minimum thickness 0.001"
- relief valve - double spring, cartridge type, adjustable from **50 to 200 PSI**

Storz x Female Swivel

Storz	Female Swivel NST (NH)	Length	Width	Height	Aluminum Alloy, 356-T6 Part #
4"	4"	12"	8"	17"	FSGR440F
	4½"	12"	8"	17"	FSGR445F
	5"	12"	8"	17"	FSGR450F
	6"	12"	8"	17"	FSGR460F
5"	4"	12"	8"	17"	FSGR540F
	5"	12"	8"	17"	FSGR550F
	6"	12"	8"	17"	FSGR560F



Female Swivel x Male

Male NST (NH)	(2)Female NST (NH) Swivel	Length	Width	Height	Aluminum Alloy, 356-T6 Part #
4"	4"	12"	8"	17"	FMGR40F40F
	4½"	12"	8"	17"	FMGR40F45F
	5"	12"	8"	17"	FMGR40F50F
	6"	12"	8"	17"	FMGR40F60F
4½"	4"	12"	8"	17"	FMGR45F40F
	4½"	12"	8"	17"	FMGR45F45F
	5"	12"	8"	17"	FMGR45F50F
	6"	12"	8"	17"	FMGR45F60F
5"	4"	12"	8"	17"	FMGR50F40F
	4½"	12"	8"	17"	FMGR50F45F
	5"	12"	8"	17"	FMGR50F50F
	6"	12"	8"	17"	FMGR50F60F
6"	6"	12"	8"	17"	FMGR60F60F



Replacement Parts

Description	Part #
handwheel and knob	PV-HDWHL
knob only	PV-KNOB



PV-HDWHL

Butterfly Valves

Storz x Female Swivel

Features:

- permits safe controlled flow to the intake pump, can be used for draft situations
- pressure range: **150-300 PSI** working pressure at **70°F (21°C)**
- water way: 4½", 5", and 6" maximum
- materials: body-ASTN A-126 cast iron, wafer-lightweight aluminum cast 356-T6, , seat - Buna
- ¾" push-pull drain valve
- standard 10-position locking style lever
- finish anodized cast aluminum bolt flanges - minimum thickness 0.001"
- lever handle to center valve is 10¼"
- can be used in either direction (e.g. inlet/outlet)



Storz	Female NST (NH) Swivel	Length	Width	Height	Working Pressure (PSI)	ASTN A-126 Cast Iron Part #
4"	4"	9½"	11"	18"	185	SFBTFLY4040F
	4½"	9½"	11"	18"	185	SFBTFLY4045F
	5"	9½"	11"	18"	185	SFBTFLY4050F
	6"	9½"	11"	18"	185	SFBTFLY4060F
5"	4"	9½"	11"	18"	185	SFBTFLY5040F
	4½"	9½"	11"	18"	185	SFBTFLY5045F
	5"	9½"	11"	18"	185	SFBTFLY5050F
	6"	9½"	11"	18"	185	SFBTFLY5060F
6"	6"	9½"	13"	18"	185	SFBTFLY6060F

L/H - Male x Female Swivel


Features:

- permits safe controlled flow to the intake pump, can be used for draft situations
- standard 10 position lever handle
- ¾" push-pull drain valve standard
- pressure range: **150-300 PSI** at **70°F (21°C)**
- water way: 4½", 5", and 6" maximum
- seat: Buna
- finish: anodized cast aluminum bolt flanges (minimum thickness 0.001")
- lever handle to center valve is 10¼", unit can be used in either direction e.g. inlet/outlet



Male NST (NH)	Female NST (NH) Swivel	Length	Width	Height	Working Pressure (PSI)	ASTN A-126 Cast Iron Part #
4"	4"	9½"	11"	18"	200	FMBTFLY40F40F
4"	4½"	9½"	11"	18"	200	FMBTFLY40F45F
4"	6"	9½"	11"	18"	185	FMBTFLY40F60F
4½"	4½"	9½"	11"	18"	185	FMBTFLY45F45F
5"	4½"	9½"	11"	18"	185	FMBTFLY50F45F
5"	5"	9½"	11"	18"	185	FMBTFLY50F50F
5"	6"	9½"	11"	18"	185	FMBTFLY50F60F
6"	6"	9½"	13"	18"	185	FMBTFLY60F60F

Specialty Products



Fire Hose Coupling Machines and Accessories



Low Level Strainer - Floating Strainer



Dry Hydrants




Barrel and Basket Strainers



Booster Hose Installation Kit



Piston Intake Valve



Suction Hoses

Partial Listing of Powder Coating Colors Available for Wrenches

Contact Dixon Fire at 877.712.6179 for more information.

Black	Dark Blue	Medium Blue	Gray	Red	Orange

Mustard	Yellow	Green	Aqua	Plum	Pink

Petroleum Fuel Nozzles 841 to 849

Ball..... 841
 Gravity utility 842
 Pressure 842
 Overwing aircraft 843
 Large capacity low pressure / gravity 843
 Hose shank hose swivels 844
 Heavy duty hose swivels 844
 MannTek hose swivels..... 844
 Dixon® diesel and gasoline nozzle accessories 845
 Single plane hose swivels..... 845
 Multi plane hose swivels 845
 Breakaways 845
 FuelMaster™ diesel 846
 Big Mouth™ diesel 847
 Farm and consumer 848
 DEF automatic shutoff 849
 High flow fueler 100™ 849

Fire Nozzles 850 to 853

Fog 851
 Industrial fog 850
 Heavy duty industrial fog..... 850
 High pressure industrial fog 850
 Electrical all-fog..... 851
 Factory mutual approved..... 852
 Gaskets..... 852
 Plain hose..... 853
 Industrial washdown 853

Washdown Nozzles 853 to 859

Swivel connectors for washdown spray guns..... 853
 Ball type swivel x hose shank 853
 Straight swivel x hose shank..... 853
 Straight swivel x GHT thread 853
 Hot water washdown spray 854
 Lite washdown spray 854
 Mini spray 855
 Spray 855
 Washdown wand 855
 Temperature indicating spray 856
 Stainless steel industrial grade spray 856
 Brass industrial grade front lever spray 856
 Thermal-Gard™ elevated temperature spray..... 857
 Spray valve and hose assembly..... 857
 Sweeper 858
 Water 858
 Flexible..... 858
 Brass / rubber power flow 858
 Insulated 858

Washdown Nozzles (cont.). 853 to 859

Pistol-grip 858
 Twist 858
 Adjust-A-Power..... 859
 Constant flow nozzle displays 859
 Constant flow nozzle with bumper..... 859

Washdown / Mixing Stations..... 860

Water-steam washdown station 860
 Hot and cold water mixing station..... 860
 Rack for mixing station 860

Pressure Washing 861 to 868

Spray guns 861
 Anti-fatigue..... 861
 Pressure..... 861
 Heavy duty anti-fatigue 861
 Pressure with extension..... 861
 Pressure with hose, nozzle & lance 861
 Spray lances and extensions for pressure gun 862
 Spray lances 862
 Dual spray lances 862
 Molded grip extensions 862
 Vented grip lances 862
 Telescoping lance and belt for pressure gun 863
 Swiveling quick couplings..... 863
 Fixed plugs 864
 Injector nozzles..... 864
 Line strainer..... 864
 High pressure spray soap nozzles 865
 High pressure spray nozzles 865
 Quick connect soap nozzle..... 865
 Quick connect spray nozzle..... 865
 Multi-pack quick connect nozzles 865
 Multi-pack high pressure spray nozzles 865
 Spray nozzle selection guidelines 866
 Turbo nozzles 867
 Nozzle holders..... 867
 Inlet filter for turbo nozzles 867
 Balance release valve 867
 Water broom..... 867
 Unloader valves..... 868
 Thermal relief valve 868
 Safety release valve 868

Ball Nozzles for Bulk Delivery

Features:

- rugged construction, high flow provides rapid fuel oil transfer/delivery
- heavy duty roller ball swivel with low temperature seals freely rotates without leaking at **-40°F (-40°C)** and **100 PSI**
- 3 PSI check valve is included to prevent back flow, 5 PSI is optional

nozzles

Female NPT Inlet	Outlet Type	Anodized Aluminum Part #
1¼"	swivel quick fill nut	BL062
1½"	swivel quick fill nut	BL064
1¼"	1¼" spout	BL066
1½"	1¼" spout	BL068
1½"	1½" spout	BL072
1¼"	1¼" female NPT	BL066NS
1½"	1¼" female NPT	BL068NS
1½"	1½" female NPT	BL072NS
2"	2" spout	BL920



BL062

replacement spouts

Size	Replacement For	Aluminum Part #
1¼"	BL066, BL068	1143A
1½"	BL072, BL919	1125A
2"	BL920	391137



BL072

repair kits

Repair Kits for Ball Nozzles (BL066, BL068, BL072, BL919)

Description	Part #
inlet swivel seal and wear kit	SWMF-RK2
complete inlet swivel rebuild kit	SWMF-RK3
1½" FNPT replacement inlet swivel	SWMF-RK4
1¼" FNPT replacement inlet swivel	SWMF-RK5
1½" BSPP replacement inlet swivel	SWMF-RK6
replacement swivel outlet (BL062, BL064)	BL005
ball valve shaft seal kit	BL-RK4
complete ball nozzle seal kit	BL-RK10
optional check valve 5 PSI spring kit	BL-RK11
standard check valve 3 PSI cartridge kit	BL-RK12



BL072NS

Repair Kits for Super Ball Nozzle (BL920)

inlet swivel grease nipple kit (optional)	SWMF-RK1
inlet swivel seal and wear kit	SWMF-RK22
complete inlet swivel rebuild kit	SWMF-RK32
2" FNPT replacement inlet swivel	SWMF-RK42
1½" FNPT replacement inlet swivel	SWMF-RK52
complete ball nozzle seal kit	BL-RK102
optional check valve 5 PSI spring kit	BL-RK112
standard check valve 3 PSI cartridge kit	BL-RK122
replacement trigger kit	BL-RK13



BL920






Gravity Utility Nozzles

Application:

- for use with 12 volt pumps and gravity flow fittings in economy fuel dispensing applications

Features:

- manual operation (non-automatic)
- Underwriters Listed
- working pressure: **25 PSI**



900



900W34S



900B

Female NPT Inlet	Outlet Type	Die Cast Zinc Aluminum Part #
1"	1" female UNS	900 ¹
	1" straight spout	900S
	1" bent spout	900B
	¾" straight spout	900W34S
	¾" bent spout	900W34B
¾"	¾" straight spout	900S34 ²
	¾" bent spout	900B34 ²

¹ nozzle body only (no spout)

² ¾" nozzle inlet uses 1" x ¾" reducer bushing, supplied

replacement parts

Description	Part #
¾" replacement straight spout	234-80-4
¾" replacement bent spout	234-80-5
1" replacement straight spout	875-4
1" replacement bent spout	875-5
trigger	900TK
plunger and valve assemblies, cap, O-ring	900SK

Pressure Nozzle for Bulk Delivery

Features:

- manual operation (non-automatic) for high pressures and fuel flow up to **100 GPM**
- easy opening dash pot design with shockless closing
- detachable trigger ratchet, packing gland and seal
- bronze trigger



114DNS

Female NPT Inlet	Outlet Type	GPM @ 10 PSI	Aluminum Part #
1¼"	1¼" female NPT	80	114DNS
	1¼" spout	80	114D
1½"	1½" female NPT	100	112DNS
	1½" spout	100	112D

replacement parts

Description	Part #
aluminum replacement spout for 114D	1143A
aluminum replacement spout for 112D	1125A
main poppet, 2nd poppet, cap O-ring, valve stem	112DSK
blank plate to replace ratchet plate if ratchet not required	114DAL-AV-19
main and secondary poppets, cap O-ring, valve stem assembly and packing, sleeve stem packing and nut	114DSK



114D

Overwing Aircraft Nozzles

Features:

- manual operation (non-automatic) for high pressures and fuel flow up to **60 GPM at 20 PSI**
- easy opening dash pot design with shock-less closing
- detachable trigger ratchet, packing gland and seal
- bronze trigger and plastic guard pad to protect wing
- spout comes with cap, spring cord, fine mesh stainless steel screen filter and screw attachment for grounding cable (cable not supplied)

Female NPT Inlet	Outlet Type	Aluminum Part #
1¼"	1" spout	114DAVR
	1¼" spout	114D-AV
1½"	1¼" spout	114DAV-06ASM



114DAV-06ASM

replacement parts

Description	Part #
trigger, bushing, pin and cotter pin	114/2D-TK
main & secondary poppet assemblies, cap	114DAV-SK
O-ring, valve stem assembly	114DAL-AV-25
1" spout assembly	114DAL-AV-16
1¼" spout assembly	114DAL-AV-16

Large Capacity Low Pressure / Gravity Nozzle

Application:

- for low pressure/gravity applications

Features:

- rapid flow due to 1¼" oversize design
- maximum operating pressure: **25 PSI**

Female NPT Inlet	Outlet Type	Aluminum Part #
1¼"	1¼" spout	1250-94



repair kits

Description	Part #
plunger, O-rings, valve seal, valve base, valve plate	1250SK

Hose Shank Hose Swivels

Application:

- for use with petroleum and home heating oil hose

Feature:

- prevents hose twisting or kinking



Male NPT	Shank Size	Bronze Part #
1½"	1½"	1565U
repair kit		
Description		Part #
replacement seal kit and retaining ring		1500SK

Heavy Duty Hose Swivels

Features:

- male NPT x female NPT threaded connections
- heavy duty internal thrust bearing and anti-friction seal design ensures swiveling at **-40°F (-40°C)**
- can be lubricated without disassembly by using the optional grease nipple kit below



Male NPT	Female NPT	Bayloy Part #
1¼"	1¼"	SWMF125
1½"	1½"	SWMF150
2"	2"	SWMF200
repair kits		
Description		Part #
inlet swivel grease nipple kit (optional)		SWMF-RK1
inlet swivel seal and wear kit		SWMF-RK22
complete inlet swivel rebuild kit		SWMF-RK32
2" FNPT replacement inlet swivel		SWMF-RK42
1½" FNPT replacement inlet swivel		SWMF-RK52

MannTek Hose Swivels

Features:

- allows the hose to relax to it's natural rest position while allowing freedom of movement without adding torque stress at the point of connection
- simple design, low maintenance - consists of 2 body halves, ball bearings and a washer
- male NPT x female NPT threaded connections
- FKM seals standard, Chemraz® and Kalrez® optional contact Dixon®
- working pressure: **150 PSI**
- maximum temperature: **300°F (149°C)**



Size	316 Stainless Steel Part #	Aluminum Part #
¾"	HS075SS	HS075AL
1"	HS100SS	HS100AL
1½"	HS150SS	HS150AL
2"	HS200SS	HS200AL
3"	HS300SS	HS300AL
4"	HS400SS	HS400AL

Dixon® Diesel and Gasoline Nozzles Accessories

Single Plane Hose Swivels

Materials:

- body: aluminum
- brass hex nut prevents galling in the nozzle
- seals: F-7036 Viton™
- retainer: nylon cord

Size	Part #
¾" x ¾"	DAWS34
1" x 1"	DAWS10



Multi-Plane Hose Swivels

Features:

- brass male end will not gall in nozzle castings
- dual O-rings seal with all fuels
- sleeve gives smooth seal surface - no leaks
- internal nylon retainer cord secures firmly but allows free rotation

Materials:

- body: machined aluminum casting
- male end: machined brass bar stock
- sleeve: machined brass bar stock

Size	Part #
¾" male NPT x ¾" female NPT	DAC3434
1" male NPT x ¾" female NPT	DAC1034



Breakaways

Features:

- unique ball valves seal both ends when separated
- design provides consistent and reliable performance
- lightweight
- easy to repair
- ¾" Underwriter's Listed

Materials:

- body: aluminum
- break rings (2): brass
- seals: F-7036 Viton™

Size	Separation Force (Lbs)	Part #
¾"	300	DAB34
1"	350	DAB1



Breakaways

Applications:

- Provides breakaway protection for high capacity fueling operations such as truck and bus terminals, mining, off-road fueling and fuel oil delivery.

Materials:

- body: nickel plated aluminum
- brass break rings: 4 total in 1¼" and 1½"; 6 total in 2"
- seals: F-7036 Viton™
- check valve - PTFE ball seals both ends when separated

Size	Separation Force in Lbs.	Part #
1¼"	400	DAB14
1½"	400	DAB15
2"	500	DAB2



FuelMaster™ Diesel Nozzles


Application:

- truck stops and terminal operations (not designed for use with gravity flow tanks, small 12 volt or AC utility pumps, farm or consumer pumps) 

Features:

- high flow capacity
- Micro-touch valve provides smooth operation and exceptional flow control
- Roto-matic latch pin provides positive auto shut-off
- pure PTFE packing eliminates stem leaks
- easy to change 'locknut style' spout assembly
- green scuff guard

Optional Features:

- Underwriters Listed versions 
- UL listed for use with Gas 10% Ethanol blend and diesel
- super tough nylon trigger hold-open clip
- 'no pressure, no flow' (NPNF) safety valve prevents the trigger from being held open if pressure is not present

Materials:

- body and spout: aluminum
- body caps: zinc
- seals: FKM
- poppet disk: FKM
- stem packing: PTFE
- hand-guard and trigger hold open clip: super tough nylon
- trigger: steel
- snap-on cover: plastic
- scuff guard: vinyl

Features:


- with trigger hold-open clip
- non Underwriters Listed nozzle

NPT Inlet	Spout Outlet	Approximate Flow Rate at 20 PSI (GPM)	Part #
1"	1-3/16"	35	DFN100HF
	1-3/16"	45	DFN100SF




DFN100HF

Features:

- with trigger hold-open clip
- with 'no pressure, no flow' safety valve
- Underwriters Listed nozzle 

NPT Inlet	Spout Outlet	Approximate Flow Rate at 20 PSI (GPM)	Part #
1"	1-3/16"	35	DFN100HF-NPNF
	1-3/16"	45	DFN100SF-NPNF

Features:

- without trigger hold-open clip
- Underwriters Listed nozzle 

NPT Inlet	Spout Outlet	Approximate Flow Rate at 20 PSI (GPM)	Part #
1"	1-3/16"	35	DFN100HF-NC
	1-3/16"	45	DFN100SF-NC



DFN100SF

Big Mouth™ Diesel Nozzles

Application:


- truck stops (not designed for use with gravity flow tanks, small 12 volt or AC utility pumps, farm or consumer pumps)



Features:

- lightweight but strong
- Micro-touch valve provides smooth operation and exceptional flow control
- Roto-matic latch pin provides positive auto shut-off
- pure PTFE packing eliminates stem leaks
- super tough nylon hand guard
- snap-on handle cover makes changing scuff guards easy
- yellow scuff guard

Optional Features:

- Underwriters Listed versions 
- UL listed for use with gas 10% Ethanol blend and diesel
- super tough nylon trigger hold-open clip
- 'no pressure, no flow' (NPNF) safety valve prevents the trigger from being held open if pressure is not present

Materials:

- body and spout: aluminum
- body caps: zinc
- seals: FKM / nitrile
- poppet disk: FKM
- stem packing: PTFE
- trigger: steel
- snap-on cover: plastic
- scuff guard: vinyl

Features:


- with trigger hold-open clip
- non Underwriters Listed nozzle

NPT Inlet	Spout Outlet	Approximate Flow Rate at 20 PSI (GPM)	Part #
1"	1 1/8"	27	DFN100




DFN100

Features:

- with trigger hold-open clip with 'no pressure, no flow' safety valve
- Underwriters Listed nozzle 

NPT Inlet	Spout Outlet	Approximate Flow Rate at 20 PSI (GPM)	Part #
1"	1 1/8"	27	DFN100-NPNF

Features:

- without trigger hold-open clip
- Underwriters Listed nozzle 


NPT Inlet	Spout Outlet	Approximate Flow Rate at 20 PSI (GPM)	Part #
1"	1 1/8"	27	DFN100-NC



DFN100-NC

Farm and Consumer Nozzles


Application:

- small 12 volt or AC utility pumps, farm or consumer pumps (not designed for use with gravity flow tanks) 

Features:

- Micro-touch valve provides smooth operation and exceptional flow control
- pure PTFE stem packing eliminates leaks
- heavy duty, strong, secure hook makes it easy to hang the nozzle on the pump
- Roto-matic latch pin provides positive auto shut-off
- Smartguard snap-on scuff guard

Optional Features:

- Underwriters Listed versions 
- super tough nylon trigger hold-open clip
- 'no pressure, no flow' (NPNF) safety valve prevents the trigger from being held open if pressure is not present

Materials:

- body and spout: aluminum
- body caps: zinc or nylon
- seals: FKM
- poppet disk: FKM
- stem packing: PTFE
- hand-guard and trigger hold open clip: super tough nylon
- trigger: steel
- snap-on cover: plastic
- scuff guard: vinyl



1" diesel nozzle

Features:

- with trigger hold-open clip
- non Underwriters Listed nozzle


NPT Inlet	Spout Outlet	Approximate Flow Rate at 20 PSI (GPM)	Scuff Guard Color	Service	Part #
3/4"	13/16"	18	black	gasoline	DN7UOBF
	15/16"	23	green	diesel	DN7LOBF
1"	1-1/8"	27	yellow	diesel	DFN100F¹

¹ Hand-guard and rear back clip: super tough nylon




3/4" gasoline nozzle

Features:

- with trigger hold-open clip
- with 'no pressure, no flow' safety valve
- Underwriters Listed nozzle 

NPT Inlet	Spout Outlet	Approximate Flow Rate at 20 PSI (GPM)	Scuff Guard Color	Service	Part #
3/4"	13/16"	18	black	gasoline	DN7UOBF-NPNF
	15/16"	23	green	diesel	DN7LOBF-NPNF
1"	1-1/8"	27	yellow	diesel	DFN100F-NPNF

Features:

- without trigger hold-open clip
- Underwriters Listed nozzle 



3/4" diesel nozzle

NPT Inlet	Spout Outlet	Approximate Flow Rate at 20 PSI (GPM)	Scuff Guard Color	Service	Part #
3/4"	13/16"	18	black	gasoline	DN7UOBF-NC
	15/16"	23	green	diesel	DN7LOBF-NC
1"	1-1/8"	27	yellow	diesel	DFN100F-NC

Fuel Nozzle Part Number Cross Reference

Dixon™	M. Carder	OPW	Emco	Husky	Catlow
DN7UOBF	N7UOBF	1AF-40FS	A2501F	XSF-33704	NENLF
DN7LOBF	N7LOBF	11APF-40FS	A2501LF	---	NELF

DEF Automatic Shutoff Nozzle

Application:

- designed for diesel exhaust fluid applications

Feature:

- maximum operating pressure: **50 PSI**

Materials:

- aluminum body double coated inside and out with PTFE baked on at **500°F (260°C)**
- spout: stainless steel
- wetted parts: stainless, acetal, PTFE
- seal: FKM-A



BSPB Inlet	Spout Outlet	Approximate Flow Rate at 20 PSI (GPM)	Part #
3/4"	13/16"	18	DEFN075

High Flow Fueler 100™ Nozzles

Application:

- for fueling trucks, buses, off-road equipment and fuel oil delivery
- *These nozzles are not to be used with gravity flow tanks.*



Features:

- machined grooves in the spout are designed to hold nozzle more securely in the fill pipe
- high flow, heavy duty automatic nozzle



NPT Inlet	Spout Outlet	Approximate Flow Rate at 30 PSI (GPM)	Part #
1 1/4"	1 3/8"	75	DNOG5-NL¹
1 1/4"	1 3/8"	75	DNOG5
1 1/2"	1 3/8"	75	DNOG6

¹ is a 1 1/4" nozzle without the locking handle





Industrial Fog Nozzles

Features:

- maximum operating pressure: **175 PSI** (water only) at **70°F (21°C)**
- delivers 30° - 60° - 90° fog pattern - shut-off - straight stream - fog
- UL listed and Factory Mutual approved for class A and B fires (except noted ^{1 2})
- new UL and FM approvals are pending due to change in standard UL401 products are to be reapproved, data subject to change in coming months supplied with bumper



Size	Thread	90° Spray GPM @ 100 PSI	Wide Open GPM @ 100 PSI	Brass Part #
3/4"	GHT	---	---	BFN75GHT ¹
3/4"	NPSH	---	---	BBN75-UL ³
3/4"	NPSH	---	---	WDN75
3/4"	NPSH	---	---	BFN75-FM ^{1,4}
1"	NPSH	32	---	BBN100-UL ³
1"	NPSH	32	---	WDN100
1"	NPSH	32	---	BFN100-FM ⁴
1 1/2"	NPSH	---	100	BFN150-UL ³
2"	NPSH	108	---	BFN200 ^{1 2}
1"	NST (NH)	32	---	BFN100NST
1 1/2"	NST (NH)	---	100	BFN150NST
2 1/2"	NST (NH)	205	---	BFN250NST ^{1 2}



Heavy Duty Industrial Fog Nozzles

Features:

- maximum operating pressure: **175 PSI** (water only) at **70°F (21°C)**
- delivers 30° - 60° - 90° fog pattern - shut-off - straight stream - fog
- New UL and FM approvals are pending due to change in standard UL 401
- Products are to be reapproved, data subject to change in coming months
- UL listed and Factory Mutual approved
- supplied with bumper



Size	Thread	90° Spray GPM @ 100 PSI	Brass Part #
1"	NPSH	---	HFN100-FM ⁴
1"	NPSH	---	WHFN100
1 1/2"	NPSH	88 (+/-12)	HFN150-FM ⁴
1 1/2"	NPSH	88 (+/-12)	WHFN150
1"	NST (NH)	---	HFN100NST
1 1/2"	NST (NH)	88 (+/-12)	HFN150NST
1 1/2"	NYFD	---	HFN150NYFD



High Pressure Industrial Fog Nozzles

Features:

- working pressure: **25 to 300 PSI** (water only) at **70°F (21°C)**
- combination straight stream and fog - shut-off - straight stream - fog
- Factory Mutual approved
- large one-piece rubber bumper with molded teeth
- knurled base



Size	Thread	90° Spray GPM @ 100 PSI	Brass Part #
1 1/2"	NPSH	117	HPFN150
1 1/2"	NST (NH)	117	HPFN150NST

¹ not UL Listed
² not Factory Mutual approved
³ UL Listed
⁴ Factory Mutual approved
 • replacement washers can be found on page 741

Electrical Fire All-Fog Nozzles



Features:

- maximum operating pressure: **100 PSI** (water only) at **70°F (21°C)**
- delivers 30° - 60° - 90° fog pattern - shutoff to 30° fog, adjustable to 90° fog
- New UL and FM approvals are pending due to change in standard UL 401
- Products are to be reapproved, data subject to change in coming months
- UL listed and Factory Mutual approved for class C fires
- supplied with bumper
- Use of this nozzle is not likely to prove hazardous when nozzle is held in excess of 10 feet from electrical apparatus and circuits not involving more than 250,000 volts.



Size	Thread	Wide Open GPM @ 100 PSI	Brass Part #
1½"	NST (NH)	96	BFNE150NST
	NPSH	96	BFNE150-UL ¹

¹ UL Listed

- for fog nozzle flow rates please see next page
- replacement washers can be found on page 741

Fog Nozzles

Features:

- shutoff - straight stream - fog
- maximum operating pressure: **100 PSI** (water only) at **70°F (21°C)**
- brass stem



with bumper



without bumper

Size	Thread	90° Spray GPM @ 100 PSI	Polycarbonate ¹ Part #	Polycarbonate ² Part #
¾"	GHT	8.0	FNB75GHT ^{3,4}	---
¾"	NPS	30.9	FNB75S ⁴	---
1"	NPS	11.4	FNB100S ⁴	FN100S
1"	NPS	30.9	HGB100S	---
1½"	NPS	83.6	FNB150S	FN150S
1"	NST (NH)	11.4	FNB100NST	FN100NST
1"	NST (NH)	30.9	HGB100NST	---
1½"	NST (NH)	83.6	FNB150NST	FN150NST

¹ with bumper

² without bumper

³ standard flow

⁴ 120° spray GPM @100 PSI

- replacement washers can be found on page 856

Fog Nozzle Flow Rate Chart

Part Number	Inlet Pressure		Straight Stream		30°		60°		90°	
	PSI	kPa	GPM	LPM	GPM	LPM	GPM	LPM	GPM	LPM
BFN100	50	(345)	18	(68)	21	(79)	24	(91)	27	(102)
	75	(517)	22	(83)	25	(95)	28	(106)	32	(121)
	100	(690)	24	(91)	28	(106)	32	(121)	36	(136)
BFN250	50	(345)	90	(341)	120	(454)	130	(492)	145	(549)
	75	(517)	100	(379)	140	(530)	150	(568)	180	(681)
	100	(690)	110	(416)	165	(625)	180	(681)	205	(776)
HFN100	100	(690)	25	(95)	---	---	---	---	---	---
HFN150	100	(690)	---	---	---	---	---	---	86	(326)
HPFN150	275	(1040)	---	---	---	---	---	---	130	(492)

- fire fog nozzles are listed above and on previous pages





Factory Mutual Approved Fog Nozzles

Features:

- brass stem with locking nut
- shutoff-straight-stream-fog
- wings on sleeve for ease of adjustment
- maximum operating pressure: **100 PSI** (water only) at **70°F (21°C)**
- Factory Mutual approved



with bumper



without bumper

Size	Thread	90° Spray GPM @ 100 PSI	Polycarbonate ¹ Part #	Polycarbonate ² Global Part #
¾"	GHT	30.9	SL075GHT³	---
¾"	NPSH	30.9	SL075³	---
1"	NPSH	30.9	SL100³	PFNB100S
1½"	NPSH	75.0	SL150	PFNB150S
1"	NST (NH)	30.9	SL100NST	---
1½"	NST (NH)	75.0	SL150NST	PFNB150NST

¹ with bumper
² without bumper
³ 120° spray on ¾" and 1"

Polycarbonate Electrical Fire All-Fog Nozzles

Features:

- opens and closes in a 30° fog pattern up to 120°- no straight stream
- maximum operating pressure: **100 PSI** (water only) at **70°F (21°C)**
- brass stem



Size	Thread	75° Spray GPM @ 100 PSI	Polycarbonate Part #
1½"	NPS	92	FNBE150S
	NST (NH)	92	FNBE150NST

Gaskets for Fog Nozzles



Size	Thread	ID	OD	Thickness	Buna-N Part #
1"	NPSH	0.937"	1.234"	0.125"	FNG100S
1"	NPSH	1.000"	1.375"	0.125"	HGG100S
1½"	NPSH	1.500"	1.827"	0.125"	FNG150S
1"	NST (NH)	0.937"	1.281"	0.125"	FNG100NST
1"	NST (NH)	1.000"	1.375"	0.125"	HGG100NST
1½"	NST (NH)	1.510"	1.906"	0.125"	FNG150NST

- dimensions are nominal

Plain Hose Nozzles

Features:

- finish: satin
- maximum operating pressure: **100 PSI** (water only) at **70°F (21°C)**

Size	Thread	Overall Length	Orifice	Replacement Gasket	Brass	
					Previous Part #	Part #
3/4"	GHT	6"	1/4"	KRW5	500SN6	BN6
3/4"	NPSH	6"	1/4"	KRW5	---	BN7
1"	NPSH	8"	5/16"	KRW10	---	BN10
1 1/4"	NPSH	10"	3/8"	KRW15	---	BN12
1 1/2"	NPSH	10"	1/2"	KRW20	---	BN15
2"	NPSH	12"	9/16"	SW200	---	BN20
2 1/2"	NPSH	12"	1"	KRW35	---	BN25
1"	NST (NH)	8"	5/16"	SW100F	---	BN10F
1 1/2"	NST (NH)	10"	1/2"	SW150	---	BN15F
2 1/2"	NST (NH)	12"	1"	SW250	---	BN25F
1 1/2"	NYFD	10"	1/2"	SW150	---	BN15NYFD
2 1/2"	NYFD	12"	1"	SW250	---	BN25NYFD



Industrial Washdown Nozzles

Features:

- maximum operating pressure: **100 PSI** (water only) at **70°F (21°C)**
- delivers 30° - 60° - 90° fog pattern
- shut off - straight stream - fog
- supplied with bumper

Size	Thread	90° Spray GPM @ 100 PSI	Brass Part #
1 1/2"	NPSH	88 (+/-12)	WDN150
	NST (NH)	88 (+/-12)	WDN150NST




Swivel Connectors for Washdown Spray Guns

Ball Type Swivel x Hose Shank

Features:

- swivel connector for stainless spray nozzles
- 360° ball type swivel adapter helps prevent hose kinking

NPT	Hose ID	Brass Part #	300 Stainless Steel Part #
1/2"	1/2"	---	SSA44
	5/8"	---	SSA54
	3/4"	---	SSA64
3/8"	1/2"	BSA34	---



Straight Swivel x Hose Shank

Features:

- swivel body
- gasket: EPDM

NPT	Hose ID	Brass Part #	Stainless Steel Part #
1/2"	1/2"	BNS44	BNS44SS
	3/4"	BNS64	BNS64SS



Straight Swivel x GHT Thread

NPT	Female GHT	Brass Part #
1/2"	3/4"	BMAS974




Hot Water Washdown Spray Nozzles

Application:

- for low pressure cleaning, tank and drum cleaning and chemical manufacturing

Features:

- designed for operator comfort
- variable spray pattern from conical spray to solid stream
- hose connects at base of gun for easy maneuvering
- ½" female NPT inlet
- rubber coated handle protects hands from water temperatures to **150°F (66°C)**
- **12.5 GPM** flow capacity at **150 PSI**
- *Do not use with steam lines.* 



Cover Color	Brass Part #	Aluminum Part #
black	BWSG	AWSG
white	BWSG-W	AWSG-W



Lite Washdown Spray Nozzles

Application:

- for use where reduced size and / or flow rate is preferred

Features:

- more compact and lighter than standard nozzle
- special formulated rubber cover for durability and easy replacement
- ¾" female NPT inlet
- **9.0 GPM** flow capacity at **100 PSI**
- pressure rating: **150 PSI**
- temperature rating **200°F (93°C)**



LWSG-W




LWSG-B

Cover Color	Brass Part #
blue	LWSG-B
white	LWSG-W

Mini Spray Nozzle

Features:

- ½" female NPT inlet
- not for use with steam 
- designed as an industrial lightweight nozzle with heavyweight performance
- durable dark blue cover protects user from hot surfaces produced by high temperature wash down applications
- reduces hand fatigue and provides smooth lever action
- variable spray patterns from fan spray to solid stream
- drip-free automatic shutoff feature
- pressure rating **150 PSI at 200°F (93°C)**
- flow: **9.6 GPM at 100 PSIG**



Stainless Steel

Part #

DM150SDB

Spray Nozzle

Features:

- ½" female NPT inlet
- designed to prevent accidental spray
- durable dark blue cover prevents front-mounted lever from being accidentally activated if nozzle is dropped
- reduces hand fatigue and provides smooth lever action
- trigger locking mechanism provides safe and secure method of keeping the nozzle open during any spray pattern
- variable spray patterns from fan spray to solid stream
- drip-free automatic shut-off feature
- can be used with **D150S-WAND**
- rated to **150 PSI at 200°F (93°C)**
- **9.6 GPM** flow capacity at **100 PSIG**




Stainless Steel

Part #

D150SDB

Washdown Wand

Features:

- designed to provide user with a means of reaching desired washdown locations previously deemed unreachable by extending the nozzle by 3'
- adjustable spray tip can be changed from fan to solid spray by twisting the tip until the desired flow pattern is achieved
- quick disconnect feature allows user to quickly connect wand to the nozzles above
- designed to only fit the D150SDB nozzle
- minimum pressure is **75 PSI**
- wand is not for use with steam 

300 Series Stainless Steel

Part #

D150S-WAND

Temperature Indicating Spray Nozzle



Features:

- easy to read dial thermometer at rear of the nozzle provides accurate and continual monitoring of water temperature
- plastic sight window
- gauge assembly is recessed into the rubber cover for complete protection
- alerts the operator to shut-down the steam valve upon cold water failure, preventing scalding and steam burn injuries ensuring operator safety
- ensures a more accurate discharge water temperature reading
- recommended for water temperatures to **200°F (93°C)**
- maximum operating pressure: **150 PSI**
- **12.5 GPM** flow capacity
- ½" female NPT inlet
- black cover

Bronze

Part #

BWSG-TI

Stainless Steel Industrial Grade Spray Nozzle



Application:

- recommended for use in corrosive applications where bronze and aluminum nozzles are not suitable

Features:

- heavy duty 300 series stainless steel body and barrel
- variable spray pattern adjusts from a soft spray to a solid stream
- Replaceable rubber cover is specially formulated to resist a wide range of oils and chemicals and protect surrounding equipment.
- maximum operating pressure: **150 PSI**
- maximum flow: **12.5 GPM at 150 PSI**
- ½" female NPT inlet
- maximum temperature: **200°F (93°C)**

300 Stainless Steel

Part #

300SSSG

Brass Industrial Grade Front Lever Spray Nozzle



Features:

- provides effortless one hand operation; by actuating the operating lever the valve is opened/ closed and the jet power is regulated from spray to concentrated jet
- adjusting screw on back of gun allows you to fix the desired form of jet, fixing clamp for the operating lever allows lockable position for service
- maximum operating pressure: **350 PSI**
- suitable for hot water up to **122°F (50°C)**
- flow: **6.6 GPM at 72 PSI**
- ½" female NPT inlet
- durable blue rubber cover

Brass

Part #

DWG050

Thermal-Gard™ Elevated Temperature Spray Nozzle

Features:

- Thermal-Gard™ elevated temperature spray nozzle protects the operator from extreme hot water temperatures that exceed the comfort zone of standard hot water nozzles.
- Assembly includes required special rigid, stainless steel adapter, (3/8" male NPT x 1/2" female NPT).
- Thermal insulating sleeve reduces overall heat during elevated temperature conditions.
- Stainless steel lever handle is coated for additional thermal protection and operator comfort.
- Lightweight aluminum alloy body reduces overall weight
- Aluminum alloy body is electroless nickel plated for additional corrosion protection
- Recommended for water temperatures above **140°F (60°C)** to a maximum temperature of **200°F (93°C)**
- **12.5 GPM** flow capacity
- working pressure: **150 PSI**
- 3/8" female NPT inlet
- black cover



Aluminum

Part #

AWSG-TG

Spray Valve and Hose Assembly

Valves

Features:

- even spray valve mist provides proper moisture on paper roll ends
- helps eliminate wrinkles and folder delivery problems, increasing pressroom production and reducing waste
- a slight flex of the hose in any direction (360°) activates the spray
- quick action with no protruding levers, thumb depressors, triggers or other devices utilized
- positive water seal when hose is released causes the internal valve to close and immediately shut off spray
- sealed mechanism with no packing gland



83304



83306H

Female NPT Size	Description	Part #
1/4"	valve only	83304
3/8"		83306
1/4"	valve with hook	83304H
3/8"		83306H

Hose Assembly

Male NPT Inlet	Description	Part #
3/8"	5' hose	8320605

- additional hose lengths are available - contact Dixon®



Washdown Nozzles

Sweeper Nozzle



Thread Size	Discharge	Length	Brass	
			Previous Part #	Part #
3/4" GHT	3/16"	2"	500SN2	PSN76

Flexible Water Nozzle



Feature:

- bends for water flow, shuts off when released

Thread Size	Part #
3/4" GHT	8005

Brass / Rubber Power Flow Water Nozzle



Features:

- all metal body and handle
- curved design to fit the contour of your hand
- overmold for comfortable handling
- built in flow control to regulate the amount of water flow
- locking feature to make extended watering easy
- large easy-turn dial

Thread Size	Part #
3/4" GHT	PNB75GHT

Insulated Water Nozzles



Features:

- clip locks to any spray pattern
- industrial strength nylon handle
- rubber handle guard
- GHT thread on head
- heavy duty brass valve and adjusting nut
- for use with hot water up to **140°F (60°C)**

Thread Size	Chrome Plated Zinc Part #
3/4" GHT	SN75

Pistol-Grip Water Nozzle



Features:

- clip locks to any spray pattern
- easy squeeze on/off lever
- brass valve and adjusting nut
- stainless steel spring with lifetime packing
- rubber handle guard

Thread Size	Zinc Metallized Part #
3/4" GHT	CSN75

Twist Nozzles



Feature:

- maximum operating pressure **150 PSI** (water only)


Thread Size	Length	Extruded Brass Part #
3/4" GHT	4"	BTN75
	4"	500AN4 ¹
	6 3/4"	500-AN7

¹ imported

Adjust-A-Power Nozzle

Features:

- ideal for patio, auto and boat, driveway and garden
- produces 50% more power than twist nozzles
- does not require a washer
- leave nozzle in the open position when not in use
- brass construction with stainless steel bearings
- maximum operating pressure: **100 PSI** (water only) at ambient temperature **70°F (21°C)**



Thread Size	Brass Part #
3/4" GHT	AAPN75GHT

Constant Flow Nozzle Displays

Features:

- shatterproof and UV resistant polycarbonate withstands tough environmental conditions
- seals used for true water shut off
- easy twist spray pattern adjustment
- sold in case quantity only (25 per case), with display



Thread	45° Spray GPM @ 100 PSI	Color	Global Part #
3/4" GHT	25.1	green	FNB75GHT-GD
	25.1	clear	CNB75GHT-GD

Constant Flow Nozzles with Bumper

Feature:

- can be used as a replacement nozzle in the display case **FNB75GHT-GD**



Thread	45° Spray GPM @ 100 PSI	Color	Plastic Part #
3/4" GHT	8.0	green	GNB75GHT (domestic)
	25.1	clear	CNB75GHT (global)

Water-Steam Washdown Station

Application:

- fail-safe mixing station safely blends steam and cold water for hot water on demand, should cold water fail, the steam is instantly shut-off

Features:

- globe style control valves
- dial thermometer
- in-line check valves
- ¾" inlet and outlet
- stainless steel hose rack
- mounting plate and hardware for wall mounting
- maximum operating pressure: **150 PSI**
- maximum temperature: **200°F (93°C)**



station is not supplied with hose and nozzle

Bronze
Part #

SWDS

Pressure Requirements

Steam Pressure		Water Pressure	
Minimum 80 PSI	Maximum 90 PSI	Minimum 50 PSI	Maximum 80 PSI

Hot and Cold Water Mixing Station

Features:

- globe style control valves
- in-line check valves
- ¾" inlet and outlet
- stainless steel hose rack
- mounting plate and hardware for wall mounting
- maximum operating pressure: **150 PSI**
- maximum temperature: **200°F (93°C)**



station is not supplied with hose and nozzle

Bronze
Part #

WDS1

Rack for Mixing Station

Features:

- stainless steel lag screws
- solid brass mounting crowns
- supplied with mounting hardware
- rack fits SWDS and WDS1 mixing stations
- holds 50' of ¾" heavy duty industrial grade hose



Stainless Steel
Part #

WDSR

Spray Guns
Anti-Fatigue Spray Gun

Features:

- 3/8" female inlet
- 1/4" female outlet
- temperatures to: **300°F (149°C)**
- anti-fatigue pressure compensating design

Maximum PSI	GPM	Part #
5075	12.0	HPSG
5000	10.6	HPSGW¹

¹ W = weeping, for the car wash industry, allows a small stream of water / leak



Pressure Spray Gun

Features:

- 3/8" female inlet
- 1/4" female outlet
- working pressure: **4500 PSI**
- maximum temperature: **320°F (160°C)**

GPM	Part #
8	HPSGL



Heavy Duty Anti-Fatigue Spray Gun

Features:

- 3/8" female inlet
- 1/4" female outlet
- working pressure: **5000 PSI**
- maximum temperature: **300°F (149°C)**
- heavy duty anti-fatigue design
- stainless inner tube
- Zytel® housing

GPM	Part #
8	HPSGHD



Pressure Spray Gun with Extension

Features:

- 3/8" female inlet
- 22 mm x 14 mm female outlet
- working pressure: **3700 PSI**
- maximum temperature: **140°F (60°C)**
- extension length: 19"

GPM	Part #
8	AL9



Pressure Spray Gun Kit with Hose, Nozzle & Lance

Features:

- gun: 22 mm male inlet, 22 mm x 14 mm female outlet end, working pressure **2500 PSI**
- lance: 18" with vari-spray nozzle 1.25 mm with 22 mm male inlet
- hose: 25', 1/4" ID with 22 mm x 14 mm female ends
- nozzle: 4.0 variable nozzle 0° to 80°

Part #
BIT-KIT



Spray Lances and Extensions for Pressure Gun
Spray Lance

Features:

- for use with **AL9** spray gun **only** on page 865
- maximum operating pressure: **4000 PSI**
- maximum temperature: **300°F (149°C)**



Length	Description	Zinc Part #
24"	22 mm x 14 mm male inlet x 1/4" male outlet	AL248

Dual Spray Lances

Features:

- for use with **HPSG, HPSGC, HPSGHD** and **HPSGW**
- for soap and water
- maximum temperature: **300°F (149°C)**
- **10.5 GPM**
- requires 1 high pressure nozzle and 1 soap nozzle on page 869
- Allows quick adjustment from high to low pressure with a twist of the handle; low pressure setting allows for use of soap.



AL333




AL344

Length	Description	Maximum Operating PSI	Part #
40"	zinc, 1/4" male inlet 2 each 1/4" female outlets	3,650	AL333
	stainless steel, 1/4" male inlet, 2 each 1/4" female outlets	4,000	AL344

Molded Grip Extensions

Features:

- for use with **HPSG, HPSGC, HPSGHD** and **HPSGW**
- maximum operating pressure: **5000 PSI**
- temperature: **300°F (149°C)**
- **10.5 GPM** maximum



AL323



AL324



AL325 & AL326

Length	Description	Zinc Part #
24"	1/4" male inlet x 1/4" male outlet	AL323XX
36"	1/4" male inlet x 1/4" male outlet, 4" space from the end	AL324XX
48"	1/4" male inlet x 1/4" male outlet, 2 grips	AL325XX
59"	1/4" male inlet x 1/4" male outlet, 2 grips	AL326XX

Vented Grip Lances

Features:

- for use with **HPSG, HPSGC, HPSGHD** and **HPSGW**
- for hot water
- maximum operating pressure: **5000 PSI**
- maximum temperature: **300°F (149°C)**
- **10.5 GPM** maximum



AL361



AL362

Length	Description	Zinc Part #
36"	1/4" male inlet x 1/4" female outlet, straight	AL361
48"	1/4" male inlet x 1/4" female outlet, bent	AL362

Telescoping Lance and Belt for Pressure Gun

Features:

- 3/8" female (pipe thread) inlet
- 1/4" female (quick connect) outlet
- maximum operating pressure: **4000 PSI**
- 1/4" steel braided hose
- **7 GPM**
- length is in three sections
- maximum temperature: **300°F (149°C)**

Length	Aluminum Part #
6' - 18'	ARTEL18A



Telescoping Lance Belt

Feature:

- adjusts to fit a 33" to 58" waist

Nylon Part #
ARTEL-BELT



Swiveling Quick Couplings

Features:

- working pressure: **3650 PSI**
- **7.8 GPM**
- maximum temperature: **300°F (149°C)**

1/4" swiveling quick couplings

Description	Part #
1/4" female x 22 mm x 1.5 mm swivel	AL450 ¹
¹ for use with AL456 only	



Description	Part #
1/4" male x 22 mm x 1.5 mm swivel	AL451 ²
² for use with AL464 only	



3/8" swiveling quick couplings

Description	Part #
3/8" female x 22 mm x 1.5 mm swivel	AL453 ¹
¹ for use with AL456 only	



Description	Part #
3/8" female x female swivel	AL462 ²
² for use with AL464 only	



Pressure Washing

Fixed Plugs

Features:

- working pressure: **3650 PSI**
- **7.8 GPM**
- maximum temperature: **300°F (149°C)**

1/4" fixed quick coupling plugs



Description	Part #
1/4" female x 22 mm x 1.5 mm male	AL454 ¹

¹ for use with **AL453** and **AL9**



Description	Part #
1/4" male x 22 mm x 1.5 mm male	AL455F ²

² for use with **AL462** only

3/8" fixed quick coupling plugs



Description	Part #
3/8" female x 22 mm x 1.5 mm male	AL456 ¹

¹ for use with **AL453** and **AL9**



Description	<i>Nickel Plated Brass</i> Part #
3/8" female x male plug	AL464 ²

² for use with **AL462** only

Injector Nozzles

Features:

- designed to inject cleaning solutions into high pressure discharge lines
- 3/8" male inlet and outlet
- maximum working pressure: **4000 PSI**



AL477

Description	Orifice	Flow (GPM)	Part #
adjustable, green	1.8 mm	2 - 3	AL472
adjustable, red	2.1 mm	3 - 4	AL477
adjustable, blue	2.3 mm	4 - 5.5	AL478

Line Strainer

Features:

- working pressure: **100 PSI**
- 1/2" female inlet, 1/2" male outlet
- .60 mesh cuffed filter
- 2 additional 1/4" side ports
- **8 GPM** maximum



Aluminum
 Part #
AR3000-A2

High Pressure Spray Soap Nozzles

Description	Brass Part #
1/4" male inlet, 40° spray angle, size #40	NZ4040S
1/4" male inlet, 80° spray angle, size #40	NZ8040S



High Pressure Spray Nozzles

Description	Steel Part #
1/4" male NPT inlet, 15° spray angle, size 4	NZ1504
1/4" male NPT inlet, 25° spray angle, size 4	NZ2504
1/4" male NPT inlet, 40° spray angle, size 4	NZ4004



Quick Connect Soap Nozzle

- use with 1/4" couplers on page 494

Description	Brass Part #
1/4" straight through plug inlet, 65° spray angle, size #40	NZ6540QCS



Quick Connect Spray Nozzles

- use with 1/4" couplers on page 494

Description	Part #
1/4" straight through plug inlet, 0° spray angle, size #4, red	MSP400
1/4" straight through plug inlet, 15° spray angle, size #4, yellow	MSP415
1/4" straight through plug inlet, 25° spray angle, size #4, green	MSP425
1/4" straight through plug inlet, 40° spray angle, size #4, white	MSP440



Multi-Pack Quick Connect Nozzles

Description	Nozzles Included	Part #
1/4", 65° spray angle, size #40	NZ6540QCS	MSP4PAK
1/4", 15° spray angle, size #4, yellow	MSP415	
1/4", 25° spray angle, size #4, green	MSP425	
1/4", 40° spray angle, size #4, white	MSP440	



Multi-Pack High Pressure Spray Nozzles

- 1/4" quick connect nozzle multi-packs include: 0° red, 15° yellow, 25° green, 40° white and 50° black soap nozzles
- 1/4" MEG nozzle multi-packs include: 0°, 15°, 25°, 40° and 65° soap nozzles


Nozzle Size (mm)	GPM @ PSI									Part #
	800	1000	1500	2000	2500	3000	3500	4000	5000	
3.0	1.34	1.50	1.84	2.12	2.37	2.60	2.81	3.00	3.35	NZMQC5P-030
3.5	1.57	1.75	2.14	2.47	2.77	3.03	3.27	3.50	3.91	NZMQC5P-035
4.0	1.79	2.00	2.45	2.83	3.16	3.46	3.74	4.00	4.47	NZMQC5P-040
4.5	2.01	2.25	2.76	3.18	3.56	3.90	4.21	4.50	5.03	NZMQC5P-045
5.0	2.24	2.50	3.06	3.54	3.95	4.33	4.68	5.00	5.59	NZMQC5P-050
5.5	2.46	2.75	3.37	3.89	4.35	4.76	5.14	5.50	6.15	NZMQC5P-055
6.5	2.91	3.25	3.98	4.60	5.14	5.63	6.08	6.50	7.27	NZMQC5P-065
8.0	3.58	4.00	4.90	5.66	6.32	6.93	7.48	8.00	8.94	NZMQC5P-080



Nozzle Size (mm)	GPM @ PSI									Part #
	800	1000	1500	2000	2500	3000	3500	4000	5000	
3.5	1.57	1.75	2.14	2.47	2.77	3.03	3.27	3.50	3.91	NZMMEG5P-035
4.0	1.79	2.00	2.45	2.83	3.16	3.46	3.74	4.00	4.47	NZMMEG5P-040
4.5	2.01	2.25	2.76	3.18	3.56	3.90	4.21	4.50	5.03	NZMMEG5P-045
5.0	2.24	2.50	3.06	3.54	3.95	4.33	4.68	5.00	5.59	NZMMEG5P-050
5.5	2.46	2.75	3.37	3.89	4.35	4.76	5.14	5.50	6.15	NZMMEG5P-055



Spray Nozzle Selection Guidelines



**0°
Blasting Nozzle**

**15°
Stripping Nozzle**

**25°
Cleaning Nozzle**

**40°
Washing Nozzle**

- Removing caked on mud from heavy construction, farm or lawn equipment.
- Cleaning tar, glue or stubborn stains from concrete
- Cleaning overhead areas
- Removing rust from steel and oxidation from aluminum

- Removing paint from wood, masonry or metal
- Removing grease or dirt from equipment
- Removing heavy mildew stains
- Removing marine growth from boats and marine equipment
- Removing rust from steel and oxidation from aluminum

- General cleaning of dirt, mud and grime
- Cleaning roofs, gutters and downspouts
- Removing light mildew stains
- Removing algae and bacteria build-up from pools
- Rinsing surfaces in preparation for painting

- Light cleaning and washing
- Washing and rinsing of automobiles and boats
- Cleaning roofs, windows, patios and driveways



Caution: The spray force from these nozzles can cause injuries if pointed directly at yourself or others. Before observing directly always disconnect from spray wand. Make sure spray nozzle is properly locked in place with its quick coupler, if the collar is not in the locking position, the nozzle will become a dangerous projectile. The O-ring from your quick coupler socket will also be blown out of place.

Nozzle Spray Chart

Nozzle Orifice Size	→ Gallons Per Minute →	1000	1200	1250	1300	1500	1800	2000	2100	2200	2300	2400	2500	3000	3200	3500	4000	5000
		PSI	PSI	PSI	PSI	PSI	PSI	PSI	PSI	PSI	PSI	PSI	PSI	PSI	PSI	PSI	PSI	PSI
3.0		1.50	1.64	1.68	1.71	1.84	2.01	2.12	2.17	2.22	2.27	2.32	2.37	2.60	2.68	2.81	3.00	3.35
3.5		1.75	1.92	1.96	2.00	2.14	2.35	2.47	2.54	2.60	2.65	2.71	2.77	3.03	3.13	3.27	3.50	3.91
4.0		2.00	2.19	2.24	2.28	2.45	2.68	2.83	2.90	2.97	3.03	3.10	3.16	3.46	3.58	3.74	4.00	4.47
4.5		2.25	2.46	2.52	2.57	2.76	3.02	3.18	3.26	3.34	3.41	3.49	3.56	3.90	4.02	4.21	4.50	5.03
5.0		2.50	2.74	2.80	2.85	3.06	3.35	3.54	3.62	3.71	3.79	3.87	3.95	4.33	4.47	4.68	5.00	5.59
5.5		2.75	3.01	3.07	3.14	3.37	3.69	3.89	3.99	4.08	4.17	4.26	4.35	4.76	4.92	5.14	5.50	6.15
6.5		3.25	3.56	3.63	3.71	3.98	4.36	4.60	4.71	4.82	4.93	5.03	5.14	5.63	5.81	6.08	6.50	7.27
8.0		4.00	4.38	4.47	4.56	4.90	5.37	5.66	5.80	5.93	6.07	6.20	6.32	6.93	7.16	7.48	8.00	8.94

Turbo Nozzles

Features:

- 15° spray angle
- maximum temperature: **195°F (91°C)**
- ceramic orifice

Nozzle Size	Description	Orifice	Maximum Working PSI	Part #
4.0	¼" female inlet, dk. green	1.30 mm	3,625	AL-TPR25-30
5.5 - 6.0	¼" female inlet, purple	1.50 mm	3,625	AL-TPR25-50
7.0 - 7.5	¼" female inlet, grey	1.70 mm	3,625	AL-TPR25-70
4.0	¼" female inlet, dk. green	1.30 mm	5,075	AL-TPR35-30
5.5	¼" female inlet, purple	1.50 mm	5,075	AL-TPR35-50
6.5	¼" female inlet, grey	1.70 mm	5,075	AL-TPR35-70



Nozzle Holders

Feature:

- maximum temperature: **300°F (149°C)**

Description	Flow (GPM)	Working PSI	Part #
adjustable hi/low nozzle holder with nozzle protector, ¼" female inlet and outlet	7.8	3,650	AL414
change over nozzle, ¼" female inlet, 2 each ¼" female outlets	8	2,900	AL416



AL414



AL416

Inlet Filter for Turbo Nozzles

Features:

- ¼" female inlet, ¼" male outlet
- maximum temperature: **212°F (100°C)**
- 100 mesh filter

Description	Flow (GPM)	Working PSI	Part #
stainless steel, inlet water filter	8	5,000	AR3500



Balance Release Valve

Features:

- working PSI: **4,000 PSI**
- maximum temperature: **195°F (90.6°)**
- GPM: **6.6**
- inlet/outlet: ¾" female NPT
- bypass: ¾" female NPT

<i>Brass</i>
Part #
AL702



Water Broom

Features:

- working PSI: **4,000 PSI**
- ¼" quick connect plug

Description	Length	Stainless Steel Part #
4 nozzle broom	16"	AR-BROOM16



Unloader Valves



Features:

- automatically relieves pressure from the pump at shut-off
- maximum temperature: **190°F (88°C)**
- inlet: 2 each, 3/8" female NPT
- outlet: 3/8" female NPT
- bypass: 2 each, 3/8" female NPT

Description	Maximum Flow (GPM)	Working PSI	Part #
yellow spring	8	2,320	AL605
blue spring	8	3,650	AL606
black spring	8	4,500	AL607



Features:

- maximum temperature: **190°F (88°C)**
- inlet: 3/8" female
- outlet: 3/8" male
- bypass: 3/8" female

Description	Flow (GPM)	Working PSI	Part #
VR-35 unloader valve	9	5,100	AR20831

Thermal Relief Valve



Features:

- operating PSI: **200 PSI**
- maximum temperature: **140°F (60°C)**
- inlet: 1/2" male

Brass
Part #
TPP140

Safety Release Valve



Features:

- pressure range: **1,000 to 4,000 PSI**
- maximum temperature: **200°F (93°C)**
- inlet: 3/8" male
- GPM: **6**

Part #
AR5000-1

Mill Hose	870 to 873	PTFE Hose	889 to 893
Synthetic single jacket.....	870 to 872	Nominal	889
Synthetic double jacket.....	873	Fittings	890
		Tool and dies.....	890 to 891
Washdown Hose	874 to 876	Smooth bore fitting.....	891
Nitrile	874 to 876	True ID.....	892
Hot water	876	Fittings	893
Pressure washer braided.....	876	Crimp collars	893
Hand crank hose reel	878		
		Hose Protection	894 to 896
Racks & Reels	877 to 878	Spiral hose and cable protection	894
Reelcraft® 5000 series spring driven.....	877	Fiberglass sleeving.....	895
Reelcraft® 7000 series	878	Kevlar® protective sleeves	895
Reelcraft® 80000 series	878	Nylon protective sleeves - MSHA accepted.....	895
Adjustable hose bumper stops	878	Spring Guard	896
Reelcraft® 30,000 manual driven	878	Continuous Spring Guard.....	896
Hand crank	878	GSM ball joint armored hose assemblies.....	896
Garden Hose & Washdown	879 to 881		
Contractors EPDM water hose.....	879		
Rubber vinyl garden hose.....	879		
Premium EPDM hose.....	879		
Flexogen® hose.....	879		
Perfect water hose.....	880		
Premium Flexzilla® garden hose	880		
Top Level PVC hose	880		
Hot Water rubber reinforced hose	880		
Marine, Camper, Patio & Pool hose	881		
Country Club® RT hose.....	881		
Flexible Tubing	882 to 885		
PVC	882		
PVC braided	883		
D.O.T. air brake	883		
Polyurethane	884		
Polyethylene.....	884		
Nylon	884		
Legris nylon	885		
Polyurethane - 95 durometer.....	885		
Fluoropolymer FEP 140.....	885		
Air Hose	886		
Coil-Chief self-storing	886		
olyurethane self-storing	886		
Polyurethane	886		
Tubing & Hose Cutters	888		

Fire hoses are located on pages 732 to 739

Synthetic Single Jacket Mill Hose

**Application:**

- used in open end water discharge applications only, not intended for fire fighting service

**Features:**

- outer construction: single jacket, all polyester
- tube construction: black, PVC rubber
- rated pressure: **250 PSI** at ambient temperature **70°F (21°C)**
- working pressure: **112 PSI** at ambient temperature **70°F (21°C)**
- Consult Dixon® for pricing and availability on 75' lengths and other threads and configurations.

Uncoupled

Size	Bowl	Length	Part #
1"	1-1/4"	50'	<i>M10-50UC</i>
	1-1/4"	100'	<i>M10-100UC</i>
	1-1/4"	300'	<i>M10-300UC</i>
1½"	1-11/16"	25'	<i>M15-25UC</i>
	1-11/16"	50'	<i>M15-50UC</i>
	1-11/16"	100'	<i>M15-100UC</i>
2"	2-3/8"	25'	<i>M20-25UC</i>
	2-3/8"	50'	<i>M20-50UC</i>
	2-3/8"	100'	<i>M20-100UC</i>
2½"	2-11/16"	25'	<i>M25-25UC</i>
	2-11/16"	50'	<i>M25-50UC</i>
	2-11/16"	100'	<i>M25-100UC</i>
3"	3-3/8"	25'	<i>M30-25UC</i>
	3-3/8"	50'	<i>M30-50UC</i>
	3-3/8"	100'	<i>M30-100UC</i>
4"	4-3/8"	25'	<i>M40-25UC</i>
	4-3/8"	50'	<i>M40-50UC</i>
	4-3/8"	100'	<i>M40-100UC</i>
6"	6-3/8"	25'	<i>M60-25UC</i>
	6-3/8"	50'	<i>M60-50UC</i>

Synthetic Single Jacket Mill Hose

Application:

- used in open end water discharge applications only, not intended for fire fighting service



Features:

- outer construction: single jacket, all polyester
- tube construction: black, PVC rubber
- rated pressure: **250 PSI** at ambient temperature **70°F (21°C)**
- working pressure: **125 PSI** at ambient temperature **70°F (21°C)**
- Consult Dixon® for pricing and availability on 75' lengths and other threads and configurations.

Coupled with NPSH female and male expansion ring couplings

Size	Length	Part #
1½"	50'	<i>M15-50RAS</i>
	100'	<i>M15100RAS</i>
2"	50'	<i>M20-50RAS</i>
	100'	<i>M20100RAS</i>
2½"	50'	<i>M25-50RAS</i>
	100'	<i>M25100RAS</i>



Coupled with NST (NH) female and male expansion ring couplings

Size	Length	Part #
1½"	50'	<i>M15-50RAF</i>
	100'	<i>M15100RAF</i>
2½"	25'	<i>M25-25RAF</i>
	50'	<i>M25-50RAF</i>
	100'	<i>M25100RAF</i>



Coupled with MNPT x MNPT male expansion ring couplings

Size	Length	Part #
1½"	50'	<i>M15-50RAT</i>
	100'	<i>M15100RAT</i>
2"	50'	<i>M20-50RAT</i>
	100'	<i>M20100RAT</i>



Synthetic Single Jacket Mill Hose

Application:


- used in open end water discharge applications only, not intended for fire fighting service



Features:


- outer construction: single jacket, all polyester
- tube construction: black, PVC rubber
- Consult Dixon® for pricing and availability of additional lengths and other configurations.

Coupled with NPSH female and male King™ short shank couplings, crimp sleeve, aluminum shank with brass pin lug swivel nut



Size	Length	Working Pressure PSI at 70°F (21°C)	Part #
1½"	25'	75	M15-25KAS
	50'	75	M15-50KAS
2"	25'	75	M20-25KAS
	50'	75	M20-50KAS
2½"	25'	50	M25-25KAS
	50'	50	M25-50KAS
3"	25'	50	M30-25KAS
	50'	50	M30-50KAS

Coupled with NST (NH) female and male King™ short shank couplings, crimp sleeve, aluminum shank with brass pin lug swivel nut



Size	Length	Working Pressure PSI at 70°F (21°C)	Part #
1½"	25'	75	M15-25KAF
	50'	75	M15-50KAF
2½"	25'	50	M25-25KAF
	50'	50	M25-50KAF

Coupled with female and male (C & E) global aluminum cam and groove, crimp sleeve




Size	Length	Working Pressure PSI at 70°F (21°C)	Part #
1½"	25'	112	M15-25GAX
	50'	112	M15-50GAX
2"	25'	112	M20-25GAX
	50'	112	M20-50GAX
2½"	25'	112	M25-25GAX
	50'	112	M25-50GAX
3"	25'	112	M30-25GAX
	50'	112	M30-50GAX
4"	25'	112	M40-25GAX
	50'	112	M40-50GAX

Synthetic Double Jacket Mill Hose

Application:

- ideal for open end discharge applications, not intended for fire fighting service 

Features:

- outer construction: double jacket, all polyester
- tube construction: black, PVC rubber
- rated pressure: **250 PSI at 70°F (21°C)**
- working pressure: **200 PSI at 70°F (21°C)**
- double jacket hoses are *not* recommended for use with field reattachable couplings 
- Consult Dixon® for pricing and availability of additional lengths and other configurations.

Hose & Tubing

Uncoupled

Size	Bowl	Length	Part #
1½"	1-13/16"	50'	DM15-50UC
	1-13/16"	100'	DM15-100UC
2"	2-5/16"	50'	DM20-50UC
	2-5/16"	100'	DM20-100UC
2½"	2-7/8"	50'	DM25-50UC
	2-7/8"	100'	DM25-100UC



Coupled with female and male NST (NH) thread, rocker lug, aluminum expansion ring couplings

Size	Bowl	Length	Part #
1½"	1-13/16"	50'	DM15-50RAF
	1-13/16"	100'	DM15100RAF
2½"	2-7/8"	50'	DM25-50RAF
	2-7/8"	100'	DM25100RAF



Coupled with female and male NPSH thread, rocker lug, aluminum expansion ring couplings

Size	Bowl	Length	Part #
1½"	1-13/16"	50'	DM15-50RAS
	1-13/16"	100'	DM15100RAS
2"	2-5/16"	50'	DM20-50RAS
	2-5/16"	100'	DM20100RAS
2½"	2-7/8"	50'	DM25-50RAS
	2-7/8"	100'	DM25100RAS



Coupled with female and male NPT thread, rocker lug, aluminum expansion ring couplings

Size	Bowl	Length	Part #
1½"	1-13/16"	50'	DM15-50RAT
	1-13/16"	100'	DM15100RAT
2"	2-5/16"	50'	DM20-50RAT
	2-5/16"	100'	DM20100RAT
2½"	2-7/8"	50'	DM25-50RAT



Coupled with female and male (C & E) global aluminum cam and groove, crimp sleeve

Size	Bowl	Length	Part #
1½"	1-13/16"	50'	DM15-50GAX
	1-13/16"	100'	DM15100GAX
2"	2-5/16"	50'	DM20-50GAX
	2-5/16"	100'	DM20100GAX

NEW



Nitrile Washdown Hose

Application:

- ideal for industrial, agricultural and construction washdown and discharge applications, not for firefighting

**Features:**

- resistant to weather and abrasion
- working pressure: **200 PSI**

Coupled with NPSH female and male expansion ring couplings

Size	Length	Part #
1½"	50'	<i>WDH15BK50RAS</i>
	100'	<i>WDH15BK100RAS</i>
2"	50'	<i>WDH20BK50RAS</i>
	100'	<i>WDH20BK100RAS</i>
2½"	50'	<i>WDH25BK50RAS</i>
	100'	<i>WDH25BK100RAS</i>

Coupled with NST female and male expansion ring couplings

Size	Length	Part #
1½"	50'	<i>WDH15BK50RAF</i>
	100'	<i>WDH15BK100RAF</i>
2½"	25'	<i>WDH25BK25RAF</i>
	50'	<i>WDH25BK50RAF</i>
	100'	<i>WDH25BK100RAF</i>

Coupled with MNPT x MNPT male expansion ring couplings

Size	Length	Part #
1½"	50'	<i>WDH15BK50RAT</i>
	100'	<i>WDH15BK100RAT</i>
2"	50'	<i>WDH20BK50RAT</i>
	100'	<i>WDH20BK100RAT</i>

Nitrile Washdown Hose

Application:

- ideal for industrial, agricultural, chemical and construction washdown and discharge applications, not for firefighting

**Feature:**

- resistant to weather and abrasion

Coupled with NPSH female and male King™ short shank couplings, crimp sleeve, aluminum shank with brass pin lug swivel nut

Size	Length	Part #
1½"	25'	<i>WDH15BK25KAS</i>
	50'	<i>WDH15BK50KAS</i>
2"	25'	<i>WDH20BK25KAS</i>
	50'	<i>WDH20BK50KAS</i>
2½"	25'	<i>WDH25BK25KAS</i>
	50'	<i>WDH25BK50KAS</i>
3"	25'	<i>WDH30BK25KAS</i>
	50'	<i>WDH30BK50KAS</i>



Coupled with NST (NH) female and male King™ short shank couplings, crimp sleeve, aluminum shank with brass pin lug swivel nut

Size	Length	Part #
1½"	25'	<i>WDH15BK25KAF</i>
	50'	<i>WDH15BK50KAF</i>
2½"	25'	<i>WDH25BK25KAF</i>
	50'	<i>WDH25BK50KAF</i>




Coupled with female and male (C & E) global aluminum cam and groove, crimp sleeve

Size	Length	Part #
1½"	25'	<i>WDH15BK25GAX</i>
	50'	<i>WDH15BK50GAX</i>
2"	25'	<i>WDH20BK25GAX</i>
	50'	<i>WDH20BK50GAX</i>
2½"	25'	<i>WDH25BK25GAX</i>
	50'	<i>WDH25BK50GAX</i>
3"	25'	<i>WDH30BK25GAX</i>
	50'	<i>WDH30BK50GAX</i>
4"	25'	<i>WDH40BK25GAX</i>
	50'	<i>WDH40BK50GAX</i>



Nitrile Washdown Hose

Application:

- ideal for industrial, agricultural and construction washdown and discharge applications, not for firefighting 

Feature:

- resistant to weather and abrasion

Uncoupled



Size	Color	Bowl	Length	Working Pressure	Part #
1"	black	1¼"	50'	200 PSI	<i>WDH10BK50UC</i>
	black	1¼"	100'		<i>WDH10BK100UC</i>
	yellow	1¼"	100'		<i>WDH10Y100UC</i>
	blue	1¼"	100'		<i>WDH10BL100UC</i>
1½"	black	1-13/16"	50'		<i>WDH15BK50UC</i>
	black	1-13/16"	100'		<i>WDH15BK100UC</i>
2"	black	2-5/16"	50'		<i>WDH20BK50UC</i>
	black	2-5/16"	100'		<i>WDH20BK100UC</i>
2½"	black	2-13/16"	50'		<i>WDH25BK50UC</i>
	black	2-13/16"	100'		<i>WDH25BK100UC</i>
3"	black	3⅜"	50'	150 PSI	<i>WDH30BK50UC</i>
	black	3⅜"	100'		<i>WDH30BK100UC</i>
4"	black	4⅜"	50'		<i>WDH40BK50UC</i>
	black	4⅜"	100'		<i>WDH40BK100UC</i>
6"	black	6⅜"	50'		<i>WDH60BK50UC</i>
	black	6⅜"	100'		<i>WDH60BK100UC</i>

Hot Water Washdown Hose

Features:

- smooth extruded Chlorobutyl tube
- white, wrapped Hypalon cover (.075" thick) with braided textile reinforcement
- furnished with internal stainless steel spring guards at both ends
- ¾" male on one end and ½" male on the other
- working pressure: **250 PSI**
- maximum temperature: **200°F (93°C)**



Hose ID x Length	Part #
¾" x 25'	<i>SWDSHOSE25</i>
¾" x 50'	<i>SWDSHOSE50</i>

Pressure Washer Braided Hose

Feature:

- maximum temperature: **250°F (121°C)**



ID	Male Swivel Inlet	Male Swivel Outlet	Pressure Rating (PSI)	Length	Rubber Part #
⅜"	⅜"	⅜"	4,000	50'	<i>AR503830SSP</i>

Reelcraft® 5000 Series Spring Driven Hose Reels

Features:

- reel inlet $\frac{3}{8}$ " NPTF
- all steel construction
- full shaft and swivel
- supplied standard with PVC hose
- maximum temperature: **150°F (66°C)**
- Compressed air hose should not be converted to oxygen service; they are often contaminated with an oil coating, which can react explosively when oxygen is introduced.

**with hose**

Hose ID	Hose Length	Service	Working Pressure PSI	Part #
$\frac{1}{4}$ "	50'	air / water	300	5450LP
$\frac{3}{8}$ "	35'	air / water	300	5635LP
	50'	air / water	300	5650LP

without hose

Hose Capacity	Service	Working Pressure PSI	Part #
50' of $\frac{1}{4}$ " or 35' of $\frac{3}{8}$ "	air / water	500	5600LP
50' of $\frac{3}{8}$ "	air / water	500	5605LP

Reelcraft® 7000 Series Spring Driven Hose Reels

Features:

- all steel construction
- LP Low Pressure reels:
 - maximum temperature **150°F (66°C)**
 - reel inlet $\frac{1}{2}$ " NPTF
 - PVC hose is standard
- MP Medium Pressure reels:
 - maximum temperature **210°F (99°C)**
 - reel inlet $\frac{1}{2}$ " NPTF
 - SAE 100 R1T 1-wire braid hose available
- HP High Pressure reels:
 - maximum temperature **210°F (99°C)**
 - reel inlet $\frac{1}{4}$ " NPTF
 - SAE 100 R2T 2-wire braid hose available

with hose

Hose ID	Hose Length	Service	Working Pressure PSI	Part #
$\frac{3}{8}$ "	70'	air / water	300	7670LP
$\frac{1}{2}$ "	50'	air / water	300	7850LP

without hose

Hose Capacity	Service	Working Pressure PSI	Part #
70' of $\frac{3}{8}$ " , 50' of $\frac{1}{2}$ "	air / water	500	7800LP
50' of $\frac{3}{8}$ " or 50' of $\frac{1}{2}$ "	oil	3000	7800MP
50' of $\frac{1}{4}$ " or 50' of $\frac{3}{8}$ "	grease	5000	7600HP



Reelcraft® 80000 Series Spring Driven Hose Reels

Hose & Tubing



see below for bumper stops, consult Dixon® for uses other than stated services

Features:

- reel inlet ¾" NPTF
- five-in-one heat treated aluminum casting incorporates main shaft, ratchet, spring arbor and inlet/outlet plumbing in one-piece casting
- furnished standard with PVC hose
- maximum temperature is **150°F (66°C)** with hose
- maximum temperature is **210°F (99°C)** without hose


with hose

Hose ID	Hose Length	Service	Working Pressure PSI	Part #
½"	75'	air / water	300	82075LP
	100'	air / water	300	82100LP
¾"	50'	air / water	250	83050LP

without hose

Hose Capacity	Service	PSI	Part #
50' of ¾" or 100' of ½"	air / water	500	83000LP

Adjustable Hose Bumper Stops



Hose ID	Hose OD		Dimensions		Reel Series Used On	Part #
	From:	To:	B,C,E	D		
¼"	.438"	.625"	2½"	1¼"	5000	1-HR1004A
⅜"	.625"	.749"	2½"	1¼"	5000	1-HR1004
⅜"	.625"	.749"	3"	1¼"	7000	1-HR1004-3
½" or ⅜" 2-wire	.750"	1.050"	3"	1¼"	7000	2-HR1004-3
¾"	1.060"	1.300"	3"	1¼"	7000	3-HR1004-3
½"	.750"	1.050"	3½"	2⅞"	9000	2-HR1005
¾"	1.060"	1.380"	3½"	2⅞"	9000	3-HR1005
1"	1.390"	1.550"	3½"	2⅞"	9000	4-HR1005

- not included on hose reels ordered without hose, must order separately

Reelcraft® 30,000 Manual Driven Hose Reels



Features:

- reel frame, spool and drum are fabricated from heavy gauge steel
- all bolted construction - no welds
- manual driven standard
- motor drive available
- ½" inlet

without hose

Hose ID	Hose Capacity	Spool Width	Working Pressure PSI	Part #
¾"	100'	12"	1000	C33112L
½"	200'	12"	3000	C32112M

Hand Crank Hose Reel



Features:

- working PSI: **3,000 PSI**
- maximum temperature: **160°F (71°C)**
- ⅜" outlet, ⅜" inlet
- includes jumper hose, mounting bracket and crank handle
- holds 100' of ⅜" pressure hose

Steel
Part #

AR-REEL100

Contractors EPDM Water Hose

Features:

- heavy duty, crush proof solid brass couplings with wrench grips
- spiral synthetic cord reinforcement
- black cover
- working pressure: **150 PSI**
- temperature range: **-20°F to 180°F (-29°C to 82°C)**

Size	EPDM Part #	Optional Qty
¾" x 50'	CWH50	3



Hose & Tubing

Rubber Vinyl Garden Hose

Features:

- extra tough, five-ply construction
- exclusive, soft textured, abrasion-resistant green cover
- dual reinforced, heavy-duty, flexibility, kink resistance
- combines durability of rubber, easy handling of vinyl
- SEAL-TITE® leakproof coupling
- working pressure: **400 PSI**
- temperature range: **0°F to 140°F (-18°C to 60°C)**

Size	Rubber Vinyl Part #	Optional Qty
⅝" x 25'	SGH25	5
⅝" x 50'	SGH50	5
⅝" x 75'	SGH75	3
⅝" x 100'	SGH100	3



Premium EPDM Hose

Features:

- professional grade reinforcement provides maximum strength
- heavy-duty flexibility
- ultimate kink resistance
- SEAL-TITE® leakproof coupling
- lead-free drinking water safe
- 40% lighter than standard rubber hose
- black cover
- working pressure: **400 PSI**
- temperature range: **-40°F to 165°F (-40°C to 74°C)**

Size	EPDM Part #	Optional Qty
⅝" x 50'	PGH50	4
⅝" x 100'	PGH100	4



Flexogen® Hose

Features:

- heavy-duty, crush resistant, full-flow brass couplings with a built-in washer for tight sealing
- coils and handles easily in all weather
- lightweight patented 8-ply construction
- maximum kink resistance
- flow guard plus protective collar resists kinks at faucet
- polished surface resists abrasions, stains and mildew
- grey cover

Size	Flexogen® Part #
⅝" x 25'	FGH25
⅝" x 50'	FGH50



Perfect Water Hose

Hose & Tubing



Features

- for residential and industrial use
- lightweight, easy handling
- heavy duty male and female garden hose fittings
- blue cover
- polypropylene double helix construction with TPE cover
- flexible and kink-free
- working pressure: **100 PSI at 70°F (21°C)**
- burst pressure: **300 PSI at 70°F (21°C)**
- temperature range: **-20°F to 158°F (-29°C to 70°C)**

Size	Part #
5/8" x 25'	PWH25
5/8" x 50'	PWH50
5/8" x 100'	PWH100

Premium Flexzilla® Garden Hose

Features:

- temperature range: **-40°F to 150°F (-40°C to 66°C)**
- anodized aircraft aluminum fittings 3/4" - 1 1/2" GHT fittings on both ends of hose
- kink resistant under pressure
- no memory - lays flat, coils easily
- abrasion resistant
- rugged bend restrictors
- lightweight
- lime green cover



Size	Hybrid Polymer Part #
5/8" x 50'	KRH50
5/8" x 75'	KRH75
5/8" x 100'	KRH100

Top Level PVC Hose

Features:

- heavy-duty 3/4" brass couplings
- kink resistant
- green cover
- working pressure: **100 PSI**
- temperature range: **15°F to 150°F (-9°C to 66°C)**



Size	PVC Part #
5/8" x 50'	GGH50
5/8" x 75'	GGH75

Hot Water Rubber Reinforced Hose

Features:

- industrial style reinforcing for flexibility, high burst strength
- extra heavy-duty, crush-proof, machined brass couplings
- maximum wear, abrasion-resistant red cover
- lead-free drinking water safe
- 40% lighter than standard rubber hose
- withstands extensive hot water up to **-40°F to 165°F (-40°C to 74°C)**
- working pressure: **400 PSI**



Size	Rubber Part #	Optional Qty
5/8" x 50'	HWH50	4
3/4" x 50'	HWH50-75	4

N

N

Marine, Camper, Patio & Pool Hose

Features:

- lightweight to handle, easy to store
- USFDA - approved tube materials for food contact use
- nickel plated couplings
- lead-free drinking water safe
- white cover
- working pressure: **300 PSI** at ambient temperature **70°F (21°C)**



Hose & Tubing

Size	Part #	Optional Qty
5/8" x 50'	MCH50	5

Country Club® RT Hose

Features:

- for golf courses, parks, nurseries
- premium PVC for high strength, flexibility
- lightweight, easy handling
- industrial knit reinforcing for kink resistance
- heavy duty 1" NPSH brass couplings
- green cover
- working pressure: **150 PSI** at ambient temperature **70°F (21°C)**
- burst pressure: **450 PSI**



Size	PVC Part #	Optional Qty
1" x 50'	CCH50	2

PVC Tubing

Application:

- for use with standard shank fittings in low pressure liquid and pneumatic applications

domestic**Features:**

- for non-critical hospital use such as suction and draining
- made from non-toxic ingredients conforming to FDA and 3A standards
- shipped in individually boxed bundles, *sold only in lengths shown below*
- maximum temperature: **175°F (79°C)**



Size		Working Pressure PSI @ 72°F (22°C)	Length	Clear PVC Part #
OD	ID			
5/16"	3/16"	55	100'	CL0305
3/8"	1/4"	55	100'	CL0406
1/2"	1/4"	70	100'	CL0408
7/16"	5/16"	50	100'	CL0507
1/2"	3/8"	40	100'	CL0608
5/8"	3/8"	65	100'	CL0610
5/8"	1/2"	30	100'	CL0810
3/4"	1/2"	45	100'	CL0812
7/8"	5/8"	40	100'	CL1014
1"	3/4"	35	100'	CL1216
1-1/4"	1"	28	100'	CL1620
1-3/4"	1-1/4"	45	50'	CL2028-50
2"	1-1/2"	40	50'	CL2432-50

imported**Features:**

- temperature range: **14°F to 149°F (-10°C to 65°C)**
- shipped in bundles wrapped with PVC film, *sold only in lengths shown below*



Size		Working Pressure PSI @ 72°F (22°C)	Length	Clear PVC Part #
OD	ID			
3/8"	1/4"	50	100'	ICL0406
1/2"	3/8"	35	100'	ICL0608
5/8"	1/2"	35	100'	ICL0810
3/4"	1/2"	50	100'	ICL0812
1"	3/4"	35	100'	ICL1216
1 1/4"	1"	30	100'	ICL1620
2"	1 1/2"	15	50'	ICL2432

PVC Braided Tubing

Application:

- for use with standard shank fittings in low pressure liquid and pneumatic applications

domestic

Features:

- high grade tensile strength polyester yarn reinforcement
- temperature range: **27°F to 150°F (-3°C to 66°C)**
- shipped in coils, *sold only in lengths shown below*

Size		Working Pressure PSI @ 72°F (22°C)	Length	Clear PVC Part #
OD	ID			
.394	3/16"	315	300'	BR0306
.435	1/4"	315	300'	BR0446
.625	3/8"	265	300'	BR0609
.728	1/2"	215	300'	BR0812
.906	5/8"	200	300'	BR1014
1.024	3/4"	150	300'	BR1218
1.732	1-1/4"	110	100'	BR2027
1.950	1-1/2"	90	100'	BR2431



Hose & Tubing

imported

Features:

- for various machine tools and the transportation of chemicals
- temperature range: **14°F to 149°F (-10°C to 65°C)**
- shipped in bundles wrapped with PVC film, *sold only in lengths shown below*

Size		Working Pressure PSI @ 72°F (22°C)	Length	Clear PVC Part #
OD	ID			
1/2"	1/4"	142	300'	IBR0446
5/8"	3/8"	114	300'	IBR0609
3/4"	1/2"	100	300'	IBR0812
1-1/16"	3/4"	71	300'	IBR1218
1-5/16"	1"	71	200'	IBR1621



D.O.T. Air Brake Tubing Rolls

Features:

- meets Department of Transportation FMVSS-106 nylon material conforming to SAE J844
- working pressure: **150 PSI**
- temperature range: **-40°F to 200°F (-40°C to 93°C)**
- tubing cutters sold on page 888

Tube Size	Tubing Color	Length	Nylon Part #
3/16"	black	100'	J844-03-BL-100
1/4"	black	100'	J844-04-BL-100
	blue	100'	J844-04-B-100
	red	100'	J844-04-R-100
3/8"	black	100'	J844-06-BL-100
	blue	100'	J844-06-B-100
	red	100'	J844-06-R-100
1/2"	black	100'	J844-08-BL-100
5/8"	black	100'	J844-10-BL-100
3/4"	black	100'	J844-12-BL-100



Polyurethane Tubing

Features:

- naturally transparent
- temperature range: **-40°F to 165°F (-40°C to 74°C)**
- for use with the push-in fittings sold on pages 342-354
- excellent memory, flexibility and resistance to kinking
- good resistance to fuels and oils
- low gas and vapor permeability
- high compressive strength
- low compressive set and extractability levels
- outstanding abrasion resistance



Size		Wall	Working Pressure	Length	Polyurethane Part #
OD	ID	Thickness	PSI @ 75°F (24°C)		
1/8"	.062"	.0295"	255	250'	04063
5/32"	.094"	.0315"	210	100'	05094
1/4"	.160"	.0450"	175	100'	08160
3/8"	.245"	.0650"	170	100'	12250
1/2"	.320"	.0900"	175	50'	16320

Polyethylene Tubing

Features:

- designed for FDA applications, complies with 21CFR 177.1520 (c) food contact
- temperature range: **-50°F to 140°F (-46° to 60°C)**
- for use with the push-in fittings sold on pages 342-354
- flexible, lightweight, low-density polyethylene (LLDPE) tubing
- for use with plastic or metal inserts with outer sleeve; ferrule or clamps
- formulated to resist stress cracking



Size		Wall	Working Pressure	Length	Tubing Color	Polyethylene Part #
OD	ID	Thickness	PSI @ 75°F (24°C)			
1/4"	.125"	.062"	350	100'	natural	0804
1/4"	.170"	.040"	150	100'	natural	0817
1/4"	.170"	.040"	150	100'	blue	0817BL100
3/8"	.250"	.062"	150	100'	natural	1208
1/2"	.375"	.062"	125	100'	natural	1612

Size		Wall	Working Pressure	Length	Tubing Color	Polyethylene Part #
OD	ID	Thickness	PSI @ 75°F (24°C)			
1/4"	.170"	.040"	150	500'	blue	0817BL
1/4"	.170"	.040"	150	500'	black	0817BR
1/4"	.170"	.040"	150	500'	natural	0817CR
3/8"	.250"	.062"	150	500'	black	1208BR
3/8"	.250"	.062"	150	500'	natural	1208CR

Nylon Tubing

Features:

- naturally transparent
- temperature range: **-40°F to 180°F (-40°C to 82°C)**
- for use with the push-in fittings sold on pages 342-354
- recommended for applications requiring low density, lightweight toughness, flexibility and chemical resistance
- packaged in plastic bags



Size		Wall	Working Pressure	Length	Nylon Part #
OD	ID	Thickness	PSI @ 75°F (24°C)		
1/8"	.093"	.016"	270	100'	04093
5/32"	.106"	.025"	350	100'	05106
3/16"	.138"	.025"	260	100'	06138
1/4"	.170"	.040"	330	100'	08170
1/4"	.180"	.035"	290	100'	08180
3/8"	.275"	.050"	250	100'	12275
1/2"	.375"	.062"	240	100'	16375

Tubing cutters sold on page 888

Legris Nylon Tubing

Application:

- ideal for many industrial applications

Features:

- chemical, humidity and abrasive resistant
- semi rigid
- temperature range: **-65°F to 200°F (-54°C to 93°C)**



Size		Wall Thickness	Working Pressure PSI @ 75°F (24°C)	Length	Natural Nylon Part #	Black Nylon Part #	Blue Nylon Part #
OD	ID						
1/8"	.093"	.016"	250	50'	1091P5300	1091P5301	1091P5304
5/32"	.106"	.025"	300	50'	1091P0400	1091P0401	1091P0404
3/16"	.138"	.025"	250	50'	1091P5500	1091P5501	---
1/4"	.170"	.040"	300	50'	1091P5600	1091P5601	1091P5604
5/16"	.233"	.040"	250	50'	1091P0800	1091P0801	1091P0804
3/8"	.275"	.050"	250	50'	1091P6000	1091P6001	1091P6004
1/2"	.375"	.062"	250	50'	1091P6200	1091P6201	1091P6204

Size		Wall Thickness	Working Pressure PSI @ 75°F (24°C)	Length	Natural Nylon Part #	Black Nylon Part #	Blue Nylon Part #
OD	ID						
1/8"	.093"	.016"	250	100'	1094P5300	1094P5301	1094P5304
5/32"	.106"	.025"	300	100'	1094P0400	1094P0401	1094P0404
3/16"	.138"	.025"	250	100'	1094P5500	1094P5501	---
1/4"	.170"	.040"	300	100'	1094P5600	1094P5601	1094P5604
5/16"	.233"	.040"	250	100'	1094P0800	1094P0801	1094P0804
3/8"	.275"	.050"	250	100'	1094P6000	1094P6001	1094P6004
1/2"	.375"	.062"	250	100'	1094P6200	1094P6201	1094P6204

Polyurethane - 95 Durometer Tubing

Application:

- good for applications where space is tight; for applications where tubing will be exposed, black tubing is recommended

Features:

- high flexibility and a small bend radius
- temperature range: **-40°F to 165°F (-40°C to 74°C)**



Size		Wall Thickness	Working Pressure PSI @ 75°F (24°C)	Length	Clear Polyurethane Part #	Black Polyurethane Part #	Blue Polyurethane Part #
OD	ID						
1/8"	.062"	.031"	233	50'	1091U53R00	1091U5301	1091U5304
5/32"	.093"	.031"	176	50'	1091U04R00	1091U0401	1091U0404
1/4"	.160"	.045"	148	50'	1091U56R00	1091U5601	1091U5604
5/16"	.216"	.049"	148	50'	1091U08R00	1091U0801	1091U0804
3/8"	.250"	.066"	147	50'	1091U60R00	1091U6001	1091U6004
1/2"	.320"	.090"	140	50'	1091U62R00	1091U6201	1091U6204

Size		Wall Thickness	Working Pressure PSI @ 75°F (24°C)	Length	Clear Polyurethane Part #	Black Polyurethane Part #	Blue Polyurethane Part #
OD	ID						
1/8"	.062"	.031"	233	100'	1094U53R00	1094U5301	1094U5304
5/32"	.093"	.031"	176	100'	1094U04R00	1094U0401	1094U0404
1/4"	.160"	.045"	148	100'	1094U56R00	1094U5601	1094U5604
5/16"	.216"	.049"	148	100'	1094U08R00	1094U0801	1094U0804
3/8"	.250"	.066"	147	100'	1094U60R00	1094U6001	1094U6004
1/2"	.320"	.090"	140	100'	1094U62R00	1094U6201	1094U6204

Fluoropolymer FEP 140 Tubing

Features:

- FDA compliant materials
- provides excellent resistance to aggressive and corrosive agents and high temperatures
- maximum temperature: **300°F (149°C)**

Size		Wall Thickness	Working Pressure PSI @ 72°F (22°C)	Length	Clear Fluoropolymer Part #
OD	ID				
1/8"	.062"	.031"	500	25'	1092T5300
1/4"	.170"	.031"	165	25'	1092T5600
3/8"	.300"	.062"	249	25'	1092T6000
1/2"	.420"	.062"	165	25'	1092T6200



Coil-Chief Self-Storing Air Hose

Hose & Tubing



hose - fittings included

Feature:

- supplied with swivel on one end

Hose ID	Length	Male NPT	Working Pressure @ 70°F (21°C)	Nylon Part #
1/4"	12'	1/4"	185	CC1412
	25'	1/4"	185	CC1425
	50'	1/4"	185	CC1450
3/8"	25'	3/8"	165	CC3825
	50'	3/8"	165	CC3850
1/2"	25'	1/2"	170	CC1225
	50'	1/2"	170	CC1250

bulk hose - no fittings

- need assembly kits below for ends



Hose ID	Length	Nylon Part #
1/4"	100'	CC14100B
3/8"	100'	CC38100B
1/2"	100'	CC12100B

Assembly Kits

- kit includes: fittings, nut, insert, ferrule and spring guard



RK110 assembly kit

Size	Fitting Type	Part #
1/4"	rigid male	RK090
1/4"	swivel male	RK092
3/8"	rigid male	RK110
3/8"	swivel male	RK112
1/2"	rigid male	RK118
1/2"	swivel male	RK119

Polyurethane Self-Storing Air Hose (fittings included)

Features:

- extremely flexible - resists kinking
- impervious to abrasions, heat and oil
- superior elasticity and coil memory
- both ends swivel

Hose ID	Length	Male NPT	Working Pressure (PSI)	Polyurethane Part #
1/4"	10'	1/4"	145	PU1410
	15'	1/4"	145	PU1415
	25'	1/4"	145	PU1425
3/8"	15'	3/8"	135	PU3815
	20'	3/8"	135	PU3820
	25'	3/8"	135	PU3825
	50'	3/8"	135	PU3850
1/2"	15'	1/2"	155	PU1215



Hose & Tubing

Repair Kits

Size	Tubing Size		Type	Brass Part #
	ID	OD		
1/4"	1/4"	3/8"	swivel male	PSM0404
	3/8"	9/16"	swivel male	PSM0604



Polyurethane Air Hose (fittings included)

Features:

- durable and lightweight
- nylon-reinforced braid allows for higher working pressure
- excellent flexibility
- oil resistant
- durometer: Shore A 85
- temperature range: -40°F to 155°F (-40°C to 68°C)
- working pressure: 210 PSI at 70°F (21°C)

Hose ID	Length	Male NPT	Polyurethane Part #
1/4"	50'	1/4"	450-4S
3/8"	50'	1/4"	650-4S
	50'	3/8"	650-6S



PVC Tubing and Hose Cutters

Hose & Tubing



Features:

- rugged construction cuts up to 3/4" tubing or hose
- corrosion resistant hardened steel blade ensures straight, crisp cuts for optimum fit

Part #

TC97
TC97RB

Features:

- cuts low pressure fabric reinforced hose up to 1" OD
- reversible blade



Part #

HC90
HC90RB (replacement blade)

Features:

- cuts hose and tubing up to 1 7/8" OD
- tough fiberglass reinforced handle
- stainless steel blade



Part #

LHC95
LHC95RB (replacement blade)

Nominal

Application:

- suitable for conveying chemicals, foods, pharmaceuticals, oils, gas, fuels and steam

Features:

- nominal standard smooth bore PTFE hose meets SAE100R14
- size range: dash-3 to dash-20
- temperature range: **-100°F to 450°F (-73°C to 232°C)**
- 304 stainless braided
- extruded or heat shrink coverings are available upon request
- boxed coils (bulk, per ft. lengths and full reels available from Maryland and Texas call Dixon® at 888.226.4673)
- for use with PTFE fittings on page 890

**Nominal Smooth Bore PTFE Hose
(fittings not included)**



Nominal Size	Average ID	Length in Feet	Dash Size	Working Pressure	Burst Pressure	White, non-conductive Part #	Black, conductive Part #
3/16"	.125"	100'	dash-3	3000 PSI	12000	---	BSB-03-100
1/4"	.187"	100'	dash-4	3000 PSI	12000	WSB-04-100	BSB-04-100
5/16"	.250"	100'	dash-5	3000 PSI	12000	WSB-05-100	BSB-05-100
3/8"	.312"	100'	dash-6	2500 PSI	10000	WSB-06-100	BSB-06-100
3/8T"	.375"	100'	dash-6T	2250 PSI	9000	WSB-06T-100	BSB-06T-100
1/2"	.405"	100'	dash-8	2000 PSI	8000	WSB-08-100	BSB-08-100
5/8"	.500"	100'	dash-10	1750 PSI	7000	WSB-10-100	BSB-10-100
3/4"	.625"	100'	dash-12	1500 PSI	6000	WSB-12-100	BSB-12-100
3/4T"	.750"	50'	dash-12T	1100 PSI	4400	WSB-12T-50	BSB-12T-50
1"	.875"	50'	dash-16	1000 PSI	4000	WSB-16-50	BSB-16-50

**Nominal Smooth Bore PTFE Hose Per Foot Length
(fittings not included)**

Nominal Size	Average ID	Dash Size	White, non-conductive Part #	Black, conductive Part #
3/16"	.125"	dash-3	WSB-03	BSB-03
1/4"	.187"	dash-4	WSB-04	BSB-04
5/16"	.250"	dash-5	WSB-05	BSB-05
3/8"	.312"	dash-6	WSB-06	BSB-06
3/8T"	.375"	dash-6T	WSB-06T	BSB-06T
1/2"	.405"	dash-8	WSB-08	BSB-08
5/8"	.500"	dash-10	WSB-10	BSB-10
3/4"	.625"	dash-12	WSB-12	BSB-12
3/4T"	.750"	dash-12T	WSB-12T	BSB-12T
1"	.875"	dash-16	WSB-16	BSB-16
1T"	1.000"	dash-16T	WSB-16T	BSB-16T
1-1/4"	1.125"	dash-20Z	WSB-20Z¹	BSB-20Z¹

¹ double braided


- per feet lengths are available from Maryland and Texas only, call Dixon® at 888.226.4673

Nominal Fittings

Crimp Collars for all nominal fittings are included

- for use with PTFE hoses on page 899


Hose & Tubing



Female JIC Swivels


Hose Size	Thread Size	Carbon Steel Part #	304 Stainless Steel Part #	Brass Part #
dash 4	¼"	<i>FJC-04-04</i>	<i>FJS-04-04</i>	<i>FJB-04-04</i>
dash 5	5/16"	<i>FJC-05-05</i>	<i>FJS-05-05</i>	<i>FJB-05-05</i>
dash 6	¾"	<i>FJC-06-06</i>	<i>FJS-06-06</i>	<i>FJB-06-06</i>
dash 8	½"	<i>FJC-08-08</i>	<i>FJS-08-08</i>	<i>FJB-08-08</i>
dash 10	⅝"	<i>FJC-10-10</i>	<i>FJS-10-10</i>	<i>FJB-10-10</i>
dash 12	¾"	<i>FJC-12-12</i>	<i>FJS-12-12</i>	<i>FJB-12-12</i>
dash 16	1"	<i>FJC-16-16</i>	<i>FJS-16-16</i>	<i>FJB-16-16</i>
dash 20Z	1¼"	<i>FJC-20Z-20</i>	<i>FJS-20Z-20</i>	<i>FJB-20Z-20</i>

Rigid Male Pipe Fittings



Hose Size	Thread Size	Carbon Steel Part #	304 Stainless Steel Part #	Brass Part #
dash 4	⅛"	<i>MPC-04-02</i>	<i>MPS-04-02</i>	<i>MPB-04-02</i>
dash 4	¼"	<i>MPC-04-04</i>	<i>MPS-04-04</i>	<i>MPB-04-04</i>
dash 5	¼"	<i>MPC-05-04</i>	<i>MPS-05-04</i>	<i>MPB-05-04</i>
dash 6	¼"	<i>MPC-06-04</i>	<i>MPS-06-04</i>	<i>MPB-06-04</i>
dash 6	⅜"	<i>MPC-06-06</i>	<i>MPS-06-06</i>	<i>MPB-06-06</i>
dash 8	⅜"	<i>MPC-08-06</i>	<i>MPS-08-06</i>	<i>MPB-08-06</i>
dash 8	½"	<i>MPC-08-08</i>	<i>MPS-08-08</i>	<i>MPB-08-08</i>
dash 10	½"	<i>MPC-10-08</i>	<i>MPS-10-08</i>	<i>MPB-10-08</i>
dash 12	¾"	<i>MPC-12-12</i>	<i>MPS-12-12</i>	<i>MPB-12-12</i>
dash 16	1"	<i>MPC-16-16</i>	<i>MPS-16-16</i>	<i>MPB-16-16</i>
dash 20Z	1¼"	<i>MPC-20Z-20</i>	<i>MPS-20Z-20</i>	<i>MPB-20Z-20</i>

Female SAE Swivels



Hose Size	Thread Size	Carbon Steel Part #	Brass Part #
dash 6	⅜"	<i>SAEC-06-06</i>	<i>SAEB-06-06</i>
dash 12	¾"	<i>SAEC-12-12</i>	<i>SAEB-12-12</i>

Nominal PTFE Hose Insertion Tool and Dies

Feature:

- takes the hassle out of installing crimp collars onto braided PTFE Hose; with a few simple steps even challenging braid can be easily and safely inserted into the crimp collar



Size	Description	Part #
---	tool / die holder	<i>ITDH</i>
dash 4	die	<i>ITD-04</i>
dash 5	die	<i>ITD-05</i>
dash 6	die	<i>ITD-06</i>
dash 8	die	<i>ITD-08</i>
dash 10	die	<i>ITD-10</i>
dash 12	die	<i>ITD-12</i>
dash 16	die	<i>ITD-16</i>

Nominal PTFE Hose Insertion Tool and Dies

Feature:

- takes the hassle out of installing crimp collars onto braided PTFE Hose; with a few simple steps even challenging braid can be easily and safely inserted into the crimp collar

Description	Size	Part #
tool / die holder	---	ITDH
die	dash 4	ITD-04
die	dash 5	ITD-05
die	dash 6	ITD-06
die	dash 8	ITD-08
die	dash 10	ITD-10
die	dash 12	ITD-12
die	dash 16	ITD-16



Nominal Smooth Bore PTFE Hose Fittings

Crimp Collars for all nominal fittings are included

- for use with PTFE hoses on pages 889 to 892

Tube End Stubs

Hose Size	Tube Size	304 Stainless Steel Part #
dash 4	¼"	TES-04-04
dash 6	⅜"	TES-06-06
dash 8	½"	TES-08-08
dash 12	¾"	TES-12-12
dash 16	1"	TES-16-16



45° FJIC Fittings

Hose Size	Thread Size	304 Stainless Steel Part #	Carbon Steel Part #
dash 3	3/16"	FJS45-03-03	FJC45-03-03
dash 4	¼"	FJS45-04-04	FJC45-04-04
dash 5	5/16"	FJS45-05-05	FJC45-05-05
dash 6	⅜"	FJS45-06-06	FJC45-06-06
dash 8	½"	FJS45-08-08	FJC45-08-08
dash 10	⅝"	FJS45-10-10	FJC45-10-10
dash 12	¾"	FJS45-12-12	FJC45-12-12
dash 16	1"	FJS45-16-16	FJC45-16-16
dash 20Z	1¼"	FJS45-20Z-20	FJC45-20Z-20



90° FJIC Fittings

Hose Size	Thread Size	304 Stainless Steel Part #	Carbon Steel Part #
dash 3	3/16"	FJS90-03-03	FJC90-03-03
dash 4	¼"	FJS90-04-04	FJC90-04-04
dash 5	5/16"	FJS90-05-05	FJC90-05-05
dash 6	⅜"	FJS90-06-06	FJC90-06-06
dash 8	½"	FJS90-08-08	FJC90-08-08
dash 10	⅝"	FJS90-10-10	FJC90-10-10
dash 12	¾"	FJS90-12-12	FJC90-12-12
dash 16	1"	FJS90-16-16	FJC90-16-16
dash 20Z	1¼"	FJS90-20Z-20	FJC90-20Z-20



True ID Hose

Hose & Tubing




(WOC)
PTFE convoluted
non-conductive



(BOC)
PTFE convoluted
conductive



(WTB)
PTFE smooth bore
non-conductive



(BTB)
PTFE smooth bore
conductive

Application:

- suitable for conveying acids, chemicals, foods and pharmaceuticals

Features:

- size range: ¼" to 2"
- temperature range: -100°F to 450°F (-73°C to 232°C)
- boxed coils (bulk, per ft. lengths and full reels available from Maryland and Texas, call Dixon® at 888.226.4673)
- 304 stainless braided
- other braids including synthetic, extruded and heat shrink coverings are available upon request
- for use with PTFE fittings on pages 890 to 891

True ID Open Pitch Convoluted Hose
(fittings not included)

Size	Working Pressure PSI	Burst Pressure PSI	White, non-conductive Part #	Black, conductive Part #
¼"	1740	6960	WOC-T04	BOC-T04
⅜"	1850	7400	WOC-T06	BOC-T06
½"	1500	6000	WOC-T08	BOC-T08
¾"	1300	5200	WOC-T12	BOC-T12
1"	1000	4000	WOC-T16	BOC-T16
1¼"	900	3600	WOC-T20	BOC-T20
1½"	700	2800	WOC-T24	BOC-T24
2"	500	2000	WOC-T32	BOC-T32

Heavy Wall True ID Smooth Bore Hose
(fittings not included)

Size	Working Pressure PSI	Burst Pressure PSI	White, non-conductive Part #	Black, conductive Part #
¼"	3000	12000	WTB-T04	BTB-T04
⅜"	2250	9000	WTB-T06	BTB-T06
½"	1500	6000	WTB-T08	BTB-T08
¾"	1100	4400	WTB-T12	BTB-T12
1"	900	3600	WTB-T16	BTB-T16
1"	1650	6600	WTB-T16Z	BTB-T16Z
1¼"	1000	4000	WTB-T20Z	BTB-T20Z
1½"	1100	4000	WTB-T24Z	BTB-T24Z

True ID Fittings

Crimp collars for all True ID fittings are sold separately

Female JIC Swivels



Size	Carbon Steel Part #	316 Stainless Steel Part #
¼"	FJC-T04	FJR-T04
⅜"	FJC-T06	FJR-T06
½"	FJC-T08	FJR-T08
¾"	FJC-T12	FJR-T12
1"	FJC-T16	FJR-T16
1¼"	FJC-T20	FJR-T20
1½"	FJC-T24	FJR-T24
2"	FJC-T32	FJR-T32

Rigid Male Pipe Fittings



Size	Carbon Steel Part #	316 Stainless Steel Part #
¼"	MPC-T04	MPR-T04
⅜"	MPC-T06	MPR-T06
½"	MPC-T08	MPR-T08
¾"	MPC-T12	MPR-T12
1"	MPC-T16	MPR-T16
1¼"	MPC-T20	MPR-T20
1½"	MPC-T24	MPR-T24
2"	MPC-T32	MPR-T32

True ID Fittings

PTFE Hose Fittings

- for use with PTFE hoses on pages 889 to 892

Sanitary Tri-Clamps

Hose Size	Clamp Size	316 Stainless Steel Part #
1/2"	1"	TCR-T08-16
1/2"	1 1/2"	TCR-T08-24
3/4"	1 1/2"	TCR-T12-24
1"	1"	TCR-T16-16
1"	1 1/2"	TCR-T16-24
1 1/2"	1 1/2"	TCR-T24-24
2"	2"	TCR-T32-32



Mini Sanitary Tri-Clamps

Size	316 Stainless Steel Part #
1/2"	TCMR-T08
3/4"	TCMR-T12



- contact Dixon® at 888.226.4673 for GSM and PTFE hose assemblies

Flange Retainers

Feature:

- for use with lap joint flanges, see pages 684 to 685

Size	316 Stainless Steel Part #	316 Stainless Steel PTFE Encapsulated Part #
1/2"	FRR-T08	---
3/4"	FRR-T12	FRRE-T12
1"	FRR-T16	FRRE-T16
1 1/4"	FRR-T20	FRRE-T20
1 1/2"	FRR-T24	FRRE-T24
2"	FRR-T32	FRRE-T32

Crimp Collars
Convuluted Crimp Collar

Features:

- for open pitch convuluted PTFE hose only
- new design for ease of installation and improved appearance of finished crimp

Size	Carbon Steel Part #	304 Stainless Steel Part #
1/4"	CSC-T04-1	SSC-T04-1
3/8"	CSC-T06-1	SSC-T06-1
1/2"	CSC-T08-1	SSC-T08-1
3/4"	CSC-T12-1	SSC-T12-1
1"	CSC-T16-1	SSC-T16-1
1 1/4"	CSC-T20-1	SSC-T20-1
1 1/2"	CSC-T24-1	SSC-T24-1
2"	CSC-T32-1	SSC-T32-1



Features:

- for True ID smooth bore PTFE hose only
- new design for ease of installation and improved appearance of finished crimp

Size	Carbon Steel Part #	304 Stainless Steel Part #
1/4"	CSC-T04-2	SSC-T04-2
3/8"	CSC-T06-2	SSC-T06-2
1/2"	CSC-T08-2	SSC-T08-2
3/4"	CSC-T12-2	SSC-T12-2
1"	CSC-T16-2	SSC-T16-2
1 1/4"	CSC-T20-2	SSC-T20-2
1 1/2"	CSC-T24-2	SSC-T24-2



Contact Dixon® at 888.226.4673 for assembly instructions and crimp recommendations.

Spiral Hose and Cable Protection

Application:

- used in mining, quarrying, forestry, offshore industries and most hydraulic hose applications

Features:

- crush and high abrasion resistance
- chemical and UV ray resistant
- self-lubricating to reduce hose wear
- easy to install on-site
- smooth radius on all edges
- can be used on single or multiple hose bundles
- spiral guard ID is equal to the guard at rest
- sold in coil lengths only



Flame Retardant Product

Features:

- approved by MSHA #1C-264/0
- tested to: AS 2600, AS1180.10B, AS 1180.13A
- flame retardant, self extinguishing, anti static
- temperature range: **-148°F to 262°F (-100°C to 128°C)**
- color: black

Nominal ID	Coil Length	OD Range (inches)	Part #
0.45"	66'	.47" to .86"	FRSGX16
0.55"	66'	.62" to 1.06"	FRSGX20
0.80"	66'	.86" to 1.37"	FRSGX25
1.00"	66'	1.06" to 1.69"	FRSGX32
1.26"	66'	1.30" to 2.17"	FRSGX40
1.50"	66'	1.65" to 2.52"	FRSGX50
2.00"	66'	2.05" to 2.95"	FRSGX63
2.40"	66'	2.56" to 3.80"	FRSGX75
2.83"	66'	3.15" to 4.30"	FRSGX90
3.43"	33'	3.80" to 4.90"	FRSGX110

Standard Product

Features:

- not flame retardant
- temperature range: **-40°F to 248°F (-40°C to 120°C)**



Nominal ID	Coil Length	OD Range (inches)	Part #
0.45"	66'	.47" to .86"	NFSGX16
0.55"	66'	.62" to 1.06"	NFSGX20
0.80"	66'	.86" to 1.37"	NFSGX25
1.00"	66'	1.06" to 1.69"	NFSGX32
1.26"	66'	1.30" to 2.17"	NFSGX40
1.50"	66'	1.65" to 2.52"	NFSGX50
2.00"	66'	2.05" to 2.95"	NFSGX63
2.40"	66'	2.56" to 3.80"	NFSGX75
2.83"	66'	3.15" to 4.30"	NFSGX90
3.43"	33'	3.80" to 4.90"	NFSGX110
4.48"	40'	4.50" to 5.50"	NFSGX125
5.07"	27'	4.80" to 6.00"	NFSGX140
5.87"	20'	5.70" to 7.00"	NFSGX160



Fiberglass Sleeving

Features:

- thermal insulation protection in applications with service temperatures up to **1000°F (538°C)**
- supplied in a continuous length of 100'
- 1/16" wall thickness
- braided from texturized E-glass filament yarns, untreated tubing is flexible and expands to cover changing diameters
- Made in USA

Nominal ID	Fiberglass Part #
1/4"	LW04200
3/8"	LW06200
1/2"	LW08200
5/8"	LW10200
3/4"	LW12200
7/8"	LW14200
1"	LW16200
1 1/4"	LW20200
1 1/2"	LW24200
2"	LW32200
2 1/2"	LW40200
3"	LW48200
3 1/2"	LW56200
4"	LW64200



Hose & Tubing

Kevlar® Protective Sleeves

Features:

- braided cut-resistant 100% genuine Kevlar® fiber sleeve provides excellent flexibility
- provides protection for hydraulic hoses full lines, wires, cables and many other systems
- working temperature: continuous **320°F (160°C)**, short term **570°F (300°C)**
- 3000 denier ballistic grade Kevlar®; nonirritating fiber
- Made in USA

Sleeve ID	100' spool Part #
1/2" (13 mm)	KS08200
3/4" (19 mm)	KS12200
1" (25 mm)	KS16200
1 1/4" (32 mm)	KS20200
1 1/2" (38 mm)	KS24200
1 3/4" (44 mm)	KS28200
2" (51 mm)	KS32200
2 1/2" (64 mm)	KS40200
3" (76 mm)	KS48200
3 1/2" (89 mm)	KS56200
4" (102 mm)	KS64200

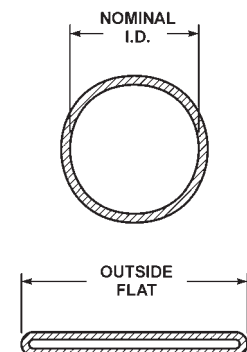


Nylon Protective Sleeves - MSHA Accepted

Features:

- woven tubular sleeving, for use as a protective covering on hydraulic and industrial hose
- tight weave of seamless tubular sleeving helps dispense the flow of fluid in a ruptured hose
- MSHA accepted, withstands temperatures up to **275°F (135°C)**, passes flammability tests
- not continuous rolls/has splices

Nominal ID	Outside Flat	100' rolls Part #	300' rolls Part #
0.90"	1.50"	DHS90-100	DHS90-300
1.00"	1.66"	DHS100-100	DHS100-300
1.13"	1.88"	DHS106-100	DHS106-300
1.25"	2.13"	DHS122-100	DHS122-300
1.46"	2.25"	DHS138-100	DHS138-300
1.42"	2.50"	DHS142-100	DHS142-300
1.58"	2.75"	DHS159-1-100	DHS159-1-300
1.78"	2.88"	DHS175-100	DHS175-300
1.91"	3.00"	DHS181-100	DHS181-300
2.18"	3.63"	DHS219-100	DHS219-300
2.38"	3.88"	DHS238-100	DHS238-300
2.65"	4.25"	DHS263-100	DHS263-300
2.86"	4.75"	DHS288-100	DHS288-300
3.65"	5.88"	DHS366-100	DHS366-300



Spring Guard

Features:

- protects hose against the effects of flexing at its most vulnerable point - immediately behind the coupling
- optional end tang allows end guard to be secured under a clamp or ferrule
- wire fits most hose OD's from 1/2" to 3 1/4", contact Dixon® for custom sizes or lengths

Hose & Tubing



with tang

Guard ID	Wire Gauge	Overall Length	Tang Length	Approx. # of Coils/Ft.	Galvanized Steel Part #	304 Stainless Steel Part #
3/4"	0.175	12"	1"	33	SEGC1-0.75-12	SEGS1-0.75-12
1"	0.175	12"	1"	33	SEGC1-1.00-12	SEGS1-1.00-12
1 1/4"	0.175	14"	2"	39	SEGC1-1.25-14	SEGS1-1.25-14
1 1/2"	0.175	14"	2"	39	SEGC1-1.50-14	SEGS1-1.50-14
1 3/4"	0.175	16"	2"	44	SEGC1-1.75-16	SEGS1-1.75-16
2"	0.280	16"	2"	44	SEGC1-2.00-16	SEGS1-2.00-16
2 1/2"	0.280	18"	2"	50	SEGC1-2.50-18	SEGS1-2.50-18
3"	0.280	18"	2"	50	SEGC1-3.00-18	SEGS1-3.00-18

without tang

Guard ID	Wire Gauge	Overall Length	Tang Length	Approx. # of Coils/Ft.	Galvanized Steel Part #	304 Stainless Steel Part #
3/4"	0.175	12"	1"	33	SEGC0-0.75-12	SEGS0-0.75-12
1"	0.175	12"	1"	33	SEGC0-1.00-12	SEGS0-1.00-12
1 1/4"	0.175	14"	2"	39	SEGC0-1.25-14	SEGS0-1.25-14
1 1/2"	0.175	14"	2"	39	SEGC0-1.50-14	SEGS0-1.50-14
1 3/4"	0.175	16"	2"	44	SEGC0-1.75-16	SEGS0-1.75-16
2"	0.280	16"	2"	44	SEGC0-2.00-16	SEGS0-2.00-16
2 1/2"	0.280	18"	2"	50	SEGC0-2.50-18	SEGS0-2.50-18
3"	0.280	18"	2"	50	SEGC0-3.00-18	SEGS0-3.00-18



Continuous Spring Guard

Features:

- protects hose from external abrasion and helps resist over flexing
- fits tight to hose reducing the potential for snagging
- contact Dixon® at 888.226.4673 for custom lengths or sizes



Guard ID	Wire Gauge	Overall Length	Approx. # of Coils/Ft.	Galvanized Steel Part #	304 Stainless Steel Part #
3/4"	0.175"	25'	33'	CWG-C-0.75-25	CWG-S-0.75-25
1"	0.175"	25'	33'	CWG-C-1.00-25	CWG-S-1.00-25
1 1/4"	0.175"	25'	33'	CWG-C-1.25-25	CWG-S-1.25-25
1 1/2"	0.175"	25'	33'	CWG-C-1.50-25	CWG-S-1.50-25
1 3/4"	0.175"	25'	33'	CWG-C-1.75-25	CWG-S-1.75-25
2"	0.280"	25'	33'	CWG-C-2.00-25	CWG-S-2.00-25
2 1/2"	0.280"	25'	33'	CWG-C-2.50-25	CWG-S-2.50-25
3"	0.280"	25'	33'	CWG-C-3.00-25	CWG-S-3.00-25



GSM Ball-Joint Armored Hose Assemblies



Application:

- includes but not limited to: water cooling hose, oxygen supply hose, hydraulic hose, natural gas hose, black liquor hose, steam hose

Sizes:

- 1/4" through 16" bore
- lengths to 120'

Materials:

- armor: galvanized steel or stainless steel
- wide selection of inner hoses specific to the demands of the application are industrial, hydraulic, stainless steel or PTFE

Features:

- extremely flexible armor protects from heat, slag splash and harsh environments
- heat resistant insulation to 1000°F
- temperature rating depends on specific applications, consult Dixon®
- a variety of end connections are available, contact Dixon® at 888.226.4673

Thread Tape & Sealant..... 898 to 899

PTFE tape	898
American made (purple)	898
Industrial (white)	898
Stainless steel (gray)	898
Industrial heavy duty (pink)	898
For LP gas (yellow)	898
Thread sealant paste.....	899
Joint sealant gasket material.....	899
Leak detector.....	899

Coupling Inserters 900

Coupling inserter for large hose	900
Coupling inserter for 5 ton ram.....	900

Testing Equipment..... 901 to 903

Hand hydrotest pump	901
Hydrostatic test pumps.....	901
Hydrostatic test pump accessories.....	902
Sprinkler system gauges (UM-393).....	903
Line test gauges	903
Three way gauge valve	903
PITOT gauge	903
Sprinkler line tester.....	903

Accessories 904 to 907

Dixon® coupling lubricant	904
WD-40 smart straw	904
Spill kits	904
Dixon® soft hose mallet.....	905
Dixon® hose knife	905
Diameter tape	905
Screw pitch gauge	905
Bottle opener.....	906
Safety tag	906
Safety tape	906
Stretch straps	907
Pick head fire axe	907

Grease Whip Fittings..... 908 to 909


Grease whip hose assemblies.....	908
Grease whip hose fittings.....	908
Grease whip fittings - Zerk.....	909

Oxy-Acetylene Fittings 910

Oxy-acetylene hose couplings.....	910
Oxy-acetylene connecting spuds.....	910
Oxy-acetylene adapters.....	910
Oxy-acetylene ferrules.....	910

American Made PTFE Tape (Purple)

Features:

- thickness: 3.5 mil (0.0035 mm)
- temperature range: -450°F to 500°F (-268°C to 260°C)
- superior quality
- not for use in oxygen applications 



Size	Length	Part #
1/2"	520"	<i>TTPM50-520</i>
	700"	<i>TTPM50-700</i>
	1429"	<i>TTPM50-1429</i>
3/4"	520"	<i>TTPM75-520</i>
	700"	<i>TTPM75-700</i>
	1429"	<i>TTPM75-1429</i>
1"	520"	<i>TTPM100-520</i>
	700"	<i>TTPM100-700</i>
	1429"	<i>TTPM100-1429</i>

Industrial PTFE Tape (White)

Features:

- thickness: 3.5 mil (0.0035 mm)
- temperature range: -212°F to 500°F (-136°C to 260°C)



Size	Length	Part #	Optional Qty
1/2"	260"	<i>TTA50</i>	550
	520"	<i>TTB50</i>	500
	1296"	<i>TTC50</i>	250
3/4"	260"	<i>TTA75</i>	350
	520"	<i>TTB75</i>	350
1"	520"	<i>TTB100</i>	250

Stainless Steel PTFE Tape (Gray)

Features:

- thickness: 4 mil
- temperature range: -450°F to 550°F (-268°C to 288°C)
- useful on stainless steel threaded joints or connections
- PTFE with nickel added, nickel acts like a ball bearing
- made in the US



Size	Length	Part #	Optional Qty
1/2"	260"	<i>TTA50SS</i>	10

Industrial Heavy Duty PTFE Tape (Pink)

Features:

- thickness: 4 mil
- temperature range: -400°F to 500°F (-240°C to 260°C)



Size	Length	Part #	Optional Qty
1/2"	540"	<i>TTBP50</i>	500

PTFE Tape for LP Gas (Yellow)

Features:

- thickness: 4 mil
- maximum temperature: 500°F (260°C)
- Underwriters Listed



Size	Length	Part #	Optional Qty
1/2"	260"	<i>TTA50LP</i>	500



Thread Sealant Paste

Features:

- temperature range: **-300°F to 500°F (-184°C to 260°C)**
- do not use with oxygen

Size	Part #	Optional Qty
¼ pint	LCTS14	24
½ pint	LCTS1	24
1 pint	LCTS2	12
1 quart	LCTS3	12



Maintenance & Repair

Joint Sealant Gasket Material

Features:

- GORE-TEX® interchangeable
- Form-In-Place expanded PTFE gasket material with adhesive backing
- manufactured from 100% virgin PTFE
- unaffected by all common chemicals (pH from 0-14)
- unlimited shelf life
- resilient with low cold flow
- requires less force than standard gasket materials
- pressure range: **vacuum to 3000 PSI**
- temperature range: **-450°F to 600°F (-268°C to 316°C)**
- made in the USA
- FDA compliant #21CFR177.1550
- larger spools are available, consult Dixon® for price and availability

Size	Length	Part #
¼"	20'	LCJS4-20
¼"	50'	LCJS4-50
⅜"	25'	LCJS6-25
½"	15'	LCJS8-15
¾"	15'	LCJS12-15



Leak Detector

Features:

- detects leaks by forming bubbles which remain for up to ten minutes
- will not cause corrosion or deterioration
- color: fluorescent yellow
- non-toxic, non-freezing
- temperature range: **-7°F to 180°F (-20°C to 82°C)**
- meets Federal specification MIL-L-25567-C

Size	Part #	Case Qty
8 oz.	LCLD	24



Coupling Inserter for Large Hose


Features:

- inserts 4", 5", 6", 8", 10" and 12" couplings
- includes CI96AH pump (shown below)
- portable
- coupling inserter pusher plates (not shown) must be purchased separately



Part #	
CI9	
Hose ID	Part #
4" - 5"	45CIPUSH
6" - 8"	68CIPUSH
10" - 12"	1012CIPUSH

Coupling Inserters



CI96

Application:

- for insertion of hose shanks into hose with a 2¾" to 7¼" OD

Description	Part #
inserter with 10,000 PSI hand pump and 5 ton ram	CI96
inserter with 10,000 PSI air/hydraulic pump and 5 ton ram	CI96AH
small jaws for 1" to 3" OD hose	CI9311SML



CI96AH

Hung Up On Dixon® Hose Racks



single hose rack

Application:

- used to store fire or water hose

Features:

- 5 pre-drilled 5/16" mounting holes for easy mounting
- two racks can be bolted face to face to create extra hose capacity



double hose rack
(hose not included)

Description	Dimensions	Aluminum Part #
single hose rack	19-1/2" x 6" x 9-3/16"	DHR1
double hose rack	19-1/2" x 12" x 9-3/16"	DHR2

Hand Hydrotest Pump

Application:

- designed for use in testing pipe lines, pressure tanks and pressure vessels

Features:

- uses check valves which are more efficient and longer lasting than poppet systems
- cylinder displacement: 1.37 cu. in.
- **0 -1000 PSI** pressure gauge, 10' high pressure hose and quick disconnect coupler included
- piston: 7/8" with 2" stroke
- stainless steel piston
- working pressure: **1000 PSI at 70°F (21°C)**

NPT Inlet	NPT Outlet	Aluminum
1/2"	1/2"	Part #
		HHTP



Hydrostatic Test Pumps

Electric Test Pump

Features:

- 110 volt Portable Hydrostatic Electric Pump - Model (ETP)
- 3000 PSI maximum test pressure
- 1.3 GPM fill rate (at 60 PSI inlet water pressure)
- Quick connect garden hose coupler for water supply line available
- 1/2" x 25' intermediate hose with brass Straight-Thru Quick Coupler x NPSM swivel connection
- 1/2" brass Straight-Thru plug on pressure outlet
- 0 – 3000 PSI back mount liquid filled pressure gauge

Part #
ETP



Pneumatic Test Pump

Features:

- 5.5 GPM fill rate
- test pressure: **0 to 1500 PSI**
- stainless interior
- air gauge for quick, easy adjustment of maximum test pressure
- high pressure test gauge
- filter/regulator for clean, dry air to ensure long life of unit
- on - off valve for air input
- 15' of hose included
- easy to use: portable hand cart mount or stationary wall mount available
- use of coalescing filter and water filter recommended for prolonged pump life

Hand Cart Mount	Wall Mount
Part #	Part #
PTP	PTP-WM




Hydrostatic Test Pump Accessories

Features:

- cost effective, pre-assembled caps or plugs allow quick set up for testing hoses
- caps and plugs equipped with ½" brass straight-through plug for quick attachment to the intermediate hose on the test pump (Pneumatic Test Pump) and bleed-off valve

Maintenance & Repair



Cam & Groove Test Caps for Male Adapters

Size	Iron / Steel Part #
1"	ID100TC
1½"	ID150TC
2"	ID200TC
3"	ID300TC
4"	ID400TC



Cam & Groove Test Plugs for Female Couplers

Size	Iron / Steel Part #
1"	IA100TP
1½"	IA150TP
2"	IA200TP
3"	IA300TP
4"	IA400TP



Female NPT Test Caps

Size	Iron / Steel Part #
1"	NPT100TC
1½"	NPT150TC
2"	NPT200TC
3"	NPT300TC
4"	NPT400TC



Male NPT Test Plugs

Size	Iron / Steel Part #
1"	100TP
1½"	150TP
2"	200TP
3"	300TP
4"	400TP



Bleed-off Valve

Part #
IBV50BOV



M16-03A

FRL Attachment Accessories

Description	Part #
⅜" Wilkerson modular coalescing filter (automatic drain)	M16-03A
⅜" Wilkerson modular coalescing filter (manual drain)	M16-03M
modular sleeve needed to connect M16-03A or M16-03M	GPA-95-292

Sprinkler System Gauge (UL-393)



Features:

- specifically designed for the fire sprinkler industry
- Bourdon tube pressure gauges with black polycarbonate case
- snap-in clear polycarbonate window, 4" face
- white aluminum dial with stop pin, black and red markings
- black aluminum non-adjustable pointer
- ¼" NPT lower mount
- ASME B40.1 Grade B (+ 3/2/3% accuracy)
- U/L Listed (U/L-393) and Factory Mutual Approved for fire sprinkler service
- temperature range: **-40°F to 140°F (-40°C to 60°C)**



Maintenance & Repair

Type	Part #
water (0-300 PSI)	SWG300-4

Line Test Gauges

Features:

- rocker lug swivel
- used for testing static or flowing pressures in hoses or nozzles
- supplied with **0-300 PSI** glycerine filled 3½" diameter gauge
- freeze proof to **-40°F (-40°C)**
- other sizes and threads are also available, contact Dixon®



NST (NH) Thread	Hardcoated Aluminum Part #
1½"	ALTG150F
2½"	ALTG250F

Three Way Gauge Valve

Features:

- permits checking or replacing a gauge without shutting down the whole line
- disc: rubber



NPT Thread	Working Pressure (PSI)	Brass Part #
¼"	175	TWGV25

PITOT Gauge

Features:

- liquid filled gauge 0-160 PSI is standard, other pressures available, contact Dixon®
- supplied with handle grip, case and fire stream/friction loss data



Part #
PG8083

Sprinkler Line Tester



Feature:

- installs on the last sprinkler head on system branch lines and controls water flow for flushing or testing the system



Inlet	Outlet	Brass Part #
1" female NPT	1" male NPSH	SLT10050

Dixon® Coupling Lubricant



Application:

- for use in assembly operations involving natural or synthetic rubber or plastic, also an excellent lubricant when rubber or plastic needs to be cut, machined, pressed, turned, trimmed or ground

Features:


- biodegradable lubricant for coupling shanks, O-rings, hoses, sleeves, rubber washers and grommets
- once coupling lubricant dries, slipping action goes away

Size	Part #
1 liter	DCL20
4 liters	DCL80

WD-40 Smart Straw



Features:

- permanently attached straw
- flip up for a precision spray; flip down for regular spray action
- sold in case quantities only
- should not be used as a lubricant for coupling shanks 

Size	Part #	Case Qty
11 oz.	WD40	12

Spill Kits



oil spill kit



universal spill kit

Features:

- easily stored behind a seat or in a storage compartment allowing drivers to act quickly when responding to a spill
- poly-zip bag and bucket kits feature:
 - 10 pads (15" x 19")
 - 3 socks (3" x 4')
 - 2 disposal bags with ties
 - 1 pair nitrile gloves

Description	Part #
oil only, in 6½ gallon pail	DSK5-O
universal, in 6½ gallon pail	DSK5-U
oil only, in clear poly bag with zipper	DSKB-O
universal, in clear poly bag with zipper	DSKB-U



Dixon® Soft Hose Mallet

Features:

- soft mallet for pounding metal objects without damaging them
- head material is firmly attached to strong shaft-handle and will not crack
- length: 23"
- weight: 10 lbs.



Maintenance
& Repair

Part #

DCM1

Dixon® Hose Knife

Features:

- for fast cutting of rubber hose and belting
- guard protects hand while cutting



Part #

DRK15

Diameter Tape

Features:

- 6' tape for quickly finding the outside diameter of any cylindrical object
- converts circumference to OD at the measured point
- ABS case




Part #

DDT1

Screw Pitch Gauge

Features:

- used to determine threads per inch
- 30 leaves



Stainless Steel

Part #

TPG



Bottle Opener



Brass
Part #

CAMOPENER

Safety Tag

Features:

- Dixon® strongly recommends the use of a safety tag or warning label on all hose assemblies.
- sold in quantities of 100 only



Length	Width	Part #
5"	2 ³ / ₈ "	DWL100



WARNING!!

- worn-out hose fittings should be replaced
- loose clamps on hose can be dangerous
- bolt type clamps should be retensioned regularly
- for extra safety, retaining devices such as clips, chains or cables must be used

Safety Tape

Features:

- Dixon® strongly recommends the use of a safety tag or warning label on all hose assemblies.
- length of tape - 55 yards, approximately 255 warnings



Length	Part #
1 ¹ / ₂ "	DSTW



WARNING!!

- worn-out hose fittings should be replaced
- loose clamps on hose can be dangerous
- bolt type clamps should be retensioned regularly
- for extra safety, retaining devices such as clips, chains or cables must be used

Stretch Straps

Features:

- durable tie down straps
- made of EPDM
- length does not include S-hooks
- S-hooks are steel

Length	Part #
10"	SSE10
15"	SSE15
21"	SSE21
31"	SSE31
41"	SSE41



WARNING!!

Failure to comply with this warning may result in serious damage and/or personal injury.
Maximum end to end safe stretch = 150% of length

- do not exceed maximum safe stretch
- inspect before each use, do not use if strap is cut, cracked or abraded
- inspect hooks for damage and/or wear. Replace if needed.
- protect strap from sharp edges or heat.
- wear eye protection during use
- do not use this product as the primary tie down
- refer to federal or state regulations for proper tie down methods



Pick Head Fire Axe

Features:

- red trim
- 36" hickory handle
- listed in the minimum requirements approval guides for outfitting hose houses and hose cabinets by insurance underwriters

Description	Part #
6 lb. axe	PHFA6
axe brackets	PHFA-B-A



Grease Whip Hose Assemblies

Features:

- for use with hand grease guns only
- one piece crimp couplings
- 1/8"-27 male NPT thread, solid base
- US manufactured 3/16" ID hose - exceeds SAE 100R1-AT
- add "S" to order strain relief spring option
- working pressure: **3000 PSI**



Assembly Length	Brass Part #
8"	GWH-0800
12"	GWH-1200 GWH1200R¹
18"	GWH-1800 GWH1800R¹
24"	GWH-2400
36"	GWH-3600
48"	GWH-4800
60"	GWH-6000


¹ retail packaging

Grease Whip Hose Fittings

Features:

- **001-0055**, **001-0260** and **001-0860** are designed to be crimped to 3/16" ID hose
- **GWH-C** and **GWHC-FF** mate with Zerk fittings on the coupler side

Grease Hose Couplers



Description	Zinc Plated Steel Part	Optional Qty
1/8"-27 female NPT thread, grease hose coupler with ball check - valved shutoff	GWH-C	25
1/8"-27 female NPT thread, full flow grease hose coupler	GWHC-FF	25


Add 'R' suffix to part number for retail pack option

Male NPT Thread - Chamfered Base



Description	Brass Part #	Optional Qty
1/8"-27 male NPT thread, drilled and chamfered base	001-0055	100

Male NPT thread - Solid Base



Description	Brass Part #	Optional Qty
1/8"-27 male NPT thread, solid base	001-0260	100

Female NPT Thread



Description	Brass Part #	Optional Qty
1/8"-27 female NPT thread	001-0860	100



Grease Whip Fittings - Zerk

Straight

Thread	Description	Overall Length	Thread Length	Hex	Zinc Plated Steel Part #	Pkg Qty
1/8"-27 NPT	straight	.660"	.260"	.430	GWHZ000	100
1/4"-28 tapered SAE-LT	straight	.530"	.200"	.312	GWHZ400	100



45°

Thread	Description	Overall Length	Thread Length	Hex	Zinc Plated Steel Part #	Pkg Qty
1/8"-27 NPT	45°	.860"	.280"	.430	GWHZ045	100
1/4"-28 tapered SAE-LT	45°	.800"	.200"	.375	GWHZ445	100



90°

Thread	Description	Overall Length	Thread Length	Hex	Zinc Plated Steel Part #	Pkg Qty
1/8"-27 NPT	90°	.830"	.310"	.430	GWHZ090	100
1/4"-28 tapered SAE-LT	90°	1.20"	.200"	.375	GWHZ490	100



Grease Whip Fittings - Zerk Retail Packaged

All items sold in retail packets of 10: Order 1 for 1 retail pack of 10 pieces.

Straight

Thread	Description	Overall Length	Thread Length	Hex	Zinc Plated Steel Part #
1/8"-27 NPT	straight	.660"	.260"	.430	GWHZ000R
1/4"-28 tapered SAE-LT	straight	.530"	.200"	.312	GWHZ400R



45°

Thread	Description	Overall Length	Thread Length	Hex	Zinc Plated Steel Part #
1/8"-27 NPT	45°	.860"	.280"	.430	GWHZ045R
1/4"-28 tapered SAE-LT	45°	.800"	.200"	.375	GWHZ445R



90°

Thread	Description	Overall Length	Thread Length	Hex	Zinc Plated Steel Part #
1/8"-27 NPT	90°	.830"	.310"	.430	GWHZ090R
1/4"-28 tapered SAE-LT	90°	1.20"	.200"	.375	GWHZ490R



Oxy-Acetylene Hose Couplings

Acetylene Couplings

left-hand thread for acetylene line x hose shank

Hose Size	Left UNF Thread	Hex	Brass Part #
3/16"	3/8"-24	7/16"	OA69
	9/16"-18	11/16"	OA70
1/4"	9/16"-18	11/16"	OA71
5/16"	9/16"-18	11/16"	OA72
3/8"	9/16"-18	11/16"	OA73


Oxygen Couplings

right-hand thread for oxygen line x hose shank

Hose Size	Right UNF Thread	Hex	Brass Part #
3/16"	3/8"-24	7/16"	OA59
	9/16"-18	11/16"	OA60
1/4"	9/16"-18	11/16"	OA61
5/16"	9/16"-18	11/16"	OA62
3/8"	9/16"-18	11/16"	OA63


Oxy-Acetylene Connecting Spuds

Left-hand Thread x Left-hand Thread



Left UNF Thread	Hex	Previous Part #	Brass Part #
9/16"-18	11/16"	OA52	158-0909

Right-hand Thread x Right-hand Thread



Right UNF Thread	Hex	Brass Part #
9/16"-18	11/16"	OA50

Oxy-Acetylene Adapters

Left-hand Thread x NPTF



Left UNF Thread	NPTF Thread	Hex	Brass Part #
9/16"-18	1/4"	5/8"	158-0904
	3/8"	11/16"	158-0906

Right-hand Thread x NPTF



Right UNF Thread	NPTF Thread	Hex	Brass Part #
9/16"-18	1/4"	5/8"	156-0904
	3/8"	11/16"	156-0906

Oxy-Acetylene Ferrules

- sold in package quantities only



Inside Dimensions	Overall Length	Metal Gauge	Standard Ind. Part #	Brass Part #	Qty
.458" x 0.890"	15/32"	.019"	9116	BFO448	25
.474" x 0.943"	15/32"	.019"	9979	BFO474	25
.535" x 1.071"	3/4"	.024"	9940P	BFO535	25
.593" x 1.109"	3/4"	.024"	9593	BFO593	25
.700" x 1.325"	.719"	.025"	8337	BFO700	25

Proposition 65 Information.....	912	Water	932 to 933
Hose & Coupling Safety.....	912	Water constants and formulas.....	932
General Safety Information .	912 to 913	Water discharge table.....	932
Safety Is Everyone's Job ...	913 to 915	Conversion table - feet of water to inches of mercury	933
Be Safe	913	Feet head of water to PSI.....	933
S.T.A.M.P.E.D.	913	Thread Information	934 to 939
Force chart	914	Pipe threads	934
Safety products and recommendations in the DPL.....	914	NPT vs. BSP (British Standard Pipe)	934
MSHA regulations.....	914	Identifying threads	935
OSHA regulations.....	915	Thread types.....	936
Value Add Programs	916	Thread chart for hydraulic fittings	937
Solutions on Site vans by Dixon®	916	Fittings size chart.....	937
Best practices safety assessment	916	Thread dimensions.....	938
Hose coupling workshop	916	Normal engagement length of NPT thread in inches.....	938
Material Selection	917 to 922	Threads sealing tips	939
Selecting materials	917	Flange Dimensions	940 to 941
Corrosion resistance ratings.....	917 to 922	Flange bolt tightening sequence.....	940
Fraction to Decimal Chart	923	Flange diagrams.....	940
Conversion Constants/Formulas .	924	ANSI flange dimensions	941
Measures of pressure.....	924	Pipe Dimensions	942
Length conversions constants.....	924	Seamless and welded steel pipe	
Weight conversion constants.....	924	9 ASA-B36.10 and B36.19.....	942
Circumference of a circle.....	924	Cross reference from NPS to DN specification	942
Right cylinder.....	924	Valve Selection Guides	943 to 944
Temperature	925 to 927	Valve selection guide.....	943
Temperature conversions.....	925	3-way ball valve flow options	944
Steam temperature and pressure conversion guide.....	926		
Pressure - temperature ratings.....	927		
Air	928 to 931		
Air velocity in a pipe.....	928		
Air volume discharged from pipe	928		
Boyle's law.....	928		
Air supply requirements.....	928		
CFM vs. PSI for nozzles	929		
Air receiver capacities	929		
Air hose friction.....	930		
Max. rec. air flow (SCFM) through ANSI metal pipe.....	931		
Suggested pipe size for compressed air flow at 100 PSI ...	931		


Proposition 65 Information

WARNING

As a company that may sell or distribute Dixon® couplings, adapters, valves and connectors made of brass to California consumers or to other persons or entities that may sell such items to California consumers, Dixon® is obligated to notify you of the following:

- Such products may not be sold to California consumers unless it either contains less than 300 ppm of lead when analyzed pursuant to the EPA test method 3050B or equivalent or is sold or distributed with a clear, reasonable and conspicuous warning.
- So long as it is prominently displayed on the product or the packaging of the product, the following warning complies: "WARNING: This product contains a chemical known to the State of California to cause cancer, birth defects, or other reproductive harm. Do not use in connection with drinking water. Wash hands after handling."
- As to internet sales only, if the product is not labeled with the required warning, there must be a warning message by a clearly marked hyperlink on the product display page or otherwise prominently displayed to the purchaser before the purchaser completes the purchase of the product.

There are significant penalties associated with failure to comply with these requirements. Should you need further explanation or assistance in complying with notice, please do not hesitate to contact Dixon® at isales@dixongroupcanada.com.

 WARNING Failure to use these procedures can result in serious injury or death, and destruction of property and equipment.

Hose and Hose Coupling Safety

"The very properties that make compressed gases useful in almost every area of modern life can also make them dangerous when mishandled. Years of experience with compressed gases have led to practices and equipment which, if employed, result in complete safety."¹

Dixon® hose couplings have been carefully engineered to meet specific requirements. If hose or couplings are not used in correct applications or are incorrectly applied, accidents and downtime can result. It is up to the end user to inform the distributor of the application and pressures involved when ordering hose assemblies and it is up to the distributor to supply the right hose and coupling for that application. When in doubt, Dixon® is here to help you with a proper coupling recommendation.

1. Air hose couplings - This form of energy can be one of the most dangerous because it is used in so many applications and, when mishandled, can have more serious results than fluids. Air, as a gas, is compressible (fluids press only against hose or vessel walls and lose little volume under pressure). When pressurized air releases suddenly, it does so with explosive force and can cause rapid hose whip, which can do serious physical harm to personnel or damage to nearby objects. This is why the selection of proper hose and couplings for air lines is so important, along with their proper installation and maintenance. Never take for granted that a coupling is installed properly or a clamp fully tightened on an air hose - check it regularly and use safety devices (see paragraph 4).

2. Steam and gas - The same rules apply for steam and gas, but, because these are inherently more hazardous materials, personnel tend to treat hose and couplings on these lines with more respect and care. Checking clamp tightness is very important with steam hose, where it is not unusual for clamps to loosen in service, in which case they must be retightened! Safety devices should also be used (see paragraph 4).

3. Fluid hose couplings - Again, nothing should be taken for granted - in particular, check clamps for tightness each time the lines are used - especially when petroleum products or other hazardous liquids are involved. Large diameter hose, when suspended, can also be quite dangerous if it drops unexpectedly due to a coupling "pull-out" or sudden disconnection. A heavy fitting or clamp, plus the weight of the hose itself falling from any significant height, can cause injuries or damage. Be sure to use safety devices (see paragraph 4).

4. All hose assemblies - All hose assemblies should be treated with respect as potential hazards. Worn-out fittings should be replaced. Retaining devices such as clips, cables or chains should be used. Clamps should be checked regularly. Under no circumstances should any coupling be disconnected while under pressure, unless the coupling is specifically designed to do so. Disconnecting couplings under pressure could result in serious injury or death, and destruction of property and equipment.

¹ "Handbook of Compressed Gases"

General Safety Information

Pressure Ratings

Pressure ratings for couplings, as stated in this catalog, are based upon ambient temperature **70°F (21°C)** applications with true hose ID, new Dixon® supplied couplings, new Dixon® supplied clamps, new quality hose, and proper installation by a qualified assembler using Dixon® procedures and equipment. In addition, temperature can affect coupling retention. For temperatures other than ambient (**70°F (21°C)**), contact the hose manufacturer or call Dixon® at 877.963.4966.

Product Selection

Many of the products in this catalog are used in hose assemblies in a variety of applications. The safety of any hose assembly rests on the proper selection, installation, testing and use of each product. The safe use of any product in this catalog is dependent upon the correct selection of the hose, fittings and method of attachment. To ensure such a proper selection, the user must inform the distributor of the application and pressure involved when ordering hose assemblies. The use of S.T.A.M.P.E.D. (Size, Temperature, Application, Media, Pressure, Ends, Dixon®) will help in the proper selection of hose assembly components (see page 917). The selection of couplings and clamping devices is the responsibility of the purchaser or user, based upon the hose manufacturer's recommendations. If the purchaser or user is uncertain about the use or application of a product, Dixon™ stands ready to provide information, including test results (if available), coupling and clamping recommendations and other data to help resolve those matters.

continued on the next page

General Safety Information, continued

Installation

To achieve a safe and reliable assembly, proper installation procedures must be followed. Each component of the assembly has a part in determining these procedures. The purchaser or user must follow proper procedures. If the purchaser or user has any questions regarding installation, please contact Dixon®.

Testing

Dixon® recommends that all hose assemblies be tested in accordance with the hose manufacturer's recommendations.

Re-testing and Inspection

Dixon® recommends inspection and re-testing of hose assemblies on a regular and consistent basis in accordance with the hose manufacturer's recommendations. The application determines the regularity of the inspection and re-testing schedule. Any worn-out fittings, damaged hoses or missing safety devices should be replaced immediately. Bolt-style clamps must be checked and retightened on a regular and consistent basis.

All hose assemblies should be viewed as potential hazards. This document is designed to inform and educate anyone who manufactures, specifies, supplies, purchases, assembles, uses, maintains or tests any hose assembly or its component parts. The proper selection and maintenance of hose, couplings, attachment devices and accessories is imperative.

It is the end user's responsibility to identify to the distributor the application and any special conditions that the hose assembly must meet. It is the distributor's responsibility to supply the proper assembly for the intended application. Accidents and down time may occur if hose assemblies are not properly selected for the specific application.

The performance and safety of the assembly is affected by the quality of the individual components. The use of the acronym S.T.A.M.P.E.D. (Size, Temperature, Application, Media, Pressure, Ends, Dixon®) will help in the proper selection of the hose assembly components (see below). If anyone is uncertain about the use or application of a product, Dixon® can provide test results, coupling and clamping recommendations and other data to help resolve those matters. Call 877.963.4966 with any questions.

Be Safe

Hose assemblies must be inspected prior to each use. Worn out fittings, attachment devices, hose and accessory items must be replaced. Retaining devices (safety devices) such as clips, cables or chains must be used. Clamps must be checked regularly to the specified torque found in the Dixon® literature. Under no circumstance should any coupling be disconnected while under pressure unless the coupling is specifically designed to do so. Disconnecting couplings under pressure could result in serious injury or death, and destruction to property and equipment.

For all hose assemblies in use:

- Beware** - Hose assemblies when used improperly or in the wrong application can be dangerous. The maximum working pressure shown on the hose is not an indication of the working pressure of the assembly. Based on the hose, fittings and attachment method used, all assemblies should be permanently marked with the designed working pressure and the intended media. The assembly working pressure should be permanently displayed. Hose assemblies must be used for the intended service only. Never alter manufactured product or substitute component parts.
- Eliminate** - hazardous conditions by inspecting, maintaining and testing hose assemblies. Dixon® recommends that all hose assemblies be tested in accordance with the hose manufacturer's specifications. The application determines the regularity of the re-testing schedule.
- Secure** - and inspect hose, fittings, clamping devices and safety accessories before each use. Never take for granted that the coupling or attachment devices are properly installed.
- Always** - inspect and re-tighten the bolts of any bolt style clamping device to the manufacturer's torque specifications.
- Fittings** - hose and clamping devices that are worn out or damaged must be removed from service.
- Educate** - your employees about the proper use, care and potential hazards of hose assemblies. Take advantage of Dixon's free Hose Assembly Safety Program and the follow up Training Seminar to aid you in setting up your own inspection program. Any questions on applications, use or assembly call 877.963.4966.

S.T.A.M.P.E.D.

When fabricating and specifying hose assemblies ask the following questions:

- Size:** What is the ID (Inside Diameter) of the hose? What is the OD (Outside Diameter) of both ends of the hose? What is the overall length of the assembly required?
- Temperature:** What is the temperature range of the media (product) that is flowing through the hose assembly? What is the temperature range of the environment that surrounds the outside of the hose assembly?
- Application:** How is the hose assembly actually being used? Is it a pressure application? Is it a vacuum (suction) application? Is it a gravity flow application? Are there any special requirements that the hose assembly is expected to perform? Is the hose being used in a horizontal or vertical position? Are there any pulsations or vibrations acting on the hose assembly?
- Media:** What is the media/material that is flowing through the hose assembly? Being specific is critical. Check for: Abrasive materials, chemical compatibility, etc.
- Pressure:** What is the maximum pressure including surges (or, maximum vacuum) that this hose assembly will be subjected to? Always rate the maximum working pressure of your hose assembly by the lowest rated component in the system.
- Ends:** What couplings have been requested by the user? Are they the proper fittings for the application and hose selected?
- Dixon®:** Dixon® recommends that, based on the hose, fittings and attachment method used, all assemblies be permanently marked with the designed working pressure and intended media. Do not use other manufacturer's fittings or ferrules with Dixon® products due to the differences in dimensions and tolerances. We also recommend that all hose assemblies be tested frequently. *Be Safe:* Any questions on application, use or assembly call 877.963.4966.

Force Chart

- For hose ID's from 1¼" to 12" the force in pounds is greater than the PSI.
- Force is the dynamic power which is exported longitudinally through a hose, towards the ends. To arrive at the number of pounds of force exerted, you merely multiply the area of the ID times the working pressure being used.
- Area of a circle: r² (PI [3.1416] times radius squared)
- Force = Area x Pressure

Force (In Pounds)

Safety & Technical	Hose ID	25 PSI	50 PSI	75 PSI	100 PSI	150 PSI	200 PSI	250 PSI	300 PSI	500 PSI	1000 PSI
	¼"	1	2	4	5	7	10	12	15	25	49
⅜"	3	6	8	11	17	22	28	33	55	110	
½"	5	10	15	20	29	39	49	59	98	196	
¾"	11	22	33	44	66	88	110	133	221	442	
1"	20	39	59	79	118	157	196	236	393	785	
1¼"	31	61	92	123	184	245	307	368	614	1227	
1½"	44	88	133	177	265	353	442	530	884	1767	
2"	79	157	236	314	471	628	785	942	1571	3142	
2½"	123	245	368	491	736	982	1227	1473	2454	4909	
3"	177	353	530	707	1060	1414	1767	2121	3534	7069	
4"	314	628	942	1257	1885	2513	3142	3770	6283	12566	
5"	491	982	1473	1964	2945	3927	4909	5891	9818	19635	
6"	707	1414	2121	2827	4241	5655	7069	8482	14137	28274	
8"	1257	2513	3770	5027	7540	10053	12566	15080	25133	50266	
10"	1964	3927	5891	7854	11781	15708	19635	23562	39270	78540	
12"	2827	5655	8482	11310	16965	22620	28274	33929	56549	113098	

Safety Products and Recommendations in the Dixon® Price List

Safety is everyone's concern!

Dixon® provides many safety products designed to protect personnel and property. Recommendations and safety warnings are also included for your review.

Hose and coupling safety	page 912
S.T.A.M.P.E.D.	page 913
EZ Boss-Lock™ handles.....	page 162
Cam and groove safety clips.....	page 171 to 172
Air King™ - not to be used for steam statement	page 279
King™ cable safety cables	page 358
Safety shut-off valves, OSHA REG. 1926.302	page 552
30 PSI safety blow guns.....	page 367
Safety vented ball valves.....	page 530
Safety tags and safety tape.....	page 906
The importance of whip hose statement	page 278

MSHA (Mine Safety and Health Administration) Regulations

30 CFR Sections 56.13021 and 57.13021

Except where automatic shut-off valves are used, safety chains or other suitable locking devices shall be used at connections to machines of high-pressure hose line of ¾" inside diameter or larger, and between high-pressure hose lines of ¾" inside diameter or larger, where a connection failure would create a hazard.

30 CFR Section 75.1730

(e) Safety chains, suitable locking devices, or automatic cut-off valves shall be used at connections to machines of high-pressure hose lines of ¾" inside diameter or larger, and between high-pressure hose lines of ¾" inside diameter or larger, where a connection failure would create a hazard. For purposes of this paragraph, high-pressure means pressure of 100 PSI or more.

30 CFR Section 77.412

(d) Safety chains or suitable locking devices shall be used at connections to machines of high-pressure hose line of 1" inside diameter or larger, and between high-pressure hose line of 1" inside diameter or larger, where a connection failure would create a hazard.

The regulations may be viewed in full on the Mine Safety and Health Administration website, msha.gov, please check the website for updates.

OSHA Regulations

Standards - 29 CFR, 1910.242 (partial):

(b) Compressed air used for cleaning - Compressed air shall not be used for cleaning purposes except where reduced to less than 30 PSI and then only with effective chip guarding and personal protective equipment.

Standards - 29 CFR, 1915.131 (partial):

(e) Before use, pneumatic tools shall be secured to the extension hose or whip by some positive means to prevent the tool from becoming accidentally disconnected from the whip.

Standards - 29 CFR, 1926.302 (partial):

- (b)(1) Pneumatic power tools shall be secured to the hose or whip by some positive means to prevent the tool from becoming accidentally disconnected.
- (b)(2) Safety clips or retainers shall be securely installed and maintained on pneumatic impact (percussion) tools to prevent attachments from being accidentally expelled.
- (b)(3) All pneumatically driven nailers, staplers and other similar equipment provided with automatic fastener feed, which operate at more than 100 PSI pressure at the tool shall have a safety device on the muzzle to prevent the tool from ejecting fasteners, unless the muzzle is in contact with the work surface.
- (b)(4) Compressed air shall not be used for cleaning purposes except where reduced to 30 PSI and then only with effective chip guarding and personal protective equipment which meets the requirements of Subpart E of this part. The 30 PSI requirement does not apply for concrete form, mill scale and similar cleaning purposes.
- (b)(5) The manufacturer's safe operating pressure for hoses, pipes, valves, filters and other fittings shall not be exceeded.
- (b)(6) The use of hoses for hoisting or lowering tools shall not be permitted.
- (b)(7) All hoses exceeding ½" inside diameter shall have a safety device at the source of supply or branch line to reduce pressure in case of hose failure.

Standards - 29 CFR, 1926.306:

(a) General requirements

(a)(1) Application. This section applies to compressed air receivers, and other equipment used in providing and utilizing compressed air for performing operations such as cleaning, drilling, hoisting, and chipping. On the other hand, however, this section does not deal with the special problems created by using compressed air to convey materials nor the problems created when men work in compressed air as in tunnels and caissons. This section is not intended to apply to compressed air machinery and equipment used on transportation vehicles such as steam railroad cars, electric railway cars, and automotive equipment.

(a)(2) New and existing equipment.

(a)(2)(i) All new air receivers installed after the effective date of these regulations shall be constructed in accordance with the 1968 edition of the A.S.M.E. Boiler and Pressure Vessel Code Section VIII.

(a)(2)(ii) All safety valves used shall be constructed, installed and maintained in accordance with the A.S.M.E. Boiler and Pressure Vessel Code, Section VIII Edition 1968.

(b) Installation and equipment requirements

(b)(1) Installation. Air receivers shall be so installed that all drains, handholes, and manholes therein are easily accessible. Under no circumstances shall an air receiver be buried underground or located in an inaccessible place.

(b)(2) Drains and traps. A drain pipe and valve shall be installed at the lowest point of every air receiver to provide for the removal of accumulated oil and water. Adequate automatic traps may be installed in addition to drain valves. The drain valve on the air receiver shall be opened and the receiver completely drained frequently and at such intervals as to prevent the accumulation of excessive amounts of liquid in the receiver.

(b)(3) Gauges and valves.

(b)(3)(i) Every air receiver shall be equipped with an indicating pressure gauge (so located as to be readily visible) and with one or more spring-loaded safety valves. The total relieving capacity of such safety valves shall be such as to prevent pressure in the receiver from exceeding the maximum allowable working pressure of the receiver by more than 10 percent.

(b)(3)(ii) No valve of any type shall be placed between the air receiver and its safety valve or valves.

Standards - 29 CFR, 1926.603 (partial):

(a)(9) Steam hose leading to a steam hammer or jet pipe shall be securely attached to the hammer with an adequate length of at least ¼" diameter chain or cable to prevent whipping in the event the joint at the hammer is broken. Air hammer hoses shall be provided with the same protection as required for steam lines.

(a)(10) Safety chains, or equivalent means, shall be provided for each hose connection to prevent the line from thrashing around in case the coupling becomes disconnected.

The regulations may be viewed in full on the OSHA website, osha.gov, please check the website for updates.

Solutions on Site Vans by Dixon®

Safety &
Technical

Our Solutions on Site (SOS) vans are outfitted with product samples, videos, literature and products representative of what Dixon® provides to specific markets. Call 877.963.4966 for additional information.

Best Practices Safety Assessment

Dixon®, in partnership with your industrial hose supplier, is pleased to offer a hose and coupling safety survey of your plant, at no cost to you, to assist in your efforts to make your facility as safe, efficient and productive as possible.

Today, plant safety is an enormous, ongoing endeavor in which it is impossible to be an expert in every field.

The use of damaged or misapplied hose couplings and related items occurs. To the untrained eye, these hazards may continue to exist until an accident happens, threatening not only plant machinery, but also the well-being of plant personnel.

Our program includes a visual inspection of hose assemblies and related accessories in your plant by trained technicians. A professionally written report containing our observations and recommendations for corrective action is subsequently provided to augment your own ongoing safety program. If desired, photographs of the areas of concern can be supplied with the report. As a follow-up, the program offers an educational hands-on seminar directly relating to the safety concerns in your facility.

Plant safety is coming under increasing scrutiny by various regulatory agencies. Let Dixon® trained personnel assist you in establishing and maintaining safety compliance in your plant.

The safety survey report is completely confidential and will only be shown to authorized plant personnel. For more information, please contact Dixon® at 877.963.4966.

Hose Coupling Workshop

In an effort to provide our customers with information regarding the proper and safe methods of assembling hose and couplings, Dixon® offers Hose Coupling Workshops suitable for a company's sales force and shop personnel.

Classes consist of lectures and/or hands-on demonstrations of coupling selection, hose preparation, coupling installation, assembly testing and maintenance procedures. Morning, afternoon and all day classes are available. For more information, please visit canada.dixonvalve.com/hcw or call 877.963.4966.

We encourage you to share this information with anyone who may be affected by the selection, installation, maintenance or use of any hose assembly. Always use quality products to **Be Safe**.

Selecting Materials

This information is intended to help make general comparisons between different available materials.

Material	Features and Benefits
Stainless Steel	A corrosion-resistant material that provides high strength at high temperatures, helps prevent contamination of product being transported, maintains cleanliness, and retains a lustrous appearance. Harder than brass. <i>Type 304</i> is a low-carbon chromium-nickel stainless steel. <i>Type 316</i> is similar to type 304, but has a high nickel content as well as a molybdenum for stronger resistance to heat and corrosion. Often used for water, oil, gas, and steam in low- to high-pressure applications.
Brass	Has good corrosion resistance and is less expensive than stainless steel. Is softer and easier to thread than stainless steel and forms tight seals. It can be used interchangeably with copper where heavier walls are required. Found in plumbing and heating application. Also good with oil, natural gas, and air. Resists corrosion from salt water as well as fresh water polluted with waste from mineral acids and peaty soils. Use in low- to high-pressure applications.
Steel	Used in noncorrosive environments. This carbon- and iron-based metal is hard and strong. It is an economical alternative to stainless steel and brass in high-pressure applications. For use with water, oil, gas, and steam in low- to high-pressure applications where corrosion is not a problem.

Safety & Technical

Product application is based not only on material selection but on design of product for intended use. Please contact Dixon® for selection of the proper fitting for your application.



Corrosion Resistance of Coupling Material

⚠ WARNING

The data on the following pages has been compiled from generally available sources and should not be relied upon without consulting and following the specific recommendations of the manufacturer regarding particular coupling materials.

Ratings

Metal
1 = Excellent 2 = Good 3 = Fair X = Not Recommended - = Contact Dixon®

Non-Metal
A = Acceptable X = Not Recommended - = Contact Dixon®

Gasket/Seal Material
T = PTFE V = FKM E = EPDM, EPR N = Neoprene B = Buna N

1. Ratings given are based at **70°F (21°C)**. Chemical compatibility varies greatly with temperature. For applications at temperatures other than **70°F (21°C)**, contact Dixon® for recommendations at 877.963.4966.
2. Gasket / seal materials are not necessarily listed in order of preference.
3. Chemical resistance of a material does not necessarily indicate the suitability of a fitting in a given application due to variables such as improper clamp and coupling application, special hose construction, gasket material, etc.



Special caution should be taken when handling hazardous materials.

Material Selection

Safety & Technical

AGENT	Aluminum	Brass	Bronze	Hastelloy, C-276	Malleable Iron Carbon Steel	Monel	Stainless Steel, 304	Stainless Steel, 316	Nylon	Polypropylene	Seal Material
Acetate Solvents (Crude)	1	X	X	1	2	2	1	1	A	X	T
Acetate Solvents (Pure)	1	1	1	1	X	1	1	1	A	X	T
Acetic Acid (80%)	3	X	X	1	X	1	1	1	X	X	TEVNB
Acetic Acid (50%)	2	X	X	1	X	2	2	1	X	X	TEVNB
Acetic Acid (20%)	2	X	X	1	X	2	2	1	X	X	TEVNB
Acetic Acid (10%)	2	X	2	1	X	2	1	1	X	X	TEVNB
Acetic Anhydride	2	X	2	1	2	2	2	2	X	X	TNB
Acetone	1	2	2	1	2	1	1	1	A	X	TE
Acetylene	1	X	X	2	2	2	1	1	X	X	TEVNB
Alcohols											
Amyl Alcohol	2	2	2	2	2	1	2	2	A	A	TEVNB
Benzyl Alcohol	2	2	2	2	2	1	1	1	X	A	TVB
Butyl Alcohol	1	2	1	2	2	1	1	1	A	A	TEVN
Diacetone Alcohol	1	1	2	1	2	1	2	2	X	A	TE
Ethyl Alcohol	1	2	2	1	2	2	2	2	X	A	TEVNB
Hexyl Alcohol	-	-	-	1	-	-	-	-	A	-	-
Isobutyl Alcohol	-	-	-	-	-	-	-	-	A	-	-
Isopropyl Alcohol	2	2	2	2	2	2	2	2	A	A	TEVNB
Methyl Alcohol (Methanol)	2	2	2	1	2	2	2	2	A	A	TENB
Octyl Alcohol	-	-	-	-	-	-	-	-	A	-	-
Propyl Alcohol	2	2	2	1	2	2	1	1	X	A	TEVNB
Aluminum											
Aluminum Chloride (Aqu.)	X	X	X	1	X	X	X	X	A	A	TEVNB
Aluminum Fluoride (Sat.)	2	-	-	-	X	2	X	2	X	A	TEVNB
Aluminum Nitrate (Sat.)	3	X	-	-	X	-	2	2	A	A	TEVNB
Aluminum Potassium Sulfate (Alum)	2	2	2	2	X	2	X	2	X	A	TEVNB
Aluminum Sulfate (Sat.)	X	X	2	2	X	2	-	2	A	A	TEVNB
Ammonia											
Ammonia Anhydrous	1	X	X	2	1	1	2	1	A	X	TENB
Ammonia Gas	X	X	X	1	1	X	1	1	A	X	TENB
Ammonia Nitrate	-	-	-	-	-	-	-	-	X	-	-
Ammonium											
Ammonium Bifluoride	-	X	-	2	X	2	-	-	X	A	TEVB
Ammonium Carbonate (Sat.)	2	X	X	2	2	2	2	2	A	A	TEVNB
Ammonium Casenate	-	-	-	-	-	-	-	-	A	-	-
Ammonium Chloride (Sat.)	X	X	2	2	X	2	X	X	A	A	TEVNB
Ammonium Hydroxide (Sat.)	2	X	X	2	1	X	2	2	A	A	TEVNB
Ammonium Nitrate	2	X	X	-	X	X	-	-	A	A	TENB
Ammonium Phosphate (10-40%)	X	X	X	-	X	2	1	2	A	A	TEVNB
Ammonium Sulfate (10-40%)	X	X	3	2	X	2	X	2	A	A	TEVNB
Aniline	-	X	2	2	X	2	1	1	X	X	TV
Arsenic Acid	X	X	2	2	X	X	2	2	X	A	TEVNB
Asphalt	-	-	-	-	2	-	-	2	X	X	TV
Barium											
Barium Carbonate (Sat.)	X	2	2	2	2	2	2	2	A	A	TEVNB
Barium Chloride (Sat.)	-	2	2	1	-	2	X	-	A	A	TEVNB
Barium Hydroxide (Sat.)	X	2	X	2	2	1	2	2	A	A	TEVNB
Barium Sulfate	2	2	2	-	X	2	2	2	A	A	TEVNB
Barium Sulfide	X	X	X	-	2	X	2	2	A	A	TEVNB
Beer	1	2	2	1	2	1	1	1	A	A	TEVNB
Benzaldehyde	2	2	2	2	X	2	2	2	X	X	TE
Benzene, Benzol	1	2	2	2	2	2	2	2	A	X	TV
Benzine	-	-	-	-	-	-	-	-	A	X	-
Benzoic Acid	2	2	2	-	X	2	2	2	X	X	TVN
Black Liquor	X	X	X	X	-	2	2	2	X	A	TEVNB
Bleach (12.5% Active Chlorine)	X	-	-	1	X	-	-	X	X	A	TEVN
Borax	X	2	2	1	2	1	1	1	X	A	TEVNB
Boric Acid	1	X	2	1	X	2	-	-	X	A	TEVNB
Brine Acid	-	2	2	1	-	-	-	-	X	A	TEVNB
Bromic acid	X	X	X	-	-	X	-	-	X	A	TEVN
Bromine Liquid	2	-	-	-	-	-	X	X	X	X	TV
Butadiene, Butylene	2	2	2	2	2	1	2	2	X	X	TVNB
Butane	2	2	2	2	1	1	2	2	X	X	TV
Butyl Acetate	1	2	2	2	2	2	2	2	A	X	T
Butyric Acid	2	2	X	1	X	2	2	2	A	A	TV

Ratings given are based at 70°F (21°C).

Material Selection

P

AGENT	Aluminum	Brass	Bronze	Hastelloy, C-276	Malleable Iron Carbon Steel	Monel	Stainless Steel, 304	Stainless Steel, 316	Nylon	Polypropylene	Seal Material
Calcium											
Calcium Bisulfate	X	-	X	-	X	X	X	2	X	A	T
Calcium Bisulfide	-	-	-	-	-	2	-	2	A	A	TVB
Calcium Bisulfite	X	X	2	2	X	X	-	2	X	A	TVNB
Calcium Bromide	X	2	2	-	X	2	1	X	X	X	T
Calcium Carbonate	X	2	2	2	2	2	1	2	A	A	TEVB
Calcium Chloride (Sat.)	-	2	-	1	2	2	-	-	A	A	TEVNB
Calcium Hydroxide (Sat.)	X	2	X	-	2	2	2	2	A	A	TEVNB
Calcium Hypochlorite (Sat.)	X	X	X	-	X	X	X	2	X	A	TEV
Carbon											
Carbon Bisulfide	1	X	2	2	2	X	2	2	A	X	TV
Carbon Dioxide (Dry)	1	1	2	1	2	1	2	2	A	A	TENB
Carbon Dioxide (Wet)	1	X	-	2	3	-	2	2	X	A	TENB
Carbon Disulfide	1	X	2	2	2	X	2	2	A	X	TV
Carbon Monoxide	1	1	1	1	2	1	1	1	A	A	TEVNB
Carbon Tetrachloride	X	-	1	1	2	1	1	-	A	X	TV
Carbonic Acid	1	2	2	1	2	3	2	2	X	A	TEVNB
Castor Oil	2	2	2	1	2	1	2	2	X	A	TEVNB
Caustic Potash	X	-	-	1	X	-	-	2	A	A	TEVNB
Caustic Soda (see Sodium Hydroxide)											
Cellosolves	2	2	2	2	2	2	2	2	X	A	TE
Chlorine (Liquid)	-	-	-	1	2	2	-	3	X	X	TV
Chloroform	-	-	-	2	X	1	-	-	X	X	TV
Chlorosulfonic Acid	-	X	X	1	2	2	X	X	X	X	T
Clorox (Bleach, 5.5% CL)	X	-	-	-	X	-	-	2	X	-	TEVB
Chromic Acid (50%)	2	X	X	2	X	X	3	-	X	X	TVNB
Citric Acid	3	X	X	1	X	2	-	-	X	A	TEVNB
Coke Oven Gas	2	3	3	-	2	2	2	2	X	X	TEVN
Copper											
Copper Chloride	X	X	X	2	X	X	X	X	A	A	TEVNB
Copper Cyanide	X	X	X	1	-	X	2	2	X	-	TEVNB
Copper Sulfate	X	X	X	1	X	X	-	2	A	A	TEVNB
Crylic Acid (Conc.)	2	2	X	-	2	3	2	2	X	X	TEV
Cyclohexane	2	2	2	2	2	1	2	2	A	X	TVB
Detergents	2	2	2	1	2	-	1	2	A	A	TEVNB
Dextrose	2	-	-	2	-	2	-	-	A	A	TEVNB
Diesel Fuels	1	1	1	2	2	-	1	1	A	X	TVB
Diethylamine	2	-	X	-	X	1	2	2	X	A	TN
Disodium Phosphate	-	-	-	-	1	-	-	1	A	A	TEV
Ethers	2	2	2	2	2	2	1	1	A	X	TB
Ethyl											
Ethyl Acetate	-	-	2	2	2	2	2	2	A	X	T
Ethyl Chloride	-	-	2	2	2	2	-	1	A	X	TEVB
Ethylene											
Ethylene Chloride	-	-	-	-	2	2	-	-	A	X	TV
Ethylene Dichloride	-	2	X	2	2	1	2	2	A	X	TV
Ethylene Glycol	1	2	2	1	2	2	2	2	A	X	TEVNB
Ethylene Oxide	X	X	X	1	3	2	2	2	X	X	T
Fatty Acids	1	3	3	1	X	2	-	1	A	A	TVNB
Ferric											
Ferric Chloride	X	X	2	2	X	X	X	X	X	A	TEVNB
Ferric Hydroxide	-	-	-	1	-	2	1	1	A	-	TEVNB
Ferric Nitrate (10-50%)	X	X	X	-	X	X	2	2	X	A	TEVNB
Ferric Sulfate	X	X	X	-	X	2	-	-	X	A	TEVNB
Ferrous											
Ferrous Chloride (Sat.)	X	X	2	2	-	X	X	X	X	A	TEVNB
Ferrous Sulfate	2	2	2	2	X	2	2	-	X	A	TEVNB
Fluoboric Acid	X	-	-	1	1	2	-	-	X	A	TEVNB
Formaldehyde (50%)	-	2	2	2	X	2	1	1	X	A	TEN
Formic Acid (Anhyd.)	1	X	2	1	X	2	-	-	X	A	TEVN
Freon											
Freon 11	2	2	2	-	X	1	2	2	X	X	TVNB
Freon 12	2	2	2	1	X	2	2	2	X	X	TVNB
Freon 22	2	2	2	2	X	2	2	2	X	X	TN
Fruit Juices	2	2	3	1	X	1	2	2	A	A	TVNB
Fuel Oil	2	2	2	2	2	2	2	2	A	X	TVNB
Furfural	2	2	2	2	2	2	2	2	A	X	TEN

Technical
Safety &

P

Material Selection

Safety & Technical

AGENT	Aluminum	Brass	Bronze	Hastelloy, C-276	Malleable Iron Carbon Steel	Monel	Stainless Steel, 304	Stainless Steel, 316	Nylon	Polypropylene	Seal Material
Gasoline											
Refined Gasoline	2	2	2	2	2	2	2	2	A	X	TVNB
Sour Gasoline	X	2	2	2	2	X	2	2	A	X	TVNB
Gelatin	2	2	2	-	X	2	2	2	A	A	TEVNB
Glucose	2	2	2	-	2	2	2	2	A	A	TEVNB
Glue	2	2	2	1	2	2	-	2	-	A	TEVNB
Glycerine	1	1	2	1	2	1	1	1	A	A	TEVNB
Glycols	2	2	2	-	2	2	2	2	A	A	TEVNB
Green Liquor	-	-	-	-	2	-	-	-	-	A	TEVNB
Heptane	2	2	2	1	2	2	2	2	A	X	TVNB
Hexane	2	2	2	1	2	2	1	1	A	X	TVNB
Hydrobromic Acid (50%)	X	X	X	2	X	X	X	X	X	A	TEV
Hydrobromic Acid (20%)	X	X	X	1	X	X	X	X	X	A	TEV
Hydrochloric Acid (20%)	X	X	X	1	X	3	X	X	X	A	TEVNB
Hydrochloric Acid (38%)	X	X	X	1	X	X	X	X	X	A	TEVN
Hydrocyanic Acid	2	X	X	2	2	2	2	2	X	A	TEVN
Hydrofluosilicic Acid (10-50%)	X	2	X	2	X	2	X	2	X	-	TEVNB
Hydrogen											
Hydrogen Peroxide (50%)	-	X	X	2	X	2	-	-	X	A	TEV
Hydrogen Sulfide (Aq.)	-	-	-	2	-	2	X	2	X	A	TE
Hydrogen Chloride (Dry Gas)	X	2	-	1	2	1	-	-	X	A	TEVN
Hydrogen Gas	1	1	1	1	-	1	1	1	X	A	TEVNB
Hypochlorous Acid	X	X	X	2	X	X	X	X	X	X	TEV
Iodine	1	X	X	-	X	1	X	X	X	A	TEV
Isopropyl Ether	-	2	2	-	-	2	1	2	A	X	T
Jet Fuel (JP4, JP5)	2	1	2	1	2	2	2	2	X	X	TV
Kerosene	2	2	2	2	2	2	2	2	X	X	TVNB
Ketones	2	2	2	1	2	2	2	2	A	X	T
Lactic Acid (25%)	3	2	2	1	X	X	-	-	A	A	TEVN
Lactic Acid (80%)	2	2	X	2	X	-	-	-	A	A	TEVN
Lard Oil	2	-	2	1	3	2	2	2	A	A	TVB
Lead											
Lead Acetate	X	X	X	2	X	2	2	2	X	A	TENB
Lead Chloride	X	-	-	2	-	-	2	2	X	-	TVNB
Lead Sulfate	X	-	-	2	X	2	2	2	X	-	TEVNB
Lime Sulphur	X	X	X	-	X	2	2	2	X	A	TEVN
Linoleic Acid	2	X	3	2	X	2	2	2	X	A	TVB
Linseed Oil	2	2	2	2	2	2	2	2	A	A	TVNB
Lubricants (Oil)	2	1	-	-	2	2	2	2	A	X	TVNB
Magnesium											
Magnesium Carbonate	2	-	-	-	-	2	2	2	X	A	TEVNB
Magnesium Chloride	X	X	2	1	-	-	-	-	X	A	TEVNB
Magnesium Hydroxide	2	2	2	1	2	2	1	1	X	A	TEVNB
Magnesium Nitrate	2	2	2	1	2	2	2	2	X	A	TEVNB
Magnesium Oxide	-	-	-	-	-	-	-	-	X	-	-
Magnesium Sulfate	2	-	2	-	-	1	2	2	X	A	TEVNB
Maleic Acid	-	2	3	2	X	-	-	2	X	A	TEV
Mercuric											
Mercuric Chloride	X	X	X	-	X	X	X	-	X	A	TEVB
Mercuric Cyanide	X	X	X	2	X	2	2	2	X	A	TEVB
Mercury	X	X	X	1	2	-	1	1	A	A	TEVNB
Methane	1	1	2	1	2	1	1	1	A	X	TEVNB
Methanol	2	2	2	1	2	2	2	2	A	A	TENB
Methyl											
Methyl Bromide	X	-	-	-	2	-	2	2	X	X	TV
Methyl Ethyl Ketone	2	2	2	2	2	2	2	2	A	X	TE
Methyl Isobutyl Ketone	2	2	2	2	2	2	2	2	A	X	T
Methyl Methacrylate	2	-	-	-	X	-	2	2	X	A	T
Methylene Chloride	-	2	2	X	2	-	-	-	A	X	T
Milk	1	X	X	1	2	X	1	1	A	A	TEVNB
Mineral Oil	2	1	-	-	2	1	1	2	A	A	TVNB
Muriatic Acid	X	-	-	1	-	X	X	X	X	A	TV
Napthalene	2	2	2	2	2	2	1	1	A	A	TV
Naptha	2	2	2	2	2	2	2	2	A	X	TVB

Ratings given are based at 70°F (21°C).

Material Selection

AGENT	Aluminum	Brass	Bronze	Hastelloy, C-276	Malleable Iron Carbon Steel	Monel	Stainless Steel,304	Stainless Steel,316	Nylon	Polypropylene	Seal Material
Nickel											
Nickel Chloride	X	X	X	-	X	2	-	-	X	A	TEVNB
Nickel Sulfate	X	X	-	2	-	-	2	2	X	A	TEVNB
Nitric											
Nitric Acid (100%)	1	X	X	2	X	X	2	-	X	X	TV
Nitric Acid (50%)	X	X	X	1	X	X	2	-	X	X	TV
Nitric Acid (30%)	X	X	X	1	X	X	1	-	X	X	TV
Nitrobenzene	1	2	2	-	2	2	2	2	A	A	T
Oils											
Castor Oil	2	2	2	1	2	1	2	2	A	A	TEVNB
Coconut Oil	2	-	2	-	3	2	2	2	A	A	TVB
Corn Oil	2	2	2	-	2	2	-	2	A	A	TVNB
Cotton Seed Oil	2	2	2	-	2	1	2	2	A	A	TVNB
Fuel Oil	2	2	2	2	2	2	2	2	A	X	TVNB
Linseed Oil	2	2	2	2	2	2	2	2	A	A	TVNB
Mineral Oil	2	1	-	-	2	1	1	2	A	A	TVNB
Silicon Oil	2	1	2	-	2	-	2	2	A	A	TEVB
Vegetable Oil	2	2	2	1	2	1	1	1	A	X	TVNB
Oleic Acid	2	3	2	2	2	1	-	1	A	X	TB
Oleum	2	X	X	-	2	X	2	2	X	X	TV
Oxalic Acid (Sat.)	2	-	2	2	X	2	X	X	X	A	TEV
Oxygen	2	2	2	-	2	2	2	2	X	X	TEVNB
Palmitic Acid (Sat.)	2	3	2	-	3	2	2	2	X	A	TVB
Paraffin	2	2	2	2	2	2	2	2	A	A	TVNB
Perchloroethylene	2	2	2	2	2	1	-	-	X	X	TV
Petrolatum	2	-	2	-	3	2	2	2	A	-	TVNB
Phenol (Carbolic Acid)	1	1	X	1	2	1	-	1	X	X	TV
Phosphoric Acid											
Phosphoric Acid (25-50%)	X	X	2	1	X	X	-	-	X	A	TEVN
Phosphoric Acid (50-85%)	X	X	X	1	X	3	-	-	X	A	TEV
Photographic Solutions	-	-	-	-	X	1	1	1	X	X	TVNB
Phthalic Anhydride	-	2	2	1	2	1	1	1	X	X	TEV
Picric Acid	1	X	X	2	X	X	2	2	X	-	TEVNB
Plating Solutions											
Brass Plating Solution	-	-	-	1	-	-	-	2	X	A	TEVNB
Cadmium Plating Solution	-	-	-	1	-	-	-	2	X	A	TEVNB
Chrome 40% Plating Solution	X	2	2	1	X	X	2	2	X	A	TEVN
Copper (Cyanide) Plating Solution	-	-	-	1	-	-	-	-	X	A	TEVNB
Gold Plating Solution	-	-	-	1	-	-	-	1	X	A	TEVNB
Iron Plating Solution	-	-	-	-	-	-	-	-	X	A	TEVB
Lead Plating Solution	-	-	-	-	-	-	1	1	X	A	TEVNB
Nickel Plating Solution	-	-	-	1	-	-	1	1	X	A	TEVNB
Silver Plating Solution	-	-	-	1	-	-	1	1	X	A	TEVNB
Tin Plating Solution	-	-	-	1	-	-	-	3	X	A	TEVNB
Zinc Plating Solution	-	-	-	1	-	-	-	-	X	A	TEVNB
Potassium											
Potassium Acetate	X	X	X	-	2	-	-	-	A	A	TEVB
Potassium Bicarbonate (30%)	X	2	-	2	2	2	1	1	A	A	TEVNB
Potassium Carbonate (50%)	X	2	X	2	2	2	1	1	A	A	TEVNB
Potassium Chlorate (30%)	2	X	X	-	2	2	2	1	X	A	TEVNB
Potassium Chloride (30%)	X	X	2	-	2	1	-	-	A	A	TEVNB
Potassium Chromate (30%)	2	2	2	2	-	2	2	2	X	A	TEVB
Potassium Cyanide Solution (30%)	X	X	X	2	2	2	2	2	X	A	TEVNB
Potassium Dichromate (30%)	1	2	2	2	2	2	1	1	X	A	TEVB
Potassium Hydroxide (90%)	X	X	X	2	-	2	X	-	X	A	TENB
Potassium Nitrate (80%)	1	2	2	2	2	2	2	2	X	A	TEVNB
Potassium Permanganate (20%)	2	2	2	1	2	2	2	2	X	A	TEVN
Potassium Sulfate (10%)	1	2	2	1	2	1	1	1	A	A	TEVNB
Propane	1	1	1	2	2	1	2	2	X	X	TVB
Propylene Glycol	2	2	2	2	2	2	2	2	A	A	TVNB
Propylene Oxide (90%)	-	-	-	-	-	-	1	1	X	X	TE
Pyridine	2	2	2	-	2	2	2	2	A	X	T
Pyrogalllic Acid	2	2	2	2	2	2	2	2	X	X	TVNB
Silver Nitrate	X	X	X	-	X	X	2	1	X	A	TEVNB
Soap Solutions	2	2	2	1	2	2	2	2	A	A	TEVNB

Safety & Technical

Ratings given are based at 70°F (21°C).

Material Selection

Safety & Technical

AGENT	Aluminum	Brass	Bronze	Hastelloy, C-276	Malleable Iron Carbon Steel	Monel	Stainless Steel, 304	Stainless Steel, 316	Nylon	Polypropylene	Seal Material
Sodium											
Sodium Acetate	1	2	2	-	X	2	2	2	A	A	TEN
Sodium Bicarbonate (20%)	2	2	2	1	3	1	1	1	A	A	TEVNB
Sodium Bisulfate	X	-	2	2	2	-	-	-	A	A	TEVNB
Sodium Bisulfite	X	2	X	2	X	-	-	-	A	A	TEVNB
Sodium Borate	2	2	2	2	3	2	2	2	A	A	TEVNB
Sodium Perborate (10%)	2	X	2	2	2	2	2	2	X	A	TEVNB
Sodium Carbonate	X	2	-	2	2	1	-	2	A	A	TEVNB
Sodium Chlorate (50%)	2	2	2	1	X	1	2	2	X	A	TEVNB
Sodium Cyanide	X	X	X	2	2	X	-	-	A	A	TEVNB
Sodium Dichromate	2	X	X	1	2	-	2	2	X	A	TE
Sodium Hydroxide (70%)	X	X	X	1	3	1	2	2	X	A	TENB
Sodium Hydroxide (50%)	X	X	3	1	3	1	1	-	X	A	TENB
Sodium Hydroxide (30%)	X	2	3	2	2	1	1	1	X	A	TENB
Sodium Chloride (30%)	X	2	2	2	2	1	-	-	X	A	TEVNB
Sodium Hypochlorite	X	X	X	-	X	X	-	-	X	A	TEV
Sodium Metaphosphate	X	X	2	-	X	2	2	2	X	X	TEVNB
Sodium Nitrate (40%)	1	2	-	-	2	2	1	1	A	A	TENB
Sodium Perborate (10%)	2	X	2	2	2	2	2	2	X	A	TEVNB
Sodium Peroxide (10%)	2	X	X	2	2	2	2	2	X	A	TEVNB
Sodium Silicate	1	2	2	2	2	2	2	2	A	A	TEVNB
Sodium Sulfate	-	2	2	2	2	-	-	1	A	A	TEVNB
Sodium Sulfide (50%)	X	X	X	2	2	2	-	2	X	A	TEVNB
Sodium Thiosulphate	2	X	X	2	X	2	2	2	A	A	TEVNB
Stannic Chloride	X	X	X	-	X	X	X	X	X	A	TEVNB
Stannous Chloride	X	X	X	2	X	-	X	-	X	X	TEVNB
Steam	-	-	-	-	-	-	-	-	X	-	-
Stearic Acid	2	3	2	1	3	3	2	1	A	A	TVNB
Stoddard's Solvent	2	2	2	1	2	2	2	2	X	A	TVB
Sugar Liquors (Cane)	1	2	1	-	2	2	2	2	A	A	TEVNB
Sugar Liquors (Beet)	1	2	1	-	2	1	1	1	A	A	TEVNB
Sulfate Liquors	2	X	X	2	3	2	-	2	X	A	TVNB
Sulfite Liquors	X	X	-	1	X	X	2	2	X	X	TVNB
Sulfur Chloride	X	-	X	2	X	X	-	-	X	X	TV
Sulfur Dioxide (Dry)	2	2	2	2	1	2	-	2	X	A	TE
Sulfur Trioxide	2	2	X	2	2	2	-	2	X	X	TEV
Sulfuric Acid (TO 10%)	X	2	X	1	X	X	X	X	X	A	TEVNB
Sulfuric Acid (100%)	X	X	X	1	2	X	-	-	X	X	TV
Sulfurous Acid	2	2	X	-	X	X	X	-	X	A	TV
Tannic Acid	X	-	X	-	X	2	2	2	X	A	TEVNB
Tanning Liquors	1	-	2	1	-	-	1	1	X	A	TVNB
Tartaric Acid	-	-	2	2	-	-	1	1	A	A	TVNB
Titanium Tetrachloride	X	X	X	2	2	2	-	2	X	X	TV
Toluene	1	1	1	1	1	1	1	1	A	X	TVB
Tetrahydrofuran	X	-	2	1	1	-	1	2	A	X	T
Tomato Juice	2	-	3	2	3	2	2	2	X	A	TEVNB
Trichloroethylene	1	-	2	1	2	-	-	-	A	X	TV
Triethanolamine	2	X	2	2	2	2	2	2	A	X	TEVN
Triethylamine	-	-	-	-	-	2	2	2	A	X	TVB
Trisodium Phosphate (10%)	X	2	-	1	2	2	1	1	A	A	TVNB
Turpentine	2	X	2	2	2	1	1	1	X	X	TVB
Urea (50%)	2	-	2	-	2	2	2	2	A	A	TEVNB
Urine	-	-	-	-	2	-	1	1	X	A	TEVNB
Vinegar	X	X	2	2	2	2	2	2	X	A	TEVN
Water Acid (Mine)	X	X	X	1	X	-	-	-	X	A	TEVNB
Water (Distilled)	X	2	2	1	X	X	2	2	A	A	TEVNB
Water (Sea)	2	2	2	1	X	2	2	2	A	A	TEVNB
Whiskey	X	2	2	1	2	2	1	1	X	A	TEVNB
White Liquor (Pulp)	2	-	X	2	X	X	2	2	X	A	TEVNB
Wine	X	2	2	1	X	2	1	1	X	A	TEVNB
Xylene	2	2	2	1	2	2	2	2	A	X	TV
Zinc											
Zinc Chloride	X	X	X	2	X	-	X	2	A	A	TEVNB
Zinc Nitrate	-	-	-	-	-	-	2	2	X	A	TEVNB
Zinc Sulfate (50%)	X	2	2	2	X	2	1	1	X	A	TEVNB

Ratings given are based at 70°F (21°C).

Measures of Pressure

1 Pound Per Square Inch = 144 Pounds Per Square Foot = 0.068 Atmosphere = 2.042 Inches of Mercury at 62°F = 27.7 Inches of Water at 62°F = 2.31 Feet of Water at 62°F.

1 Atmosphere = 30 Inches of Mercury at 62°F = 14.7 Pounds Per Square Inch = 2116.3 Pounds Per Square Foot = 33.95 Feet of Water at 62°F.

1 Foot of Water at 62°F = 62.355 Pounds Per Square Foot = 0.433 Pounds Per Square Inch.

1 Inch of Mercury at 62°F = 1.132 Feet of Water = 13.58 Inches of Water = 0.491 Pounds Per Square Inch.

Column of Water 12 Inches High, 1 Inch in Diameter = .341 Pounds

If temperature is kept constant, the volume of a given mass of gas is inversely proportional to the pressure which is exerted upon it.

Length Conversion Constants

Millimeters x .039370 = Inches

Meters x 39.370 = Inches

Meters x 3.2808 = Feet

Meters x 1.09361 = Yards

Kilometers x 3,280.8 = Feet

Kilometers x .62137 = Statute Mile

Kilometers x .53959 = Nautical Miles

Inches x 25.4001 = Millimeters

Inches x .0254 = Meters

Feet x .30480 = Meters

Yards x .91440 = Meters

Feet x .0003048 = Kilometers

Statute Miles x 1.60935 = Kilometers

Nautical Miles x 1.85325 = Kilometers

Weight Conversion Constants

Grams x .03527 = Ounces (Avd.)

Grams x .033818 = Fluid Ounces (Water)

Kilograms x 35.27 = Ounces (Avd.)

Kilograms x 2.20462 = Pounds (Avd.)

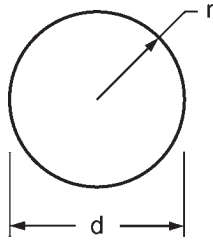
Ounces (Avd.) x 28.35 = Grams

Fluid Ounces (Water) x 29.57 = Grams

Ounces (Avd.) x .02835 = Kilograms

Pounds (Avd.) x .45359 = Kilograms

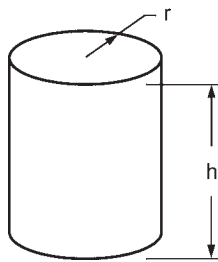
Circumference of a Circle



$$\text{Circumference} = 2\pi r = \pi d = 3.14159 d$$

$$\text{Area} = \pi r^2 = \pi \frac{d^2}{4} = .78539d^2$$

Right Cylinder



r = radius

h = length

$$\text{Volume} = \pi r^2 h$$

$$\text{Surface Area} = 2\pi r (r + h)$$

If end planes are parallel but not at 90° to h, the same formulas apply, but a slice at 90° through the cylinder must be used to determine r.

Temperature Conversions

Look up reading in middle column (shaded). If in degrees Centigrade, read Fahrenheit equivalent in right-hand column; if in degrees Fahrenheit, read Centigrade equivalent in left-hand column.

°C	°F	°C	°F
-73	-100	-148	
-68	-90	-130	
-62	-80	-112	
-57	-70	-94	
-51	-60	-76	
-46	-50	-58	
-40	-40	-40	
-34	-30	-22	
-29	-20	-4	
-23	-10	14	
-17.8	0	32	
-17.2	1	33.8	
-16.7	2	35.6	
-16.1	3	37.4	
-15.6	4	39.2	
-15.0	5	41.0	
-14.4	6	42.8	
-13.9	7	44.6	
-13.3	8	46.4	
-12.8	9	48.2	
-12.2	10	50.0	
-11.7	11	51.8	
-11.1	12	53.6	
-10.6	13	55.4	
-10.0	14	57.2	
-9.4	15	59.0	
-8.9	16	60.8	
-8.3	17	62.6	
-7.8	18	64.4	
-7.2	19	66.2	
-6.7	20	68.0	
-6.1	21	69.8	
-5.6	22	71.6	
-5.0	23	73.4	
-4.4	24	75.2	
-3.9	25	77.0	
-3.3	26	78.8	
-2.8	27	80.6	
-2.2	28	82.4	
-1.7	29	84.2	
-1.1	30	86.0	
-.6	31	87.8	
0	32	89.6	
.6	33	91.4	
1.1	34	93.2	
1.7	35	95.0	
2.2	36	96.8	
2.8	37	98.6	
3.3	38	100.4	
3.9	39	102.2	
4.4	40	104.0	

°C	°F	°C	°F
5.0	41	105.8	
5.6	42	107.6	
6.1	43	109.4	
6.7	44	111.2	
7.2	45	113.0	
7.8	46	114.8	
8.3	47	116.6	
8.9	48	118.4	
9.4	49	120.2	
10.0	50	122.0	
10.6	51	123.8	
11.1	52	125.6	
11.7	53	127.4	
12.2	54	129.2	
12.8	55	131.0	
13.3	56	132.8	
13.9	57	134.6	
14.4	58	136.4	
15.0	59	138.2	
15.6	60	140.0	
16.1	61	141.8	
16.7	62	143.6	
17.2	63	145.4	
17.8	64	147.2	
18.3	65	149.0	
18.9	66	150.8	
19.4	67	152.6	
20.0	68	154.4	
20.6	69	156.2	
21.1	70	158.0	
21.7	71	159.8	
22.2	72	161.6	
22.8	73	163.4	
23.3	74	165.2	
23.9	75	167.0	
24.4	76	168.8	
25.0	77	170.6	
25.6	78	172.4	
26.1	79	174.2	
26.7	80	176.0	
27.2	81	177.8	
27.8	82	179.6	
28.3	83	181.4	
28.9	84	183.2	
29.4	85	185.0	
30.0	86	186.8	
30.6	87	188.6	
31.1	88	190.4	
31.7	89	192.2	
32.2	90	194.0	
32.8	91	195.8	

°C	°F	°C	°F
33.3	92	197.6	
33.9	93	199.4	
34.4	94	201.2	
35.0	95	203.0	
35.6	96	204.8	
36.1	97	206.6	
36.7	98	208.4	
37.2	99	210.2	
37.8	100	212.0	
43	110	230	
49	120	248	
54	130	266	
60	140	284	
66	150	302	
71	160	320	
77	170	338	
82	180	356	
88	190	374	
93	200	392	
99	210	410	
100	212	413.6	
104	220	428	
110	230	446	
116	240	464	
121	250	482	
127	260	500	
132	270	518	
138	280	536	
143	290	554	
149	300	572	
154	310	590	
160	320	608	
166	320	626	
170	338	640	
171	340	644	
177	350	662	
182	360	680	
186	366	691	
188	370	698	
193	380	716	
198	388	730	
199	390	734	
204	400	752	
208	406	763	
210	410	770	
216	420	788	
221	430	806	
227	440	824	
232	450	842	

Steam Temperature and Pressure Conversion Guide

Temperature - Pressure Equivalents of Saturated Steam Gauge Pressure at Sea Level

• Degrees Celsius = 5/9 (Degrees F - 32)

Safety & Technical

Temperature		Lbs. per Sq. Inch	Temperature		Lbs. per Sq. Inch	Temperature		Lbs. per Sq. Inch
°F	°C		°F	°C		°F	°C	
212	100.0	0.0	286	141.1	39.4	336	168.9	97.1
214	101.1	0.6	287	141.7	40.3	337	169.4	98.7
216	102.2	1.2	288	142.2	41.1	338	170.0	100.2
218	103.3	1.8	289	142.8	42.0	339	170.6	101.8
220	104.4	2.5	290	143.3	42.9	340	171.1	103.3
222	105.6	3.2	291	143.9	43.8	341	171.7	105.0
224	106.7	3.9	292	144.4	44.7	342	172.2	106.5
226	107.8	4.6	293	145.0	45.6	343	172.8	108.2
228	108.9	5.3	294	145.6	46.5	344	173.3	109.8
230	110.0	6.1	295	146.1	47.5	345	173.9	111.5
232	111.1	6.9	296	146.7	48.4	346	174.4	113.1
234	112.2	7.7	297	147.2	49.4	347	175.0	114.8
236	113.3	8.5	298	147.8	50.3	348	175.6	116.5
238	114.4	9.4	299	148.3	51.3	349	176.1	118.2
240	115.6	10.3	300	148.9	52.3	350	176.7	119.9
242	116.7	11.2	301	149.4	53.4	352	177.8	123.5
244	117.8	12.1	302	150.0	54.4	354	178.9	127.1
246	118.9	13.1	303	150.6	55.4	356	180.0	130.8
248	120.0	14.1	304	151.1	56.4	358	181.1	134.5
250	121.1	15.1	305	151.7	57.5	360	182.2	138.3
252	122.2	16.2	306	152.2	58.6	362	183.3	142.3
254	123.3	17.3	307	152.8	59.7	364	184.4	146.2
256	124.4	18.4	308	153.3	60.7	366	185.6	150.3
258	125.6	19.6	309	153.9	61.9	368	186.7	154.4
260	126.7	20.7	310	154.4	63.0	370	187.8	158.7
261	127.2	21.4	311	155.0	64.2	372	188.9	163.0
262	127.8	22.0	312	155.6	65.3	374	190.0	167.4
263	128.3	22.6	313	156.1	66.5	376	191.1	171.9
264	128.9	23.2	314	156.7	67.6	378	192.2	176.4
265	129.4	23.9	315	157.2	68.8	380	193.3	181.1
266	130.0	24.5	316	157.8	70.0	382	194.4	185.8
267	130.6	25.2	317	158.3	71.3	384	195.6	190.6
268	131.1	25.8	318	158.9	72.5	386	196.7	195.6
269	131.7	26.5	319	159.4	73.7	388	197.8	200.6
270	132.2	27.2	320	160.0	75.0	390	198.9	205.7
271	132.8	27.9	321	160.6	76.3	392	200.0	210.9
272	133.3	28.6	322	161.1	77.5	394	201.1	216.2
273	133.9	29.3	323	161.7	78.8	396	202.2	221.5
274	134.4	30.0	324	162.2	80.1	398	203.3	227.0
275	135.0	30.8	325	162.8	81.5	400	204.4	232.6
276	135.6	31.5	326	163.3	82.8	402	205.5	238.0
277	136.1	32.3	327	163.9	84.2	404	206.7	244.0
278	136.7	33.0	328	164.4	85.6	406	207.8	250.0
279	137.2	33.8	329	165.0	87.0	408	208.9	256.0
280	137.8	34.5	330	165.6	88.4	410	210.0	262.0
281	138.3	35.3	331	166.1	89.8	412	211.1	268.0
282	138.9	36.1	332	166.7	91.2	414	212.2	275.0
283	139.4	36.9	333	167.2	92.7	416	213.3	281.0
284	140.0	37.7	334	167.8	94.1	418	214.4	288.0
285	140.6	38.6	335	168.3	95.6	420	215.6	294.0

Pressure Conversions

100 PSI = 6.9 Bars
 250 PSI = 17.25 Bars
 600 PSI = 41.4 Bars

5 Bars = 72.5 PSI
 10 Bars = 145 PSI
 25 Bars = 362.5 PSI

Pressure - Temperature Ratings

- Ratings apply to all products covered by ANSI B16.5 valves conforming to the requirements of this standard must, in other respects, merit these ratings.
- All ratings are maximum allowable non-shock pressures (PSIG) at the tabulated temperatures (degree Fahrenheit). Temperatures are those on the inside of the pressure retaining structure.
- The use of these ratings requires gaskets conforming to the requirements of ANSI B16.5. The user is responsible for selecting gaskets of dimensions and materials to withstand the required bolt loading without injurious crushing, and suitable for the service conditions in all other respects.

Safety &
Technical

Pressure Class	150	300
Test Pressure	425	1100
Service Temperature	Working Pressure	
-20 to 100	275	720
150	255	710
200	240	700
250	225	690
300	210	680
350	195	675
400	180	665
450	165	650
500	150	625
550	140	590
600	130	555
650	120	515
700	110	470
750	100	425

Air Velocity in a Pipe

Using the equation and typical values of V, D and L explained to the right approximate values of P are computed as follows:

Safety & Technical

Velocity Ft / Sec	Pipe Diameter in Inches, 10' long				
	1	2	4	6	10
1	.0004	.0002	.0001	.00007	.00004
2	.0016	.0008	.0004	.00030	.00016
5	.0100	.0050	.0025	.00170	.0010
10	.0400	.0200	.0100	.00670	.0040
15	.0900	.0450	.0225	.01500	.0090
20	.1600	.0800	.0400	.02700	.0160
25	.2500	.1250	.0625	.04170	.0250
30	.3600	.1800	.0900	.06000	.0360

$$V = \sqrt{\frac{25,000 DP}{L}}$$

V = air velocity in feet per second
 D = pipe inside diameter in inches
 L = length of pipe in feet
 P = pressure loss due to air friction in ounces/square inch

Air Volume Discharged from Pipe

CFM = air volume in cubic feet per minute

V = air velocity in feet per second as determined in the equation at the top of this page

$$CFM = 60VA$$

A = cross section area of pipe in square feet

Boyle's Law

If temperature is kept constant, the volume of a given mass of gas is inversely proportional to the pressure which is exerted upon it.

$$\frac{\text{Initial Pressure}}{\text{Final Pressure}} = \frac{\text{Final Volume}}{\text{Initial Volume}}$$

Air Supply Requirements (operating pressure: 90 PSI)

Tool	Class	Typical Air Consumption (CFM)	Hose Size (inches)		
			0 - 10 ft.	10 - 50 ft.	50 - 200 ft.
Paving breakers	25 lb.	45	1/2"	1/2"	3/4"
	35 lb.	50	1/2"	3/4"	3/4"
	60 lb.	65	1/2"	3/4"	1"
	80 lb.	80	3/4"	3/4"	1"
Clay diggers		45	1/2"	1/2"	3/4"
Hand drills	8 lb.	20	3/8"	3/8"	1/2"
	15 lb.	32	3/8"	1/2"	1/2"
Rock (sinker) drills	45 lb.	105	3/4"	3/4"	1"
	55 lb.	130	3/4"	1"	1"
Tampers	5" butt	20	3/8"	1/2"	1/2"
	6" butt	30	1/2"	1/2"	3/4"
Sump pump	3 HP	100	3/4"	3/4"	1"
Sludge pump	Ejector	90	1"	1"	1"
Vibrators	2-1/2"	60	1"	1"	1"
	3"	60	1"	1"	1"
Chipping hammers		25	3/8"	1/2"	1/2"
Impact wrenches	3/8" sq. dr.	10	5/16"	3/8"	3/8"
	1/2"	15	5/16"	3/8"	1/2"
	3/4"	25	3/8"	1/2"	1/2"
	1"	50	1/2"	3/4"	3/4"
Drills	1/4" - 1/2"	22	3/8"	3/8"	1/2"
Grinders	die / burr	20	3/8"	3/8"	1/2"
	small angle	20	3/8"	3/8"	1/2"
	3 HP vertical	75	1/2"	3/4"	1"

CFM vs PSI for Nozzles

- PSI = pounds/square inch
- CFM = cubic feet/minute

Gauge PSI	CFM Free Air Flow @ Nozzle Diameter (inches)							
	1/64	1/32	3/64	1/16	3/32	1/8	3/16	1/4
1	.03"	.11"	.2"	.4"	1.0"	1.7"	3.9"	6.8"
5	.06"	.24"	.5"	1.0"	2.2"	3.9"	8.7"	15.4"
10	.08"	.34"	.8"	1.4"	3.1"	5.4"	12.3"	21.8"
15	.10"	.42"	.9"	1.6"	3.7"	6.6"	15.0"	26.7"
20	.12"	.48"	1.1"	1.9"	4.2"	7.7"	17.1"	30.8"
25	.13"	.54"	1.2"	2.2"	4.7"	8.6"	19.4"	34.5"
30	.16"	.63"	1.4"	2.5"	5.6"	10.0"	22.5"	40.0"
40	.19"	.77"	1.7"	3.1"	6.8"	12.3"	27.5"	49.1"
50	.22"	.91"	2.0"	3.6"	8.2"	14.5"	32.8"	58.2"
60	.26"	1.05"	2.3"	4.2"	9.4"	16.8"	37.5"	67.0"
70	.29"	1.19"	2.7"	4.8"	10.7"	19.0"	43.0"	76.0"
80	.33"	1.33"	3.0"	5.3"	11.9"	21.2"	47.5"	85.0"
90	.36"	1.47"	3.3"	5.9"	13.1"	23.5"	52.5"	94.0"
100	.40"	1.61"	3.7"	6.4"	14.5"	25.8"	58.3"	103.0"
110	.43"	1.76"	3.9"	7.0"	15.7"	28.0"	63.0"	112.0"
120	.47"	1.90"	4.3"	7.6"	17.0"	30.2"	68.0"	121.0"
130	.50"	2.04"	4.6"	8.1"	18.2"	32.4"	73.0"	130.0"
140	.54"	2.17"	4.9"	8.7"	19.5"	34.5"	78.0"	138.0"
150	.57"	2.33"	5.2"	9.2"	20.7"	36.7"	83.0"	147.0"
175	.66"	2.65"	5.9"	10.6"	23.8"	42.1"	95.0"	169.0"
200	.76"	3.07"	6.9"	12.2"	27.5"	48.7"	110.0"	195.0"

Safety &
Technical

Air Receiver Capacities

Tank Size (inches)	Tank Size (gallons)	Gauge Pressure on Tank (PSI)			
		0	100	150	200
Cubic Feet Tank Capacity					
12 x 24	10	1.3	11	15	19
14 x 36	20	2.7	21	30	39
16 x 36	30	4.0	31	45	59
20 x 48	60	8.0	62	90	117
20 x 63	80	10.7	83	120	156
24 x 68	120	16.0	125	180	234
30 x 84	240	32.0	250	360	467

If your tank is not listed in the table to the left, use the following formula to calculate the tank size (gallons) and then estimate the cubic feet tank capacity at a given pressure from the table above.

$$\text{Tank Gallons} = \frac{\text{Tank Height} \times (\text{Tank Radius})^2}{73.53}$$

Height and Radius are in inches

Air Hose Friction

- PSI = pressure in pounds/square inch
- CFM = air flow in cubic feet/minute

Safety &
Technical

Hose Size (inches)	CFM thru 50' Hose	Gauge Pressure - Pounds/sq inch			
		50	70	90	110
PSI Loss Over 50' Hose Length					
½"	20	1.8	1.0	.8	.6
	30	5.0	3.4	2.4	2.0
	40	10.1	7.0	5.4	4.3
	50	18.1	12.4	9.5	7.6
	60	+	20.0	14.8	12.0
	70	+	28.4	22.0	17.6
	80	+	+	30.5	24.6
	90	+	+	41.0	33.3
	10	+	+	+	44.5
	110	+	+	+	+
¾"	20	.04	.2	.2	.1
	30	.08	.5	.4	.3
	40	1.5	.9	.7	.5
	50	2.4	1.5	1.1	.9
	60	3.5	2.3	1.6	1.3
	70	4.4	3.2	2.3	1.8
	80	6.5	4.2	3.1	2.4
	90	8.5	5.5	4.0	3.1
	100	11.4	7.0	5.0	3.9
	110	14.2	8.8	6.2	4.9
	120	+	11.0	7.5	5.9
	130	+	+	9.0	7.1
	1"	20	.1	0	0
30		.2	.1	.1	.1
40		.3	.2	.2	.2
50		.5	.4	.3	.2
60		.8	.5	.4	.3
70		1.1	.7	.6	.4
80		1.5	1.0	.7	.6
90		2.0	1.3	.9	.7
100		2.6	1.6	1.2	.9
110		3.5	2.0	1.4	1.1
120		4.8	2.5	1.7	1.3
130		7.0	3.1	2.0	1.5

+ pressure loss is too great and therefore the combination of hose size, CFM, and gauge pressure is not recommended. Gauge pressures the indicated air pressure in pounds/square inch, at the source (i.e. the air compressor receiver tank)

Maximum Recommended Air Flow (SCFM) Through ANSI Standard Weight Schedule 40 Metal Pipe

- Flow values in the table below are based on a pressure drop of 10% of the applied pressure per 100 feet of pipe for 1/8", 1/4", 3/8", and 1/2" pipe sizes; and a pressure drop of 5% of the applied pressure per 100 feet of pipe for 3/4", 1", 1 1/4", 2", 2 1/2", 3" pipe sizes. The table gives recommended flows for pipe sizes at listed pressures and should be used to determine appropriate piping for air systems.

Applied Pressure PSI	Nominal Standard Pipe Size										
	1/8"	1/4"	3/8"	1/2"	3/4"	1"	1 1/4"	1 1/2"	2"	2 1/2"	3"
5	0.5	1.2	2.7	4.9	6.6	13	27	40	80	135	240
10	0.8	1.7	3.9	7.7	11.0	21	44	64	125	200	370
20	1.3	3.0	6.6	13.0	18.5	35	75	110	215	350	600
40	2.5	5.5	12.0	23.0	34.0	62	135	200	385	640	1100
60	3.5	8.0	18.0	34.0	50.0	93	195	290	560	900	1600
80	4.7	10.5	23.0	44.0	65.0	120	255	380	720	1200	2100
100	5.8	13.0	29.0	54.0	80.0	150	315	470	900	1450	2600
150	8.6	20.0	41.0	80.0	115.0	220	460	680	1350	2200	3900
200	11.5	26.0	58.0	108.0	155.0	290	620	910	1750	2800	5000
250	14.5	33.0	73.0	135.0	200.0	370	770	1150	2200	3500	6100

**Safety &
Technical**

Suggested Pipe Size for Compressed Air Flow at 100 PSI Length of Run, Feet

SCFM Air Flow	25	50	75	100	150	200	300	500	1000	Compressor HP
4	1/2	1/2	1/2	1/2	1/2	1/2	1/2	3/4	3/4	1
12	1/2	1/2	1/2	3/4	3/4	1/2	3/4	1	1	3
20	3/4	3/4	3/4	3/4	1	3/4	1	1 1/4	1 1/4	5
30	3/4	3/4	1	1	1	1	1 1/4	1 1/4	1 1/4	7 1/2
40	3/4	1	1	1	1 1/4	1	1 1/4	1 1/2	1 1/2	10
60	1	1	1 1/4	1 1/4	1 1/4	1 1/4	1 1/2	1 1/2	2	15
80	1	1 1/4	1 1/4	1 1/4	1 1/2	1 1/4	1 1/2	2	2	20
100	1 1/4	1 1/4	1 1/2	1 1/2	1 1/2	1 1/2	2	2	2 1/2	25
120	1 1/4	1 1/2	1 1/2	1 1/2	2	1 1/2	2	2 1/2	2 1/2	30
160	1 1/4	1 1/2	1 1/2	2	2	1 1/2	2 1/2	2 1/2	3	40
200	1 1/2	2	2	2	2	2	2 1/2	3	3	50
240	1 1/2	2	2	2	2 1/2	2	2 1/2	3	3	60
300	2	2	2	2 1/2	2 1/2	2	3	3	3 1/2	75
400	2	2 1/2	2 1/2	2 1/2	3	2 1/2	3	3 1/2	4	100
500	2	2 1/2	2 1/2	3	3	2 1/2	3 1/2	3 1/2	4	125

On a compressed air distribution system, pressure losses greater than 3% are considered excessive, and a well-designed system having a steady rate of air flow is usually designed for not more than a 1% loss or 1 PSI for a 100 PSI system. The pipe size depends not only on the volume of air flow but how far it must be carried. To hold the distribution loss to 1 PSI, pipes of larger diameter must be used on longer runs to carry the same flow that can be handled by smaller pipes on shorter runs.


Figures in the body of the chart above are pipe sizes recommended on a 100 PSI system to carry air with less than 1 PSI loss. When measuring lengths of runs, add 5' of length for each pipe fitting. If carrying 120 PSI pressure these sizes will carry slightly more air than shown, or pressure loss will be slightly less than 1 PSI. If carrying 80 PSI pressure these pipes will carry slightly less air at 1 PSI pressure loss than shown in the chart.

The left column of the chart shows the volume of air to be carried. It is difficult to estimate the air flow volume to be carried in each leg of the distribution system. This varies with the application. On some applications, like in a large plant with many legs in the distribution system serving dozens of air-operated machines, the air usage may be at a fairly steady rate. Other applications, usually on small systems, may have to carry a high surge of air if several machines happen to be operated at the same time. Then there may be a period with almost no flow.

To make a realistic estimate of air flow volume, the far right column of the chart showing compressor HP may be used. On steady pumping, a compressor will produce a minimum of 4 SCFM air flow for each 1 HP of capacity. This is a conservative figure, as most compressors will produce 5 or 6 SCFM.

For example, a 25 HP compressor will produce at least 100 SCFM of air as shown in the far left column on the same line as 25 HP.

Water Constants and Formulas



Safety & Technical

1 gallon water = 231 cubic inches = 8.333 pounds

1 pound of water = 27.7 cubic inches

1 cubic foot water = 7.5 gallons = 62.5 pounds (salt water weighs approximately 64.3 pounds per cubic foot)

Pounds per square inch at bottom of a column of water = height of column in feet x .434

1 miner's inch = 9 to 12 gallons per minute

Horsepower to raise water

If pumping liquid other than water, multiply the gallons per minute below by the liquids specific gravity

$$\text{Horsepower} = \frac{\text{gallons per minute} \times \text{total head in feet}}{3960}$$

Gallons per minute through a pipe

$$\text{GPM} = .0408 \times \text{pipe diameter inches}^2 \times \text{feet/minute water velocity}$$

Weight of water in a pipe

$$\text{Pounds water} = \text{pipe length feet} \times \text{pipe diameter inches}^2 \times .34$$

L Distance (inches)	Gallons per Minute Discharge for a Given Nominal Pipe Diameter D (inches)				
	5	6	8	10	12
5	163	---	---	---	---
6	195	285	---	---	---
7	228	334	580	---	---
8	260	380	665	1060	---
9	293	430	750	1190	1660
10	326	476	830	1330	1850
11	360	525	915	1460	2020
12	390	570	1000	1600	2220
13	425	620	1080	1730	2400
14	456	670	1160	1860	2590
15	490	710	1250	2000	2780
16	520	760	1330	2120	2960
17	550	810	1410	2260	3140
18	590	860	1500	2390	3330
19	620	910	1580	2520	3500
20	650	950	1660	2660	3700
21	685	1000	1750	2800	3890
22	720	1050	1830	2920	4060
23	750	1100	1910	3060	4250
24	---	1140	2000	3200	4440

Water Discharge Table

This table is intended for general reference and general applicability only, and should not be relied upon as the sole or precise source of information available with respect to the subject covered. The user should also refer to and follow manufacturer's specific instructions and recommendations with regard to such information, where they exist.

Flow of water through 100 foot lengths of hose, Straight - Smooth Bore - US gallons per minute

PSI at Hose Inlet	Nominal Hose ID Diameters - Inches							
	1"	1¼"	1½"	2"	2½"	3"	4"	6"
20	26	47	76	161	290	468	997	2895
30	32	58	94	200	360	582	1240	3603
40	38	68	110	234	421	680	1449	4209
50	43	77	124	264	475	767	1635	4748
60	47	85	137	291	524	846	1804	5239
75	53	95	154	329	591	955	2035	5910
100	62	112	180	384	690	1115	2377	6904
125	70	126	203	433	779	1258	2681	7788
150	77	139	224	478	859	1388	2958	8593
200	90	162	262	558	1004	1621	3455	10038

Figures are to be used as a guide since the hose inside diameter tolerance, the type of fittings used, and orifice restriction all influence the actual discharge. Thus, variations plus or minus from the table may be obtained in actual service.

Conversion Table - Feet of Water to Inches of Mercury

Feet of Water	1	2	4	6	8	10	12	14	16	20	22	24	26	28	30	32	34
Inches of Mercury	0.9	1.8	3.5	5.3	7.1	8.8	10.6	12.4	14.1	17.7	19.4	21.2	23.0	24.8	26.5	28.3	30.0

Feet Head of Water to PSI

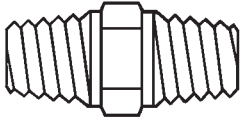
- One foot of water at 62°F = 0.433 PSI, to find the PSI for any feet head not given in the table, multiply the feet head by 0.433.

Feet Head	Pounds per Square Inch
1	0.43
2	0.87
3	1.30
4	1.73
5	2.17
6	2.60
7	3.03
8	3.46
9	3.90
10	4.33
15	6.50
20	8.66
25	10.83
30	12.99
40	17.32
50	21.65
60	25.99
70	30.32
80	34.65
90	38.98
100	43.31
110	47.64
120	51.97
130	56.30
140	60.63
150	64.96
160	69.29
170	73.63
180	77.96
200	86.62
250	108.27
300	129.93
350	151.58
400	173.24
500	216.55
600	259.85
700	303.16
800	346.47
900	389.78
1000	433.00

Pipe Threads

Pipe threads are either tapered or straight (parallel). The two styles may or may not be compatible. Refer to thread information chart on page 939.

Safety & Technical

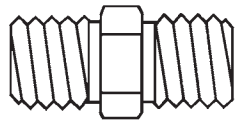


tapered threads

Tapered threads

Tapered threads are the most common type of thread available. As the name implies, they have a slight taper. When mated together and tightened, the threads compress and may form a seal. Usually a thread sealant is required. The mating threads both hold the fitting in place and seal the connection. The most widely used pipe threads in North America are NPT (National Pipe Taper). Some confusion may result from the use of NPT, FPT, and MPT in describing threads. Both FPT and MPT are NPT threads, with FPT meaning female threads (internal) and MPT meaning male threads (external).

NPTF (Dryseal) threads are modified NPT threads, which are less likely to leak without a sealant. For a leak-free seal, we recommend using a sealant compound or PTFE tape. You can use NPTF threads with NPT threads, but you'll lose some of the leak-free characteristics.



straight threads

Straight threads

Straight (parallel) threads are used for mechanical joining. They serve one purpose - to hold a fitting in place. As a result, an O-ring (elastomer), hard metal seal or a soft seat seal is required. Straight pipe threads include NPSM (National Pipe Straight Mechanical), and NPSH (National Pipe Straight Hose). Sizing and pitches may differ from the NPT threads

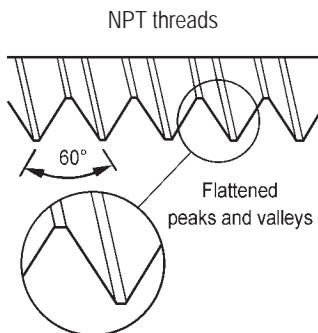
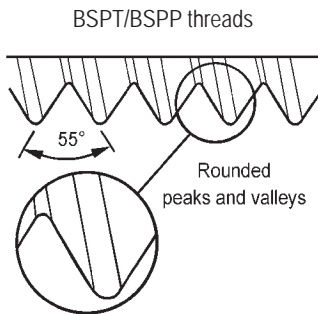
Less common straight threads are GHT (Garden Hose) and NST (fire hose coupling).

NPT vs. BSP (British Standard Pipe)

BSP threads are common in many countries outside the United States. BSP consists of two types of threads - BSPT (British Standard Pipe Taper) and BSPP (British Standard Pipe Parallel).

BSPT threads have a slight taper similar to NPT. BSPP threads are straight (parallel) threads and have the same thread angle, shape and threads per inch (pitch) as BSPT threads. *BSPT and BSPP threads should not be substituted for NPT threads.*

NPT and BSPT/BSPP threads have different angles, shape, and (in most cases) threads per inch (pitch). The thread angle is 60° for NPT threads; 55° for BSPT/BSPP threads. NPT threads are flattened at the peaks and valleys, while BSPT/BSPP threads are rounded.



Nominal Pipe Size	Threads per inch	
	NPT	BSPT / BSPP
1/16"	27	---
1/8"	27	28
1/4"	18	19
3/8"	18	19
1/2"	14	14
3/4"	14	14
1"	11½	11
1-1/4"	11½	11
1-1/2"	11½	11
2"	11½	11
2-1/2"	8	11
3"	8	11
3-1/2"	8	11
4"	8	11
5"	8	11
6"	8	11
8"	8	11

Identifying Threads

It is important to identify the threads required before ordering couplings.

Identifying threads can sometimes be the most difficult and frustrating part of coupling selection. However, without the right combination of threads, you may not provide a functional or safe connection.

The diameters, threads per inch (TPI) and thread pitch, etc. are necessary to completely identify a thread. Ring, plug and GO/NOGO gauges are required to accurately gauge or identify threads. In the field, in the absence of these gauges, thread leaf gauges can be used to identify the Threads Per Inch (TPI) and the thread pitch. On threads you have determined to be straight threads, a caliper can be used to measure the Outside Diameter of the male (ODM) or the Inside Diameter of the female (IDF). A caliper can also be used to take measurements of tapered thread diameters. However, these are more difficult to define because of the taper. Fortunately, there are few tapered threads to deal with and these can usually be identified from the nominal ODM and the TPI.

However, identifying the thread may not fully identify what is needed in a mating fitting. The application is the primary *limiting factor on the thread type used*. Dixon® offers products with a wide variety of threads used with hose, pipe and hydraulics.

When attempting to choose a fitting, it is always advisable to first identify the thread to which it must connect. This may entail checking with a fitting or equipment manufacturer.

The fire hose thread specifications for some local municipal fire equipment and hydrants may vary according to local specifications. These can generally be most easily identified by contacting the local fire department responsible for the hydrant. The most common thread used on fire equipment is National Standard Thread (NST), also known as National Hose thread (NH).

When it is not possible to identify the thread:

1. Determine the number of threads per inch by measuring the distance from peak of thread to peak of thread across the largest number of whole threads. Then divide the number of threads by the measurement (this will provide the TPI).

2. Check to see if the thread is straight or tapered.

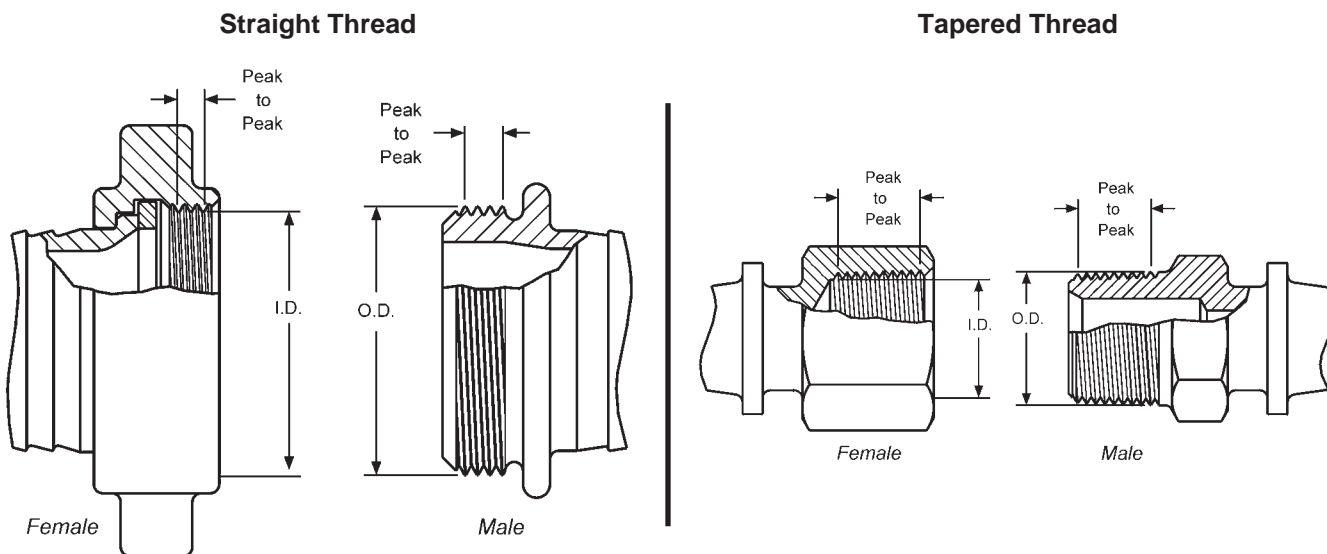
a) Straight Threads

Measure the Outside Diameter of the Male (ODM) or the Inside Diameter of the Female (IDF), from peak of thread to peak of thread.

b) Tapered Threads

Measure the Outside Diameter of the Male (ODM) at the large end and the small end, or the Inside Diameter of the Female (IDF) at the large end and the small end, from peak of thread to peak of thread. Then measure the Outside Diameter (OD) of the unthreaded pipe.

Once the application and these two pieces of information have been determined, the thread can generally be determined. When in doubt, call Dixon® at 877.963.4966.



Abbreviation	System Name	Compatibility	Seal Method
BSPP	British Standard Pipe Parallel	male BSPP with female BSPP	washer
		female BSPP with male BSPP	washer
		female BSPP with male BSPT	washer
BSPTTr	British Standard Pipe Taper	male BSPTTr with female BSPTTr	thread
		male BSPTTr with female BSPP	washer
		female BSPTTr with male BSPTTr	thread
		<i>female BSPTTr not compatible with male BSPP</i>	
CHT	American Standard Fire Hose Thread (1" National Hose Thread is C hemical H ose T hread, also known as B ooster H ose T hread)	1" male NH (NST) with 1" female NH (NST)	washer
		1" female NH (NST) with 1" male NH (NST)	washer
		1" thread is used on both ¾" hose & 1" hose	not compatible
GHT	Garden Hose Thread	male GHT with female GHT	washer
		female GHT with male GHT	washer
		thread is same for all size hose	not compatible
IPS	Iron Pipe Straight Thread	generic name for Straight Pipe Thread <i>see NPSH for compatibility</i>	washer
IPT	Iron Pipe Thread	generic name for All Pipe Thread	more information required
JIC	Joint Industrial Committee	used with other mating JIC threads	mechanical
NH or NST	American Standard Fire Hose Coupling Thread (N ational H ose thread also known as N ational S tandard T hread)	male NH (NST) with female NH (NST)	washer
		female NH (NST) with male NH (NST) thread pitch and diameters of fire threads may vary according to local and municipal regulations <i>not compatible with other systems</i>	washer
NPT	American Standard Taper Pipe Thread (N ational P ipe T apered)	male NPT with female NPT	thread
		male NPT with female NPTF	thread
		male NPT with female NPSM	washer
		male NPT with female NPSH	washer
		female NPT with male NPT	thread
		female NPT with male NPTF <i>female NPT not compatible with male NPSM or male NPSH</i>	thread
NPTF	American Standard Taper Pipe Fuel Dryseal Thread (N ational P ipe T apered D ryseal)	male NPTF with female NPTF	thread
		male NPTF with female NPT	thread
		male NPTF with female NPSM	washer
		male NPTF with female NPSH	washer
		female NPTF with male NPTF	thread
		female NPTF with male NPT	thread
		female NPTF with male NPSM or NPSH <i>NPTF with NPTF threads do not require sealant for the initial use, after that, sealant is required</i>	not compatible
NPSH	American Standard Straight Pipe for Hose Couplings (N ational P ipe S traight H ose)	male NPSH with female NPSH	washer
		female NPSH with male NPSH	washer
		female NPSH with male NPT	washer
		female NPSH with male NPTF	washer
		female NPSH with male NPSM	washer
NPSM	American Standard Straight Mechanical Joints (N ational P ipe S traight M echanical)	male NPSM with female NPSM	Seal can be either mechanical or washer. Mating fittings must be of same type.
		male NPSM with female NPSH	
		female NPSM with male NPSM	
		female NPSM with male NPT	
		female NPSM with male NPTF	
SIPT	Straight Iron Pipe Thread	generic name for Straight Pipe Thread	washer
TIPT	Tapered Iron Pipe Thread	generic name for Tapered Pipe Thread	thread
NYFD	NYFD Fire Department	straight thread used in New York City	washer
Chicago	Chicago Fire Department	straight thread used in Chicago	washer

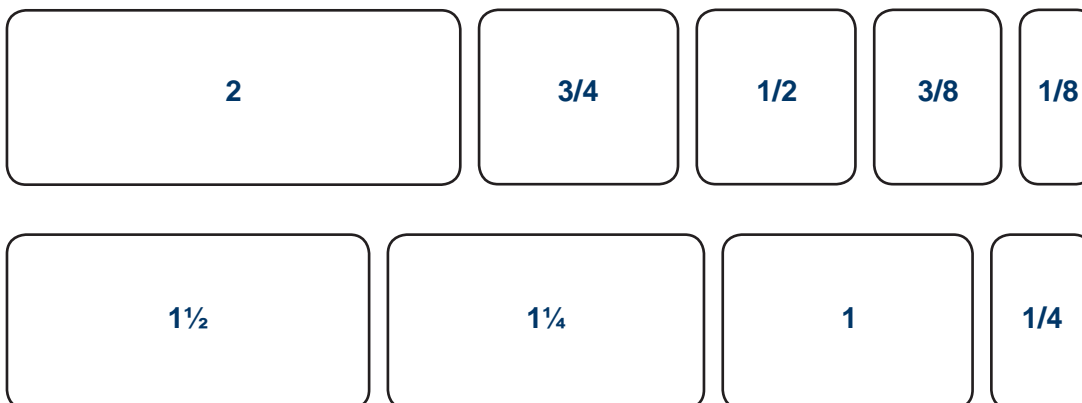
Thread Chart for Hydraulic Fittings

Dash Size	2	4	6	8	10	12	16	20	24	32	40	48
JIC 37 degree Flare Thread	5/16-24	7/16-20	9/16-18	3/4-16	7/8-14	1 1/16-12	1 5/16-12	1 5/8-12	1 7/8-12	2 1/2-12	---	---
SAE O-ring Thread	---	7/16-20	9/16-18	3/4-16	7/8-14	1 1/16-12	1 5/16-12	1 5/8-12	1 7/8-12	2 1/2-12	---	---
NPTF Pipe Thread	1/8-27	1/4-18	3/8-18	1/2-14	---	3/4-14	1-11 1/2	1 1/4-11 1/2	1 1/2-11 1/2	2-11 1/2	---	---
NPSM Swivel Thread	---	1/4-18	3/8-18	1/2-14	---	3/4-14	1-11 1/2	1 1/4-11 1/2	1 1/2-11 1/2	2-11 1/2	---	---
Flat Face Thread	---	9/16-18	11/16-16	13/16-16	1-14	1 3/16-12	1 7/16-12	---	---	---	---	---
Code 61 Flange Head OD	---	---	---	1.19	---	1.50	1.75	2.00	2.38	2.81	3.31	4.0
Code 62 Flange Head OD	---	---	---	1.25	---	1.62	1.88	2.12	2.50	3.12	---	---
British Thread BSPP/BSPT	---	1/4-19	3/8-19	1/2-14	---	3/4-14	1-11	---	---	---	---	---

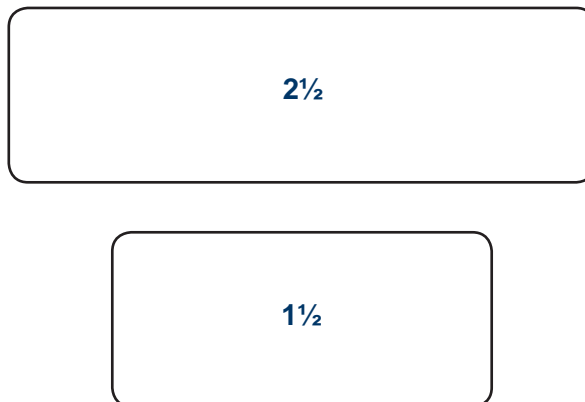
Safety & Technical

Fittings Size Chart

Male NPT Thread Sizes



Male NST Thread Sizes



Thread Dimensions

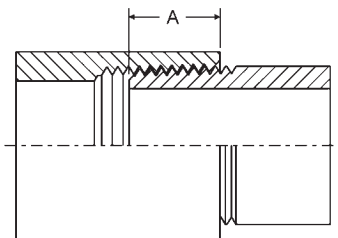
Nominal Dimensions of Standard Threads

- ODM = Outside Diameter of the male
- IDF = Inside Diameter of the female
- TPI = Threads Per Inch
- GHT (3/4") -- 1.0625 ODM, 11-1/2 TPI
- Female NPT (Tapered Pipe) thread is not available on hose swivel nuts

Size	Pipe OD	Tapered Threads		Straight Threads											
		NPT	BSPT _r	NPSH			NPSM			NST (NH)			BSPP		
		TPI	TPI	TPI	ODM (max)	IDF (min)	TPI	ODM (max)	IDF (min)	TPI	ODM (max)	IDF (min)	TPI	ODM (max)	IDF (min)
1/8"	.405	27.0	28				27.0	0.397	0.358					0.383	0.337
1/4"	.540	18.0	19				18.0	0.526	0.468					0.516	0.450
3/8"	.675	18.0	19				18.0	0.662	0.603					0.656	0.588
1/2"	.840	14.0	14	14.0	0.8248	0.7395	14.0	0.823	0.747					0.825	0.733
3/4"	1.050	14.0	14	14.0	1.0353	0.9500	14.0	1.034	0.958					1.041	0.950
1"	1.315	11.5	11	11.5	1.2951	1.1921	11.5	1.293	1.201	8.0	1.375	1.2246	11	1.309	1.193
1 1/4"	1.660	11.5	11	11.5	1.6399	1.5369	11.5	1.638	1.546				11	1.650	1.534
1 1/2"	1.900	11.5	11	11.5	1.8788	1.7758	11.5	1.877	1.785	9.0	1.990	1.8577	11	1.882	1.766
2"	2.375	11.5	11	11.5	2.3528	2.2498	11.5	2.351	2.259				11	2.347	2.231
2 1/2"	2.875	8.0	11	8.0	2.8434	2.6930	8.0	2.841	2.708	7.5	3.068	2.9104	11	2.960	2.844
3"	3.500	8.0	11				8.0	3.467	3.334	6.0	3.623	3.5306	11	3.460	3.344
4"	4.500	8.0	11				8.0	4.466	4.333	4.0	5.010	4.7111	11	4.450	4.334
4 1/2"										4.0	5.760	5.4611			
5"	5.563	8.0	11				8.0	5.528	5.395	4.0	6.260	5.9602	11	5.450	5.359
6"	6.625	8.0	11				8.0	6.585	6.452	4.0	7.025	6.7252	11	6.450	6.359
8"	8.625	8.0													
10"	10.750	8.0													
12"	12.750	8.0													

Normal Engagement Length of NPT Thread in Inches (A)

- Dimensions given do not allow for variations in tapping or threading.



Thread Size	Dimension A
1/8"	1/4"
1/4"	3/8"
3/8"	3/8"
1/2"	1/2"
3/4"	9/16"
1"	11/16"
1-1/4"	11/16"
1-1/2"	11/16"
2"	3/4"
2-1/2"	15/16"
3"	1"
4"	1-1/8"
5"	1-1/4"
6"	1-5/16"
8"	1-7/16"
10"	1-5/8"
12"	1-3/4"

Thread Sealing Tips

Thread Sealing Tips

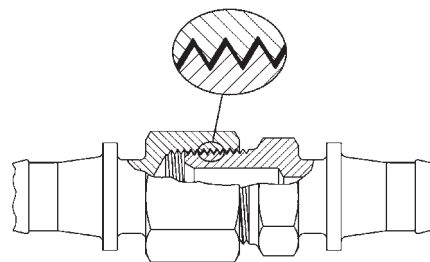
Sealing NPT threads can be an exasperating experience if certain techniques are not followed. The following tips will help alleviate many common problems in thread sealing:

1. Always use some type of sealant (tape or paste) and apply sealant to male thread only. If using a hydraulic sealant, allow sufficient curing time before system is pressurized.
2. When using tape sealant, wrap the threads in a clockwise motion starting at the first thread and, as layers are applied, work towards the imperfect (vanishing) thread. If the system that the connection being made to cannot tolerate foreign matter (i.e. air systems), leave the first thread exposed and apply the tape sealant as outlined above.
3. When using paste sealant, apply to threads with a brush, using the brush to work the sealant into the threads. Apply enough sealant to fill in all the threads all the way around.
4. When connecting one stainless steel part to another stainless steel part that will require future disassembly, use a thread sealant that is designed for stainless steel (see page 787). This stainless steel thread sealant is also useful when connecting aluminum to aluminum that needs to be disconnected in the future. These two materials gall easily, and if the correct sealant is not used, it can be next to impossible to disassemble.
5. When connecting parts made of dissimilar metals (i.e. steel and aluminum), standard tape or paste sealant performs satisfactory.
6. For sizes 2" and below, tape or paste performs satisfactory. When using thread tape, four wraps (covering all necessary threads) is usually sufficient.
7. For sizes 2½" and above, thread paste is recommended. If thread tape is used, eight wraps (covering all necessary threads) is usually sufficient. Apply more wraps if necessary.
8. For stubborn to seal threads, apply a normal coating of thread paste followed by a normal layer of thread tape.
9. For extremely stubborn to seal threads, apply a normal coating of thread paste followed by a single layer of gauze bandage followed by a normal layer of thread tape.

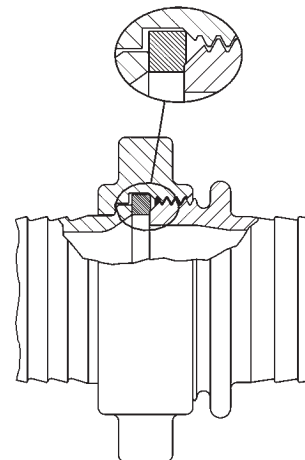
Caution!

When this procedure is done, the connection becomes permanent. Extreme measures will be necessary to disconnect these components. *All other measures to seal the threads should be explored prior to use of this technique.*

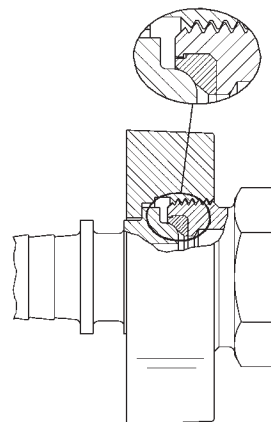
10. Over-tightening threads can be just as detrimental as insufficient tightening. For sizes 2" and below, hand tighten the components and, with a wrench, tighten 3 full turns. For sizes 2½" and above, hand tighten the components and, with a wrench, tighten 2 full turns.

**Thread Seal Type**

- A seal is obtained by applying a sealant to the male thread before engaging.
- The sealant is used to prevent spiral leakage.
- Thread tape or paste is the preferred sealant in this type of application.
- Please refer to page 902 for thread tape options.

**Washer Seal Type**

- A seal is obtained when the male thread is tightened down onto the washer of the female assembly.
- The washer should be inspected regularly and replaced as needed to prevent leakage.
- Please refer to pages 72 and 40 for replacement washers.

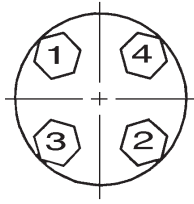
**Mechanical Seal Type**

- A seal is obtained through metal to metal contact or metal to seal contact, i.e. JIC couplings (page 511) have a metal to metal seal. Boss™ Ground Joint couplings (pages 67-69) have a metal to seal contact (shown above).
- The couplings should be retightened as needed to prevent leakage.

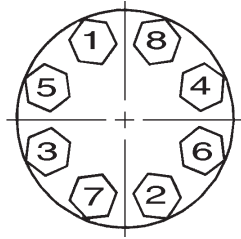
Flange Bolt Tightening Sequence

(Use appropriate gaskets and bolts)

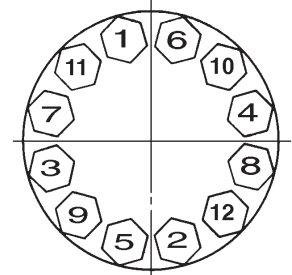
Safety & Technical



4 Bolt



8 Bolt

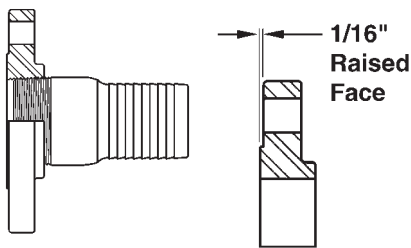


12 Bolt

See page 945 for drilling dimensions

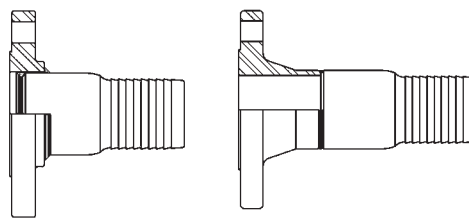
Flange Diagrams

Threaded Applications



Threaded Flange with raised face

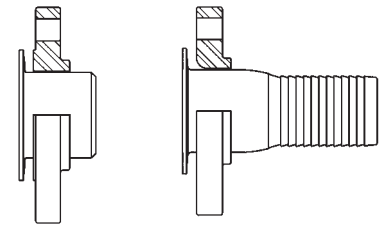
Welded Applications



Slip-On Flange with raised face

Weld Neck Flange with raised face

Floating Applications
(flange free to swivel)



Slip-On Flange with raised face

Lap-Joint Flange

Dimensions of 150 LB. ASA Steel Flanges

Nominal Pipe Size	Flange OD	Thickness ¹	OD of Raised Face	Diameter of Bolt Circle	Number of Bolts	Diameter of Bolt Holes	Diameter of Bolts
1"	4-1/4"	9/16"	2"	3-1/8"	4	5/8"	1/2"
1-1/4"	4.62"	5/8"	2-1/2"	3-1/2"	4	5/8"	1/2"
1-1/2"	5"	11/16"	2-7/8"	3-7/8"	4	5/8"	1/2"
2"	6"	3/4"	3-5/8"	4-3/4"	4	3/4"	5/8"
2-1/2"	7"	7/8"	4-1/8"	5-1/2"	4	3/4"	5/8"
3"	7-1/2"	15/16"	5"	6"	4	3/4"	5/8"
4"	9"	15/16"	6-3/16"	7-1/2"	8	3/4"	5/8"
5"	10"	15/16"	7-5/16"	8-1/2"	8	7/8"	3/4"
6"	11"	1"	8-1/2"	9-1/2"	8	7/8"	3/4"
8"	13-1/2"	1-1/8"	10-5/8"	11-3/4"	8	7/8"	3/4"
10"	16"	1-3/16"	12-3/4"	14-1/4"	12	1"	7/8"
12"	19"	1 1/4"	15"	17"	12	1"	7/8"

¹ 1/16" raised face is included in the thickness

Dimensions of Tank Truck Flanges (TTMA Drilling)

Nominal Pipe Size	Flange OD	Thickness ¹	Diameter of Bolt Circle	Number of Bolts	Diameter of Bolt Holes	Diameter of Bolts
3"	5-5/8"	3/8"	4-7/8"	8	7/16"	3/8"
4"	6-5/8"	3/8"	5-7/8"	8	7/16"	3/8"
6"	8-7/8"	3/8"	8-1/8"	12	7/16"	3/8"

¹ listed thickness is for aluminum flanges

ANSI Flange Dimensions

150 lb. Standard

Nominal Pipe Size	Outside Diameter Flange	Flange Thickness	Drill Template		
			Number Holes	Diameter Bolts	Bolt Circle
1/2"	3-1/2"	7/16"	4	1/2"	2-3/8"
3/4"	3-7/8"	1/2"	4	1/2"	2-3/4"
1"	4-1/4"	9/16"	4	1/2"	3-1/8"
1-1/4"	4-5/8"	5/8"	4	1/2"	3-1/2"
1-1/2"	5"	11/16"	4	1/2"	3-7/8"
2"	6"	3/4"	4	5/8"	4-3/4"
2-1/2"	7"	7/8"	4	5/8"	5-1/2"
3"	7-1/2"	15/16"	4	5/8"	6"
3-1/2"	8-1/2"	15/16"	8	5/8"	7"
4"	9"	15/16"	8	5/8"	7-1/2"
5"	10"	15/16"	8	3/4"	8-1/2"
6"	11"	1"	8	3/4"	9-1/2"
8"	13-1/2"	1-1/8"	8	3/4"	11-3/4"
10"	16"	1-3/16"	12	3/4"	14-1/4"
12"	19"	1-1/4"	12	3/4"	17"

300 lb. Standard

Nominal Pipe Size	Outside Diameter Flange	Flange Thickness	Drill Template		
			Number Holes	Diameter Bolts	Bolt Circle
1/2"	3-3/4"	9/16"	4	1/2"	2-5/8"
3/4"	4-5/8"	5/8"	4	5/8"	3-1/4"
1"	4-7/8"	11/16"	4	5/8"	3-1/2"
1-1/4"	5-1/4"	3/4"	4	5/8"	3-7/8"
1-1/2"	6-1/8"	13/16"	4	3/4"	4-1/2"
2"	6-1/2"	7/8"	8	5/8"	5"
2-1/2"	7-1/2"	1"	8	3/4"	5-7/8"
3"	8-1/4"	1-1/8"	8	3/4"	6-5/8"
3-1/2"	9"	1-3/16"	8	3/4"	7-1/4"
4"	10"	1-1/4"	8	3/4"	7-7/8"
5"	11"	1-3/8"	8	3/4"	9-1/4"
6"	12-1/2"	1-7/16"	12	3/4"	10-5/8"
8"	15"	1-5/8"	12	7/8"	13"
10"	17-1/2"	1-7/8"	16	1"	15-1/4"
12"	20-1/2"	2"	16	1-1/8"	17-3/4"

600 lb. Standard

Nominal Pipe Size	Outside Diameter Flange	Flange Thickness	Drill Template		
			Number Holes	Diameter Bolts	Bolt Circle
1/2"	3-3/4"	9/16"	4	5/8"	2-5/8"
3/4"	4-5/8"	5/8"	4	3/4"	3-1/4"
1"	4-7/8"	11/16"	4	3/4"	3-1/2"
1-1/4"	5-1/4"	13/16"	4	3/4"	3-7/8"
1-1/2"	6-1/8"	7/8"	4	7/8"	4-1/2"
2"	6-1/2"	1"	8	3/4"	5"
2-1/2"	7-1/2"	1-1/8"	8	7/8"	5-7/8"
3"	8-1/4"	1-1/4"	8	7/8"	6-5/8"
3-1/2"	9"	1-3/8"	8	1"	7-1/4"
4"	10-7/5"	1-1/2"	8	1"	8-1/2"
5"	13"	1-3/4"	8	1-1/8"	10-1/2"
6"	14"	1-7/8"	12	1-1/8"	11-1/2"
8"	16-1/2"	2-3/16"	12	1-1/4"	13-3/4"
10"	20"	2-1/2"	16	1-3/8"	17"
12"	22"	2-5/8"	20	1-3/8"	19-1/4"

900 lb. Standard

Nominal Pipe Size	Outside Diameter Flange	Flange Thickness	Drill Template		
			Number Holes	Diameter Bolts	Bolt Circle
1/2"	4-3/4"	7/8"	4	7/8"	3-1/4"
3/4"	5-1/8"	1"	4	7/8"	3-1/2"
1"	5-7/8"	1-1/8"	4	1"	4"
1-1/4"	6-1/4"	1-1/8"	4	1"	4-3/8"
1-1/2"	7"	1-1/4"	4	1-1/8"	4-7/8"
2"	8-1/2"	1-1/2"	8	1"	6-1/2"
2-1/2"	9-5/8"	1-5/8"	8	1-1/8"	7-1/2"
3"	9-1/2"	1-1/2"	8	1"	7-1/2"
3-1/2"	11-1/2"	1-3/4"	8	1-1/4"	9-1/4"
4"	13-3/4"	2"	8	1-3/8"	11"
6"	15"	2-3/16"	12	1-1/4"	12-1/2"
8"	18-1/2"	2-1/2"	12	1-1/2"	15-1/2"
10"	21-1/2"	2-3/4"	16	1-1/2"	18-1/2"
12"	24"	3-1/8"	20	1-1/2"	21"

Safety & Technical

Dimensions of Seamless and Welded Steel Pipe
ASA-B36.10 and B36.19

Safety & Technical

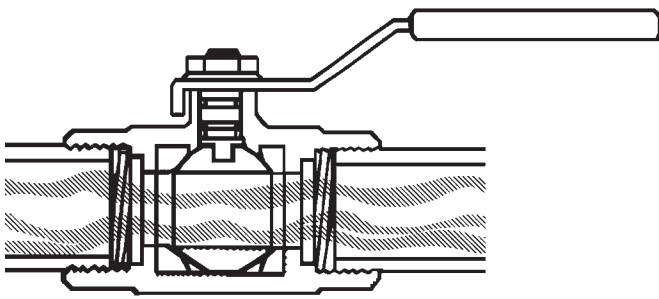
Nominal Pipe Size	OD (inches)	Pipe Schedule Wall Thickness												
		10	20	30	Stand.	40	60	Extra Strong	80	100	120	140	160	XXX Strong
1/8"	0.405	0.049	---	---	0.068	0.068	---	0.095	0.095	---	---	---	---	---
1/4"	0.540	0.065	---	---	0.088	0.088	---	0.119	0.119	---	---	---	---	---
3/8"	0.675	0.065	---	---	0.091	0.091	---	0.126	0.126	---	---	---	---	---
1/2"	0.840	0.083	---	---	0.109	0.109	---	0.147	0.147	---	---	---	0.188	0.294
3/4"	1.050	0.083	---	---	0.113	0.113	---	0.154	0.154	---	---	---	0.219	0.308
1"	1.315	0.109	---	---	0.133	0.133	---	0.179	0.179	---	---	---	0.250	0.358
1 1/4"	1.660	0.109	---	---	0.140	0.140	---	0.191	0.191	---	---	---	0.250	0.382
1 1/2"	1.900	0.109	---	---	0.145	0.145	---	0.200	0.200	---	---	---	0.281	0.400
2"	2.375	0.109	---	---	0.154	0.154	---	0.218	0.218	---	---	---	0.344	0.436
2 1/2"	2.875	0.120	---	---	0.203	0.203	---	0.276	0.276	---	---	---	0.375	0.552
3"	3.500	0.120	---	---	0.216	0.216	---	0.300	0.300	---	---	---	0.438	0.600
3 1/2"	4.000	0.120	---	---	0.226	0.226	---	0.318	0.318	---	---	---	---	---
4"	4.500	0.120	---	---	0.237	0.237	---	0.337	0.337	---	0.438	---	0.531	0.674
5"	5.563	0.134	---	---	0.258	0.258	---	0.375	0.375	---	0.500	---	0.625	0.750
6"	6.625	0.134	---	---	0.280	0.280	---	0.432	0.432	---	0.562	---	0.719	0.864
8"	8.625	0.148	0.250	0.277	0.322	0.322	0.406	0.500	0.500	0.594	0.719	0.812	0.906	0.873
10"	10.750	0.165	0.250	0.307	0.365	0.365	0.500	0.500	0.594	0.719	0.844	1.000	1.125	1.000
12"	12.750	0.180	0.250	0.330	0.375	0.406	0.562	0.500	0.688	0.844	1.000	1.125	1.312	1.000

Definitive Cross-Reference from NPS to DN Specification Sizes

Nominal Pipe Size	DN	OD (inches)	Pipe Schedule Wall Thickness													
			5S	5	10S	10	20	30	40S	40	60	80S	80	100	120	160
1/8"	6	0.405	---	0.035	---	0.049	---	0.057	---	0.068	---	---	0.095	---	---	---
1/4"	8	0.540	---	0.049	---	0.065	---	0.073	---	0.088	---	---	0.119	---	---	---
1/2"	15	0.840	---	0.065	---	0.083	---	0.095	---	0.109	---	---	0.147	---	0.170	0.188
3/4"	20	1.050	---	0.065	---	0.083	---	0.095	---	0.113	---	---	0.154	---	0.170	0.219
1"	25	1.315	---	0.065	---	0.109	---	0.114	---	0.133	---	---	0.179	---	0.200	0.250
1 1/4"	32	1.660	---	0.065	---	0.109	---	0.117	---	0.140	---	---	0.191	---	0.215	0.250
1 1/2"	40	1.900	---	0.065	---	0.109	---	0.125	---	0.145	---	---	0.200	---	0.225	0.281
2"	50	2.375	---	0.065	---	0.109	---	---	---	0.154	---	---	0.218	---	0.250	0.344
2 1/2"	65	2.875	---	0.083	---	0.120	---	---	---	0.203	---	---	0.276	---	0.300	0.375
3"	80	3.500	---	0.083	---	0.120	---	---	---	0.216	---	---	0.330	---	0.350	0.438
4"	100	4.500	---	0.083	---	0.120	---	---	---	0.237	0.281	---	0.377	---	0.437	0.531
5"	125	5.563	---	0.109	---	0.134	---	---	---	0.258	---	---	0.375	---	0.500	0.625
6"	150	6.625	---	0.109	---	0.134	---	---	---	0.280	---	---	0.432	---	0.562	0.719
8"	200	8.625	---	0.109	---	0.148	0.250	0.277	---	0.322	0.406	---	0.500	0.593	0.718	0.906
10"	250	10.750	0.134	0.134	0.165	0.165	0.250	0.307	0.365	0.365	0.500	0.500	0.593	0.718	0.843	---
12"	300	12.750	0.156	0.165	0.180	0.180	0.250	0.330	0.375	0.406	0.500	0.500	0.687	0.843	1.000	---

Valve Selection Guide

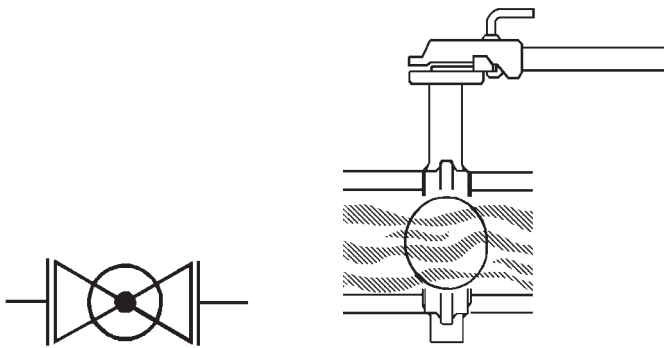
Ball Valve



- can be used for on and off service or throttling
- when positive shut-off is necessary
- where a low valve profile is necessary
- only 90° rotation from open to fully closed (quick opening)
- Handle position is a quick indication of whether valve is open or closed.
- full port ball valves do not resist flow

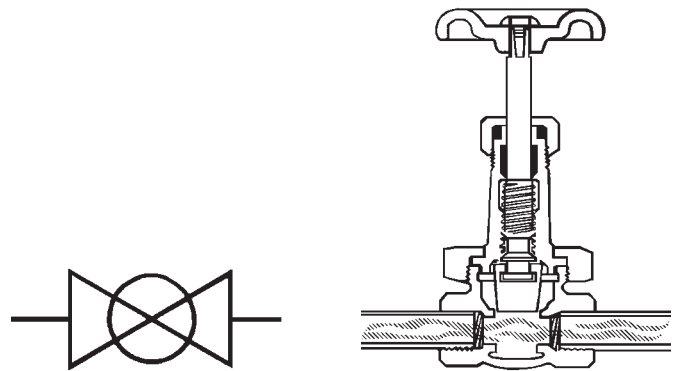
Safety &
Technical

Butterfly Valve



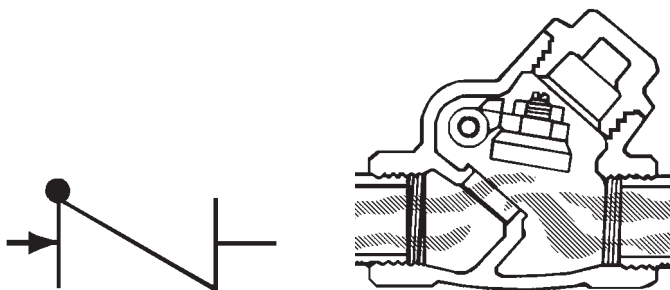
- where positive shut-off is necessary
- primarily for fully open or fully closed applications
- may be used for throttling
- only 90° rotation from open to fully closed
- lightweight
- easy to install
- less costly than an iron body gate valve

Gate Valve



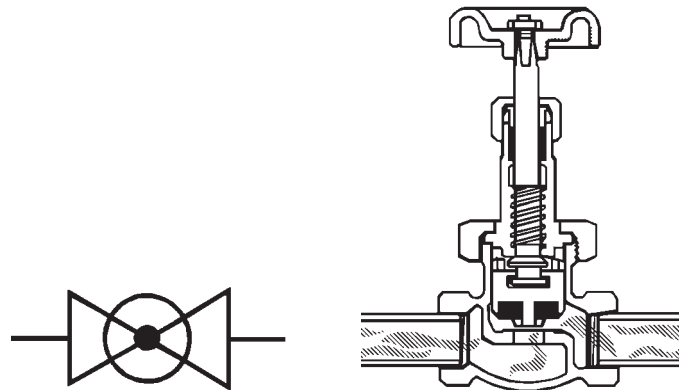
- for fully open or fully closed service - not for throttling
- for minimum line pressure drop
- for minimum fluid entrapment in the line
- for relatively infrequent operation

Check Valve



- To control the direction of flow and for quick, automatic reactions to flow change. Swing check valves are used when a minimum resistance to flow is required.
- Swing check valves are recommended for use in conjunction with gate valves. They should not be used in a rapid recycling system such as reciprocating pumps or air compressor service where they could cause chatter and damaging vibration.

Globe Valve



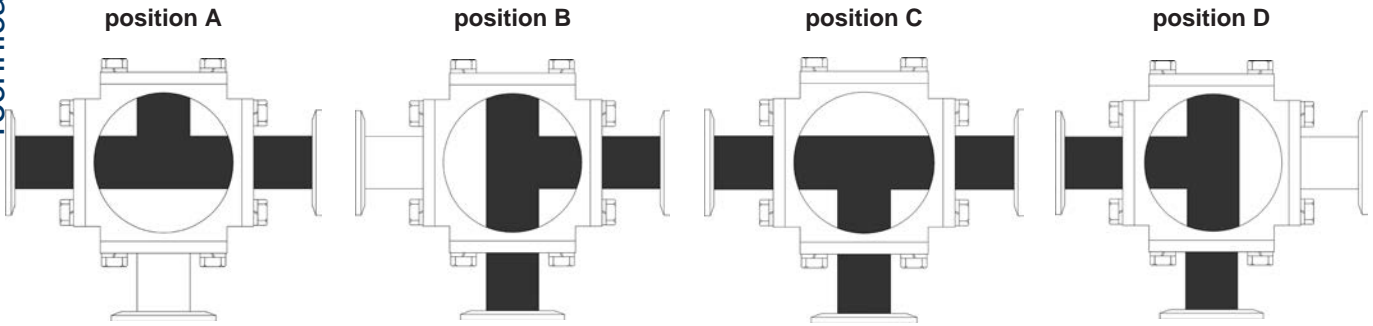
- for regulation (throttling) of flow
- for frequent operation; short stem travel reduces operator's time
- where some line resistance is acceptable

3-Way Ball Valve Flow Options

'T' Pattern, Side Entry

Top view

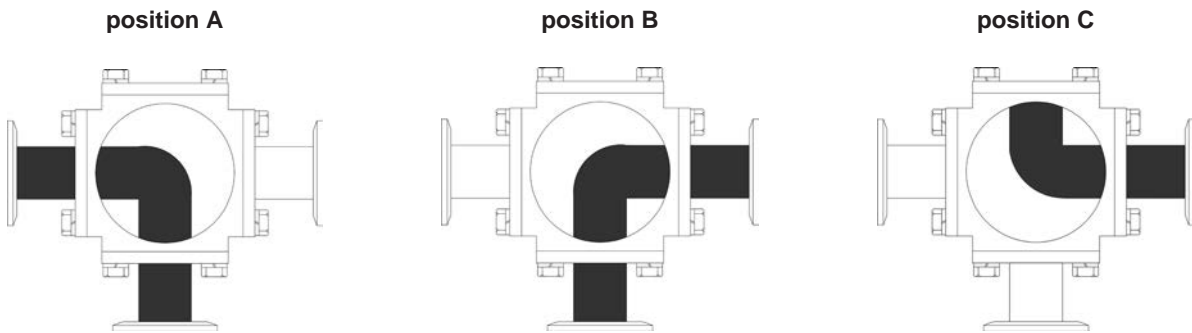
Safety & Technical



Number	Rotation	Flow Plan Options
1	90°	A, B
2	90°	B, C
3	90°	C, D
4	90°	A, D
5	180°	A, B, C
6	180°	B, C, D
7	180°	A, C, D
8	180°	A, B, D

'L' Pattern, Side Entry

Top view



Number	Rotation	Flow Plan Options
1	90°	A, B
2	180°	A, B, C

Page #	Air (cont.)	Page #
A		B
Abrasion resistant inserts 127, 130, 168	Check valves 555, 556	Back flow preventer 241
Adapters	Couplings 282, 285, 288, 290-296	Ball
Aviation 16	Gauges, process 433	Cone check valves 554
Ball seat 659	Hose, polyurethane 887	Mini
Bayonet style dry disconnect 9	Hose reel, manual 878	Valves 533
Boss™ 69	Hose reel, retractable 877, 878	Swivel connector
Boss™ LPS	Hose, self-storing 886, 887	with Air Chief plugs 298
Flanged 81, 82	Hose, spring driven 877	Swivels 443
Flanged, 45° elbow 81	Receiver manifold, ASME 361	Valves
Flanged, short 81	with King™ Safety Whipsock 360	3-piece
Flanged, straight 81	with Watts filter 362	FNPT 537
Flanged to male NPT, 125# 82	Tool lubricant 363	Socket weld 537
Flanged to weld, 150# 82	Air Chief	3-way
Cam and groove 7, 32, 40, 108,	ARO 305, 306	L flow 534
..... 124-125, 127, 138-141,	Automotive 303, 304	T flow 534
..... 146, 148-152, 156-158, 170	Ball swivel connectors	150# flanged 541
..... 174, 176-177, 179-180, 182	with Air Chief plugs 298	Bronze 528-530
Drum thread 558	Blow guns 367	with NPT tap for drain 530
Dry disconnect 7, 8, 12	Industrial 297-300	Band clamp
Mann tek 12, 14, 16	Lincoln 306	Band and buckle 266
Dry gas 14	Quick disconnect 297, 298, 300	Set screw 266
Fill pipe 45	Stainless steel 297, 298, 300	Tools 268
GHT 235, 236, 237	Air King™ 362	F series 263
Gravity drop 29	Clamps 283	K series 264
Hydraulic	Compressor Y 363	Smooth ID 265
BSPB (British thread) 519	Ferrules 280, 282	Tools 267
Code 61 / Code 62 520, 521, 522	Global 281, 282	Tote 266
Flat face 502, 503	Lanyards 284	Barbed push-on fittings 303, 304
JIC 505-512	Safety clip 284	Bayonet style dry disconnects 9
NPTF 502, 504, 505, 507-510,	Safety pin 284	Bell reducers 650, 651, 693
..... 514-518	Washers 284	Bent stem swivels 325
ORB 502, 504, 505, 506	with ferrules 280	Blow guns
Inserts 127, 168	with gauge port 283	Air Chief 367
LIQUIfit™ 723	Air line	Extended nozzle 368
LP gas 700, 701	Shut-off valves 399, 555, 556	Extensions 369, 370
Oxy-acetylene 910	Swivels 443	High volume 370, 371
Pump 655	Air tool lubricants 363	Non-safety 368, 369
Reducing 693	ANSI split flange adapter 693	Pistol grip 368
Side seal 43	Anti-freeze lubricant 363	Premium 367
Steam service 13	API	Safety 367, 370
Tank car 57	Certified couplings 96	Safety air booster 367
Tank transport 40	Coupler 28	Tips 368,
Tank truck 34, 35, 42	Dust cap 29	Typhoon 371
Male adapter 41	Rack cords 31	Bolted fittings 674
Tuff-Lite™ 246, 669	Valves 28	Gaskets 674
Vapor recovery 32, 45	ARO-speed quick disconnects 305, 306	Boss-Lock™
Weld end metal hose fittings 513	ASME air receiver manifold 360-362	Cam and groove 107, 131-133, 136,
with grounding tab 30	Automatic	137, 143, 144, 150, 159-161, 167-169
Adjustable hose bumper stops 878	Drain 396	EZ Boss-Lock™ 107, 129, 133, 137,
Aero-seal® 260, 261	Safety couplers 302 144
Agricultural	Automotive quick disconnects 303, 304,	Boss™
Bauer quick connects 253-257 312, 313	Adapters 69
Air	Aviation, dry couplings 15, 16	Clamps 74, 75
Blow guns 367-371	Axe 907	
	Axial restraint pipe couplings 682	

	Page #		Page #		Page #
<i>Boss™ (cont.)</i>		<i>Brass (cont.)</i>		<i>Cam and Groove (cont.)</i>	
Double spuds	68, 76	Hex plugs	668	ANSI	178
Female spuds	67, 76	Jack chains with S-hooks	168	Boss-Lock™ ...129, 131, 132, 136, 143,	
Fittings with ferrules	68	Lead free fittings	149, 150, 159, 160,	
Ground joint air hammer couplings ...76		Adapters - NPT	651, 655161, 168, 169	
Ground joint seal couplings	109	Female hex couplings - NPT	653	Boss™ LPS	124
Hose menders	73	Male hose x male hose x female pipe		Caps	
Knurled nut	67	235		Lockable	143
Male spuds	68, 76	Pipe cap - NPT	667	Clips and lanyards	284
Male stems	72, 73	Pipe nipples	657	Couplers	6, 32, 33, 35, 107, 108,
Spud x hose shank	73	Reducer bushings - NPT	655 124, 125, 128, 129, 130-137,	
Stems		Reducer couplers - NPT	651 147, 150, 156, 159, 160,	
Ground joint	66	Long shank fittings	198 171-173, 176, 177-184	
Ground joint air hammer	76	LP gas hose couplings & adapters ..700		150# flange	156
Washer seal	70	Male swivel inserts	207	Coupler x 150# flange	156
Washers	71	Nickel plated push-in fittings		Coupler x adapter wye	160
Wing nut caps	69 344-348, 350		Coupler x tube with 45° cut	159
Wing nuts	67, 76	Nylon/nickel-plated push-in fittings		Coupler x adapter	148
Boss™ LPS	 346-349		with Port	148, 149
Adapters	81, 82	Push-in fittings	338-341	Crimped fittings	108, 110, 111-114
45° elbow	81	Push-on fittings	219, -226	Crimp sleeves	110, 111
Short	81	Reusable fittings	227-229	Disk strainers	167
Straight	81	Sash chains with pull rings	167	Dry disconnect	6, 7
Caps	80	Short shank fittings	194, 195	Dust caps	125, 142-144, 175, 183
Complete assembly	77	Swivels	207, 209, 212, 213,	Locking handles for Dixon® cam &	
Female fittings	77 219, 221-225, 228,		groove dust caps	161
Ferrules	78 230, 231, 237, 243		Dust plugs	124, 125, 145, 175, 183
Hammer union caps and plugs	80	Tees	327, 330, 331, 335, 340, 341,	Elbows	
Hammer union elbows	82 345, 348, 355, 356, 664, 666		45° adapter x coupler	153
Male fittings	78	Threaded bell reducers	650, 651	45° coupler x coupler	153
One-piece flange adapters	81, 82	Threaded unions	653	90° adapter x coupler	153
One-piece hammer union nuts	79	Water regulators	374, 411	90° coupler x coupler	153
O-rings	78	Break-away coupling		90° type A adapter x female NPT	
Plugs	80	Industrial	18 153	
Suction service fittings	78	Marine	17	90° type B coupler x male NPT .154	
Two-piece hammer union nuts	79	Breather vents	444	90° type D coupler x female NPT	
Vent-lock™ cam and groove	124	Bulkhead fittings	673 154	
Brass		Bull plugs	676	90° type E adapter x hose shank	
Ball valves	531, 532	Butterfly valves	38 155	
Barbed hose fittings	207-213,	C		90° type F adapter x male NPT .155	
..... 219-225, 244, 303, 304		Cable junction box	64	EZ Boss-Lock™	124-126, 129,
Boss™		Cables	 132-134, 137, 144,	
Clamps	74, 75	King™	358, 360 147, 149, 156, 157, 162	
Male stems	72	Spillguard™ armored	63	Flanged	156, 177
Combination nipples	186, 187	Cam and groove		ANSI	178
Connectors	326, 328, 331, 332, 338,	150# flange	156	Flanged couplers and adapters	
..... 344, 346, 354-356		Abrasion resistant inserts 127, 130, 168	 34, 35, 55	
Crimper tools	216, 217, 218	Actuator style	8	Gaskets	36, 58, 163, 164-167
Dies	215, 217, 218	Adapters	32, 34, 35, 42, 43, 57, 108,	Global	108, 170-178
Dual lock	294, 295, 296 109, 124, 125, 127, 138,		Handles	
Elbows	326, 329, 333, 334, 339, 340, 139, 141, 146, 150, 156, 170,		Boss-Lock™	161
..... 345, 347, 349, 354, 356	 174, 176, 177, 179, 180		Dixon®	161
Ferrules	214, 229	150# ANSI flange	156	EZ Boss-Lock™ handles	162
Garden hose fittings .230-233, 235-238		Adapter x 150# flange	156	Global	178
Gauges	433, 439	Adapter x female NPSM	160	Paddle	162

	Page #		Page #		Page #
<i>Couplings (cont.)</i>		<i>Couplings (cont.)</i>		<i>Dust caps (cont.)</i>	
A-series	322, 323	U-series	319	API	29
Bauer style	253-257	Washer seal	70	Aviation	16
Bayonet style dry disconnect	9	Crimp		Cam and groove	125, 142-144, 175
Boss™	66-76	Brass ferrules	214	CVV-series	493
BR-series	321	Collars	893	Dry gas	14
Cam and groove	6-8, 32, 33, 35,	<i>Crimped fittings</i>		Dry quick disconnect	12
.....	107, 108, 124, 125, 128,	Cam and groove	108, 110-113	Gravity drop adapters	30
.....	129, 130, 131, 132, 133,	Sanitary	103-105	HT-series	471
.....	135, 136, 137, 147, 148,	DIN external crimp stem	105	K-series	456
.....	171, 172, 173, 176, 178	True ID	892, 893	PD-series	478
CJ-series	316	Crimping tools	215-218	ST-series	477
DF-series	307-311	Cross		Threaded	9
Dix-Lock™ quick acting	290-293	Sched. 80 polypropylene	671	VEP-series	480
Dry quick disconnects	6-18	<i>Crows foot type fittings</i>	279-284	V-series	465
D-series	308, 309, 311	D		W-series	484
Dual Lock quick-acting	294-296	Desiccant dryer, FRL	382	WS-series	488
Equipment	84, 98	Diameter tape	905	Dust plugs	9, 44
F-series	308-311	Differential pressure indicator	398	AG-series	458
Global Air King™ quick-acting	280, 282	Digital gauges	440	Aviation	15
Global Air King™ universal	281, 282	Disk strainers	167	Cam and groove	145, 175
Ground joint	66, 76	Display, FRL	401, 402	CVV-series	493
Ground joint air hammer	76	Dix-Lock™		Dry gas	14
Hex	653	Cap	292	Dry quick disconnect	11
High density polyethylene	698	Quick acting couplings	290-293	HT-series	471
Holedall™	84-105	D.O.T.		K-series	456
API certified	96	Air brake fittings	326-337	ST-series	477
Dubl-Grip® re-attachable	99	Air brake tubing	883	V-series	465
Scovill style	94	Push-in fittings	326-331	W-series	484
Inserts	168	Double		WS-series	488
J-series	312, 313	Bolt clamps	275, 523	E	
Lightweight flexible	688	Drain, external	550	Elbows	
Lite®	689	Drip leg auto drain	418	Agri-Lock style	251
Long shank	196, 198, 199	Drum	558	Air brake	333, 334
LP gas	700-702	Faucets	557	Bauer style	255
L-series	318	Gate valves	558	Cam and groove	153-155, 184
Machines	84	Plug wrenches	557	Coaxial	42
Merchant	652	Thread adapter	558	Compression	709, 710
M-series	314, 315	Dry		Drop	29, 41-43
NK-series	320	Aviation	15, 16	Flare	714, 715
N-series	290-293	Gas	14	Hammer union	82
Pump hose	98	Gauges	431-434	Hose barb	210-212, 220, 224, 244
Quick release	686	Quick disconnects	9, 12	Hydraulic	502, 503, 505, 506, 508-
Reducer	651	<i>Dry disconnect</i>		510, 512, 513, 515, 516, 519
Rigid	690	Adapters	7-9, 12, 14, 16	Instrumentation	704, 705
Safety break-away	17, 18	Bayonet style	9	LIQUIfit™	721-724
Sand blast	285	Couplers	6, 9, 13-15	Nylon	244, 247
Sanitary (IX) style	100	Mann tek	10-16	Polypropylene	247
SHD-series	317, 318	Dryers		Push-in	326, 329, 330, 339, 340,
Short shank	194, 195, 197, 243, 246	Desiccant air	382	343, 345, 347, 349, 350,
Spray hose	200, 234	Dual Lock™		354, 356
Standard	687	Locking key	296	Sharkbite®	720
Steam service	13	Quick-acting couplings	294-296	Splicer	211
Straub	682, 683	Dust caps	44	Street	661, 662
Surelock™ quick acting	288, 289	AG-series	458	Threaded	
Threaded both ends	652				

	Page #		Page #		Page #
<i>Elbows (cont.)</i>		<i>Ferrules (cont.)</i>		<i>Fire fittings, hose & acc. (cont.)</i>	
45°	663	Heavy duty	117	Cam and groove	781
90°	660, 662, 671	Short frac	78, 116	Swivel	763
reducing	661	Notched	139, 140, 190, 191	Rocker lug 762-766, 768, 773, 768,	773, 774, 776, 777, 779
side outlet	665	Oxy-acetylene	910	Storz	790
Threaded, 90°	661	Petroleum	97	Style N35	766
Tuff-Lite	244, 247	Sanitary (IX) style	102	Style N36	779
Engineered fluid transfer		Scovill style	95	Style N37	773, 774
ADS	60, 61, 62, 63, 64	Fill pipe		Style N53	765
Outalarms	60	Adapter caps	47	Style N54	777
3 pin cable junction box	64	Adapters	45	Swivel	763
Caps	64	Filter/regulators		Single male outlet	771
Gauge rods	63	Accessories	418-423, 429, 430	Storz	
Open dome adapter	64	Carded	402	FSA	789
Outage gauge	63	Mini's	374, 375	Hydrant	793
with capacitance probe	60	Series 1	411, 412	MSA	791
Spillguard™ monitors	61	Watts	425, 426	Rigid female	789
Armored cables	63	Wilkerson	374, 375, 387, 388	SFSA	790
Probes	62	Filters		SSA	793
Equipment		Accessories	397-401, 418, 419, 430	SSA30	793
Clamp tools	268, 270	Airline	377, 378, 404-406	Suction	
Coupling inserter	900	Carded	402	Female, rocker lug	762
Crimpers	216-218	Disposable in-line nipple	365	Male, rocker lug	776
Cutters	888	Hydraulic		Swivels	
for push-on fittings	226	In-line	524	Female to male, long handle ..	777
Hand hydrotest pump	901	In-line, air/oil	364	Female to male, pin lug	775
Hydrostatic test pump	901	Lubricator	365	Female to male, rocker lug ..	775, 777
Test pumps	901	Mini in-line	365, 366	Male, pin lug	775
Exhaust muffler		Oil removal	406	Axe	816
Wilkerson	395	Series 1	402-407, 411, 412	Back flow preventer	835
External crimp ferrules	112, 113	Watts	424-426	British instantaneous fittings ...	814, 815
External drain cocks	550	B11	425, 426	Cam and groove x NST	782
Externally swaged fittings	86-91	F602	424	Type A	782
External swage ferrules	90, 91	Wilkerson ..	373-375, 377-381, 387, 388	Type B	782
EZ Boss-Lock™	107, 124-126, 129,	Finger type clamps	74, 75	Type D	782
.....	132-134, 137, 144,	Fire fittings, hose & accessories		Type F	782
.....	147, 156, 162	Adapters	182	Caps	
EZLink™ armless		Double male		Breakable	786
Bottle opener	906	Pin lug	781	Aluminum	786
F		Rocker lug	781	Polycarbonate	786
Faucets 557		Rocker lug, style N36	779	Hydrant	785
Compression bibb	557	Hazmat		Pin lug	783
Ferrule crimping tools	215-218	Pin lug	769	Rocker lug	783, 784
Ferrules		Hex		Test	783, 784
Air King™	280	Double female	762	With cable	784
API certified	97	Double male	780	Specialty	786
Brass	214, 229	Hydrant		Cap test gauges	787
Dies	215, 217, 218	Cam & groove	781	Domestic, pin lug	786
Crimped, sanitary	105	Pin lug	767, 769	Hydrant	786
Externally swaged ...	139, 140, 190, 191	Rocker lug	770	Plugs with cable, rocker lug ...	787
External swage	90, 91	Long handle		Storz	794
Global Air King™	282	Style N37	766	Test	783, 784
Instrumentation	706	Style N54L	777	Universal hose	785
Internally expanded	93	Style N56	769	With cable	784
King Crimp™	112, 113	Open snoot	763		
		Pin lug			

<i>Fire fittings, hose & acc. (cont.)</i>	Page #	<i>Fire fittings, hose & acc. (cont.)</i>	Page #	<i>Fire fittings, hose & acc. (cont.)</i>	Page #
Long handle	784	Forestry mop up	733	Plain hose	750, 751
With chain	785	Forestry mop up, hose kit	733	Rack	749
Pressurizable cap	785	Non weeping	733	Global	749
Connections		Nitrile covered		Shut-off	
International shore	815	500#	732	Ball	750, 757
Residential sprinkler	812	Heavy duty	734	Ball, forestry grade	759
Roof	801-803	Non-collapsible		Ball, pistol grips	759, 760
Siamese		Chemical booster	735	Ball, tips	759
Double clapper	805	Fire and utility	735	Ball, with nozzle	760
Single clapper	804	Single jacket mine, MSHA approved		Dual gallonage	758
Trippler clapper	806	731	Single gallonage	758
Single hydrant	812	Hydrant		Street cleaning	751
Single inlet	812	Adapters	182	Tips	750
Sleeve for sidewalk	803	Hydrant body	808	Twist	750
Couplings		Identification plates		U.S. Coast Guard Approved AFFF ..	752
Booster, hose type	739	Round	813	752
Expansion ring	736, 737, 739	Manifolds	800	Washdown	
Forestry, forged	739	Monitor		Street cleaning	751
Gaskets		Fire Pro™	753	Water fog	752
Forestry	739	Nozzle	753	Play pipes	751
Elbows		Omega™	753	Tips	751
Angle and suction	799	Nipples		Plugs	
Continuous swivel	799	Hex, double male	778	Adjust-A-Plug	787
Storz		Hex, female to male	770-772	FDC	787
30° elbow	793	Nozzles		Pin lug	788
Long handle, SFSA30	792	Adjust-A-Power	761	Domestic	788
Rocker lug, SFSA30	792	Break apart attack	757	Rocker lug	788
Expansion ring & gasket guide	738	Constant flow	761	Pressure restricting device	833
Fire jacket		Displays	761	Pump test headers	800
For hose	747	Fog	749	Racks	
Tape	747	Constant flow	755, 756	Hose	744
Non adhesive	747	Econo	756	Hump	744
Flange		Electrical fire	748, 754	Covers	744
Storz		Flow rate chart	749	Pin	
NCS-CSF	792	FM approved	754	Covers	745
Forestry		Forestry	759	Hose assembly	745
Expansion ring couplings	739	Forestry, global	758	Nipples	745
Hose clamp and spanner	797	Gaskets	754, 755	Semi-automatic	745
Nozzles	758, 759	Industrial	748	Wall bracket	745
Valves	826	Industrial, heavy duty	748	Reels	741
Wrench	797	Industrial, high pressure	748	Continuous flow	743
Hose		Refinery, blue	755	Accessories	743
300# single jacket	728	TriFlow	756	Covers	743
500# rack		U.S. Coast Guard approved	752	Global continuous flow	742
Non UL labeled	732	Forestry		Cover	742
UL labeled	731	Twin tip, straight stream	760	Replacement inlet swivel joint	742
500# single jacket	729, 730	Gallonage		Style V swing type	740
Color impregnated	730	Adjustable Tri-Flo	758	Covers	740
UL labeled	729	Dual	758	Swing type	741
800# double jacket	730	Single	758	Covers	741
Color impregnated	730	Garden hose	756	Heavy duty, high capacity	741
Cabinet	746	Master stream	753	Pipe brackets	741
Double jacket, potable water	731	Monitor	753	Siamese assemblies	
Forestry		Penetrator	760	Double clapper concealed type	811
		Pistol grip adapters	757	Two way sidewalk	811

<i>Fire fittings, hose & acc. (cont.)</i>	Page #	<i>Fire fittings, hose & acc. (cont.)</i>	Page #	<i>Flanges (cont.)</i>	Page #
Siamese body	807	Wall hydrants		ANSI flat face	685
Snoots		Exposed 2-way	812	Floating	115, 189
Clapper type, pin lug	810	Wall plates		Gaskets	36, 685
Spring check type, pin lug	809	For concealed 3-way bodies	810	Hydraulic	
Sprinkler line tester	816	For double clapper	810	Pipe socket weld	521
Storz	794, 795, 798	Washers		Lap joint	684
Accessories	794	Swivel	737	NPT 684	
Adapters	790, 793	Tail	737	Slip-on	34, 684
Caps	794	Wharf hydrants	826	Weld neck	685
Elbows	792, 793	Wrenches		Flare fittings	713-715
Flanges	792	Adjustable		37°	506-512, 518, 519
Gaskets	794	Double head	796	Connectors	713
Hydrant wrench	795	Hydrant	795, 796	Elbows	714, 715
Locking device	794	Pigtail	796	Nuts	715
Mounting plates (bracket)	794	Hydrant	797	Tees	715
Rigid female	789	5 hole	796	Unions	714
Rigid male	791	Adjustable	795, 796	Flareless bite fittings	716
Valves	837, 838	Double head adjustable	796	Adapters	716, 717
Wrenches	798	Pigtail adjustable	796	Elbows	717, 718
Suction		Storz	795	Ferrules	718
Elbows	799	Spanner	795, 797, 798	JIC	716
Short shank, long handle	799	Folding pocket	795	Nuts	718
Swivels	827	Forestry	797	Tees	718
Adapter		Grip-All	796	Unions	717
Female to male, pin lug	775	Hole type	795	Flat face fittings	502, 503
Double female	764	Long handle suction	797	Flomax connectors	
Pin lug	764	Storz, pin lug	798	¾" series	26
Rocker lug	764	Universal	795	Diesel fueling system	19, 20
Elbows	799	Storz	795, 798	Fuel vent	19-21
Replacement and accessories	788	Universal	795	Gravity fill receiver	21
Storz		Fire hose		High flow 1" series	26
Style N35, rocker lug	766	Axe	907	R series	24, 25, 27
Style N53, rocker lug	765	Gaskets	852	Service box	21
Style N57, long handle	766	Nozzles	850-853	Standard	22, 23, 27
Valves		Spanner wrenches	196	Flow Control	
Angle	830, 834	Flame retardant hose protection	894	Series F valves	546
500#	818	Flanged		Series MV metering valves	546
Cast	817, 819	Adapters	81, 82, 693	Series N valves	547
Forged	820	45° elbow	81	Flow control valves	
Ball	828	Short	81	Legris	351, 352
Butterfly	838	Straight	81	Foot valves	204
Chicago pattern	835	Cam and groove	156, 177	Frac fittings	
Drain	836	ANSI	178	Caps	80
Drip, ball	829	Combination nipple	115, 115	Complete assembly	77
Gate		Dry aviation	16	Female	77
Hydrant	824	Dry disconnect	7	Ferrules	78
Hydrant, global	824	Dry quick disconnect	11, 12	Flange adapters	
Hydrant, single	823, 824	External swage fixed	88	45° elbow	81
Large diameter	825	Quick-connect, fittings	249-257	Short	81
Wedge disc	821, 822	Safety break-away	17, 18	Straight	81
Globe	829, 831	Swivels	48-54	Male	78
Pressure reducing	832, 833	Tank truck	34, 35, 36, 37	O-rings	78
Relief	837	Tee	34	Plugs	80
Sprinkler hose	836	Weld adapters	82	Union nuts	
Wye	826-828	Flanges	693	One-piece	79

	Page #		Page #		Page #
FRL's		Gas		Grooved fittings (cont.)	
Series 1	402	Dry couplings	14	Gaskets	691
FRL's (Filters, Regulators, Lubricators)		Regulators	410	End caps	695
Accessories	397-401, 418, 423, 429, 430	Gaskets	673, 693	Gaskets	696
Carded	402, 403	Agri-Lock style	252	Lightweight	688
Combination units	376, 391-394, 404, 417, 428	Bauer style	257	Mechanical tees	692
Displays	401, 402	Cam and groove	163-167	Quick release	686
Filter/Regulator	374, 375, 425	Foot valve	204	Rigid	690
Filters	362, 364-366, 379, 381, 402-407, 424, 425	Holedall™	98	Series 45	694
Lubricators	364, 365, 402, 404, 413-416, 427	Railroad tank car	58	Series 90	694
Regulators	366, 402, 403, 408, 409, 410, 411, 412, 425, 426	Sand blast	285	Series AN	695
Series 1	366, 402-423	Shank couplings	201	Series BE	695
Watts	424-430	Tank truck		Series EC	695
Lubricators	427	Transport	39	Series FA	693
Wilkerson	373-401	TTMA	36	Series RA	693
Fuel nozzles	19, 20	Gauges 903		Series SF	693
Fuel receivers	19, 20	Compound	436	Series T	692, 694
G		Contractor pressure	435	Standard	687
Garden hose		Digital	440	Grooved nipples	695
Adapters	235-237	Dry		Grooved stem style ext. crimp ferrule	112-113
Back flow preventer	241	ABS standard	431	Grooved valves	695
Compression bibb faucets	239	Brass standard	433	Groove lube	697
Country Club® RT	881	Flutter Guard™	434	Ground joint	
Coupler	239, 240	Stainless steel	432	Fittings	76, 109
Flexogen®	879	Line test	903	H	
Flexzilla®	880	Liquid filled		Hammer unions	677-679
Gooseneck	241	ABS case	437	Caps	80
Hex nut with knurl	238	Brass	439	One-piece nut	79
Hot water rubber reinforced	880	Stainless steel	437, 438	Plugs	80
Lok-on hose fittings	222	Panel builder	435	Two-piece nut	79
Caps	226	PITOT	903	Handles, cam and groove	126, 161, 162, 171, 175, 178
Manifold	241	Process	433	Hex bushings	654
Marine, camper, patio & pool	881	Sprinkler system	903	Hex manifolds	363
Menders	232, 235, 248	Steam siphons	440	Hex nipples	193
Perfect water	880	Three way	903	Holedall™	
Plugs	239	Tire inflator chuck	372	Couplings	89, 91, 94, 96
Premium rubber	879	Tire pressure		DIN external crimp stem	105
Quick connectors	239	Dual foot	372	Dubl-Grip® re-attachable	99
Radiator bibb	241	Heavy duty	372	Expander machine	98
Round nut with knurl	238	Passenger car	372	Female end	89
Rubber vinyl	879	Professional	372	Ferrules	90, 91, 93, 95, 97, 102, 105
Shank fittings	230-233	Vacuum	436	Flanged assemblies	88
Spray hose fittings	234	Welding	439	Nipples	87, 88
Top level PVC	880	Wilkerson regulator	398	Permanent pump	98
Tuff-Lite™	246, 247	Gravity drop adapters	29	Sanitary crimp style	103, 104
Valves	240, 241	Dust caps	30	Sanitary (IX) style	100, 102
Washers	238	Grease whip	908, 909	Stems	
Zinc fittings	235	Hose assemblies	908	External swage	87-89
		Hose fittings	908	Internal expansion	92, 93
		Zerk	909	Swaging machines	84
		Retail packaged	909	Washers	98
		Grip-L couplings	682	Hookie - hook hose lifter	679
		Grooved fittings	691, 694	Horizontal swing check valves	556
		Accessories	697		
		Clamps	691		

	Page #		Page #		Page #
Hose		Hydraulic		Inserts	
Air	886, 887	Adapters	522	Abrasion resistant	168
Air, self-storing	886, 887	AG-series	457, 458	Instrumentation fittings	703-706
Coil-chief	886	BSPP fittings	519	Interlocking clamps	74, 75, 283
Assembly kits	886	Clamps	524	Intermodal	40
Bulk hose	886	CM-series	498-501	Internally expansion fittings	92-97, 100-102
Braided rubber	876	Code 61 / 62 flanges	520-522		
Bumper stops	878	CVV-series	492, 493	J	
Contractors	879	EA-series	497	JIC fittings	223, 224
Crimper	217, 218	Elbows	505	K	
Cutters	888	E-series	494-497	King™	
Diameter tape	905	Filter	524	Cables	358, 360
Fittings, barbed	207-210, 212, 213, 219-225, 243, 244, 247, 291, 292, 295, 298-301, 303-306, 308, 310-315, 318-323, 325	Flat face fittings	502, 503	Straps	359
Flexogen®	879	H-BOP-series	453	Cam and groove	108
Flexzilla®	880	H-series	446-452	Adapters	109
Garden	879-881	HS-series	454	Couplers	107, 108
Hot water reinforced	880	HTE-series	473	Combination nipples	114, 115, 186, 116, 117
Hot water washdown	876	HT-series	468-472	Global	188
Knife	905	HTZ-series	474	Jump size	188
Mallet	905	JIC fittings	504, 507-513, 518, 519, 522	Sleeves	192
Menders	73, 205, 206, 232, 245, 248	K-series	455, 456	Crimp style	
Mill	870-873	Metric fittings	518	150# ASA fixed (welded) flange	115
Synthetic double jacket	873	NPTF fittings	514-519	Adapters	109
Synthetic single jacket	870-872	PD-series	478	Combination nipples	114
Nitrile	874-876	Return line	523	Combination nipples and sleeves	116
Nominal smooth bore	889	ST-series	475-479		
Pressure washer	876	TR-series	468	Ferrules	112, 113
Protection		T-series	490, 491	Global cam and groove	108
Sleeves, sleeving	895	Valves		Nipples for floating flanges	115
Spiral	894	High pressure ball	540	Sanitary	103
Spring guard	896	VEP-BOP series	482	Short frac ferrules	78, 116
Racks	900	VEP-series	479-481	Sleeves	110, 111
Reels	877, 878	V-series	459-467	TTMA flange x King Crimp™	115
Adjustable bumper stops	878	Weld end metal hose fittings	513	Ferrules	112, 113
Room equipment	905	WS-BOP series	489	Frac	78
Spiral		W-series	472, 483, 484, 485	Heavy duty	117
Flame retardant	894	WS-series	486, 487, 488	Flanged	115, 115
Standard	894			Floating flange	115
Spray couplings	200, 234	I		Frac 81, 82	
Spud	73	Industrial		Hose menders	206
Swivels	283, 325, 443, 844, 845	Internally expanded fittings	93	PF shank	191
Heavy duty	844	Quick connects	297-302	Plastic pipe	188
Hose shank	844	Safety break-away	18	Quick-acting	280, 282
Mann Tek	844	In-line		Shank couplings	194-196
Single plane	845	Check valves	353	Sleeves	110, 111
True ID, open pitch	892	Desiccant dryers	382	Short	116
True ID, smooth bore	892	Filter, air	364-366, 443	Steel hex nipples	193
Washdown	874-876, 879-881	Filter, mini	366	Steel round nipples	193
Hose assembly tool	226	Filters		Whipsocks	360
Hose lifter	679	Disposable	365	Shackles	360
		Flow control	351, 352		
		Lubricators	364, 365		
		Swivels	443		
		In-line sight glass	159		

	Page #		Page #		Page #
L		<i>Manifolds (cont.)</i>		Nozzles	
Lanyards	169, 284	Aluminum bar	362	Accessories	
Leak detector	899	GHT, 4-valve	241	Breakaways	845
Legris fittings	342-356	Hex, flat	363	Multi-plane hose swivels	845
Legris tubing	885	Modular	350	Single plane hose swivels	845
Lever external drains	550	Regulator	410	Adjust-A-Power	859
Lincoln interchange quick disconnects	306	Marine grade worm gear clamps	260	Automatic shutoff	849
Line strainers	699	Mechanical tees	692	Ball 841	
LIQUIfit™ fittings	721-724	Menders ...73, 205, 206, 221, 235, 245, 248		Big Mouth™ diesel	847
Adapters	723	Merchant couplings	652	Constant flow	859
Connectors	721, 722	Mini		Displays	859
Elbows	721-724	Ball valves	351	Farm and consumer	848
End stops	723	Carded	402	Flomax refueling	19, 20, 22-26
Plugs	723	Combination units	376	Fog	851
Reducers	724	Filter/regulators	374, 375, 403, 404	Electrical fire	851, 852
Stems	724	Filters	366, 373, 403, 404	Factory mutual approved	852
Tee	722	Lubricators	365, 375, 404	Flow rate chart	851
Tees	722-724	Regulators	366, 373, 374, 403, 410, 411	Gaskets	852
Unions	722	Monitor		Heavy duty industrial	850
Lockable caps	143	Spillguard™	61	High pressure industrial	850
Locking ball valves	529, 536	Muffler		Industrial	850
Locking kit, dry disconnect	6	Conical	444	Fuel	841-843, 846-849
Lok-on fittings	222	Exhaust	395	Cross reference	848
Caps	226	Speed control	444	Fuel Master™ diesel	846
Long shank couplings ...196, 198, 199, 233		Mulconroy	84	Gravity	842, 843
LP		N		High fow fueler	849
Boss™ male stems	73, 524	Needle	551	Holders	285
Gas couplings & adapters 700, 701, 702		Bleed	549	Hot water washdown, spray	854
Dust plugs	702	Block and bleed	549	Injector	864
Gaskets	701	Mini	548	Lite washdown, spray	854
Wrench	701	Multiport	548	Overwing aircraft	843
Lubricants		Nipples		Plain hose	853
Air tool	363	3500	324	Pressure	46, 842, 843
Anti-freeze	363	Close	657, 658, 670	Pressure washing	
Lubricators		Combination	186-189, 191	Anti-fatigue	
Accessories	421-423, 430	Jump size	188	Heavy duty	861
Carded	402	Filters	365	Lances and extensions	
EconOmist®		Hex	658	Dual spray lance	862
Compact	389	Reducer	658	Lance belt	863
Standard	389-391	Straight	658	Molded grip extensions	862
In-line	364, 365	Hex welding	680	Spray lance	862
Mini 375		King™	188, 189, 191, 193	Telescoping lance	863
Series 1	402, 404, 413-416	Notched turned back	189	Vented grip lance	862
Oil-fog	416	Octagon	680	Line strainer	864
Watts	427	Polypropylene	670	Line Strainer	864
Wilkerson	375, 388-391	Swage	675	Nozzle holders	867
M		Nitrile washdown hose	874-876	Nozzles	
Magnetic thermometers	442	Notched		Injector	864
Make-a-clamp kit	271	Cam and groove fittings	131, 132, 139, 140	Quick connect	865
Mallet, hose	905	Ferrules	190, 191	Quick connect, multi-pack	865
Manifolds		Stems, Holedall™	191	Quick connect, soap	865
3 in 1	362	Turned back nipples	190	Selection guidelines	866
Air receiver	360-362			Spray chart	866

Nozzles (cont.)	Page #	Oxy-acetylene (cont.)	Page #	Pneumatic (cont.)	Page #
Turbo	867	Connecting spuds	910	Air tanks & manifolds	360-363
Turbo, inlet filter	867	Ferrules	910	A-series	322, 323
Quick couplings		Hose couplings	910	Bent stem swivel	325
Fixed plugs	864	P		Blow guns	367-371
Swiveling	863	Panel builder gauges	435	BR-series	321
Spray guns		Parker Ez-Mate	301	CJ-series	316
Anti-fatigue	861	Petroleum fittings, API	96	DF-series	307-311
Kit with hose, nozzle & lance	861	Phonograph finish fittings	191	Dix-Lock™	290-293
Pressure	861	Pinch-on clamps		D.O.T. air brake	326-337
Pressure with extension	861	Double ear	269	D-series	308-311
Valves		Single ear	269	Dual-Lock™	294-296
Balance release	867	Stepless® ear	270	FRL's (Filters, Regulators, Lubricators) .	
Safety release	868	Pin lug		364-366, 373-430
Thermal relief	868	Couplings	40, 194, 195	F-series	308-311
Unloader	868	Pipe		Gauges	372, 398, 431-440
Water broom	867	Adapters	651, 655, 656, 659, 669	J-series	312, 313
Spray	855-857	Bushings	654, 655, 669	L-series	318
Sweeper	858	Caps	667, 672	M-series	314, 315
Tank truck	841-843, 846-849	Couplings	669, 682, 683, 68-690, 698	Mufflers & vents	444
Temperature indicating	856	Grip-L	682	NK-series	320
Twist	858	Hex	653	N-series	290-293
Washdown		Merchant	652	P-series	294-296
Adjust-A-Power	859	Open-Flex 1L	683	Push-In fittings	338-356
Constant flow	859	Threaded	652	Safety cables	358-360
Elevated temperature	857	Crosses	666, 671	Sand blast	285
Hot water	854	Elbows	660-663, 665, 671	SHD-series	317, 318
Industrial	853, 856	Nipples	656-658, 670, 675, 695	Steel 3500 nipples	324
Insulated	858	Plugs	668, 672, 676	Surelock™	288, 289
Lite	854	Sight flow indicators	59	Swivel fittings	443
Spray	855	Tees	664-666, 671	Thermometers	441, 442
Mini	855	Threaded bell reducers	650, 651	U-series	319
Sweeper	858	Unions	653	Valves	
Temperature indicating	856	Pipe and tube hangers	525, 526	Legris	351-353
Twist	858	Plugs	9, 11, 14, 15	Wilkerson lockout	396
Wand	855	Ball swivel	298	Polyethylene tubing	884
Water	858	Bull with tap	676	Polypropylene	
Water broom	867	Dust, cam and groove	125, 145, 175	Bolted fittings	674
Water	858	Hammer union	80	Cam and groove	180-184
Insulated	858	Hex	668	Pipe fittings	669,-672
Pistol-grip	858	Hex head	672	Polyurethane	
Power flow	858	Instrumentation	706	Air hose	887
Water, flexible	858	LIQUIfit™	723	Tubing	884, 885
NPT threaded fittings	674, 680	LP gas	702	Probes	60
Gaskets	674	Push-in fittings	349, 356	ADS Spillguard	62
Nylon fittings	669-672, 723	Quick-connect	297, 298, 303, 305, 306	Process gauges	433
Nylon tubing	884, 885	Square head	668, 672	PTFE	
O		with pull handle	44	Gaskets	39
Octagonal nipples	681	Plug wrenches	557	PTFE hose fittings	890, 891
Oil removal filter	406	Pneumatic		Insertion tool and dies	890, 891
Oil spill kits	904	Air Chief ARO	305, 306	Nominal fittings	890
Oil vapor removal filter	407	Air Chief automotive	303, 304	Nominal smooth bore	891
Open flex 1L couplings	683	Air Chief industrial	297-300	Pump adapters	655, 675
Oxy-acetylene		Air Chief Lincoln	306	Pumps	901
Adapters	910	Air King™	279-284	Hand hydrotest	901
				Hydrostatic	

	Page #		Page #		Page #
Pumps (cont.)		Quick Disconnects (cont.)		SAE fittings (cont.)	
Accessories	902	BR-series	321 504-506, 523, 540, 890	
Hydrostatic test	901	CJ-series	316	Safety	
Push-in fittings		DF-series	307-311	Blow gun	367, 368
Brass	338-341	J-series	312, 313	Break-away couplings	17, 18
D.O.T. air brake	326, 327	Legris	302	Cables	358, 360
Legris		L-series	318	Shackles	360
D.O.T.	328-331	M-series	314, 315	Check valves	552
Kit	350	NK-series	320	Clips and lanyards	168, 178, 284
Modular manifolds	350	N-series	290-293	Information	912-915
Nickel-plated brass	344, 345	Parker E-z-mate	301	Legris industrial coupler	302
Nylon	349	P-series	294-296	Locking pin	289
Nylon/nickel-plated brass		SHD-series	317, 318	Pop-off valves	553
.....	346-348, 350	U-series	319	Tape and tag	906
Stainless steel	342-344	Quick release couplings	686	Vented ball valves	530
Push-loc fittings	311, 313, 315	R		Vent-Lock™	124-126
Push-on fittings	219-226, 248,	Rack cords	31	Whipsocks	360
.....	298, 299, 303-306, 443	Racks		Shackles	360
PVC tubing	882, 883	Hose	900	Sand blast couplings	285
Q		Worm gear clamp	271	Sanitary	
Quick-acting couplings	280, 282, 288,	Radiator bibb	241	Adapters	
.....	290-296	Railcar unloading assemblies 35, 37, 55-58		Bevel seat	587
Quick-connect		Railroad tank car		Brewery hose	566
Agri-Lock style	249-252	Fittings	55, 56	Brewery hose barb	566
Quick disconnects		Gaskets	58	Clamp	565, 567, 568
Hydraulic		Reducers		Clamp fittings	565, 567, 568
AG-series	457, 458	Cam and groove	148-152	Female NPT	568
CM-series	498-501	Combination nipples	188	Hose	565, 566
CVV-series	492, 493	Hex bushings	654, 655	Pipe fittings	597
EA-series	497	Instrumentation	704	Polished	604
E-series	494-496	Tuff-Lite™	243	Unpolished	607
H-BOP-series	453	Reels		Bevel seat fittings	585-589
H-series	446-452	Hand crank	878	BioPharm fittings	621-626
HS-series	454	Reelcraft® hose	877, 878	Breakaway coupling	
HTE-series	473	Reelcraft® static discharge	44	Bevel seat	588
HT-series	469	Regulators		Breakaway coupling - clamp	573
HTZ-series	474	Accessories	398-401, 420, 430	Butterfly valves	
K-series	455, 456	Carded	402	Replacement seats	632
PD-series	478	Dial air	382	Caps	565
ST-series	475, 476, 477	Gas	410	BioPharm	626
TR-series	468, 470-472	High flow	385, 386	Clamp fittings	565
T-series	490, 491	High pressure	383, 384	End	587, 596, 613
VEP-BOP-series	482	Manifold	410	European fittings	581
VEP-series	479-481	Mini general purpose	366	I-line	592
V-series	459-467	Mini water	374, 410	Q-line	592
WS-BOP-series	489	Series 1	402, 403, 408-412	Thermometer	565
W-series	483-485	Water	411	Unpolished	607
WS-series	486-488	Watts	425, 426	Clamp accessories	562
Pneumatic		Wilkerson	373-375, 382-387	Clamp fittings	563-572
Air Chief		Replacement handles		Clamps	560-562, 590
ARO	305, 306	Cam and groove	178	Accessories	562
Automotive	303, 304	S		Nuts	562
Industrial	297-300	SAE fittings	225, 259, 262, 271, 502,	Bolted	561
Lincoln	306			Dairy	562
A-series	322, 323			Double pin	560
				Pipe fittings	595

<i>Sanitary (cont.)</i>	Page #	<i>Sanitary (cont.)</i>	Page #	<i>Sanitary (cont.)</i>	Page #
Single pin heavy duty	560	Return bends	572, 605, 610	3A sample	638
Single pin squeeze	560	Wyes	572, 605, 610	Accessories, actuated	648
T-bolt	561	Nuts	585	Limit switches	648
Three segment	561	Pipe fittings	595-599	Positioners	648
Toggle	561	Pipe hangers	598	Solenoids	648
Crimp style	104	Sleeves	598	Air blow check valves, repair kits	635
Crosses		Sleeves, pipe hanger	598	Ball	
Clamp	571	Polished fittings	600-605	Check	634
Polished fittings	605	Protection covers		Electrically actuated	639, 640, 641
Elbows	568, 569, 606	Clamp end	572	Electrically actuated, 2-piece	639
45° clamp	569	Weld end	606	Electrically actuated, 3-piece	639
90° clamp	568, 569	Q-line fittings	590, 592, 594	Electrically actuated, 3-way	641
BioPharm	621, 622	Reducers		Encapsulated	627
Plain bevel seat	588	BioPharm	624, 625	Flow options / patterns	647
Polished	600, 602	Concentric	571	Multi-port	647
Threaded bevel seat	588	Eccentric	571	Non-encapsulated	628
Unpolished	606, 607	Plain bevel seat	588	Pneumatically actuated	642-645
European fittings	581-584	Polished fittings, weld	604	Pneumatically actuated, 2-piece	642
DIN fittings	581	Threaded bevel seat	588	Pneumatically actuated, 3-piece	642
Caps	581	Unpolished	609	Butterfly	629-632
Gaskets	584	Sight glass	613, 614	Clamp end	629-632
Nuts	581	Compact	614	Repair kits	630, 631
Welding	581	Replacement glass	614	Wafer, pneumatically actuated	646
RJT BS: 4825 fittings	583	In-line	613	Spring check	633
Caps	583	Replacement glass	613	Tank vent	636, 637
Gaskets	584	Seal kit	613	Weld fittings	580-592, 595-597, 600-610, 621-626
Nuts	583	Sight glass end caps	613	Boss-Lock™ coupler	580
Welding	583	Spray balls		Cam and groove adapter	580
Wrenches	582, 583	Rotating	612	Wrenches	585
SMS fittings	582	Stationary	612	Single sided	585
Caps	582	Strainers	617, 618	Spanner	583
Gaskets	584	Filters	618	Two sided	585
Nuts	582	In-line	617	Sanitary crimp fittings	
Welding	582	Mesh over screens	618	Ferrule, 304 stainless	105
Ferrules	563, 564, 586, 592	Side-entry	617	Sanitary (IX) fittings	
BioPharm	626	Side-outlet reverse	617	Ferrule, flow chief	102
I-line	591	Stub ends, type A	609	Hex nuts	101
Pipe fittings	595, 596	Swivels		Plugs	100
Q-line	592	Straight swivel clamp	615	Stems	
Quick weld	573	Straight weld connection	615	Bevel seat	101
Recessless	586, 587	Tees		Clamp end	100
Reducing	564	BioPharm	622, 623	Male NPT	101
Roll-on	564	Clamp	570	Tube weld end	100
Weld	563, 564, 586, 587	Clamp reducing	570	Screw pitch gauge	905
Flanges	611, 620	Short outlet clamp	570	Sealant	899
Gaskets		Unpolished	608	Joint	899
Bevel seat	589	Weld	603	Thread	899
Clamp	574-579	Transition fittings	580	Security chains	167
I-line	593, 594	Cam and groove adapter	580	Self-storing air hose	886, 887
Pipe fitting	599	Cam and groove coupler	580	Series 1 FRL's	366, 402-423
Q-line	594	Tube hangers	619, 620		
Gauges, pressure	616	Nuts	620		
I-line fittings	591-594	Sleeves	619		
Miscellaneous configurations		Unpolished fittings	606-611		
Laterals	605, 610	Valves			

	Page #		Page #		Page #
Set screw buckles	266	Swivels (cont.)		Tees (cont.)	
Shackles	360	Inserts	336	Bent stem	325
Sharkbite® push to connect fittings	719, 720	Menders	205	Connectors for spray gun	853
Connectors	719	Notched shank cam and groove	131, 132, 139, 140	Diesel fuel	21
Couplings	719, 720	Push-in	342, 343	Dubl-grip reattachables	99
Disconnect clips	720	Strainers	202	Hose	844, 845
Elbows	720	Swaged fittings	134, 139	Hose barb	207, 209, 212, 213, 219, 221-225, 228
End stops	720	Thermometers	441	In-line	443
Tees 720		Steam		JIC	892
Short shanks ..194, 195, 197, 206, 243, 246		Gauge siphon	440	Joists	48, 49
Shut-off		Hose couplings	13	Loading arm	52
Valves	399, 555	Valve, 250 Lb.	530	Multi-plane hose	845
Sight flow indicators	36, 37, 59	Stems		Push-in fittings	326, 327, 340, 341
Flanged acrylic sight flow indicators ..37		Bent swivel	325	Push-on fittings	443
Repair kits	37	External swage	87-89, 191	Single plane hose	845
TTMA pattern	37	Ground joint	66		
Sight glasses		Ground joint air hammer	76		
Replacement glass	614	Holedall™ DIN external crimp	105		
Single bolt clamps	276	Internal expansion	92, 93		
Skimmers	203	King™ combination ..186-188, 191, 192			
Sleeves 110, 111, 116, 192, 335, 337, 711		LP Boss™	73		
Spanner wrenches	196	Reusable brass	228, 229		
Speed control mufflers	444	Sanitary style	100, 101, 104		
Spill kits	904	Washer seal	70		
Spiral		Strainers	202-204		
Hose and cable protection	894	Disk	167		
Hose clamps	277	Polypropylene	202		
Spool adapters & couplers		Round hole	202, 203		
Cam and groove	176	Square hole	202		
Spray hose		T line	699		
Couplings	200, 234	Witches hat	167		
Spring Guard	896	with spring loaded check valves	556		
Spring return handle ball valves ..529, 537		Y Line	699		
Sprinkler		Straps			
Line tester	903	King Cable™	359		
System gauge	903	Straub pipe couplings	682, 683		
Spuds		Stretch strap	907		
Boss™		Suction hose couplings	194, 195		
Double	68, 71, 76	Boss™ LPS	78		
Female	66, 67, 70, 76	Super King™ shank couplings	196		
Hose shank	73	Surelock™ quick acting couplings ..288, 289			
Male	68, 71, 76	Swaged fittings	68, 86-91		
Squeeze Lok™ hose assembly tool	226	Swage nipples	675		
Stainless steel		Swaging machines	84		
Boss™		Swivel connectors			
Clamps	74, 75	Ball	853		
Ground joint	66, 76, 109	Straight	853		
Male stem	72, 73	Swivels	502, 503, 505, 890		
Dry disconnect	11	37°	508, 509		
Dry quick disconnect	6, 7, 12	Air King™	283		
Ferrules	91	Air tool	443		
Gate valves	543	Angled	325		
Gauges	432, 435, 437, 438	Angled industrial plugs	298		
GHT adapters	235, 236, 237	Ball, with Air Chief plugs	298		
		Ball, with hose barb	443		

T

Tag, hose assembly	906
Tank car	
Fittings, railroad	35, 37, 55-58
Gaskets	58
Wrenches	58
Tank transport equipment	
Pipe caps	39
Reducers	39
Reducing cap	39
Tank truck	
API	
Coupler	28
Valve	28
Breakaways	845
Coupler x round flange	35
Diesel nozzles	846
Drop elbows	41-43
Elbows	41-43
Flanged tee	34
Gaskets	36
Nozzle accessories, fuel	845
Nozzles	841-843, 846-849
Swivels	49, 52
Split flange	54
Split flange components	54
Bearing pack	54
Nose piece	54
Seal kits	54
Vapor recovery	32, 33
Tank truck equipment	
Intermodal tank transport	40
Tank transport	39
TTMA flange extensions	35
Tape	898, 906
Diameter	905
PTFE tape	898
Safety	906
T-Bolt clamps	272-274

<i>Tools (cont.)</i>	Page #	<i>Valves (cont.)</i>	Page #	<i>Vent (cont.)</i>	Page #
Tees	506	Band clamp		Universal couplings	
Air brake	335	Adapter	267	Air King™	279-284
Bull head	665	Cutter	268	Sand blast	285
Compression	710, 711	Hand tool	267, 268	Surelock™	288, 289
Female reducing	665	Jack type	266, 267	Universal spill kit	904
Female threaded	664	Mallet	268	V	
Flare	715	Screw type	266	Vacuum gauges	436
Hydraulic	503, 510	Brass ferrule crimper	216-218	Valves	550
Flat face	503	Dies	215, 217, 218	3-way	540
NPTF	517	Hose assembly	226	3-way diverting	534
ORB fittings	504, 505, 506	Hose cutters	888	250 lb. steam	530
Instrumentation	705	Mallet	905	API 28	
LIQUIfit™	722-724	Pinch-on clamps		Balance release	867
Mechanical	692	Side jaw	270	Ball	528-542
Push-in ...327, 330, 331, 340, 343, 345,		Standard jaw	270	150# flanged	541
.....349, 350, 355, 356		Push-on fitting	226	Locking handle	536
Sched. 80 polypropylene	671	Squeeze Lok™	226	Mann Tek full flow	538, 539
Sharkbite®	720	True ID		Stainless steel	535, 536, 537
Side outlet	665	Crimp collars	893	Ball cone check	554
Splicers	211	Fittings	892, 893	Ball, global	532
Street service	665	True Seal™		Ball, mini	533
Threaded side outlet	665	Elbows	725	Ball, with nozzle	542
Tuff-Lite™	245	Tees	725, 726	Ball, with NPT tap for drain	530
Test plugs and caps	902	Tube fittings	725	Butterfly	38, 544, 545, 695
Test pumps	901	Unions	726	Wet-R-Dri™	38, 544
Accessories	902	Valves	726	Button	550
Electric	901	Tubing		Check	353, 554, 555, 556
Pneumatic	901	Braided	883	800 PSI stainless steel	555
Thermometers		Cutters	888	True Seal™	726
Bi-metal	441, 442	D.O.T., air brake	883	Compact polypropylene	542
Magnetic	442	Fluoropolymer FEP 140	885	Composite mini ball	351
Thermowells	442	Legris	885	Compressor Y	363
Thermowells, stainless threaded	442	Nylon	355, 884, 885	Deadman handle	529, 537
Thor style fittings	294-296	Polyethylene	884	Domestic gate	543
Thread		Polyurethane	884, 885	Dual Y ball	533
Sealant	899	PVC clear	882	Flanged	541
Tape	898	Valves	351, 352, 353	Flow control	351, 352, 546, 547
Threaded		Tuff-Lite™ fittings	242-246, 669-672	Metering	546
Caps	667, 672	Adapters	246, 247	Foot	204
Elbows	660, 671	Turned back nipples	685	Garden hose	240, 241
Sch80 polypropylene	669-672	U		Gate	543
Tees	664, 665	Unions		Globe	544
Unions	653	Air brake	333-335	Grooved end iron butterfly	695
Reducing	653	Compression	708, 710	High pressure	540
Threaded fittings		Dix Lock™	292	High pressure hydraulic ball	540
Reducer hex bushings	654, 655, 658	Flare	714, 715	Horizontal swing check	556
Tight fill couplers and adapters	41	Hammer	79, 677-679	Industrial wafer ball	538
Tire		Instrumentation	704, 705	In-line check	353
Inflator chuck	372	Male	659	In-line flow control	351, 352
Inflator gauges	372	Push-in ... 326-331, 339, 340, 342, 345,		Lead free brass ball	532
Pressure gauges	372349, 350, 355, 356		Locking handle	529
T line strainers	699	Threaded	653	Needle	
Tools		True Seal™	726	Hydraulic	
Air lubricants	363	Uni-range couplings	89		

	Page #		Page #	Page #
<i>Valves (cont.)</i>		<i>Valves (cont.)</i>		
Bleed	549	Nipples	680	
Block and bleed	549	Whipsocks	360	
Mini	548	Shackles	360	
Multiport	548	Wilkerson FRL's	373-401	
Pneumatic		Witches hat strainers	167	
Needle	551	Worm gear clamp rack	271	
Polypropylene	541, 542	Worm gear clamps	259, 260, 262, 271	
Quick exhaust	351	Marine grade	260	
Safety check	552	Wrenches		
Safety pop-off	553	Pin lug	58, 196	
Safety vented	530	Spanner	196, 701	
Solder end	532	Wrench grips	681	
Spring loaded	555, 556	Y		
Swing check	556	Y, compressor	363	
Tank filler	550	Y, connectors	331, 356	
Three way gauge	903	Y, dual valve	533	
True Seal™	725, 726	Y, garden hose coupler	240	
Wafer	545	Y, garden hose valve	240	
Wilkerson lockout	396	Y, GHT	240	
Vapor recovery couplers	32, 33	Y line strainers	699	
Velcro® straps	168	Y, unions	331	
Vent		Z		
Breather	444	Zerk fittings	909	
Stationary	46			
Vent-Lock™	124-126			
W				
Wafer ball valves	538			
Washdown				
Nozzles				
Hot water	854			
Industrial	853			
Mini spray	855			
Spray	855			
Spray valves	857			
Hose assembly	857			
Station	860			
Hot and cold water mixing	860			
Rack for mixing	860			
Water-steam	860			
Swivel connectors	853			
Washers				
Air King™	284			
Boss™	71			
Cam and groove	164-166			
Garden hose	238			
Holedall™ petroleum	98			
Suction and shank fittings	201			
Water regulators	374, 410			
Watts FRL's	362, 424-430			
WaveSeal clamps	261			
WD-40	904			
Welding				
Cam and groove	157, 158			
Gauges	439			

In the following index, a (•) is used to represent a variable. Therefore, to find AD075EZ or AD400EZ, look for: AD•••EZ

Index

Symbols

Alpha Numeric

•AGBF•	457
•AGBF•PV	457
•AGDP	458
•AGF•	457
•AGF•PS	457
•AGF•PV	457
•AGF•PV-PS	457
•AGOF•	457
•AGOF•PS	457
•AGOF•PV	457
•AGOF•PV-PS	457
•CM4B•B	500
•CM4B•B-E	500
•CM4S•B	500
•CM4S•B-E	500
•CM9B•B	501
•CM9B•B-E	501
•CM9S•B	501
•CM9S•B-E	501
•CMB•B	499
•CMB•B-E	499
•CMF•B	499
•CMF•B-E	499
•CMPC-B	501
•CMS•B	499
•CMS•B-E	499
•CM-SKIT	501
•CVVBF•	492
•CVVDP	493
•CVVF•	492
•CVVFM••••	492
•CVVOF•	492

Page #	Page #	Page #	Page #		
•EAF•	497	•HTOM•	469	•VEPF•-BOP	482
•EBF•-B	494	•HTRB•	471	•VEPFH•	481
•EF•-B	494	•KBF•	455	•VEFPF•	481
•EF•-S	494	•KBF•-SS	455	•VEPOF•	479
•EM•-B	494	•KDP-K•DC	456, 465	•VF•-B-E	462
•EM•-S	494	•KF•	455	•VF•-E	462
•ES•-B	494	•KF•-SS	455	•VF•-SS-E	462
•E-SKIT	496	•KOF•	455	•VJM•	460
•HBF•	446	•K-SKIT	456	•VM•	460
•HBF•-B	446	•PDF•	478	•VM•-B	460
•HBF•-S	446	•PDM•	478	•VM•-B-E	463
•HBF•-SS	446	•SFBP	54	•VM•-E	463
•H-BRKIT	452	•SFNPSS	54	•VM•-SS	460
•HDP-A	450	•SFSK-BAYLAST	54	•VM•-SS-E	463
•HDP-H•DC	450	•SFSK-TES	54	•V-RKIT	467
•HF•	446	•SFSK-VI	54	•V-SKIT	466
•HF•-B	446	•STBF•	475	•V-SSRKIT	467
•HF•-BOP	453	•STBF••	475	•WBF•-B	483
•HF•-S	446	•STBF••-SS	475	•WBF•-B-HN	483
•HF•-SS	446	•STBF•-SS	475	•WDP	484
•HF•-SS-BOP	453	•ST-BMK	477	•WF•-B	483
•HOF•	446	•STDP-A	477	•WF•-B-HN	483
•H-RKIT	452	•STF•	475	•W-RKIT-V2	485
•HSBF•-B	454	•STF••	475	•WSBF•	486
•HSBF•-S	454	•STF••-SS	475	•WSBF•-SS	486
•HSF•-B	454	•STF•-SS	475	•WSDP-A	488
•HSF•-S	454	•STOF•	475	•WSF•	486
•H-SKIT	451	•STOF••	475	•WSF•-BOP	489
•H-SRKIT	452	•ST-SKIT	477	•WSF•-SS	486
•H-SSRKIT	452	•TDP	491	•WSF•-SS-BOP	489
•HTBF•	469	•TM•	490	•WSFH•	487
•HTBF••	469	•TRBF•	468	•WSFP•	487
•HTBF••-SS	469	•TRF•	468	•WSOF•	486
•HTBF•-SS	469	•TR-SKIT	468	•WS-RKIT	488
•HTDP	471	•VBF•-B-E	462	•WS-SKIT	488
•HTF•	469	•VBF•-E	462	••CVVBF••	492
•HTF••	469	•VBF•-SS-E	462	••CVVDP	493
•HTF••-SS	469	•V-BRKIT	467	••CVVF••	492
•HTF•-SS	469	•VDP-A	465	••EF••-B	494
•HTJB•	471	•VDP-V•DC	465	••EF••-S	494
•HTM•	469	•VEPBF•	479	••EM••-B	494
•HTOF•	469	•VEPDP-A	480	••E-SKIT	496
•HTOF••	469	•VEPF•	479	••HBF••	448

	Page #		Page #		Page #		Page #
••HBF••-B	448	••V-SKIT	466	100-A••	127	1092T••••	885
••HBF••-S	448	••WBF••-B	483	100-AA••	150	1094P••••	885
••HBF••-SS	448	••WBF••-B-HN	483	100-A-HA	146	1094U••••	885
••H-BRKIT	452	••WDP	484	100-AL••	156	1094U••R00	885
••HDP-A	450	••WF••-B	483	100AWBPSTSS	158	10-DBHU-10	704
••HF••	448	••WF••-B-HN	483	100AWSPSS	158	10-DCAP	706
••HF••-B	448	••W-RKIT-V2	485	100-B••	128	10-DELU-10	705
••HF••-S	448	••WSBF••	486	100BHAN-AL	52	10-DFC••	703
••HF••-SS	448	••WSBF••-SS	486	100-C••	107, 130	10-DFPLUG	706
••HOF••	448	••WSDP-A	488	100-D••	135	10-DMC••	703
••H-RKIT	452	••WSF••	486	100D-90••	154	10-DTTT-10	705
••H-SKIT	451	••WSF••-BOP	489	100DA-90••	153	10-DU	704
••H-SRKIT	452	••WSF••-SS	486	100-DC••	142	11-009••••	411
••H-SSRKIT	452	••WSF••-SS-BOP	489	100DHAN-AL	52	1125A	841, 842
••HTBF••	469	••WSFH••	487	100-DL••	156	112D	842
••HTF••	469	••WSFP••	487	100-DP••	145	112DNS	842
••HTOF••	469	••WSOF••	486	100DWPSTSS	157	112DSK	842
••KBF••	455	••WS-RKIT	488	100DWSP••	157	114/2D-TK	843
••KF••	455	••WS-SKIT	488	100-E••	108, 138	1143A	841, 842
••K-SKIT	456			100-E-HA	146	114D	842
••STBF••	475	0••	269, 270, 884	100-F••	141	114DAL-AV-16	843
••STF••	475	0••••	884	100-F-HA	146	114DAL-AV-19	842
••STOF••	475	0••R	269	100-G••	164, 165	114DAL-AV-25	843
••VBF••-B-E	462	001••••	908	100-G••••	164, 166	114D-AV	843
••VBF••-E	462	0304C••	511	100GTFACC	166	114DAV-06ASM	843
••VBF••-SS-E	462	0304C••••	511	100GTFVI	165	114DAVR	843
••VDP-A	465	0306••	512	100GTHK	164	114DAV-SK	843
••VEPBF••	479	0306••••	512	100-HP-SP	161	114DNS	842
••VEPDP-A	480	0318••	511	100PRSCSS	167	114DSK	842
••VEPF••	479	0318••••	511	100TP	902	11963	681
••VEPF••-BOP	482	0319••	511	1010-6	747	1204••••	507
••VEPFH••	481	0319••••	511	1012CIPUSH	900	1208••	884
••VEPFP••	481	0610-4	747	1015-DA••	148	1217AR••	361
••VEPOF••	479	0817••	884	102••••BSPT	208	1217AR-4••	361
••VF••-B-E	462	0817BL100	884	102••••CLF	207	1217AR-4AK-KSW	360
••VF••-E	462	09-31•-00001	815	10210-64	747	1217AR-4AKWF	362
••VF••-SS-E	462			1025P••••	355	1217FRAME	361
••VJM••	460	1••	276	103••••	207	1231••••	504
••VM••	460	1••••	269	104••••CLF	208	1234••••	508
••VM••-B	460	1••••	269, 270, 275, 884	1040808SS	208	1238••••	505
••VM••-E	463	1••••••	260, 884	105••••	213	1240••••	506
••VM••-SS	460	1••••R	269	1091P••••	885	1250-94	843
••VM••-SS-E	463	1••••R	269	1091U••••	885	1250SK	843
		10-076-004	414	1091U••R00	885		

Part Number Index

Page #	Page #	Page #	Page #
1251-H 518	12SFXO 522	13NHN-G..... 620	14MPHR-R..... 566
1254-H 511	13..... 562	13PS-H 619	14MPHR-R..... 566
1255-H 506	13..... 562	13PS-... 619	14MPHT-R.. 565
125-A.. 127	1310-8 747	13PV-... 598	14MPHT-R... 565
125-AA... 150	134-.... 210	13RBN-G...RJT 583	14MPW-R.. 564
125-B.. 128	139-.... 212	13R-G...DIN 581	14MPW-R... 564
125-C.. 130	13BNH 562	13R-G...SMS 582	14PRF-G... 586
125C-90.. 154	13CB-.. 562	13RP 562	14QMP-G... 573
125-D.. 135	13H-G... 585	13RP6 562	14R-G... 586
125D-90.. 154	13H-G...RJT 583	13SLN 562	14RMP-G... 564
125-DP... 145	13HS.. 619	13SN 562	14RMP-R... 564
125-E.. 138	13HS-... 619	13WGC... 562	14VB-R... 609
125-F.. 141	13IB 562	13WGC100-150 562	14WHRL-R... 604
125-G.. 164, 165	13IB6 562	13WN.. 562	14WI-G... 591
125-G... 164, 166	13ILB... 590	13WNV 562	14WI-R... 591
125GTFACC 166	13ILB... 590	14003... 467	14WLI-G... 591
125GTFVI 165	13ILH... 590	1404-.. 515	14WLI-R... 591
125GTHK 164	13ILH... 590	1404-... 515	14WLMP-G... 563
126-.... 209	13LW 562	1404-... 515	14WLMP-R... 563
128P-LJ15 88	13MHHM... 560	1404-... 515	14WMP-G.. 563
128P-SO15 88	13MHHM... 560	1405-.. 515	14WMP-G... 563
129-...-CLF 210	13MHHM... 560	1405-... 515	14WMP-G... 563
129-...-SS 210	13MHHM...-SN 560	1405-... 515	14WMP-R.. 563
12-DBHU-12 704	13MHHM...-SN 560	14-19-G... 587	14WMP-R... 563
12-DCAP 706	13MHHM...-SN 560	142-.... 212	14WMP-R... 563
12-DELU-12 705	13MHHM-3P... 561	143-.... 212	14WMV-R... 595
12-DFC... 703	13MHHM-3P... 561	1430407KLF 212	14WMX-R... 595
12-DFE-12 704	13MHHM-3P... 561	144-.... 213	14WQ-G... 592
12-DFE-8 704	13MHHM-DP... 560	144F-.. 715	15-0909C 910
12-DFPLUG 706	13MHHM-DP... 560	145-.... 213	1500SK 844
12-DMC-.. 703	13MHHM-DP... 560	149F-.. 714	1501-.. 516
12-DMC... 703	13MHHM-Q.. 560	149F-... 714	1501-... 516
12-DME-12 704	13MHHM-Q... 560	149F-... 714	1501-... 516
12-DME-8 704	13MHHM-Q... 560	14A-G... 586	1501-... 516
12-DRATT-16 704	13MHHV... 595	14A-R...DIN 581	1502-.. 516
12-DRATT-8 704	13MHLA... 561	14A-R...RJT 583	1502-... 516
12-DTMT... 705	13MHLA100-150 561	14A-R...SMS 582	1503-.. 516
12-DTTM-12 705	13MHP 562	14MPHR-G... 566	1503-... 516
12-DTTM-8 705	13MHP.. 561	14MPHR-G... 566	15030FXF-00000 49
12-DTTT-.. 705	13MHPV... 595	14MPHR-G... 566	150-A.. 127
12-DTTT-12 705	13MO... 561	14MPHRL... 566	150A-90.. 153
12-DU 704	13MO... 561	14MPHR-R.. 566	150-AA... 150
12P.. 89	13MO100-150 561	14MPHR-R... 566	150-A-ALH 127
12SFO 522	13NHN-G.. 620	14MPHR-R... 566	150-A-HA 146

	Page #		Page #		Page #		Page #
150-AL••	156	1510-E••	152	16AMP-G••••	565	179••••SS	211
150AWBPST••	158	1520-AA••	150	16AMP-G••••••	565	1790•••CLF	211
150AWSP••	158	1520-DA••	148	16AMP-R••	565	1790604BARB	211
150-B••	128	1520-F••	152	16AMP-R••••	565	179C••••	709
150B-90••	154	156••••••	75	16AMP-R••••••	565	18••••	457, 458
150-B-ALH	128	156••••••	910	16AMP-R••••••	565	18••••••	421, 423
150-C••	107, 130	1565U	844	16AMP-R••••DIN	581	18•57	430
150C-90••	154	158••••	910	16AMP-R••••SMS	582	180••••F	229
150-C-ALH	130	159F-••	715	16AMV-G••	596	180••••FSS	229
150CNOSSS	131	15A-G••	587	16AMV-R••	596	182••••S	229
150-D••	135	15A-R•••DIN	581	16AQ-G••	592	182••••SS	229
150D-90••	154	15A-R•••RJT	583	16-DBHU-16	704	1834084K	227
150DA-90••	153	15A-R•••SMS	582	16-DCAP	706	184••••A	228
150-D-ALH	135	15B15••RAF	735	16-DELU-16	705	18-458-00017	831
150-DC••	142	15B15••RAS	735	16-DFC••	703	185••••	228
150-DC-ALH	142	15B15••RBF	735	16-DFE-16	704	187••••••	75
150DC-L••	143	15B15-100RAF	735	16-DFPLUG	706	187••••	228
150-DD••	150	15B15-100RAS	735	16-DMC••	703	188••	523
150-DL••	156	15B15-100RBF	735	16-DME••	704	189••••••	746, 796
150-DP••	145	15R-G••	587	16-DTTM••	705	189DH	796
150-DP-ALH	145	15WI-G••	591	16-DTTT••	705	19••••	458
150DWBPST••	157	15WI-R••	591	16-DU	704	1910-12	747
150DWSP••	157	15WLI-G••	591	16SFO	522	1BRBF•-B-7	321
150-E••	108, 138	15WLI-R••	591	16SF XO	522	1BRF•-B-7	321
150-E-ALH	138	16••••	446, 450	16STDP-A	477	1BRGM•-B-7	321
150-E-HA	146	16••••A	450	16STF16-SS	475	1BRM•-B-7	321
150ENOSSS	140	1610-10	747	16ST-SKIT	477	1BRS••-B-7	321
150-F••	141	1630•00CLF	668	17••••	447, 450	1HDP	450, 465
150F-••	714	164C••	710	17••••A	450	1-HR1004	878
150F-90AL	155	164C••••••	710	17-016-107	418	1-HR1004-3	878
150-F-ALH	141	165••••	657	170C••••	709	1-HR1004A	878
150-F-HA	146	165••••CLF	657	171C••••	711	1WAYBV••	538
150-G••	164, 165	165C••	710	172C••••	710	1WAYBV•••SW	538
150-G•••	164, 166	166••••	656	174••••	656	1WAYBV•••VIC	538
150GPCTF	39	166••••CLF	656	176••••	659		
150GTF••	165	166FSV-••	714	1765A	216	2••••••	276
150GTFACC	166	169••••	661	176C-0402	711	2•	276
150GTHK	164	169C••••	709	177••••	211	2••	269
150TP	902	16A-G••	587	177••••SS	211	2••	269
1510-B••	151	16AI-14I••	592	177C-0402	710	2••••	251, 260
1510-C••	151	16AI-14I•••R	592	178••••SS	206	2••••••	419-421
1510-D••	152	16AI-15I••	592	1780•0•CLF	206	2•••R	269
1510DAAL	148	16AI-15I•••R	592	1781010C	232	2••R	269
1510-DA-SS	148	16AMP-G••••	565	179••••	211	200••••C	214

Part Number Index

Page #	Page #	Page #	Page #
2000L 46	200-G•• 164, 165	219-•••• 668	2500L 46
200-A•• 127	200-G••• 164, 166	219••00C 668	2500SFV 47
200A-90•• 153	200GPC•• 39	21MP-G•• 567	2501-•• 509
200-AA•• 150	200GTF•• 165	21MP-G•••• 567	2501-••• 509
200-A-ALH 127	200GTFACC 166	21MP-G••••• 567	2501-•••• 509
200-A-HA 146	200GTHK 164	21MP-R•• 567	2501-••••• 509
200-AL•• 156	200-HRP•• 161	21MP-R••• 567	2503-•• 510
200-AL-SSANSI 156	200-HSCRPSI 161	21MP-R•••• 567	2503-••• 510
200AWBPST•• 158	200-LH•• 161	21MP-R••••• 567	2503-•••• 510
200AWSP•• 158	200-PC•• 39	2210-14 747	250-A•• 127
200-B•• 128	200PRSC•• 167	2211CBB•••••4 624	250-B•• 128
200B-90•• 154	200-PV-9 46	2211CBB•••••F1 624	250-C•• 130
200-B-ALH 128	200-TCA•• 57	2211EBB•••••F1 625	250-D•• 135
200-C•• 107, 130	200TP 902	2211EBB•••••F4 625	250-DC•• 142
200C-90•• 154	200YDAAAL 160	2221CBB•••••F1 624	250-DP•• 145
200-C-ALH 130	2010-DA•• 148	2221CBB•••••F4 624	250-E•• 138
200CNOSSS 131	2015-A•• 151	2221EBB•••••F1 625	250-F•• 141
200-D•• 135	2015-B•• 151	2221EBB•••••F4 625	250-G•• 164, 165
200D-90•• 154	2015-B-ALNST 179, 782	225..... 75	250-G••• 164, 166
200DA-45•• 153	2015-C•• 151	228-•••• 666	250GTF•• 165
200DA-90•• 153	2015-D•• 152	22MP-G•• 568	250GTHK 164
200-D-ALH 135	2015-DA•• 148	22MP-G•••• 568	2510-16 747
200DBAL 751	2015-E•• 152	22MP-G••••• 568	2520-DA•• 148
200-DC•• 142	2015-F•• 152	22MP-R•• 568	2530-AA•• 150
200-DC-ALH 142	2025-DA•• 148	22MP-R••• 568	2530-DA•• 148
200DC-L•• 143	2025-D-ALNST 179, 782	22MP-R•••• 568	2540-AA•• 150
200-DD•• 150	2025-F-ALNST 179, 782	233..... 746, 795	25H-••• 585
200DD-45•• 153	2030-A•• 151	234-80• 842	25H-••••• 585
200DD-90•• 153	2030-AA•• 150	2404-•• 507	2601-•••• 510
200-DL•• 156	2030-B•• 151	2404-••• 507	2601-••••• 510
200-DP•• 145	2030-DA•• 148	2404-•••• 507	2601-•••••• 510
200-DP-ALH 145	2030-DD•• 150	2405-•• 507	2603-• 510
200DWPST•• 157	2030-F•• 152	2405-••• 507	2603-•• 510
200DWSP•• 157	2040-AA•• 150	2405-•••• 507	268B•••• 208
200-E•• 108, 138	2040-DA•• 148	24PFX••• 102	269C-•••• 709
200E-90•• 155	206..... 75	24SFO 522	2700LN-• 511
200-E-ALH 138	207BH• 673	24SF XO 522	2700LN-•• 511
200-E-HA 146	207BH•• 673	250..... 75	2701LN-• 512
200ENOSSS 140	20SFO 522	2500HB0000 98	2701LN-•• 512
200-F•• 141	20SF XO 522		270AT 226
200F90AL 155	211-•••• 668		271-•••• 219
200F-90SS 155	212..... 75		272••••W 226
200-F-ALH 141	213••00CLF 667		2720••CLF 219
200-F-HA 146	2143SEALBU 29		273-•••• 220

	Page #		Page #		Page #		Page #
274...CBC	220	2-DTMT-2	705	3...	254, 255, 269	300DBAL	751
275.....	75	2-DTTM-2	705	3...	254, 255, 260	300-DC-..	142
2789...CBC	221	2-DU	704	3.....	418, 420, 421	300-DC-ALH	142
280.....	221	2FB•-B	298, 299	3...R	269	300DC-L..	143
280...CBC	221	2FBF•-B	308	3•R	269	300-DD-..	150
282.....	222	2FF•-B	298, 299	30-...	490	300DD-45..	153
282...CBC	222	2FF•-S	308	30-...DP	491	300DD-90..	153
284.....	223	2FF2	308	30•RDSSAP	40	300-DL-..	156
286.....	223	2FM•-B	298, 299	300-••	522	300-DLT-AL	35
287.....	224	2FM2	309	300-•••	522	300-DP-..	145
287...CBC	224	2FS•-B	298, 299	300-••••	522	300-DP-ALH	145
287-...SS	224	2FS•-S	310	3000....	350	300DWPST••	157
2870407CLF	224	2FS2.5-B	298, 299	3002....	441	300DWSP••	157
288.....	224	2-HR1004-3	878	300300MAE	43	300-E-..	108, 138
288...CBC	224	2-HR1005	878	3004....	441	300E-90..	155
288-...SS	224	2J•-B	313	3004030MAE	43	300-E-ALH	138
289.....	224	2JB•-B	303, 304	3006....	441	300-E-HA	146
289-...SAE	224	2JF•-B	303, 304	3009....	347, 441	300EL90..	660
290.....	225	2JM•-B	304	300-A-..	127	300EL90...•	660
2909...CBC	225	2JS•-B	303, 304	300A-90..	153	300ENOSSS	140
292...CBC	225	2L•2-B	318	300-AA-..	150	300-F-..	141
292-0...•	225	2LF2-B	306	300-A-ALH	127	300F-90SS	155
294.....	225	2MB•-B	306	300-A-HA	146	300-F-ALH	141
294...CBC	225	2MF•-B	305, 306	300-AL-..	156	300-F-HA	146
294-...SS	225	2MF•-PL	314	300-AL-SSANSI	156	300FT••	664
296...CBC	221	2MM•-B	305, 306	300-ALT-..	35	300FT••	664
2CJBF•-B	316	2MM•-PL	315	300ASSSAP	40	300-G-..	164, 165
2CJBM•-B	316	2MS•-B	305, 306	300AWBPST••	158	300-G-...•	164, 166
2CJF•-B	316	2MS•-PL	315	300AWSP••	158	300GPC•	39
2CJF2-B	370	2MS2.5-PL	315	300-B-..	128	300GTF••	165
2CJM•-B	316	2NKS2	320	300B-90..	154	300GTFACC	166
2CM4S2.5-B-E	500	2SHD••	317	300-B-ALH	128	300GTHK	164
2CM9S2.5-B	501	2SHDS•	318	300BR...•	650	300GTHKBF	165
2CM9S2.5-B-E	501	2U•-B	319	300-C-..	107, 130	300GTTFBL	36
2CMS2.5-B	499	2WAYBV...•	539	300C-90..	154	300GTTFCB	36
2CMS2.5-B-E	499	2WAYBV...SW	539	300-C-ALH	130	300GTTFK	36
2D•-B	308, 309, 311	2WAYBV...VIC3	539	300CNOSSS	131	300GTTFTK	36
2D•-S	308, 309	2WCA...•F•	811	300-D-..	135	300H-PADBR	162
2DB•-B	308	2WCA...•F-SP•	811	300-D-ALPH	44	300H-PADSS	162
2DB•-B	311	2WSA...•F	811	300D-90..	154	300-HRP-..	161
2-DFC••	703	2WSA...•F••	811	300DA-45..	153	300-HSCRIP-SI	161
2-DMC••	703	3.....	276	300DA-90..	153	300-LH-..	161
2DS•-B	310	3••	269	300-D-ALH	135	300-MAE	43
2DS•-S	310			300DAT••SS	148	300MICAP••	667

Part Number Index

Page #	Page #	Page #	Page #
300MICAP... 667	3040DLTAL 35	326-.... 666	391137 841
300MIU.. 653	3040-F-.. 152	3260404CLF 666	3CJBF-B 316
300MIU... 653	306..... 75	32P-LJ15 88	3CJBM-B 316
300-PC-.. 39	306-.... 663	32P-SO15 88	3CJF-B 316
300PC-AP 40	3060-DA-.. 148	32PFX-... 102	3CJM-B 316
300PRSC-.. 167	31-.. 363	32SFO 522	3D-B 308, 309, 311
300RHC-.. 652	31-... 490	32SF XO 522	3D-S 308, 309
300RHC... 652	31-...DC 491	330FXF-00000 49	3DB-B 308, 309
300-SFC-.. 39	3101.... 355	33155614..... 350	3DS-B 310
300SSSG 856	3102.... 349, 356, 441	340-... 522	3DS-S 310
300-TCA-.. 57	3102-...DOT 329	341856..... 54	3FB- 298, 299
300-TFA 45	3103.... 348	341876..... 54	3FBF3 308
300-TFG 43	3103-...DOT 331	341878..... 54	3FBM3 309
300TP 902	3104.... 349, 350, 356, 441	35-.. 324	3FF- 298, 299
3010-RC-SS 39	3104-...DOT 330	35-...-.. 239	3FF3-S 308
3014.... 346	3106.... 349, 350, 355	35-...-10 557	3FM- 298, 299
3015-DA-.. 148	3106-...DOT 329	35-WF 324	3FS- 299
3015-F-.. 152	3108.... 348, 355	35-WF2 324	3FS3-S 310
302-...CLF 660	3108-...DOT 330	350..... 75	3-HR1004-3 878
3020-A-.. 151	3109.... 347, 350, 354	3533-.. 159	3-HR1005 878
3020-B-.. 151	3109-...DOT 329	3534-.. 159	3J-.. 313
3020-C-.. 151	3113.... 347	3543-.. 159	3JB- 303, 304
3020-D-.. 152	3114.... 354	3544-.. 159	3JF- 303, 304
3020-DA-.. 148	3114-...DOT 328	3601.... 344	3JM- 304
3020DAT-SS 149	3115-...DOT 328	3602.... 345	3JS- 303, 304
3020-E-.. 152	3116.... 349, 355	3604.... 345	3MF3-PL 305, 306
3020-F-.. 152	3116-...DOT 329	3606.... 344	3MM-PL 315
3020-RD-.. 39	3126.... 349, 356	3615.... 344	3MM3-PL 306
3025-A-ALNST 179, 782	3129.... 347	3675.... 344	3MS3-PL 315
3025-B-ALNST 179, 782	3140.... 349, 350, 356	3700-CLF 658	3NBM4 291
3025-C-.. 151	3140-...DOT 331	3710-CLF 653	3NCS4 291
3025-DA-.. 148	31440-225AL 29	373-CLF 655	3NM4 291
3025-D-ALNST 179, 782	3148.... 348	375..... 75	3N-SKIT 292
3025-E-.. 152	3148-...DOT 331	375-CLF 655	3S--15U-GFB-SS 616
3025-F-ALNST 179, 782	31665660DOT 330	377-CLF 651	3S--2U-GFB-SS 616
30-300F 490	3175.... 346, 350, 354	38025600..... 343	3TF3 490
3040-CLF 661	31825600DOT 330	3804.... 343	3TM3-PV 490
3040-A-.. 151	31835600DOT 331	3805.... 342	3TM3-SS 490
3040-AA-.. 150	3199.... 356	3806.... 342	3TM3-SS-PV 490
3040ALTAL 35	3210-20 747	3810-24 747	3U-B 319
3040-B-.. 151	322-.... 664	3816.... 342	
3040-C-.. 151	322-CLF 664	3889.... 343	4..... 276
3040-DA-.. 148	324-.... 666	390-... 522	4-.. 269, 275
3040-DD-.. 150	3240606CLF 666	390-... 522	4... 271

	Page #		Page #		Page #		Page #
4•••••	418-423	400-DP••	145	4030-RD••	39	40MP-U••SMS	584
4•••••	419-422	400-DP-ALH	145	40321TF	36	40MP-UW•••	574
4•••••R	418, 419, 421	400-DVR-AL	33	40322TF	36	40MP-UZ•••	579
4•••••RF	418	400DWPST••	157	40323BL	36	40MPV-G•••	599
4•••••RL	421	400DWSP••	157	40323TF	36	40MPV-U•••	599
4••R	269	400DWX5TC	56	40364BL	36	40MP-XC•••	575
40••REV90	807	400-E••	108, 138	40364TF	36	40MP-XW•••	575
400••ALGT	30	400E-90••	155	4050-AA••	150	40PFX•••••	102
40022ALTAL	35	400-E-ALH	138	4050-DA••	148	40QH•••	594
40022DLTAL	35	400-F••	141	4050-DD••	150	40QT•••	594
400706	54	400-F-ALH	141	4055-3	747	40SFO	522
400-A••	127	400-G••	164, 165	4060-A••	151	41440-225AL	29
400-A••INSERT	127	400-G•••	164, 166	4060-AA••	150	41450-DCAL	29
400A-90••	153	400GAGFI	160	4060-DA••	148	4-1460-AL	36
400-AA••	150	400-G-BUSS	55	4060-DD••	150	418	75
400-A-ALH	127	400GPCTF	39	40A-45TCAL	57	41FL••	715
400-AA-MI	150	400GTF••	165	40BS-H•••	589	41FS••	715
400-AL••	156	400GTHK	164	40BS-O•••	589	4215••	422
400-ALT••	35	400GTHKBF	165	40BS-S•••	589	42777••-000•	435
400-AS-AL	160	400GTTFBL	36	40IE•••	593	42F••	714
400AWBPST••	158	400GTTFCB	36	40IH•••	593	42MP-E••	574
400AWSP••	158	400GTTFK	36	40IT•••	593	42MP-G••	576
400-B••	128	400GTTFTK	36	40IV•••	594	42MP-GRE••	578
400-B-ALH	128	400-LH••	161	40MP-E•••	574	42MP-SFY••	575
400-C••	107, 130	400-PC••	39	40MP-EZ•••	579	42MP-U••	574
400-C••INSERT	130	400-TCA••	57	40MPF-E•••	577	42MP-UW••	574
400C-90••	154	400-TLT-AL	34	40MPF-E••••	577	42MP-XC••	575
400-C-ALH	130	400TP	902	40MPF-SFY•••	577	42MP-XW••	575
400-CVR-AL	32	401	75	40MPF-SFY••••	577	430FXF••00000	49
400-D••	135	401-01	440	40MPF-U•••	576	430TFTFLAL•••••	52
400-D••ALPH	44	401-01S	440	40MPF-U••••	576	430TFXTFAL•••••	52
400D-90••	154	4020-DA••	148	40MPF-UW•••	576	4315••	422
400DA-45••	153	4025-DA••	148	40MPF-XW•••	577	4316-50	422
400DA-90••	153	4030-A••	151	40MPF-XW••••	577	4328-50	422
400-D-ALH	135	4030-B••	151	40MP-G•••	576	43HTFTFLAL•••••	52
400-DC••	142	4030-C••	151	40MP-G••••	576	43HTFXTFAL•••••	52
400-DC-ALH	142	4030-CVR-AL	32	40MP-GR•••	578	440TFXTFAL•••••	52
400DC-L••	143	4030-D••	152	40MP-GRE•••	578	44-251-00006	826
400-DD••	150	4030-DA••	148	40MP-SFY•••	575	44HTFXTFAL•••••	52
400DD-45••	153	4030-DAVR-AL	32	40MP-SFYZ•••	579	450	75
400DD-90••	153	4030-DVR-AL	33	40MPS-U•••	578	4500-5	29
400-DDVR-AL	32	4030-E••	152	40MP-U•••	574	4500RK	29
400-DL••	156	4030-F••	152	40MP-U••DIN	584	4500RK-V	29
400-DLT-AL	35	4030-MAE	43	40MP-U•••RJT	584	450-4S	887

Part Number Index

Page #	Page #	Page #	Page #
450TFXTFAL..... 52	4-DU 704	4PS•-FS 295	500GH4VBK 241
4510-28 747	4-DU-2 704	4PS4-WF•• 296	500GHV 240
452••• 364	4EA-SKIT 497	4PS6-9 295	500GHY 240
4530..... 29	4FAMT 82	4PS6-S 295	500GTCABF 58
4530SG 29	4FAMTL 82	4PSG 37	500GTCABU 58
4540..... 29	4FB• 311	4RKOBV 52	500GTCATF 58
4540DC 30	4FBF4 308	4RKOVIVI 52	500GTCATV 58
4540DC-1200 30	4FBM4 309	4SHD•• 317	500GTCAVI 58
4540F 29	4FF• 298, 299	4SHDS• 318	500GTCAVITHK 58
4540SG 29	4FF4-S 308		500GTFWB 165
4540SG-RK• 29	4FM• 298, 299	5..... 276	500QCFVOR 239
45CIPUSH 900	4FS• 298, 299	5•• 269, 275	500QCFVSG 239
45HTFXTFAL..... 52	4FS4-S 310	5•••• 268	500QCM 239
46-003-00001 788	4HF4-HV 449	5•••• 420	500QCMSS 239
46-011-00418 788	4-HR1005 878	5••••• 418-421, 423	500YC 240
46-030-00025 ... 826, 831, 833	4K•-DP 456	5••LP 877	502•••CLF 237
46F-•• 713	4KDP 456	5••R 269	5030-DA•• 148
46F-••• 713	4N4N 292	500•••• 441	504•••• 237
4895•••• 353	4NBF• 290	5000• 515	5040-C•• 151
48F-•• 713	4NBF•-B 290	5000•• 515	5040-D•• 152
48F-••• 713	4NBM• 291	5000••• 515	5040-DA•• 148
48F-•••• 713	4NBM•-B 291	5000•••• 515	5040-E•• 152
48P-LJ15 88	4NF• 290	5000-24 29	5060-AA•• 150
48P•SO15 88	4NF•-B 290	5000-24L 29	5060-DA•• 148
48PFX••• 102	4NF•-SS 290	5000-25 29	5061212CLF 237
48SFO 522	4NM• 291	500-A•• 127	507•••• 236
4D••-B 308, 309	4NM•-B 291	500-AA•• 150	5071212CLF 236
4D••-S 308	4NM•-SS 291	500AN• 750, 858	5081208CLF 235
4DB••-B 308	4NM6-S 291	500-AN7 750, 858	509•••• 236
4-DBHU-4 704	4NS• 291	500AWBPST•• 158	5091212CLF 235
4-DCAP 706	4NS•-B 291	500AWSP•• 158	50-A•• 127
4-DELU-4 705	4NS•-S 291	500-B•• 128	50-B•• 128
4-DFC• 703	4NS•-SS 291	500BFP 241	50-C•• 130
4-DFE-2 704	4NS4-B-WF•• 293	500-C•• 130	50-D•• 135
4-DFPLUG 706	4NS4-WF•• 293	500-D•• 135	50-DC•• 142
4-DMC• 703	4N-SKIT 292	500DA-90•• 153	50-DP•• 145
4-DME• 704	4P• 89	500-DC•• 142	50-E•• 138
4-DRATT-2 704	4PF• 294	500-DD•• 150	50-F•• 141
4DS•-B 310	4PF•-FS 295	500-DP•• 145	50-G•• 164, 165
4DS•-S 310	4PF6-B 294	500DWPSTAL 157	50-G-TF-VI 165
4-DTMT-4 705	4PF6-S 294	500DWSP•• 157	50-HP-SP 161
4-DTTF-4 705	4PM•-FS 295	500-E•• 138	5110-32 747
4-DTTM-4 705	4PS• 295	500-F•• 141	5111A 216
4-DTTT-4 705	4PS•-B 295	500-G•• 164	5141212CLF 235

	Page #		Page #		Page #		Page #
520.....	441	5602-•	517	600-C-••	107, 130	6200.....	41
5200-SFI	36	5602-••	517	600C-90••	154	6200•	41
5200-SFI-3	36	5604-•	517	600-C-ALH	130	6200••	41
5200-SFI-3-RK1	37	5604-••	517	600-D-••	135	62C-••	708
5200-SFI-3V-RK1	37	5605-•	517	600D-90••	154	62C-••••	708
5200-SFI-RK1	37	5605-••	517	600DA-45••	153	62CBH-••	708
5200-SFIV-RK1	37	56RBSG-••	336	600DA-90••	153	62NAB•	333
5201-SFI	36	57-•••	455, 456	600-D-ALH	135	62NAB••	333
5201-SFI-RK1	37	572-••••	222	600-DC-••	142	62NABH•	333
5204.....	28	572-••••C	222	600-DC-ALH	142	62NBH•	333
5204LNG	28	574-••••	222	600DC-L••	143	62NBH••	333
5204LSNG	28	574-••••C	222	600-DD-••	150	62NFBH•	333
5204LSNGP	28	575-••••	222	600DD-45••	153	62NFBH••	333
5204NG	28	575-••••K	222	600DD-90••	153	6302-••••WP2	722
5205-RK4	29	59-•••	699	600-DL-••	156	6304-••••WP2	722
5300.....	28	590-•12CLF	230	600-DLT-AL	35	63046056WP2	722
5300B	28	591-•12CLF	230	600-DP-••	145	6306-••••WP2	722
5300BC	28	5911•1•W	238	600-DP-ALH	145	6315-••••WP2	721
5300G	28	5911212F	238	600DWPSTAL	157	6316-••••WP2	722
5354K21	28	5911212N	238	600DWSP••	157	6322-••••WP2	724
5400.....	28	5921212KLF	230	600-E-••	108, 138	6325-••••WP2	721
5400B	28	595-••••K	233	600-E-ALH	138	6326-••••WP2	723
5400G	28	5951616K	198	600-F-••	141	6340-••••WP2	722
5404-•	514			600-F-ALH	141	6351-••••WP2	723
5404-••	514	6.....	276	600-G-••	164, 165	6366-••••WP2	724
5404-•••	514	6••	275, 339, 340	600GTFVI	165	6382-••••WP2	724
5404-••••	514	6•••	339, 340	600-HRP-••	161	6388-••••WP2	724
5404-•••••	514	6••••	669, 671, 673, 699	6030-DA-••	148	639C-04	711
5406-••	514	6•••••	419	6040-A-••	151	63NAB•	336
5406-•••	514	6••••••	423	6040-D-••	152	63PT-••••	711
5406-••••	514	600-••••	522	6040-DA-••	148	640-••••	522
5406C-•	518	6000-••	41	6050-DA-••	148	6400.....	42
5406C-••	518	6000-••C	42	60C-••	711	6401-•••	504
5500-•	515	6000ASAL	43	60NAB•	335	6401-••••	504
5500-••	515	6000-SSA	43	60NAB••	335	6401-•••••	504
5502-•	516	600-A-••	127	60PT-••	712	6403-•	504
5502-••	516	600-AA-••	150	60RB-••	337	6403-••	504
5504-•	516	600-A-ALH	127	61-•••	554	6405-•••	505
5504-••	516	600-AL-••	156	61C-••	712	6405-••••	505
56-•••	455, 456	600-ALT-AL	35	61CL-••	712	6405-•••••	505
5600-•	517	600AWBPST••	158	61NAB•	336	6408HHP-•	506
5600-••	517	600AWSP••	158	61NAB••	336	6408HHP-••	506
5601-•	517	600-B-••	128	61RB-••	337	6410-•••	504
5601-••	517	600-B-ALH	128	61RBSG-••	336	6410-••••	504

Part Number Index

Page #	Page #	Page #	Page #
6410-... 504	66NAB•• 332	6-DME-• 704	75-DC-•• 142
6410-40 747	66NAB••• 332	6-DRATT-• 704	75-DP-•• 145
64NAB• 335	66NBH86 333	6DS-•-B 299, 300	75DWBPSTSS 157
64NAB•• 335	67RBSG-•• 337	6-DTMT-4 705	75DWSPSS 157
64P•LJ15 88	68••X• 338	6-DTTT-6 705	75-E-•• 138
64P•SO15 88	68••X•• 338	6-DU 704	75-F-•• 141
64PFX••• 102	68•X• 338	6-DU-4 704	75-G-•• 164, 165
6500 41	68•X•• 338	7 276	75-G-••• 164, 166
6500-• 508	6803-• 506	7•• 275	75GTFACC 166
6500-•• 508	6803-•• 506	7••LP 877	75-G-TF-VI 165
6500-••• 508	682C-•••• 709	70••X• 339	75-HP-SP 161
6500-•••• 508	688-•• 523	70•X• 339	75TH2R••SS 442
6500A 41	68C-•••• 707	700013-••• 364	7600HP 877
6501-•• 509	68CIPUSH 900	7065•••• 351	7610-48 747
6501-••• 509	68NAB••••VS 332	70NAB•• 333	7660•••• 352
6501-•••• 509	68NAB••VS 332	70NAB••• 333	7665•••• 352
6502-• 509	68RB-••••B 337	71••X• 341	77-••• 484
6502-•• 509	68RBSG-•••• 337	71••X•• 341	77-•••• 484
6503••••WP2 723	69••X• 339	71•X• 341	7770•••• 352
650-4S 887	69••X•• 339	71NAB••VS 335	7775•••• 352
6505-•• 508	69•X• 339	71NAB••VS 335	78-••• 483, 484
6505-••• 508	69•X•• 339	71S••X• 341	78-•••• 483
6505-•••• 508	690-•••• 522	71S••X•• 341	7800MP 877
6505••••WP2 721	6901-•• 505	71S•X• 341	79-••• 484
6506-•• 508	6901-••• 505	71S•X•• 341	79-•••• 484
6506-••• 508	6901-•••• 505	72••X• 340	7910•••• 351
6506-•••• 508	69NAB••••VS 334	72••X•• 340	7982•••• 351
650-6S 887	69NAB••VS 334	72•X• 340	7994•••• 353
6508••••WP2 723	69NAB••VS 334	72NAB••VS 335	7996•••• 353
6509••••WP2 723	69S••X•• 340	72NAB••VS 335	79NAB••VS 334
6530A 41	69S•X• 340	72S••X• 341	79NAB••VS 334
6530C 41	69S•X•• 340	72S••X•• 341	8 276
6579••••WP2 721	69S•X••• 340	72S•X• 341	8•• 275, 339
65NAB• 334	6D••-B 308	750 75	8••• 241, 339, 858
65NAB•• 334	6-DBHU-6 704	7550-A-•• 127	8•••• 857
66••X• 338	6-DCAP 706	7550-E-•• 138	8••••H 857
66••X•• 338	6-DELU-6 705	7550-F-•• 141	8••••LP 878
66•X• 338	6DF-•-B 300	75-A-•• 127	800-A-•• 127
6600-• 510	6-DFC-• 703	75AWBPSTSS 158	800-AL-•• 156
6600-•• 510	6-DFE-4 704	75AWSPSS 158	800AWSPAL 158
6602-• 510	6-DFPLUG 706	75-B-•• 128	800-B-•• 128
6602-•• 510	6DM-•-B 300	75-C-•• 130	800-C-•• 130
66C-•••• 708	6-DMC-• 703	75-D-•• 135	800-D-•• 135

	Page #		Page #		Page #		Page #
800-DC-••	142	8-DTTT-8	705	96P•SO15	88	A515-50•••	729
800-DL-••	156	8-DU	704			A515-75•••	729
800-DP-••	145	8SF0	522	A•	283	A515OR50RAF	730
800DWSPAL	157	8SF XO	522	A••	283	A515OR50RAS	730
800-E-••	138	8STBF8-V2	475	A•00F••DA	62	A515R50RAF	730
800-F-••	141	8STDP-A-V2	477	A•VC•MG	726	A515Y50RAF	730
800-G-••	164	8STF10-V2	475	A100C••A	60	A525100•••	729
800-HNP-BR	161	8STF8-V2	475	A100CA1050	64	A525-25•••	729
801-A-••	127	8ST-SKIT-V2	477	A100CA1050V	64	A525-50•••	729
801AWBPSTAL	158	8WF8-HN	483	A100CBLMTR	64	A525-75•••	729
801AWSPAL	158	9••	275	A100D•	64	A7••	695
801-D-AL	135	900.....	842	A100LT	64	A7•••	695
801-DP-••	145	900•	842	A100MTR	64	A800OG•	63
801-E-••	138	900•34	842	A100SG-POLY	64	A800OGJ•	63
801-F-••	141	9000-48S	371	A100TT•	64	AAPN75GHT	761, 859
8060-DA-••	148	900SK	842	A200CA3P••	63	AB•	279
80B••-100HAF	735	900TK	842	A200CA5P••	63	AB••	279, 280
80B••-100HCF	735	900W•••	842	A200PC••A	62	AB•••	129
80B••-50HAF	735	9076M	364	A200PCSS••A	62	AB•••EZ	129
80B••-50HCF	735	90CDMHCB••••	808	A200PCSSDP••A	62	ABC••	232
8320605.....	857	90CREV••••	807	A200PHC••A	62	ABC250	786
850.....	75	90DCS••••F	805	A200SA	64	ABH•••••F	739
850•••	99	90DCS••••F-••	805	A200SVA	64	ABN100•	757
851•••	364	90DCS4025F-•	805	A210•-120	61	ABN150•	757
855.....	217	90FR3C••••	803	A210•-24	61	AC•••	131
855231.....	296	90FR3C••••F	803	A210-120	61	AC•••EZ	133
855A	217	90FRC••••	802	A210-120TC	64	AC1	284
856-•	217	90FRC••••F	802	A210-24	61	AC200TUBE	159
856-••	217	90IRC••••	802	A210CR-•	64	AC7	168
860.....	218	90IRC••••F	802	A210PZH-24	64	ACB304	257
861-••	218	90IRC4025G	802	A3•••••UC	728	ACL•	169
875-4	842	90IRC4025GF	802	A3•••••UC	728	ACL8	284
875-5	842	90ISCS4025F	804	A315100••	728	ACPSO150	757
8-DBHU-8	704	90PPA•••	184	A315-50•••	728	ACPSO150F	757
8-DCAP	706	90PPC•••	184	A325100•••	728	ACPSO150S	757
8-DELU-8	705	90PPD•••	184	A325-50•••	728	AD•••	136
8-DFC-•	703	90PPF•••	184	A5•••••UC	729	AD•••EZ	137
8-DFE-8	704	90SCS4025F	804	A5•••••UC	729	AD400ALEZMTC	56
8-DFPLUG	706	90TCS••••F	806	A5•••50RAF	746	AD90400••	154
8-DMC-•	703	90TCS••••F-••	806	A5••U••CBF	729	ADA••••	149
8-DME-8	704	915•	524	A510100•••	729	ADA••••EZ	149
8-DRATT-12	704	94••U••••	302	A510-50•••	729	ADD•••	150
8-DTMT-•	705	968.....	75	A515100•••	729	ADD••••	150
8-DTTM-••	705	96P•LJ15	88	A515-25•••	729	ADPW	557

Part Number Index

Page #	Page #	Page #	Page #
ADS•GR 63	AMF•• 362	ATCS40 55	B16•••S 454
ADS400 160	ANH•• 285	ATCT•• 56	B16••S 454
ADS4GR 63	ANH••• 285	ATN100X7 52	B16•63 446
ADV150F 836	ANSI•• 693	ATS••••H 325	B16W-G••• 607
AFC•••F-TGWP 787	ANT••• 759	ATS7838F 325	B17••••S 454
AFN••• 756	ANT•••F 759	ATS7838M 325	B17•••S 454
AFN•••NST 756	APN•••• 680	ATTFST40CS 115	B17•63 447
AG•• 685	APRD•••F 833	AV••• 817, 820	B18••AG 387
AG•BF• 458	AQ62DOT• 326	AV•••• 817	B18••AGMB 387
AG•BF•-PV 458	AQ64DOT• 327	AV••••I 819	B18••MG 387
AG•DC 458	AQ68DOT•X• 326	AV••••RBR 817, 820	B18••MGMB 387
AG•F• 458	AQ69DOT•X• 326	AV•••S 817	B19MPX-R••• 597
AG•F•-PV 458	AQ69DOTS•X• 326	AV••••W 831	B19WB-G••• 607
AG•OF• 458	AQ71DOTS•X• 327	AV••••WR 820	B19WV-R••• 597
AG•OF•-PV 458	AQ72DOTS•X• 327	AV5-250F 818	B19WX-R••• 597
AH••• 143	AR20831 868	AV5-250NYFD 818	B22WB-G••• 607
AH•••EZ 144	AR3000-A2 864	AVAPR•••F 834	B23BMP-G••• 565
AHA••••ADP 781	AR3500 867	AVAPR•••F-I 834	B23BMP-R••• 565
AHA••BSP••T 655	AR5000-1 868	AVAPRF••• 834	B23BMP-R•••• 565
AHDBF75 557	AR503830SSP 876	AVAPRF••••I 834	B24HS-G•• 619
AHGV250F 824	AR-BROOM16 867	AVF••• 817, 820	B24HS-G••• 619
AHGV250F-H 824	AREP400AS 813	AVF••••I 819	B24PS-G•• 619
AHGV250F-I 824	AR-REEL100 878	AVF5-250 818	B24PS-G••• 619
AHW 795	ARSMSA•••F 776	AVG250F 818	B24PV-G••• 598
AHWPT 796	ARTEL18A 863	AVG250G 818	B24RG-G•• 620
AK3526-300FL 753	ARTEL-BELT 863	AVGF250 818	B24RG-G••• 620
AK4450NST 753	ASB•• 285	AVN••••-200 695	B24RPH-G•• 620
AKSP1 284	ASB••• 285	AWR14 284	B24RPH-G••• 620
AKSP25 284	ASBDV•• 829	AWR4 284	B24RV-G••• 598
AL••• 862-864, 867, 868	ASC••• 285	AWS6 284	B25-G••••• 620
AL•••XX 862	ASHV1015F 836	AWSG 854	B25-G•••••• 620
AL455F 864	ASP••BV 444	AWSG-TG 857	B25-G••••••• 620
AL9 861	ASP310•-40 365	AWSG-W 854	B28••AG 388
ALC•••EZ 124	AST• 186		B28••AGMB 388
Alpha Numeric.....	AST•• 186	B• 67, 70, 74	B28••MG 388
ALTG•••F 903	ASTB•• 187	B•• 67, 70, 74, 75	B28••MGMB 388
AL-TPR•••• 867	ASTB••• 187	B••SC 69, 361	B28AMP-R••• 572
AM• 279, 361	ATC40ASSAPI 57	B07•••AG 403	B28BMP-R••• 572
AM•• 279, 280	ATC40ASSDDA 57	B07•••MG 403	B28WA-R•••P 605
AM••WF 280	ATCA40 55	B07-202•GC 403	B28WA-R•••U 610
AM•SWIV 283	ATCF40 55	B08-02AG 375	B28W-R•••P 605
AM11WF 280	ATCF40-90 55	B08-02AGMB 375	B28W-R•••U 610
AM11WF-1 280	ATCG40-90 55	B11••WJC 425	B2CM-G••• 600
AM7T 283	ATCGF40 55	B11••WJCR 425	B2CMP-G••• 568

	Page #		Page #		Page #		Page #
B2CMP-R••	568	B31W-G•••••P	604	B5101-RKS•••	630	B7RMP-R•••••	570
B2CMP-R•••	568	B31W-G•••••U	609	B5101-RKV•••	630	B7RMP-R••••••	570
B2CM-R•••	600	B31WMP-G•••••	564	B5101S•••CC-A	629	B7RWWW-G•••••P	603
B2E-G•••	588	B31WMP-R•••••	564	B5101S•••CC-B	629	B7RWWW-G•••••U	608
B2F-G•••	588	B31W-R•••••P	604	B5101S•••CC-C	630	B7RWWW-R•••••P	603
B2FMP-14-G•••	569	B31W-R•••••U	609	B5101V•••CC-A	629	B7RWWW-R•••••U	608
B2FP-G•••	600	B31W-R•••••P	604	B5101V•••CC-B	629	B7W-G•••P	603
B2KM-G•••	601	B31W-R•••••U	609	B5101V•••CC-C	630	B7W-G•••U	608
B2KMP-G•••	569	B31W-R•••••P	604	B5102E•••A	631	B7W-R•••P	603
B2KMP-R••	569	B31W-R•••••U	609	B5102-RKE•••	631	B7W-R•••U	608
B2KMP-R•••	569	B3214MP-G•••••	571	B5102-RKS•••	631	B7W-R•••P	603
B2KM-R•••	601	B3214MP-R•••••	571	B5102-RKV•••	631	B7W-R•••U	608
B2KS-G•••P	601	B32W-G•••••P	604	B5102S•••A	631	B7WWW-G•••P	603
B2KS-G•••U	606	B32W-G•••••U	609	B5102V•••A	631	B7WWW-G•••U	608
B2KS-R•••P	601	B32W-R•••••P	604	B5107-RKE800	630	B7WWW-R•••P	603
B2KS-R•••U	606	B32W-R•••••U	609	B5115-RKS•••	632	B7WWW-R•••U	608
B2KS-R•••P	601	B32W-R•••••P	604	B5115S•••BB-C	632	B9MP-G•••	571
B2KS-R•••U	606	B32W-R•••••U	609	B5115S•••CC-C	632	B9MP-R•••	571
B2S-G•••P	600	B3401-•••	519	B5416MP-A•••	613	B9WWWWW-G•••P	605
B2S-G•••U	606	B3401-••••	519	B5416MP-A100150	613	B9WWWWW-R•••P	605
B2S-R•••P	600	B3455-•••	519	B54BMP-GL•••	614	BA••	235
B2S-R•••U	606	B3455-••••	519	B54BMP-LX•••	614	BA•••	236, 237
B2S-R•••P	600	B3800-•••	519	B54BMPLX-R•••	614	BA•F•F	653
B2S-R•••U	606	B3800-••••	519	B54BMP-R•••	613	BA31-•••	9
B2SXL••-R•••	602	B3801-•••	519	B54BMP-R•••X	613	BA32-•••	9
B2WCL-G•••P	600	B3801-••••	519	B54BMP-SK•••	613	BA61-•••	9
B2WCL-G•••U	606	B38SL-G•••	611	B54BMPS-R•••	614	BA62-•••	9
B2WCL-R•••P	600	B38SL-R•••	611	B54BMP-VK•••	614	BA776	235
B2WCL-R•••U	606	B38W-R•••	611	B54G-P•••	613	BA97•	237
B2WCL-R•••P	600	B45AB-R•••	635	B6-1	70	BAC-•••	9
B2WCL-R•••U	606	B45AB-R100150	635	B72G-•AG	411	BAS97•	237
B2WK-G•••P	601	B45BC-R•••	635	B72G-•AG-MB	411	BB•	74
B2WK-G•••U	607	B45BC-R100150	635	B72G-•MG	411	BB••	67
B2WK-R•••P	601	B45BY-R•••	634	B72G-•MG-MB	411	BB•••	129
B2WK-R•••U	607	B45BY-RK•••	634	B73G-•AG	412	BB••EZ	129
B2WK-R•••U	607	B45BY-SK•••	634	B73G-•AG-MB	412	BB3-0•AG	374
B2WUL-R•••P	605	B45BY-SKV•••	634	B73G-•MG	412	BB3-0•AGMB	374
B2WUL-R•••U	610	B45BY-TB•••	634	B73G-•MG-MB	412	BB3-0•MG	374
B2WUMP-R•••	572	B45CC-R•••	635	B74G-•AG-MB	412	BB3-0•MGMB	374
B3114MP-G•••••	571	B45CC-R100150	635	B74G-•MG-MB	412	BBFVW•••	545
B3114MP-R•••••	571	B5101E•••CC-A	629	B7MP-G•••	570	BBFVW•••E	545
B3114MP-R••••••	571	B5101E•••CC-B	629	B7MP-R•••	570	BBLV••	361, 529
B3115F-G•••••	588	B5101E•••CC-C	630	B7MP-R•••	570	BBLV•••	529
B31TP-G•••••	588	B5101-RKE•••	630	B7RMP-G•••••	570	BBN•••-UL	850

Part Number Index

Page #	Page #	Page #	Page #
BBN75-UL 850	BF302-..... 618	BIC150 815	BOC-T.. 892
BBU..... 74	BFC... 546	BID250..... 814	BP..... 676
BBU.. 74	BFC.... 546	BIDC250 815	BP.....T... 676
BBV.. 528	BFL... 214	BIDP250 815	BPF.. 220
BBV...DTW 534	BFM...B 214	BIE150 815	BPF... 220, 547
BBV...DW 533	BFMW... 214	BIF250..... 814	BPFS.. 221
BBV...DWV 533	BFN... 748, 850	BIT-KIT 861	BPM..... 221
BBV...FP 528	BFN...NST 746, 748, 850	BL... 841	BPM.. 221
BBV...LV 530	BFN100-FM 850	BL...NS 841	BPN.. 219
BBV...SR 529	BFN150-UL 850	BLCA152CS 168	BPN... 219
BBV...ST 530	BFN75 748	BL-RK..... 841	BR.... 650, 883
BBV...TW 534	BFN75-FM 850	BL-RK.. 841	BR...B 651
BBV...VT 530	BFN75GHT 748, 850	BL-RK... 841	BR...FS 651
BBV...DTW 534	BFNE150 748	BLS.. 198	BR...G 650
BBV...LV 530	BFNE150NST 748, 851	BLS... 198, 233	BR...SS 651
BBV..SR 529	BFNE150-UL 851	BLS...NST 199	BR1BF-B-E-7 321
BBV..ST 530	BFO... 910	BLS..NST 199	BR1F-B-E-7 321
BBV..TW 534	BFP200 835	BLS8*8 198	BR1GM-B-E-7 321
BBV..VT 530	BFS.. 209	BLT..... 697	BR1M-B-E-7 321
BBV100 528	BFS... 209	BM..... 206, 232	BR1S...-B-E-7 321
BBV75FP 528	BFVL... 545	BM.. 206	BRN150NST 749
BC.. 230	BFVL...E 545	BM-.. 206	BRN150NST-I 749
BC... 131	BFVW... 545	BMA... 237	BRN150S-I 749
BC...EZ 133	BFW... 214	BMAS... 853	BRN150-UL 749
BC61-... 9	BFW.... 214	BMS..... 72	BS.. 75
BC62-... 9	BGB..... 66, 67	BMS.. 72	BS... 195, 197
BCC-... 572	BGB.. 66, 67	BMV.. 529	BS-..... 618
BCF.. 230	BGE.. 369	BMV100 529	BS..... 618
BCM.. 230	BGE6 369	BN..... 750, 853	BS..... 618
BCN.. 658	BGF.. 66	BN.. 207, 750, 853	BS..N 195
BCN... 658	BGH.. 231	BN... 207, 547	BS61-... 9
BCN75 361	BGHF.. 231	BN.... 547	BS62-... 9
BCP... 9	BGHM.. 231	BN...RU.. 227	BS8*8 197
BCV... 554	BGV.. 543	BN...RU..SS 227	BS808 230
BCW... 606	BGV... 543	BN..BSPT 208	BS818 230
BD 74	BH... 143	BN..F 750, 853	BSA.. 853
BD... 136	BH...EZ 144	BN..NYFD 853	BSB.. 285
BD...EZ 137	BH6 161	BN..RU.. 227	BSB.. 889
BDS.. 519	BHSC152 161	BN..RU..SS 227	BSB... 285
BEC.. 695	BHSC175 161	BNH.. 285	BSB-... 889
BF.. 208	BHSC34 161	BNH... 285	BSB-... 889
BF... 208, 214	BHT.... 665	BNS.. 853	BSB..T 889
BF.... 214	BIA250..... 814	BNS..SS 853	BSB..T... 889
BF30-..... 618	BIB250..... 814	BNT...F 750	BSB-20Z 889

	Page #		Page #		Page #		Page #
BSC...	285	C...	687	CB	67	CI9311SML	900
BSCCQ-R...	617	C...BU	687	CB6-AG	387	CI96	900
BSCCQ3-R...	617	C...BU	687	CB6-AGMB	387	CI96AH	900
BSCCQ4-R...	617	C03-0A	376	CB6-MG	387	CILR...	104
BSCCS-R...	617	C03-0AMB	376	CB6-MGMB	387	CILR-0CS	103
BSM...	659	C03-0M	376	CBB...	194	CJ-BF-B	316
BSO150-H	750	C03-0MMB	376	CBC...	232	CJ-BM-B	316
BSO150NST	750	C08-02A	376	CBSR...	104	CJ-BM-LG	316
BSO150S	750	C11-A	428	CC	70	CJ-F-B	316
BSS61...	9	C11-M	428	CC...	886	CJ-M-B	316
BSS62...	9	C119-A	428	CC...B	886	CJ-M-LG	316
BST	186	C119-AMB	428	CCF...	282	CJ2BF-LG	316
BST...	186	C119-M	428	CCH50	881	CJ2F-LG	316
BSVD-HC...B...	638	C119-MMB	428	CD	74	CJ2M2-B	370
BSVS-HC...B...	638	C16-A	391	CDMHCB...	808	CJ3BF	316
BTB-T...	892	C16-AMB	391	CF...CS	112, 113	CJ3BM	316
BTB-T...Z	892	C16-M	391	CF...SS	112, 113	CJ3F	316
BTN75	750, 858	C16-MMB	391	CF...CS	112, 113	CJ3M	316
BU	74	C18-A	392	CF...SS	112, 113	CL...	882
BU...	74, 75	C18-AMB	392	CF400-CSHD	117	CL... ..	882
BV2	550	C18-M	392	CF400-CSHD	117	CM-F	498
BV2CV...CC-A	627	C18-MMB	392	CFB...S	755	CM-F-B	498
BV2GG...CC-A	628	C2	268	CFB...NST	755	CM-M-B	498
BV2IC...WW-A	538	C26-A	392	CFB...S	755	CM-M-B-L	498
BV2IGN...11-A	537	C26-AMB	392	CFB75GHT	755	CM-M-B-L..	498
BV2IGN...33-A	537	C26-M	392	CFFR150	756	CM3M2-B-L11.5	498
BVDSO...	758	C26-MMB	392	CFFR150NST	756	CMF...	444
BVDSO...NST	758	C28-A	393	CFG...NST	755	CN	22
BVFS...	556	C28-AMB	393	CFG...S	755	CN...	658
BVSO...	758	C28-M	393	CFR...	743	CN...B	657
BVSO...NST	758	C28-MMB	393	CFR47-1...	743	CN...G	658
BVSO150-125	758	C31-A	393	CFR47-150...	743	CN...SS	658
BVSO150NST-125	758	C31-AMB	393	CFR47-C	743	CNB75GHT	761, 859
BVTSO150	758	C31-M	393	CFS800-CS	78, 116	CNB75GHT-GD	761, 859
BVTSO150-200	758	C31-MMB	393	CG...	266	CN-P	22
BVTSO150NST	758	C31-08FRAME	395	CGN...NST	752	CN-PLUG	22
BVTSO150NST-200	758	C33112	878	CGSN...F	752	CPV...F	835
BWSG	854	CAB...	194	CGSN...S	752	CR	271
BWSG-TI	856	CAB...N	195	CH-B	168	CR-C	22
BWSG-W	854	CAL...	169	CH-B...	168	CR-CAP	22
BZ4051	45	CAMOPENER	906	CH-C...	168	CR-S	22
BZ4051S	45	CAP...F-C	784	CH-SS...	168	CRWC	271
		CAP...F-C-LH	784	CH-SS...	168	CS...	266
		CAP...S-C	784	CI9	900	CS...AL	110, 111
C...	687						

Part Number Index

	Page #		Page #		Page #		Page #
CS...-CS	110, 111	D...U	443	D825-50...	730	DCP...	307, 312
CS...-SS	110, 111	D...SC	558	D8325Y50RAF	730	DCP... ..	297, 298, 308, 314
CS...-AL	110, 111	D•B•	311	DAA...AL	16	DCP...L	311
CS...-CS	110, 111, 192	D•BF•	307	DAA...ALFL	16	DCP...S	307
CS...-SS	110, 111	D•BM•	307	DAB•	845	DCP...SWIV	298
CSB...	195	D•F•	307	DAB••	845	DCP•SWIV	303
CSC-T...-1	893	D•M•	307	DAC....	845	DCP2023B	307
CSC-T...-2	893	D•M•-B	307	DAC...AL	15	DCP20B	307
CSCTF25F30T•	810	D150SDB	855	DAC...ALBSP	15	DCP210•B	307
CSCTM25F30T•	810	D150S-WAND	855	DADC250	16	DCP214••	308
CSES150F	799	D18-04M	394	DADP250	15	DCP37SWIV	305
CSES150T	799	D18-04MMB	394	DATL...	363	DCS•	309
CSES2015F	799	D2••	311	DATL...W	363	DCS••	308, 309
CSM...	195	D201	369	DAWS••	845	DCS... ..	310
CSN75	858	D201RT	368	DB•	71	DCS...•F	805
CSS...-•CS	192	D204-30	367	DB••	71	DCS...•F••	805
CSS...-CS	192	D204-30P	367	DBA...•••	7	DCS4025F••	805
CSSR...-3A	104	D204-30SB	367	DBAF...•••	7	DD	74
CSSR...CS	103	D263	736	DBAF...••••	7	DDA...•••105	12
CSSR250	104	D263F	736	DBAV73-2030	8	DDA...•••105FL	12
CSSTF...F•T•	809	D28••MMB	394	DBC...•••	6	DDA...AL	12
CSSTM25F30T•	809	D2B2-B	311	DBC...•••-GL	6	DDA...AL...TTMA	12
CT...L	262	D2C...•••	8	DBCL...••	6	DDA...ALFL	12
CTER...	104	D2F•-B	307	DBGV••	543	DDA...BR	12
CV...	555	D2S•-B	308	DBGV...••	543	DDA...BRFL	12
CVS••	168	D34••	362	DBS...•••	6	DDA...SS	12
CVV•BF••	492	D3S•	298	DBV-BL...••	691	DDA...SSFL	12
CVV•DC	493	D-4HF4-S-FNS	449	DBV-BN...••	691	DDC...•••105	11
CVV•F••	492	D-4HF4-S-FSB	449	DBV-WB...••	691	DDC...AL	11
CVV•BF•	492	D-4HF4-SS-FNS	449	DC...L	306	DDC...BR	11
CVV•DC	493	D-4HF4-SS-FSB	449	DC...LSE	301	DDC...SS	11
CVV•F•	492	D605	369	DC...SE	301	DDC...SSFL	11
CVV•FM...••	492	D6S•	298	DC•S	308, 309	DDC400AL164TTMA	11
CVV•OF•	492	D75AL	558	DC•SE	301	DDDC...••	12
CWG-C...••••	896	D8••Y100RAF	730	DC•SE	301	DDDC300105	12
CWG-S...••••	896	D8••Y50RAF	730	DC1045S	310	DDDP...••	11
CWH50	879	D815100...••	730	DC2...S	310	DDDP300105	11
		D815-25...••	730	DC9S	309	DDSA...SS	13
D••	361, 550, 558	D815-50...••	730	DCB••	308, 309	DDSC...SS	13
D...••	372	D815Y100RAS	730	DCB...•••	309	DDT1	905
D...••••	736	D815Y50RAS	730	DCB...••••	308-310	DEFN075	849
D...••••F	736	D817Y50RAF	730	DCL••	904	DF16...•••	797
D...R	443	D825100...••	730	DCM1	905	DFC••	706
D...S	443	D825-25...••	730	DCP••	297, 316	DFC...••	706

	Page #		Page #		Page #		Page #
DFG•	372	DIN-SMS90/155SP	582	DMXL••	205	E73•••-MB	417
DFN•••	847	DKC1	298	DN••	706	E73••A	417
DFN100••-NC	846	DL••	275, 523	DN••	706	E73••M	417
DFN100••-NPNF	846	DL•••	275	DN7•OBF	848	E74••A	417
DFN100•F	846	DL••••	261	DN7U•BF-NC	848	E74••A-MB	417
DFN100F-NC	848	DLB12	76	DN7U•BF-NPNF	848	E74••M	417
DFN100F-NPNF	848	DLS••••	261	DNOG•	849	E74••M-MB	417
DFN100-NC	847	DM•	205	DNOG5-NL	849	EA•F•	497
DFN100-NPNF	847	DM••	205	DP2-01•••	398	EC•••	695
DFP••••	764	DM•••	205	DPW	557	EK602•	429
DFP••••F	764	DM•••••RAF	873	DRC••	706	EK602VB	429
DFP••••F-D	764	DM•••••RAS	873	DRC•••	706	EL••••••	255
DFP••F•S	764	DM•••••RAT	873	DRK15	905	EL•••••••	251, 255
DFR••••	764	DM•••••UC	873	DRP-85-059	397	EL••H•M	210
DFR••••F	764	DM••••RAF	873	DSB••	203	EL•F•F	660
DFVS••	204	DM••••RAS	873	DSBV••	535	EL•H•M	210
DG•••	440	DM••••RAT	873	DSBV•••	535	EL•H•MSS	210
DG•••	440	DM••••UC	873	DSCV••	556	EL45••	663
DG••••	440	DM•••100GAX	873	DSCV•••	556	EL45•••	663
DGA••SS	14	DM•••50GAX	873	DSK•••	904	EL90••	660
DGA••SS••	14	DM150SDB	855	DST••	203	EL90•••	660
DGA••SSFL	14	DMH••••	778	DSTW	906	EL90•••B	660
DGC••SS	14	DMH•••••D	780	DTW•••	737	EL90•••FS	660
DGDC••	14	DMH•••••F	778	DWG050	856	EL90•••G	660
DGDP••	14	DMH•••••F-D	780	DWL100	906	EL90•••SS	660
DGH7	239	DMH•••F•F	778	DX••••	743	EL90••FS	660
DGH7C	239	DMH•••F•F-D	780	DXHDR25HC	741	EL90••G	660
DGH7CSS	239	DMH•••F•S	778	DXHDR25PB	741	EL90••SS	660
DGH7CV	239	DMH•••F•S-D	780	DXHDRC25HC	741	ENBG1	368
DGH7P	239	DMH•••S•S	778	E•F••	495	ENBL	22
DGH7PSS	239	DMH•••T•S	778	E•F•••B	495	ENBL-P	22, 26
DGH7SS	239	DMH•••T•T	778	E•F•••S	495	ENBL-P•	26
DGH7V	239	DMH20DR20	558	E•M••	495	ENBL-PLUG	22
DGHW7	239	DMOCA••225F	812	E•M•••B	495	ER••••	737
DGLBV••	544	DMP••••	781	E•M••••B	495	ER•••••	737
DGLBV•••	544	DMP•••••F	781	E•BF••B	495	ERJ	22
D-H4F4-S	449	DMP•••F•S	781	E•F•	495	ERJ-C	22
D-H4F4-SS	449	DMP•••F•T	781	E•F••B	495	ERS	22
D-H4F4-SV-8	449	DMP•••S•T	781	E•F••S	495	ERS-C	22, 26
DHR•	900	DMR••••	781	E•M•	495	ERS-C•	26
DHS•••••	895	DMR•••••F	781	E•M••B	495	ERS-CAP	22
DHS159-1•••	895	DMR•••F•S	781	E•M••S	495	ETP	901
DHS90•••	895	DMR•••F•T	781	E•S•	496	EVGR•••	287
DIN-SMS-60/90SP	582	DMR•••S•T	781	E•S••B	496	EVNPT•••	287

Part Number Index

Page #	Page #	Page #	Page #
EVNPT75 287	F26-•MMB 377	FBSO150• 759	FHR-C1 740
EVNPTGR100200 287	F28-•A 378	FBSO150-PG 759	FHR-V• 740
EVNPTGR200 287	F28-•AMB 378	FBV•• 531	FJB-••• 890
EVNPTSL100 287	F28-•M 378	FBV••• 531	FJB-20Z-20 890
EVSL100 287	F28-•MMB 378	FBV•••SE 532	FJC-••• 890
F• 263, 267	F30-•A 378	FBV••SE 532	FJC-20Z-20 890
F•• 263, 267	F30-•AMB 378	FBVG•• 532	FJC45-•••• 891
F••• 263, 267	F30-•M 378	FBVG••• 532	FJC45-20Z-20 891
F•••• 90	F30-•MMB 378	FBVL•• 531	FJC90-•••• 891
F••••• 90	F35-0•AMB 378	FBVL••• 531	FJC90-20Z-20 891
F-•E-SKIT 496	F35-0•MMB 378	FC••• 783	FJC-T•• 892
F-•G-•••• 105	F-4EA-SKIT 497	FC•••• 253, 255	FJR-T•• 892
F-•H-SKIT 451	F-4N-SKIT 292	FC••••• 249, 255	FJS-•••• 890
F-•V-SKIT 466	F602-•4A 424	FC•••••ST••• 249	FJS-20Z-20 890
F•E-SKIT 496	F602-•8A 424	FC••••ST•• 254	FJS45-•••• 891
F•H-SKIT 451	F602-•BJ 424	FC••F 783	FJS45-20Z-20 891
F•V-SKIT 466	F602-•BJR 424	FC••F• 783	FJS90-•••• 891
F03-0•A 373	F602-•WJ 424	FC••F-D 786	FJS90-20Z-20 891
F03-0•AMB 373	F602-•WJR 424	FCB48 746	FL••• 90
F03-0•M 373	F72G-•A 404	FCM••• 253	FL•••• 90
F03-0•MMB 373	F72G-•A-MB 404	FCSB••• 195	FLBV••CS 541
F07-•••A 403	F72G-•M 404	FCSM••• 195	FLC0318-•• 718
F07-•••M 403	F72G-•M-MB 404	FD47-C2 742	FLC0319-•• 718
F07-200•C 402	F73G-•A 405	FD47IR-150-100 742	FLC2402-•••• 716
F08-0•M 373	F73G-•A-MB 405	FFB••• 548	FLC2403-•• 717
F08-0•MMB 373	F73G-•M 405	FFC••• 548	FLC2404-•• 716
F08-02A 373	F73G-•M-MB 405	FFH••••F 762	FLC2404-•••• 716
F08-02AMB 373	F74C-•A-MB 406	FFH••F•F 762	FLC2405-•• 717
F16-••A 377	F74G-•A 405	FFH••T•S 762	FLC2405-•••• 717
F16-••AMB 377	F74G-•A-MB 405	FFH25T25F 762	FLC2500-•• 718
F16-••M 377	F74G-•M 405	FFN••• 759	FLC2501-•• 717
F16-••MMB 377	F74G-•M-MB 405	FFN••NST 759	FLC2501-•••• 717
F17-•••A 406	F74H-•A-MB 406	FFN75GHT 759	FLC2603-•• 718
F17-•••M 406	F74V-•A-MB 407	FFS••• 548	FLG•••E 693
F18-••A 377	FA•• 693	FGH•• 879	FM••• 680
F18-••AMB 377	FAB••• 194	FHCS150 797	FM•••• 680, 771
F18-••M 377	FAB•••N 195	FHHR-• 744	FM••••F 771, 772
F18-••MMB 377	FAPRAV250F 833	FHHR-C 744	FM••••F-D 770
F18-C00• 406	FAPRAVF250 833	FHHR-C• 744	FM••••T 771, 772
F23-04M 395	FAPRAVG250• 833	FHPR150 745	FM••F•F 771, 772
F26-••A 377	FAPRV•250 833	FHPR150-••CBF 745	FM••F•F-D 770
F26-••AMB 377	FBB••• 194	FHPR150-100CBF 745	FM••F•S 771, 772
F26-••M 377	FBSO100• 759	FHPR2515 745	FM••F•S-D 770
	FBSO100-PG 759	FHR-C 740	FM••F•T 771, 772

	Page #		Page #		Page #		Page #
FM•F•T-D	770	FNG••NST	754, 852	FRXCAP	20	FT••SS	664
FM•S•	771	FNG••S	754, 852	FS•	263	FT•B	664
FM•S•F	771, 772	FNPSO150••	760	FS••	263	FT•FS	664
FM•S•F-D	770	FNS	21	FS•••	263	FT•G	664
FM•S•T	772	FNS2	21	FS2403•	502	FT•SS	664
FM•S•T-D	770	FNSID	21	FS2403••	502	FT6••	31
FM30T25F	772	FO•	263	FS2404•••	502	FT6••••	31
FMB•••	680	FO••	263	FS2404••••	502	FT600	31
FMB••••	680	FO•••	263	FS2408•	503	FT600•	31
FMBTFLY•F•F	838	FOS•	263	FS2408••	503	FT600S-4	31
FMBV•F•F	828	FOS••	263	FS2501•••	503	FT600SC	31
FMBV•S•S	828	FOS•••	263	FS2501••••	503	FT620•	31
FMF•••	513	FP••	788	FS2603•	503	FTH100	747
FMF••••	513	FP••••	257	FS2603••	503	FVFA••	204
FMF••••-45	513	FP•••••	251, 257	FS304C•	503	FVL••	204
FMF••••-90	513	FP••F	788	FS304C••	503	FVS••	204
FMF•••-45	513	FP••F•	788	FS6400•••	502	FVSP••	204
FMF•••-90	513	FP••F-D	788	FS6400••••	502	FWV•F•F	826
FMGR•F•F	837	FP475S	753	FS6500•••	502	FWV•S•S	826
FMI••••	256	FP500•	753	FS6602•	503	FX1500	20
FMI•••••	256	FR3C••••	803	FS6602••	503	FX1500P	20
FMI••••••	256	FR3C6025F	803	FS6602•••	503	FX1500PLUG	20
FMR•••	680	FRA	19	FS6801•••	502	FX1500S	20
FMR••••	680	FRA-C	19	FS6801••••	502	FX1500SP	20
FMR•••••	256	FRA-NI-C	20	FSA••••F	789	G•••••HRPSS	178
FMR••••••	256	FRC4025	801	FSA••••S	789	G•••••00	699
FMR•••••••	256	FRC4025F	801	FSA••••T	789	G•••••A••	177
FMS•••	680	FRC6025	801	FSB	21	G•••••AA••	176
FMS••••	680	FRC6025F	801	FSCV••	555	G•••••C••	177
FN••NST	749, 851	FR-CAP	19	FSCV•••	555	G•••••DA••	176
FN••S	749, 851	FRP-95•••	366, 397, 398	FSGLBV••	544	G•••••E	696
FN600	19	FRP-96•••	397	FSGLBV•••	544	G•••••E••	177
FN600B	19	FRRE-T••	893	FSGR•••F	837	G•••••T	696
FN600BL	19	FR-RS	19	FSGV••	543	G•••••V	696
FN600BL-NI	20	FR-RS-C	19	FSGV•••	543	G•••••A••	170
FN600B-PLUG	19	FR-RS-R	19	FSGV•••F	825	G•••••AA••	176
FN600S	21	FRR-T••	893	FST••	189	G•••••A-ALNST	179, 782
FNB••NST	749, 851	FRS	19	FST•••	189	G•••••B••	171
FNB••S	749, 851	FRS-C	19	FST••CS	115	G•••••B••••	171
FNB75GHT	749, 851	FRSGX••	894	FSW•	797	G•••••B-ALNST	179, 782
FNB75GHT-GD	761, 859	FRSGX110	894	FT••	664	G•••••BL	691
FNB75S	749, 851	FRT••••	665	FT•••	664	G•••••C••	172
FNBE150NST	754, 852	FRX	20	FT•••FS	664	G•••••C••••	172
FNBE150S	754, 852	FRX-C	20	FT•••G	664		

Part Number Index

Page #	Page #	Page #	Page #
G...C...CR 108	GB• 66, 67	GL... 361, 431, 436	GSTC• 188
G...D... 173	GB•• 66, 67, 109	GL...FG 434	GSTC•• 188
G...D.... 173	GB6-1 66	GLBR•• 439	GW DGV250F 821
G...D-ALNST 179, 782	GBA•• 76	GLBR... 439	GWH... 908
G...DC... 175	GBB•• 76	GLBR... 439	GWH1-00R 908
G...DC.... 175	GBR•• 433	GLBR...-4 439	GWH-C 908
G...DD... 176	GBR... 433	GLBR...-4 439	GWHC-FF 908
G...DP... 175	GBR... 433	GLBR...-4 439	GWHZ... 909
G...E 696	GBRW•• 439	GLBR100004 439	GWHZ...-R 909
G...E... 174	GBRW... 439	GLBRC•• 439	H•• 686
G...E...CR 109	GBRW... 439	GLBRC... 439	H... 99, 686
G...F... 174	GBRW30R 439	GLBRC... 439	H...-BU 98
G...F-ALNST 179, 782	GC• 66	GLP... 437	H...-BU 686
G...HRP 178	GC... 431, 436	GLS... 437	H...Y50SZ 734
G...HRPSI 178	GDB• 68	GLSC... 437	H...Y50UC 734
G...HRPSS 178	GDB... 68	GLSS•• 438	H...BF... 448
G...N 691, 696	GDF• 76	GLSS... 438	H...BF...-B 448
G...T 691, 696	GDF... 76	GLSS... 438	H...BF...-S 448
G...V 696	GDL• 76	GLSS... 438	H...BF...-SS 448
G...VB 691	GDL... 76	GLSSC... 438	H...BU 686
G...A... 170	GF• 66	GM• 68	H...DC-A 450
G...B... 171	GF... 66	GM... 68, 361	H...F... 448
G...C... 172	GF... 66	GMAS• 69	H...F...-B 448
G...D... 173	GF...P• 68	GMAS... 69	H...F...-S 448
G...DC... 175	GF...P• 68	GNB75GHT 761, 859	H...F...-SS 448
G...DP... 175	GF26-1 66	GPA-95... 399, 400, 401	H...BF... 447
G...E... 174	GFAS• 69	GPA-95-292 902	H...BF...-B 447
G...F... 174	GFAS... 69	GPA-96... 400, 401	H...BF...-S 447
G...HRP 178	GFN150 758	GPA-97... 401	H...BF...-SS 447
G...HRPSI 178	GFN150NST 758	GROOVLUB32 697	H...DC-A 450
G...00-AL-AL 178	GFR• 21	GRP-95... 397-399, 401	H...F... 447
G...00-DL-AL 178	GFR... 21	GRP-96... 397-399, 401	H...F...-B 447
G10 58	GFR1• 21	GS...-4 431	H...F...-S 447
G3050 44	GFR1... 21	GS...-4 431	H...F...-BOP 453
G400...LT-AL 177	GH... 73	GS...-4 431	H...F...-S 447
G5... 94	GHC7 238	GSAFETYCLIP 178	H...F...-SS 447
G75HRPSS 178	GHGN 241	GSS... 432	H...F...-SS-BOP 453
G9 58	GHN75 756	GSS... 432	H...M... 447
GAM• 281	GHN75-B 756	GSS... 432	H...M...-S 447
GAM... 281, 282	GHV 240	GSS... 432	H...OF... 447
GAS...NO 139, 190	GHY 240	GSS...-4 432	H1DC 450, 478
GAS...NOS 140, 191	GHYV 240	GSS...-4 432	H4F4-HV 449
GAS...TO 91	GIBFV... 695	GSS...-4 432	H5... 94
GAW 796	GJ... 76	GSS...-4 432	H5...-BU 94

	Page #		Page #		Page #		Page #
H5••NST	94	HBC•S	265	HPBV••	540	HSTBC••••	273
H5••R100UC	732	HC30143	746	HPBV•••	540	HT••BF••	470
H5••R50UC	732	HC90	888	HPBV•••SAE	540	HT••F••	470
H515R100•••	732	HC90RB	888	HPBV•••3WAY	540	HT••OF••	470
H515R50•••	732	HD1••	524	HPBV••SAE	540	HT•BF•	470
H52••A	94, 96	HDBF75	557	HPBV••SS	540	HT•BF••	470
H52••A-BU	94, 96	HDPE•••	698	HPFN150	748, 850	HT•BF••SS	470
H52••L-A	96	HDPE•••BU	698	HPFN150NST	748, 850	HT•BF•SS	470
H52••L-A-BU	96	HDSSF75	557	HPSG	861	HT•DC	471
H525R100•••	732	HFN•••	748	HPSGHD	861	HT•F•	470
H525R50•••	732	HFN•••FM	850	HPSGL	861	HT•F••	470
H57••	98	HFN•••NST	748, 850	HPSGW	861	HT•F••SS	470
H610Y50•••	734	HFN150NYFD	850	HR	23	HT•F•SS	470
H615Y50•••	734	HFN-P•	26	HR1610	744	HT•JB•	471
H625Y50•••	734	HFR-C•	26	HR1610••	744	HT•M•	470
HA••••	767	HGB•••NST	749, 851	HR-C	23	HT•OF•	470
HA••••ADP	781	HGB100S	749, 851	HRC•••	524	HT•OF••	470
HA••••D	769	HGCFB•••NST	755	HR-CAP	23	HT•OM•	470
HA••••F	767	HGCFB150S	755	HS•	259	HT•RB•	471
HA••••F-D	769	HGG100NST	754, 852	HS••	259	HTBC•••	273
HA••••T	767	HGG100S	754, 852	HS•••	259	HTBG	370
HA••••T-D	769	HGV250	823	HS••AL	844	HTBG•	370
HA••S••	767	HGV250F	823	HS••SS	844	HTBG••	370
HA••S••F	767	HGV250F-D	823	HS•BF•	454	HTBG••EXT	370
HA••S••S	767	HGV250-H	823	HS•BF•-B	454	HTBG•EXT	370
HA••S••T	767	HGV-HDWHL	824	HS•BF•-S	454	HTBG-CT	370
HA••T••F	767	HGV-KNOB	824	HS•F•	454	HTE•BF•	473
HA••T••S	767	HGVW250F	824	HS•F•-B	454	HTE•BF••	473
HA023•	105	HGVW250-W	824	HS•F•-S	454	HTE•F•	473
HA024•	105	HHA••••	769	HSCE•••	633	HTE•F••	473
HA0900••	679	HHCI	226	HSC-RKE•••	633	HTE•OF•	473
HA2515F	746	HHD••P	526	HSC-RKV•••	633	HTE•OF••	473
HAB•••EZ	147	HHD••T	526	HSCV•••	633	HTM•••	262
HAC•••EZ	147	HHP•M	668	HSR••	741	HTSW	795
HAD•••EZ	147	HHTTP	901	HSR••••	741	HTW••P	525
HB•••	242	HN	23	HSRC••	740, 741	HTW••T	525
HB••••	361, 654	HN••SS	658	HSRC••••	741	HU•••••N	79
HB••••B	654	HN••SS	658	HSS•	259	HU•••••RN	79
HB••••FS	654	HN•M•M	658	HSS••	259	HU100•••	677
HB••••G	361, 654	HNBGH••	231	HSS•••	259	HU100••BW	677
HB••••SS	654	HNBGHF••	231	HST••	186	HU1002•••	678
HB•F•M	655	HN-P	23	HST••P	525	HU1002•••BW	678
HB2F4M	361	HN-PLUG	23	HST••T	525	HU1502•••	679
HBC••S	265	HP•	262	HSTBC•••	273	HU1502•••BW	679

Part Number Index

Part Number
Index

Page #	Page #	Page #	Page #
HU200... 677	ICL... 882	J844...-BL-100 883	L...BU 688
HU200...BW 677	ID... 136	JS... 265	L...-C-SS 124
HU206... 677	ID...TC 902	JX... 275	L...-DC-SS 125
HU400... 678	IH... 143		L...-DP-SS 125
HU602... 678	IH6 161	K• 264	L...-E-SS 125
HU602...BW 678	IHC...F 786	K•• 264	L...-HSCRIP-SI 126
HUC20...00 80	IHSC152 161	K... 264	L••BU 688
HUC20...00BC 80	IHSC34 161	K••BF•• 455	L0•BL 691
HUF...••••CS 77	IRC4025 801	K••F•• 455	L03-0•A 375
HUF206200MT 82	IRC4025F 801	K•BF• 455	L03-0•AMB 375
HUF206400FLG 81	IRC4025GF 801	K•BF•-SS 455	L07...•A 404
HUF206400FLG-45 81	ISCS4025F 804	K•F• 455	L07-200AC 402
HUF206400FLG-ST 81	ITD... 890, 891	K•F•-SS 455	L08-02A 375
HUFALL...CS 77	ITDH 890, 891	K•OF• 455	L14AM7-G•• 563
HUFALL•00FLG 81	IXAN... 101	K4...-DC 456	L14AM7-G... 563
HUM...••••CS 78	IXF...• 93	K4DC 456	L14AM7-G...• 563
HUM206•00FLG 81	IXFDPLG... 100	KB... 67	L14AM7-R... 563
HUM206400FLG 81	IXFS... 101	KHN... 193	L14AM7-R...• 563
HUM206400FLG-45 81	IXFS32-3A 101	KLW• 201	L14AM7-R...•• 563
HUM206400FLG-ST 81	IXH... 92	KLW... 201	L14AM7V-R... 596
HUMF...••••CS 77	IXM... 92	KM... 206	L14AM7X-R... 596
HUMF206400... 82	IXMS... 101	KM... 206	L16...•A 388
HUP207400 80	IXPE32-3A 100	KNW• 201	L16...•AMB 388
HUP207400DC 80	IXSE... 100	KNW... 201	L17...•A 414
HUPALL•00 80	IXSE...-3A 100	KRH... 880	L17...•D 416
HUS500RN 78, 79	IXV... 93	KRH... 880	L17-800APX 415
HUSF500SW 78	J• 275, 523	KRN... 193	L18...•A 389
HUSM500SW-1 78	J... 167	KRN... 193	L18...•AMB 389
HVF...•••-25 800	J•B• 313	KRW• 201, 750, 853	L2•2 318
HVG0...••-25 800	J•F• 312	KRW... 201, 750, 853	L26...•A 389
HWH50 880	J•M• 312	KRW... 201	L26...•AMB 389
HWH50-75 880	J•S• 312	KS• 264	L28...•A 390
HY• 524	J2B• 303	KS... 264	L28...•AMB 390
HY... 524	J2F• 303	KS... 264	L2F2 306
	J2F2-B 312	KSS... 360	L2M2 306
IA...TP 902	J2M• 303	KSV10... 553	L30...•A 390
IB... 129	J2M2-B 312	KSW... 360	L30...•AMB 390
IBFVW... 545	J2S• 303	KVW... 201	L606...•4B 427
IBFVW...E 545	J3B• 303		L606...•B 427
IBR... 883	J3F• 303	L• 688	L606...•W 427
IBV... 540	J3M• 303	L... 688, 694	L72M...• 413
IBV... 540	J3S• 303	L... 694	L72M...•MB 413
IBV50BOV 902	J47 76	L...-A-AL 124	L73M...• 413
IC... 131	J844...••-100 883	L...-A-SS 124	L73M...•MB 413

	Page #		Page #		Page #		Page #
L74C•	416	LW••200	895	M7455-•••	518	MGC••	260
L74C•MB	416	LWSG-•	854	M7455-••••	518	MGC•••	260
L74M•	414	M•	73	MA•••	194	MH•	259
L74M•MB	414	M••	73	MA•••N	195	MH••	259
L74M•MBPX	415	M••••	252	MAH•	259	MIC••	666
LCJS-••	899	M•••••	252	MAH••	259	MIC•••	666
LCJS12-15	899	M•••••RAF	871	MB•••	194	MICAP••	667
LCLD	899	M•••••RAS	871	MBV••	533	MICAP•••	667
LCTS•	899	M•••••RAT	871	MC•••	549	MICAP•••G	667
LCTS14	899	M•••••UC	870	MC••••	253, 254	MICAP•••G	667
LDC2	550	M••••GAX	872	MC•••••	250, 253, 254	MIRU7550	653
LDCF2	550	M••••KAF	872	MC•••••ST•••	250	MIU••	653
LDCM2	550	M••••KAS	872	MC•••••ST••	254	MIU•••	653
LFV••	532	M••••RAF	871	MCH50	881	ML•00M	365
LFV•••	532	M••••RAS	871	MCM••••	253	MLS••	198
LHC95	888	M••••RAT	871	MCM•••••XL	256	MOC•••F•	771
LHC95RB	888	M••••UC	870	MCS•••	195	MOC3025F•	771
LHFS400F	799	M•200	365	MD•••••T	736	MOCA250F	812
LHFS4045F	799	M•F•	314	ME•••	700, 701	MP••••	256
LHW	797	M•M•	314	ME•••••	702	MP•••••	252, 256
LJ•••	684	M•S•	314	ME••••••	700	MPB-••••	890
LJ••••	684	M16-••A	379	ME•••••••	701	MPB-20Z-20	890
LJR•••	684	M16-••M	379	ME•••F•	702	MPC-••••	890
LLBV2515F	827	M16-03A	902	ME•••FS•	702	MPC-20Z-20	890
LM•••*	91	M16-03M	902	ME•••S	700, 701	MPC-T••	892
LM•••••*	91	M18-••A	379	ME•••S•	702	MPR-T••	892
LOCKINGDEVICE	794	M18-••M	379	ME•••S••	700	MPS-••••	890
LOCKINGDEVICE6	794	M2•2-B	314	ME109-NH3-1	702	MPS-20Z-20	890
LP••	73	M26-••A	379	ME3162-32B	701	MRCH••	652
LP••••	73	M26-••M	379	ME3162-32S	701	MRCH•••	652
LPB••	73	M28-••A	380	ME502-12/8	700	MS•	72
LR••••	257	M28-••M	380	MEP120B	701	MS••	72
LR•••••	257	M2B•	305	MEW•	701	MS•••	549
LR7	169	M2B2	315	MFB•••	548	MS•••••T	736
LRHEZ•••	126	M2F•	305	MFB2	286	MS••X•	72
LRHEZ34	126	M2M•	305	MFC•••	548, 549	MS••X••	72
LRP-95-•••	399	M2S•	305	MFC•••••	548	MS••X•	72
LRP-96-•••	399	M30-••A	380	MFFS•••-16	286	MS••X••	72
LS••	271	M35-0•AMB	381	MFN••	286	MSA••••F	791
LS•••	271	M5834F	235	MFS•••	548, 549	MSA••••S	791
LSS••	271	M5834HM	235	MFS•••••	286	MSA••••T	791
LSS•••	271	M5834M	235	MFS••••••	548	MSBC•••SS	17
LV•N6D	396	M7400-•••	518	MFTN16	286	MSBC•••SSFL	17
LV•NAD	396	M7400-••••	518	MGC•	260	MSBC•••SSMNPT	17

Part Number Index

Page #	Page #	Page #	Page #
MSP... 865	N4BF•-B 290	NCS-CSF-STZ...C 792	P4F•-B 294
MSP4PAK 865	N4BM•-B 291	NF307Y50GHT 733	P4F6-9 294
MSP-95... 397	N4BM•-LS 291	NF307Y50GHT-KIT 733	P4F6-S 294
MT... 442	N4DC 292	NF610Y100... 733	P4M• 295
MT... 692	N4DC-B 292	NF610Y50... 733	P4M•-B 295
MT... 692	N4F• 290	NF615100RAQT 733	P4M6-9 295
MT... 692	N4F•-B 290	NF615-50RAQT 733	P4M6-S 295
MTP-95... 397	N4F•-B-LS 290	NF615Y100... 733	P8A-860• 417
	N4F6-S 290	NF615Y50... 733	PAP250 787
N• 189	N4M•-B 291	NFSGX• 894	PBC250 786
N• 189	N4M•-B-LS 291	NFSGX1• 894	PBLSS• 435
N••NO 190	N4M•-LS 291	NG• 685	PBLSS... 435
N•CS 115	N4M6-S 291	NK2S2 320	PBLSS... 435
N•BM• 291	N4M6-S-LS 291	NORG74DISPLAY 402	PCDVCHSS36 12
N•F•-SS 290	N4S• 292	NPT...TC 902	PD•F• 478
N•M• 291	N4S•-B 292	NV•F 551	PD•M• 478
N•M•-SS 291	N4S•-B-LS 292	NV4M 551	PD•OM• 478
N•S•-SS 292	N4S•-LS 292	NW• 685	PEDF200 557
N35...F•F 766	N4S•-S 292	NW... 685	PEDF75 557
N35...S•F 766	N4S•-S-LS 292	NZ... 865	PF• 294
N35...S•S 766	N4S4-B-LS-WF• 293	NZ...S 865	PF• 294
N36...F•F 779	N4S4-B-WF• 293	NZ6540QCS 865	PF12SS 294
N36...F•T 779	N4S4-LS-WF• 293	NZMMEG5P... 865	PFB• 294
N36...S•F 779	N4S4-WF• 293	NZMQC5P... 865	PFB8 294
N36...S•S 779	N53...F•F 765	O...BU 78, 80, 81	PFC250F 785
N36...S•T 779	N53...F•T 765	O246BU 37	PFC250U 785
N36...T•F 779	N53...S•S 765	O249BU 37	PFCW... 785
N36...T•T 779	N53...S•T 765	OA• 910	PFCW...F 785
N37...F•F 773, 774	N54...-25F25F 799	OCTOE32 680	PFCW...F-Y 785
N37...F•G 773, 774	N54...F•F 777	OCTOES32 680	PFL• 294
N37...F•S 773, 774	N54...F•T 777	OCTS• 681	PFL•FS 295
N37...F•T 773, 774	N54...S•S 777		PFL•FS 295
N37...G•F 773	N54...S•T 777	P• 215	PFL12SS 294
N37...G•S 773	N54L...F•F 777	P••E-SKIT 496	PFL8 294
N37...G•T 773	N54L...F•T 777	P••H-SKIT 451	PFN4005• 760
N37...S•F 773	N56...F•F 769	P••V-SKIT 466	PFNB...S 754, 852
N37...S•G 773	NAPRAV...F• 830	P•-E-SKIT 496	PFNB150NST 754, 852
N37...S•S 773, 774	NAPRAVF...• 830	P•-H-SKIT 451	PG700 368
N37...S•T 773, 774	NAPRAVGFT...• 832	P•-V-SKIT 466	PG8083 903
N37...T•F 773, 774	NAPRAVGT...• 832	P1A...A 404	PGA...NST 757
N37...T•S 774	NAPRVF...• 831	P1A...M 404	PGA150NPSH 757
N37...T•T 774	NAPRVFT...• 832	P-4EA-SKIT 497	PGH100 879
N3CS4 292	NAPRVGT...• 831, 832	P4F• 294	PGH50 879
N4BF• 290	NCS-CSF-STZ... 792		PGS• 433

	Page #		Page #		Page #		Page #
PGS...	433	PP•VTEU•MG	726	PTLS7540	699	QTM....F	739
PGS....	433	PP•VUC•MG	726	PTP	901	QTM75GHT-F	739
PHFA6	746, 816, 907	PP250F	787	PTTF150•	760	QTX150-F	739
PHFA-B-A	816, 907	PPA••	180	PU....	887		
PHL•	295	PPA... 180, 246		PV... 541		R••	215, 690
PHL•FS	295	PPB••	180	PVFP••	541	R... 690	
PHL•WF	296	PPB... 180		PVFP... 541		R...BU	690
PHL•FS	295	PPC••	181	PVFPN... 542		R••BU	690
PHL1•	295	PPC... 181		PVFPS200	542	R•P•	89
PHL12SS	295	PPCF••	246	PVFPSA200	542	R•P•LJR15	88
PHLB1•	295	PPCM••	246	PV-HDWHL	837	R•P•SOR15	88
PHW	796	PPD••	181	PV-KNOB	837	R03-0•R	373
PL... 364		PPD... 181		PVN200	542	R03-0•RG	373
PL...L	364	PPDV75	836	PW•F•F	828	R07...R	403
PL400LWF	365	PPE••	182	PW•S•S	828	R07...RG	403
PL400WF	365	PPE... 182		PW6•B100... 731		R07-200RGC	402
PLUG...F-C	787	PPF••	182	PW6•B50... 731		R08-02RG	374
PLUG...S-C	787	PPF... 182		PWH••	880	R11...RG	409
PM•	295	PPH••	183	PWH... 880		R11...C	426
PM••	295	PPH... 183		PYLS... 699		R11...CG	426
PM12SS	295	PPLSS••	244	PYLS.... 699		R119...C	426
PMB1•	295	PPM•	245			R119...CG	426
PMB8	295	PPN••	242	Q•CAP	292	R16...R	383
PML•	294	PPN... 242		QB•	292	R16...RG	383
PML•FS	295	PPP••	183	QB••	291, 292	R16...RH	383
PML•FS	295	PPP... 183		QB•WF	293	R16...RHG	383
PML12	294	PPSO150•	760	QB•WF	293	R17...R	409
PML12SS	294	PRC	745	QB10•	290	R17...RG	409
PN... 680		PRN...F	745	QB8•	290	R18...R	383
PN... 680		PRWB	745	QBM•	292	R18...RG	383
PN15	751	PS... 429, 430		QM•	292	R18-C05R	409
PN15F	751	PS-12HF12-B	454	QM••	291, 292	R18-C05RG	409
PNB75GHT	858	PS403	397	QM•WF	293	R200SS	167
PNS... 680		PS417B	401	QM•WF	293	R21...R	382
PNS.... 680		PS-H12F12-B	454	QM10•	290	R21...RG	382
POLYHA.... 770		PSM.... 887		QM8•	290	R26...R	384
POLYHA15S15F	770	PSN76	858	QMCAP	292	R26...RG	384
POLYHA2515F	770	PSNP250... 788		QSS••	291	R26...RH	384
POLYHA2520T	770	PSNP250S	788	QSS103	290	R26...RHG	384
PP•VEU•MG	726	PSW	795	QSS23	291	R28...R	385
PP•VFC•MG	725	PSW••	795	QSS4	292	R28...RG	385
PP•VFE•MG	725	PT... 442		QSS83	290	R30...R	385
PP•VMC•MG	725	PTH...AG	404	QTF....F	739	R30...RG	385
PP•VME•MG	725	PTLS10040	699	QTF75GHT-F	739	R30...RH	385

Part Number Index

Page #	Page #	Page #	Page #
R30••RHG 385	RAGG••••• 693	RDM•• 205	RHA••••T 768
R364••C 425	RAM• 279	RDWBPST••EZ 158	RHA••S•• 768
R364••CG 425	RAM•• 279	RDWSP••EZ 157	RHA••S••F 768
R374-02C 425	RAM•WF 280	RE••••• 139	RHA••S••T 768
R374-02CG 425	RAM7T 283	RE•••BT 580	RHA••T••F 768
R40••RH 386	RAS•• 237	RE•••NO 139	RHC•• 652
R40••RHG 386	RB• 70, 74	RE•••PF 138	RHC••• 652
R40-0•R 386	RB•• 67, 70, 74	RE•••SE 580	RHC•••B 652
R40-0•RG 386	RB•••BL 129	REL•••• 661	RHC•••FS 652
R43•••RG 411	RB•••EZ 129	R-EN 24	RHC•••G 652
R46•••R 366	RB12SC 69	R-EN-P 24	RHC•••SS 652
R46•••RG 366	RB3-0•R 374	R-EN-PLUG 24	RHC••B 652
R504•••• 237	RB3-0•RG 374	REP•••AS 813	RHC••FS 652
R515100•• 732	RBU• 74	REP•••AS• 813	RHC••G 652
R515100••/F 732	RBU•• 74	REP•••HY 813	RHC••SS 652
R515100CBF 732	RC•••BL 131	REP•••SP 813	RHEZ152 162
R515100CBF/F 732	RC•••BLNO 131, 132	REP•••SP• 813	RHEZ175 162
R515-50•• 732	RC•••BT 580	REP250PT 813	RHEZ34 162
R515-50••/F 732	RC•••CEZ 132	REP400AS/SP 813	RHEZ6 162
R515-50CBF 732	RC•••EZ 133	R-ER 24	R-HN 25
R515-50CBF/F 732	RC•••EZ•• 134	R-ER-C 24	RHN•••SS 658
R515U100••/F 731	RC•••EZCR 107, 133	R-ER-CAP 24	R-HN-P 25
R515U100CBF 731	RC•••EZNO 133, 134	RES•• 197	R-HN-PLUG 25
R515U100CBF/F 731	RC•••EZPF 133	RES••• 197	R-HR 25
R515U50•• 731	RC•••SE 580	RF•• 208	R-HR-C 25
R515U50••/F 731	RC•F•F 651	RFC••• 783	R-HR-CAP 25
R515U50CBF 731	R-CN 24	RFC•••F 783	RHS• 202
R515U50CBF/F 731	R-CN-P 24	RFP•••F 788	RHS•• 202
R72G•R 408	R-CN-PLUG 24	RFST•• 189	RHS••• 202
R72G•RG 408	R-CR 24	RFST••• 189	RHSC152 161
R72M•R 410	R-CR-C 24	RFST••CS 115	RHSC175 161
R72M•RG 410	R-CR-CAP 24	RG•••• 257	RHSC34 161
R73G•R 408	RD•••BL 136	RG••••• 252, 257	RIC150F 812
R73G•RG 408	RD•••EZ 137	RGB• 66, 67	RJT•••SP 583
R74G•R 409	RD•••EZHD 137	RGB•• 66, 67	RK••• 886
R74G•RG 409	RD15••• 736	RGF•• 66	RK•••• 430
R83-200R 410	RD15193F 736	RGF••P• 68	RKB605WB 430
R91-221RG 410	RDA•••BL 149	RGFAS11 69	RKHN••• 207
RA•• 235	RDA•••EZ 149	RGFAS6 69	RKR•••Y 430
RA••• 236	RDA90••EZ 153	RGMAS6 69	RL••V 689
RA•F•M 655	RDD•••EZ 150	RH•••BL 143	RLC•••EZ 124
RA79• 236	RDD•••EZ 150	RH•••EZ 144	RLD200EZ 125
RA97• 237	RDL•••EZ 156	RHA••• 768	RLH•••EZ 125
RAGG•••• 693	RDM• 205	RHA••••F 768	RLP•• 73

	Page #		Page #		Page #		Page #
RM•	206	RSTB••	187	SBC•••AL	18	SE90••FS	662
RMA•••	237	RSTB••CS	114	SBC•••ALFL	18	SE90••G	662
RMS•	72	RSTV••	187	SBC•••ALMNPT	18	SE90••SS	662
RMS••	72	RSTV••CS	114	SBC•••ALTMA	18	SEGC0•••••	896
RN••	189, 207	RTCA••	55	SBC•••SS	18	SEGC1•••••	896
RN•••	189, 207	RTCT••	56	SBC•••SSFL	18	SEGS0•••••	896
RN•••NO	190	R-TN	25	SBC•••SSMNPT	18	SEGS1•••••	896
RN•••CS	115	R-TN-P	25	SBC-E300CC13	573	SF•••F	763
RNB150NST	755	R-TN-PLUG	25	SBC-E300TP13	588	SF•••F••	763
RNB150S	755	R-TR	25	SBCS	285	SF•••F-D	763
RNW•••-40	685	R-TR-C	25	SBDV••	829	SF•••S	763
RNW••-40	685	R-TR-CAP	25	SBG	285	SF••F••T	763
RPA-95•••	398, 401	RTW150	737	SC•••	277	SF••F••T-D	763
RPA-96•••	398	RWDGV250F	822	SC••••	277	SF•20FGXFGCS00	54
RPN••	219	RWDGV3025F	822	SC•••ABS	794	SF•20FGXFGCS10	54
RRHS••	202	RWF••	70	SC•••NL	794	SF•20WXWCS00	54
RRP-95•••	398, 399	S••	194	SCCW•••	277	SF•20WXWCS10	54
RRP-95-590	401	S•••	194, 195	SCCW••••	277	SF1471•••	59
RRP-96•••	398, 399	S•••••	736	SCM••	444	SF1631•••	59
RS15•••	736	S•••••F	736	SCS4025F	804	SFBTFLY••••F	838
RS15•••F	736	S••••X••X120CS	116	SCV•••	554	SFC•••	546
RSDM••	196	S••X••X090CS	116	SCVH•	552	SFC••••	546
RSE••••F	799	S••X••X120CS	116	SCVH••	552	SFJCT••CS	114
RSE••••F-C	799	S••N	195	SCVJ•	552	SFMF•••	513
RSF•••F	763	S6175	827	SCVL•	552	SFMF••••	513
RSF••F••T	763	S6175S	827	SCVL••	552	SFMF••••45	513
RSFSA•••F	762	S7100	827	SCVM•	552	SFMF••••90	513
RSFSA••F••T	762	S7100-15	827	SCVM••	552	SFMF•••-90	513
RSHR••	196	S7100-15S	827	SCVR•	552	SFSA••••F	790
RSK••	196	S7337S	827	SCVS•	361, 552	SFSA••••F-LH	790
RSM•••F	775	SA15Y57	430	SCVS••	552	SFSA••••S	790
RSM•••S	775	SA161X57	430	SD••	196	SFSA30••••F	792
RSM••F••T	775	SA200•W57	430	SD•200	167	SFSA30••••F-LH	792
RSMSA•••F	776	SA4050AL	47	SD•300	167	SG•••	266
RSMSA250F-Z	776	SAEB••••	890	SD•400	167	SGH••	879
RSS••	203	SAEC••••	890	SDMP••	196	SGH•••	879
RST•	186	SAHW	795	SE•F•M	661	SGP•••	794
RST••	186	SAP•	188	SE45••	663	SGS•••NL	794
RST••••	188	SAP••	188	SE45•••	361, 663	SGV•••	825
RST•••NOS	191	SAR10Y57	430	SE45•••G	663	SGV•••F	829
RST••A	187	SB••	194	SE45••G	663	SGV30•••	825
RST••CS	114	SB•••	194	SE90••	662	SGVF•••	829
RST••PF	191	SB••N	195	SE90•••	662	SHA5045F	793
RSTB•	187			SE90••B	662	SHD•S•	318

Part Number Index

Part Number
Index

Page #	Page #	Page #	Page #
SHD2•• 317	SN•••• 547	SSLBV••SP 536	STC•• 186
SHD4•• 317	SN75 858	SSLBV••SP 536	STC••• 186
SHP•• 668	SO••• 684	SSPM• 221	STC•••• 188
SHP••• 668	SO•••• 684	SST•• 665	STC••••• 188
SHP•••B 668	SOE•• 665	SST••• 665	STC••A 187
SHP•••FS 668	SOE••• 665	SST10 368	STC••CS 114, 116
SHP•••G 668	SOR••• 684	ST• 186	STC-180•-R•• 612
SHP•••SS 668	SOT•• 665	ST•• 186	STC-360-R•• 612
SHP••FS 668	SOT••• 665	ST••• 186	STC-RK•• 612
SHP••G 668	SP•• 257	ST••BF•• 476	STFC• 494
SHP••SS 668	SP••• 252, 257	ST••F•• 476	STFC•• 494
SHS•• 202	SPF••• 547	ST••OF•• 476	STFC•SS 494
SHS••• 202	SRH360•••G•• 612	ST••PF 191	STFP• 495
SIC250F 812	SRH360•••R•• 612	ST••SKIT 477	STFP•• 495
SIC250F•• 812	SS•• 200, 234, 266	ST•BF• 476	STFP•B 495
SJSS••BB-20 615	SS•••• 803	ST•BF•• 476	STFP•SS 495
SJSS••CC 615	SS16•63 446	ST•BF••SS 476	STMC• 494
SJSS••CC-20 615	SS2404••• 507	ST•BF•SS 476	STMC•• 494
SK•• 196	SS2404•••• 507	ST•BF•V2 476	STMC•SS 494
SK1098 270	SS2405••• 507	ST•DC-A 477	STMP• 495
SL•• 289	SS2405•••• 507	ST•F• 476	STMP•• 495
SL••• 754, 852	SS2501••• 509	ST•F•• 476	STMP•B 495
SL••CR 288	SS2501•••• 509	ST•F••SS 476	STMP•SS 495
SL••F 288	SS337 70	ST•F••V2 476	STR2•••• 682
SL••H 288	SSA•• 853	ST•F•SS 476	STR3•••• 683
SL••M 288	SSA••• 793	ST•F•V2 476	STR6648 683
SL075GHT 754, 852	SSBV•• 535	ST•OF• 476	STV•• 187
SL150NST 754, 852	SSBV••• 535	ST•OF•• 476	STV••• 187
SLP1 289	SSBV••SR 537	ST•SKIT 477	STV••CS 114, 116
SLR• 289	SSBV••TW 534	ST16DC-A 477	STW••• 737
SLS•• 198	SSBV••SR 537	ST16F16-SS 476	SUBV•• 542
SLS4 67	SSBV••TW 534	ST204B 266	SUBV••• 542
SLT10050 816, 903	SSC•• 230	ST205G 266	SUBVN100 542
SM••F 775	SSCAP•• 667	ST206R 266	SV•• 443, 553
SM••F-D 775	SSCF•• 230	ST8DC-A-V2 477	SV••• 361, 553
SM••S 775	SSCF7•• 230	STB• 187	SV••HD 553
SM••F•T 775	SSC-T••-1 893	STB•• 187	SV••SS 553
SM••F•T-D 775	SSC-T••-2 893	STB••• 187	SV••HD 553
SM••S•F 775	SSCVIL•• 555	STB••CS 114	SV••SS 553
SM515W50•• 731	SSE•• 907	STBC••• 272	SW•• 196, 798
SMB1525 794	SSGV•• 543	STBC•••• 272	SW••• 196, 737, 746, 750,
SMB450 794	SSGV••• 543	STBC••••L 274	SW•••••• 675
SMV•• 546	SSLBV•• 536	STBC•••L 274	SW•••F 737, 750, 853
SN•• 547	SSLBV••• 536	STC• 186	SW153 798

	Page #		Page #		Page #		Page #
SW1530	798	T7RWWW-.....PL	622	TL14AM7-...PL	563, 626	TR•F•	468
SW250	788	T7RWWW-.....PM	622	TL14AM7-...PM	626	TR-C	23
SW300F	788	T7WWM-...PL	623	TLFS••	244	TR-CAP	23
SWB-2	798	T7WWM-...PM	623	TLS••	244	TSA••	669
SWB-S-•	798	T7WWMS-...PL	623	TLSS••	244	TSE••	671
SWCV••	556	T7WWMS-...PM	623	TLT••	247	TSS••	202
SWCV•••	556	T7WWW-...PL	622	TM•	245	TSSS•••	245
SWDS	860	T7WWW-...PM	622	TM••	87, 245	TSST•••	245
SWDSHOSE••	876	TA•••	247, 669	TM•••	87	TT•50	898
SWG300-4	903	TA•••F	247	TM••••	88	TT•75	898
SWMF•••	844	TBC•••	272	TM•••••	88	TT•ASG	37
SWMF-RK•	841	TC97	888	TML••	87	TT•ASG-ETH	37
SWMF-RK••	841, 844	TC97RB	888	TML•••	87	TT•ASGOE	37
SW-S400	798	TCF•	672	TML••••	88	TT4ASG-ETH	37
SZW2	798	TCF••	243, 246	TMR••	87	TT4ASG-ETHOE	37
SZW2-NL	798	TCM••	246	TMR••••	87, 88	TTA50LP	898
		TCMR-T••	893	TN	23	TTA50SS	898
T•••	684, 694	TCN•••	670	TN••	242	TTB100	898
T••••	684, 694	TCR-T••••	893	TN•••	242	TTBP50	898
T•DC	491	TCS••••F	806	TN••••	242	TTC•	672
T•F•	490	TCS••••F••	806	TN•••X•	657	TTF•AL•EMT	34
T•W7	238	TCT••	56	TN•••X•SS	657	TTF•AL•MT	34
T16AMP-.....PL	626	TES-••••	891	TN-P	23	TTF400SP	34
T16AMP-.....PM	626	TETF4AL	35	TN-PLUG	23	TTF4AL•FT	34
T16AMP-...PL	626	TETF4ALFP50	35	TP••	87	TTFS4AL-FP50	35
T16AMP-...PM	626	TETFG4AL	35	TP•••	87	TTFS4SS	37
T16W-...PL	626	TF••	243	TP••••	88	TTFST•CS	115
T16W-...PM	626	TF•WF•80	89	TP•••••	88	TTFST•CS-THK	115
T2CM-...PL	621	TFK	350	TPF••	248	TTPM•••••	898
T2CM-...PM	621	TFN150-...	756	TPG	905	TTPM••••••	898
T2CMP-...PL	621	TFN150NST-...	756	TPL••	87	TTPM••••••	898
T2CMP-...PM	621	TFS••	243	TPL•••	87	TTPM••••••	898
T2KM-...PL	622	TFV••	550	TPM•	248	TUN••FS	653
T2KM-...PM	622	TFV2HB	550	TPN••	248	TUN••SS	653
T2KMP-...PL	622	TG••	87	TPP140	868	TUN•F	653
T2KMP-...PM	622	TG•••	87	TPR••	87	TUN0•G	653
T2KS-...PL	621	TG••••	88	TPR••••	88	TVPC200-300	637
T2KS-...PM	621	TG•••••	88	TPS•	672	TVS7-30	238
T2S-...PL	621	TGL••	87	TPS••	672	TVSEC-G••	636
T2S-...PM	621	TGL•••	87	TPX•	672	TWGV25	903
T3F3-SS	490	TGL••••	88	TPX••	672	TYP2501-••	371
T600-60F	685	TGR••	87	TR	23		
T7MP-...PL	623	THB••	669	TR•••	684	U•••	719, 720
T7MP-...PM	623	THN••	242	TR•BF•	468	UHGV250F	823

Part Number Index

Page #	Page #	Page #	Page #
UHGV250F-D 823	V•M• 460	VR4040CSRK• 32, 33	W49••• 520
UHGV250-W 823	V•M•-B 460	VR4050AL 46	W49•••• 520
UPP250F 746, 751	V•M•-B-E 463	VR4050PL 46	W59•••••-U 521
UPP250F-SPEC 751	V•M•-E 463	VR4086 45	W59••••-U 521
UPPT 751	V•M•-SS 460	VR4086-BY 45	W60••• 521
UPPT••• 751	V•M•-SS-E 463	VR6500 42	W60•••• 521
USBG 285	V•OF• 461	VRC3000AL 32	W61••• 521
USW 795	V•RKIT 467	VRHK 33	W61•••• 521
V•BF•• 461	V•SSRKIT 467	VRHK-C 33	WA• 358
V•BF••-B 461	V2DC 465	VT 21	WA2B 358
V•BF••-B-E 464	VEP•BF•• 480	VT7 21	WA2SS 358
V•BF••-E 464	VEP•DC-A 480	VT9 21	WA4FL12X•••• 82
V•BF••-SS 461	VEP•F•• 480	VTT 21	WA4FL12X••••• 82
V•BF••-SS-E 464	VEP•F••-BOP 482	VTX 21	WB• 358
V•DC-A 465	VEP•FH• 481	VTX-9 21	WB1C 358
V•F•• 461	VEP•FP• 481	W• 71	WB1SS 358
V•F••-B 461	VEP•OF• 480	W•• 71	WBC 71
V•F••-B-E 464	VEP•BF• 480	W•••••-U 520	WBN••• 359
V•F••-E 464	VEP•DC-A 480	W•••••-B 484	WD•01ALVB 38, 544
V•F••-SS 461	VEP•F• 480	W••-BMF 484	WD•04ALVB 38, 544
V•F••-SS-E 464	VEP•F•-BOP 482	W••DC 484	WD40 904
V•JM•• 460	VEP•FH• 481	W••F••-B 484	WDGV•••F 821, 822
V•M•• 460	VEP•FP• 481	W••F••-B 484	WDGV3025F 822
V•M••-B 460	VEP•OF• 480	W••-RKIT-V2 485	WDH•BK•GAX 875
V•M••-E 463	VHC••• 450, 459, 465	W•BF•-B 484	WDH•BK•KAF 875
V•M••-SS 460	VHC•••• 459	W•-BMF 484	WDH•BK•KAS 875
V•M••-SS-E 463	VHC•••-B 459	W•DC 484	WDH•BK•RAF 874
V•OF•• 461	VHC•••-NV 462	W•F•-B 484	WDH•BK100RAF 874
V•BF• 461	VHC•••-SS 459	W•-RKIT-V2 485	WDH•BK100RAS 874
V•BF•-B 461	VHCN••• 456, 465	W104••• 520	WDH•BK100RAT 874
V•BF•-B-E 464	VHN••• 461, 465	W104•••• 520	WDH•BK100UC 876
V•BF•-E 464	VHN•••• 461	W106••• 520	WDH•BK50RAS 874
V•BF•-SS 461	VHN•••-B 461	W106•••• 520	WDH•BK50RAT 874
V•BF•-SS-E 464	VHN•••-NV 464	W4•••••-U 521	WDH•BK50UC 876
V•BRKIT 467	VHN•••-SS 461	W4••••-U 521	WDN•• 850
V•DC-A 465	VN•••••-200 695	W43•••••-U 520	WDN••• 850
V•F• 461	VNR•••••-200 695	W44•••••-U 520	WDN150 853
V•F•-B 461	VR•••••CS-AL 33	W44•••••-U 520	WDN150NST 853
V•F•-B-E 464	VR•••••CS-AL45 33	W45••• 520	WDS1 860
V•F•-E 464	VR4030CS-AL 32	W45•••• 520	WDSR 860
V•F•-SS 461	VR4030CS-SH 33	W46•••••-U 520	WF• 70
V•F•-SS-E 464	VR4040CS-4MNPT 33	W46•••••-U 520	WF•• 70
V•JM• 460	VR4040CS-AL 32	W48•••••-U 520	WF••• 70
	VR4040CS-ALS45 33	W48•••••-U 520	WF26-1 70

	Page #		Page #		Page #
WH300•	167	WTB-T••	892		
WH400•	167	WTB-T••Z	892		
WHFN•••	850				
WHYD••••F	826	X02-04	396		
WILK26DISPLAY	401	X02-04MB	396		
WM•	71	X03-02	382		
WM••	71	X03-02MB	382		
WN••	681	X27	276		
WN•••	685	XLS••A0120P	648		
WN1000	685	XPO••4F	648		
WOC-T••	892	XSO-4•••0A	648		
WP2H••••	810				
WP2H••••	810	Y•••	699		
WP2H-ASSP••	810	Y10075	363		
WP3H••••	810				
WS••BF••	486				
WS••BF••SS	486				
WS••DC-A	488				
WS••F••	486				
WS••F••BOP	489				
WS••F••SS	486				
WS••F••SS-BOP	489				
WS••FH••	487				
WS••OF••	486				
WS•BF••	486				
WS•BF••SS	486				
WS•DC-A	488				
WS•F••	486				
WS•F••BOP	489				
WS•F••SS	486				
WS•F••SS-BOP	489				
WS•FH••	487				
WS•FP••	487				
WS•OF••	486				
WSB•••	889				
WSB•••••	889				
WSB•••••	889				
WSB••T	889				
WSB••T•••	889				
WSB-20Z	889				
WSR••	358				
WSR•SS	358				
WSR1••	358				
WSS••	261				

Limited Warranty

DIXON GROUP CANADA LIMITED (herein called "Dixon") warrants the products described herein, and manufactured by Dixon to be free from defects in material and workmanship for a period of one (1) year from date of shipment by Dixon under normal use and service. It's sole obligation under this warranty being limited to repairing or replacing, as hereinafter provided, at its option any product found to Dixon's satisfaction to be defective upon examination by it, provided that such product shall be returned for inspection to Dixon's factory within three (3) months after discovery of the defect. The repair or replacement of defective products will be made without charge for parts or labor. This warranty shall not apply to: (a) parts or products not manufactured by Dixon, the warranty of such items being limited to the actual warranty extended to Dixon by its supplier; (b) any product that has been subject to abuse, negligence, accident, or misapplication; (c) any product altered or repaired by others than Dixon; and (d) to normal maintenance services and the replacement of service items (such as washers, gaskets and lubricants) made in connection with such services. To the extent permitted by law, this limited warranty shall extend only to the buyer and any other person reasonably expected to use or consume the goods who is injured in person by any breach of the warranty. No action may be brought against Dixon for an alleged breach of warranty unless such action is instituted within one (1) year from the date the cause of action accrues. This limited warranty shall be construed and enforced to the fullest extent allowable by applicable law.

Other than the obligation of Dixon set forth herein, Dixon disclaims all warranties, express or implied, including but not limited to any implied warranties of merchantability or fitness for a particular purpose, and any other obligation or liability. The foregoing constitutes Dixon's sole obligation with respect to damages, whether direct, incidental or consequential, resulting from the use or performance of the product.

Some products and sizes may be discontinued when stock is depleted, or may require a minimum quantity for ordering.

Limits of Liability

This catalog is intended as a product offering. It is not intended to be a user or technical manual. Information in this catalog is subject to change without notice. All users and distributors of products sold through this catalog should contact Dixon® with questions of use, compatibilities, coupling procedures and life of product. Our full-time engineering and test staff are always available to recommend uses and to assist distributors and users with any questions.



Safety



Safety logos, which appear throughout our catalog, are used as a reminder that the user should carefully review for the appropriateness of the product for the media, application and environment in which it will be used.

NOTE: Because of the health hazards associated with contamination and lead content in drinking water systems, Dixon® couplings, unless otherwise specifically approved, are not recommended for potable water service and should not be used in applications where drinking water will contact the wetted surfaces of the coupling.

Warning: Dixon® products may contain chemicals known to the State of California to cause cancer, birth defects, or other reproduction harm.



Trademarks

Delrin® and Zytel® are registered trademarks of E.I. duPont Nemours and Company.

Kalrez® is a registered trademark of DuPont Dow Elastomers.

All other trademarks appearing in the Dixon® Illustrated Price List are the property of their respective owners.

Copyright

Copyright © 2018 by Dixon Valve and Coupling

All rights reserved. This book is copyrighted material. Use, reproduction or copying of it by anyone other than Dixon® is strictly forbidden without its express written consent.

NOTE: Reasonable care has been taken in preparing this catalog. Dixon Valve & Coupling Company reserves the right to make corrections.

Dixon®
 ph 877.963.4966
 fx 800.283.4966
 canada.dixonvalve.com

Dixon Group Canada Limited

International

DGCL2018 INDEX

A Engineered Fluid
Transfer Couplings
pages 4 - 64

B Hose
Coupling Systems
pages 65 - 117

C Cam & Groove
pages 118 - 184

D Industrial Hose
Fittings
pages 185 - 257

E Clamps
pages 258 - 277

F Pneumatic
Fittings
pages 278 - 356

G Pneumatic
Accessories
pages 357 - 444

H Hydraulic Fittings
pages 445 - 526

I Valves
pages 527 - 558

J Sanitary Fittings
pages 559 - 648

K Pipe, Welding &
Tube Fittings
pages 649 - 726

L Fire Fittings &
Accessories
pages 727 - 839

M Nozzles, Spray Guns
& Accessories
pages 840 - 868

N Hose & Tubing
pages 869 - 896

O Maintenance and
Repair
pages 897 - 910

P Safety & Technical
pages 911 - 944

Q Index
pages 945 - 992

Edmonton, Alberta
Branch direct Toll free:
 ph: 866-469-5444
 fx: 877-463-9205
Local:
 ph: 780-469-5444
 fx: 780-463-9205
 edmonton@dixonvalve.ca
 7011-68th Avenue
 Edmonton, AB T6B 3E3

Mississauga, Ontario
Branch direct Toll free:
 ph: 866-436-112
 fx: 877-436-6251
Local:
 ph: 905-673-5999
 fx: 705-436-6251
 mississauga@dixonvalve.ca
 1970 Boylen Road
 Mississauga, ON L5S 1P5

Montreal, Quebec
Branch direct Toll free:
 ph: 866-349-6644
 fx: 866-422-0166
Local:
 ph: 514-695-6142
 fx: 514-422-0166
 montreal@dixonvalve.ca
 150 Brunswick Boulevard
 Pointe Claire, QC H9R 5P9

Winnipeg, Manitoba
Branch direct Toll free:
 ph: 800-667-5650
Local:
 ph: 204-633-5650
 fx: 204-633-6119
 winnipeg@dixonvalve.ca
 2200 Logan Avenue
 Winnipeg, MB R2R 0J2

Chestertown, Maryland USA
 ph 877.963.4966
 fx 800.283.4966

Wingfield SA, Australia
 ph 61.8.8202.6000
 fx 61.8.8202.6099

Preston, England
 ph 44.1772.323529
 fx 44.1772.314664

Paris, France
 ph 33.171.841016
 fx 33.171.841019

Troisdorf-Spich, Germany
 ph 49.2241.84406.0
 fx 49.2241.8440679

Monterrey, Mexico
 ph 52.81.8354.5649
 fx 52.81.8354.8197

St. Petersburg, Russia
 ph 7.812.677.5447
 fx 7.812.956.4782

Singapore
 ph 65 6232 5272
 fx 65 6232 5270

Sharjah, United Arab Emirates
 ph 971.657.41488
 fx 971.657.41484



The Right Connection®



Uncommon Excellence • Uncommon Excellence • Unco