

SPICER®



K350-2-DAG

December 2017

Supersedes K350-1-DSSP May 2008 and
K350-1-DSSP-SUP December 2011

Universal Joint Kits and Center Bearings for Passenger Cars and Trucks

Bearing Cups
HEAT-TREATED FOR STRENGTH. PRECISION-GROUND AND CASE-HARDED.

Journal Cross
REINFORCED TO RESIST BENT WEAR AND OVERHEATING.

Thrust Washers
ELIMINATE METAL-TO-METAL CONTACT. PREVENT WEAR AND LOWER THE OVERALL OPERATING TEMPERATURE.

Multi-Lip Seal
KEEP GREASE IN AND CONTAMINANTS OUT, AND GET MAXIMUM RETENTION IN A WIDER RANGE OF ENVIRONMENTS. THE MULTI-LIP SEAL ON THE SPL U-JOINT INCLUDES A CARTER SPRING, SEAL GUARD AND A NEEDLE SPACER FOR OPTIMAL PROTECTION.

Lubrication Options
GET LONGER LIFE AND LOWER MAINTENANCE COSTS FOR YOUR UNIVERSAL JOINT WITH TWO LUBRICATION OPTIONS. CHOOSE FROM A GREASEABLE U-JOINT OR A NON-GREASEABLE U-JOINT, WHICH IS PRE-LUBRICATED FOR THE LIFE OF THE PART.

FATIGUE TESTING: UP TO 10X BETTER*
*Average Cycles to Failure - Based on Samples Tested

Our most comprehensive listing of Spicer universal joint kits and center bearings for passenger cars and trucks.

Product information: SpicerParts.com

E-cat/parts locator: DanaAftermarket.com



Product pictured is intended to be a representation of product category.

SPICER®



Spicer Life® Series (SPL®) U-Joints:
Premium Performance for Your Vehicle.



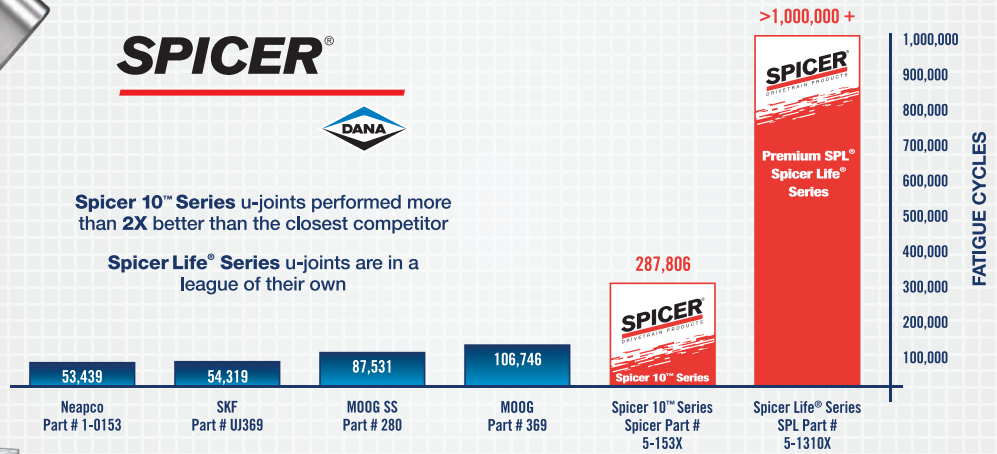
FATIGUE TESTING: 1310 SERIES U-JOINTS

SPICER®



Spicer 10™ Series u-joints performed more than **2X** better than the closest competitor

Spicer Life® Series u-joints are in a league of their own



U-JOINT KIT TEST RESULTS • AVERAGE CYCLES TO FAILURE – BASED ON SAMPLES TESTED

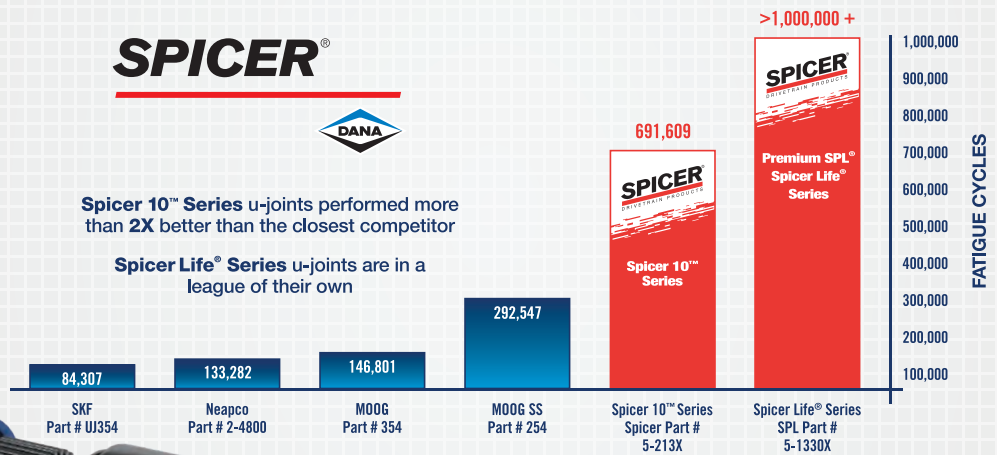
FATIGUE TESTING: 1330 SERIES U-JOINTS

SPICER®



Spicer 10™ Series u-joints performed more than **2X** better than the closest competitor

Spicer Life® Series u-joints are in a league of their own



U-JOINT KIT TEST RESULTS • AVERAGE CYCLES TO FAILURE – BASED ON SAMPLES TESTED



Spicer 10™ Series U-Joints:
Superior Quality for Longer Life.

Tested and Proven. Spicer® U-Joints Outperform the Competition!

You can trust Spicer Life® Series (SPL®) and Spicer 10™ Series u-joints to provide optimal performance. Test results below show how Spicer u-joints outperform the competition.

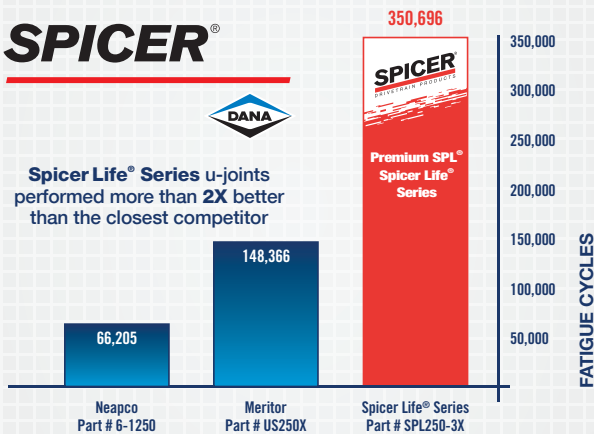
Demand the best.... Demand genuine Spicer® u-joints!

FATIGUE TESTING: SPL250 SERIES U-JOINTS

SPICER®



Spicer Life® Series u-joints performed more than **2X** better than the closest competitor



U-JOINT KIT TEST RESULTS • AVERAGE CYCLES TO FAILURE – BASED ON SAMPLES TESTED



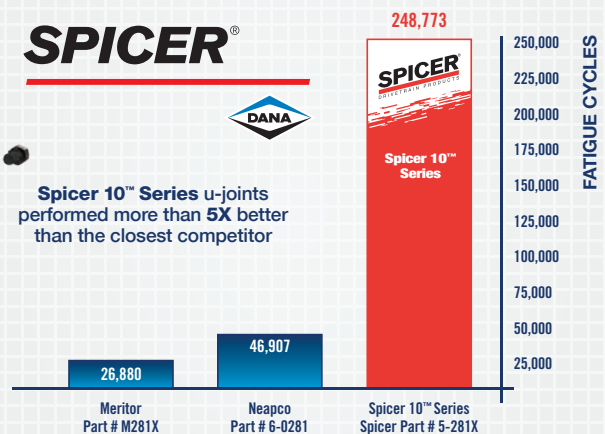
Spicer Life® Series (SPL®) U-Joints:
With premium Viton®* multi-lip sealing package for ultimate protection from contaminants and extreme temperatures.

FATIGUE TESTING: 1810 SERIES U-JOINTS


SPICER®



Spicer 10™ Series u-joints performed more than **5X** better than the closest competitor



U-JOINT KIT TEST RESULTS • AVERAGE CYCLES TO FAILURE – BASED ON SAMPLES TESTED



Spicer® 1810 Series U-Joints:
Not just better—5x better than the competition in fatigue testing!

Tested. Proven. Trusted. Driven.

For more information on Spicer products, visit www.SpicerParts.com. For our e-catalog and parts locator, visit www.DanaAftermarket.com.



COMPREHENSIVE



CONVENIENT



INTUITIVE



FAST



EASY.



DanaAftermarket.com

SPICER[®]



It's never been easier to do business with Dana.

You've spoken. We've listened. Easily access the genuine Spicer parts information you need to succeed. Search by part number, product type, product line, keywords, and year-make-model. Place and track your orders. It's all here to help streamline your operations and grow your business.

Experience the new one-stop solution from Spicer today!

| | | | |
|---|----|---|----|
| Safety Messages and General Information | 1 | Eagle | |
| Yoke and Universal Joint Measuring | 2 | 2000 GTX..... | 17 |
| Spicer Life Series Performance Universal Joint Kits..... | 4 | Summit, Talon | 18 |
| Passenger Applications | | Fiat | |
| Alfa Romeo | | 1100, 124, 131, 1500 | 18 |
| 1900, 1900C, 2000, 2600, Berlina, Duetto 1600..... | 8 | Ford | |
| Giulia, Giulia Spirit, Giulietta, GT Veloce, GTA, GTC | 8 | Anglia, Consul, Cortina | 18 |
| GTV, GTZ, Montreal, Spider, Sport, Sprint, TZ, TZ2 | 8 | Country Sedan, Country Squire..... | 18 |
| American Motors | | Crestline, Crown Victoria, Custom..... | 19 |
| Ambassador, American, Classic, Concord | 8 | Custom 300, Custom 500..... | 19 |
| Eagle, Marlin, Pacer, Rambler, Spirit | 9 | Customline, Deluxe, Elite, Fairlane | 20 |
| Aston Martin | | Fairmont, Falcon, Galaxie | 21 |
| DB5, DB6 | 9 | Galaxie 500, Granada, LTD | 22 |
| Austin | | LTD Crown Victoria, LTD II, Mainline..... | 23 |
| America, Marina..... | 9 | Maverick, Mustang..... | 23 |
| Austin Healey | | Pinto, Thunderbird..... | 25 |
| Sprite | 9 | Torino, Zephyr, Zodiac | 26 |
| Bentley | | Hillman | |
| Continental, S2 Series, S3 Series | 10 | Husky, Minx | 26 |
| Buick | | Hyundai | |
| Apollo, Century, Commercial Chassis, Electra | 10 | Pony, Stellar | 26 |
| Estate Wagon, LeSabre, Regal, Riviera..... | 10 | Jaguar | |
| Roadmaster, Skyhawk, Skylark, Special..... | 10 | 2.4 | 26 |
| Wildcat | 11 | 240, 3.4, 3.8, 340, 420, C-Type..... | 27 |
| Cadillac | | D-Type, Mark IX, Mark VII, Mark VIII, Mark X | 28 |
| Brougham, Commercial Chassis, DeVille | 11 | V12, Vanden Plas, XJ, XJ12, XJ6, XJS..... | 28 |
| Eldorado, Fleetwood, Series 61 | 12 | XK120, XK140, XK150, XKE, XKSS | 29 |
| Series 62, Series 75 Fleetwood | 12 | Jensen | |
| Checker | | 541, 541R, 541S, C-V8, Interceptor | 29 |
| Aerobus, Marathon, Taxicab | 12 | Lagonda | |
| Chevrolet | | Rapide | 29 |
| Bel Air, Camaro, Caprice | 13 | Lincoln | |
| Chevelle, Chevette, Chevy II..... | 14 | Capri, Continental..... | 29 |
| Corvair, Corvette, Impala, Laguna | 14 | Cosmopolitan, Lincoln, Mark Series, Premier, Town Car | 30 |
| Malibu, Monte Carlo, Monza, Nova, Vega | 15 | Versailles | 31 |
| Chrysler | | Lotus | |
| 300, Conquest, Cordoba, Fifth Avenue, Imperial | 15 | Elan, Elite | 31 |
| LeBaron, New Yorker, Newport, Saratoga, Windsor..... | 16 | Maserati | |
| Daimler | | 3500GT, 3500GTI, A6G/2000, Ghibli, Mexico, Sebring | 31 |
| 250, DK400, SP250..... | 16 | Mazda | |
| Dodge | | 1200, 616 | 31 |
| Aspen, Challenger, Charger, Colt..... | 16 | 618, 626, 808, GLC, Mizer, R100, RX-2, RX-3, RX-7..... | 32 |
| Conquest, Coronet, Dart, Diplomat..... | 17 | Mercury | |
| Magnum, Monaco, Royal Monaco, Viper | 17 | Bobcat, Capri, Comet, Cougar..... | 32 |
| | | Custom, Grand Marquis..... | 33 |

| | |
|---|----|
| Mercury (continued) | |
| Marauder, Marquis, Meteor | 34 |
| Monarch, Montego, Monterey | 34 |
| Zephyr | 35 |
| MG | |
| 1100, 1300, Magnette, MGA, MGB, MGC | 35 |
| Midget, TC, TD, TDC, TF, YA, YB, YT, ZA, ZB | 35 |
| Mitsubishi | |
| Starion | 35 |
| Morris | |
| Minor, Oxford | 36 |
| Nissan | |
| 1000, 1200, 1300, 1600, 2000, 240Z, 260Z, 280Z | 36 |
| 411, 510, 610, 710, 810, B110, Maxima | 36 |
| Oldsmobile | |
| 88, 98 | 36 |
| Custom Cruiser, Cutlass Series | 37 |
| Delta 88 | 37 |
| Deluxe 88, F85, Fiesta, Jetfire, Omega | 38 |
| Series 98, Starfire, Vista Cruiser | 38 |
| Opel | |
| Caravan, Opel | 39 |
| Plymouth | |
| Arrow, Barracuda, Belvedere | 39 |
| Conquest, Cricket, Duster, Fury | 39 |
| Fury I, Fury II, Fury III, Gran Fury, GTX, Roadrunner | 40 |
| Sapporo, Satellite, Suburban, Valiant, Volare | 40 |
| Pontiac | |
| Acadian, Astre, Bonneville, Catalina | 40 |
| Chieftain, Executive, Firebird, Grand Am, Grand LeMans | 41 |
| Grand Prix, Grandville, GTO, LeMans, Safari, Star Chief | 41 |
| Streamliner, Sunbird, Tempest, Torpedo | 42 |
| Rolls Royce | |
| Camargue, Corniche, Phantom | 42 |
| Silver Cloud, Silver Dawn, Silver Shadow | 42 |
| Silver Shadow II, Silver Wraith, Silver Wraith II | 42 |
| Rover | |
| 2000, 3500S | 42 |
| Simca | |
| 1000, 1000S, 5, Ariane, Aronde, Vedette | 42 |
| SRT | |
| Viper | 42 |
| Subaru | |
| DL, GL, Legacy | 43 |
| Sunbeam | |
| Alpine, Imp, Rapier, Tiger | 43 |
| Toyota | |
| Carina, Celica, Corolla, Corona, Cressida | 43 |
| Crown, Mark II, Starlet, Supra | 43 |
| Triumph | |
| 2000, GT6, Herald, Spitfire, Stag, TR2, TR250 | 44 |
| TR3, TR3A, TR3B, TR4, TR4A, TR6, TR7, TR8 | 44 |
| Vauxhall | |
| Fourteen, Ten, Twelve, Velox, Victor, Wyvern | 44 |
| Volvo | |
| 122, 142, 144, 145, 164, 1800 | 44 |
| 240, 242, 245, 262, 264 | 44 |
| 265, 740, 745, 760, 780, 940, 960, DL | 45 |
| RWD Applications | |
| Buick | |
| Rainier | 46 |
| Cadillac | |
| Escalade, Escalade ESV | 46 |
| Chevrolet | |
| 3C, 3D, 3E, 3F | 46 |
| 3G, Astro, Avalanche, Avalanche 1500 | 47 |
| Avalanche 2500, B7, Blazer, C10 Series | 47 |
| C1500 Series | 50 |
| C20 Series | 52 |
| C2500 Series, C30 Series | 54 |
| C3500, C60 Kodiak, C6500 Kodiak, C70 Kodiak | 55 |
| C7500 Kodiak, Colorado | 55 |
| El Camino, Express 1500, Express 2500 | 56 |
| Express 3500 | 58 |
| Express 4500, G10 | 62 |
| G10 Van, G20 | 63 |
| G20 Van, G30 | 64 |
| G30 Van, LLV, LUV, Luv Pickup, P10 Series | 65 |
| P20 Series | 66 |
| P30 Series | 67 |
| R10 Series, R1500 Series, R20 Series, R2500 Series | 70 |
| R30, R3500, S10 Series | 70 |
| Silverado 1500 Series | 71 |
| Silverado 2500 Series | 72 |
| Silverado 3500 Series | 74 |
| SSR, Suburban 1500, Suburban 2500 | 75 |
| T6500, T7500, Tahoe, Tracker, Trailblazer Series | 75 |

| | |
|---|-----|
| Chrysler | |
| Aspen | 76 |
| Dodge | |
| A100 Series, B100 Series, B150, B1500, B200 Series | 76 |
| B250, B2500, B300 Series | 76 |
| B350, B3500, CB300, D100 Series, D150, D200 Series..... | 77 |
| D250, D300 Series, D350, D50, Dakota..... | 78 |
| Durango, MB300, P200 Series, Ram 1500 Series | 79 |
| Ram 2500 Series | 80 |
| Ram 3500 Series | 82 |
| Ram 4500, 50, 5500, Ramcharger, RD200 | 84 |
| Ford | |
| Aerostar, Bronco, Courier, E-100 Series | 85 |
| E-150 Series | 86 |
| E-200 Series, E-250 Series | 87 |
| E-300 Series | 89 |
| E-350 Series | 90 |
| E-450 Series | 94 |
| E-550 Series | 94 |
| Econoline Super Duty, Escape, Excursion, Expedition | 95 |
| Explorer Series, F Super Duty, F-100 | 96 |
| F-150 | 97 |
| F-150 Heritage..... | 99 |
| F-250..... | 100 |
| F-250 Super Duty | 107 |
| F-350..... | 107 |
| F-350 Super Duty | 111 |
| F-450 Super Duty, F-500, F53, F-550 Super Duty..... | 112 |
| F59, F700, M-400, M-450, P-100, P-400, P-500..... | 112 |
| Ranchero, Ranger | 112 |
| Transit-150, Transit-250, Transit-350 Series..... | 113 |
| Geo | |
| Tracker | 113 |
| GMC | |
| 1000 Series, 100-24, 150, 1500 Series..... | 114 |
| 150-22, 150-24, B7, C15 Series | 114 |
| C15/C1500 Series..... | 115 |
| C1500..... | 115 |
| C1500 Suburban..... | 118 |
| C25 Series, C2500 Series..... | 119 |
| C35..... | 120 |
| C35/C3500 Pickup, C3500 | 121 |
| C4500 Topkick, C5500 Topkick, C6000 Topkick..... | 122 |
| C6500 Topkick, C7000 Topkick, Caballero, Canyon..... | 122 |
| Envoy Series | 123 |
| GMC (continued) | |
| G15, G15/1500 Van, G1500, G25, G2500..... | 124 |
| G35..... | 125 |
| G35/G3500 Van, G3500, Jimmy, P1000, P15 | 126 |
| P15/P1500 Van, P1500, P25, P25/P2500 Van, P2500 ... | 127 |
| P35, P35/P3500 Van, P3500 | 128 |
| R1500 Series, R2500 Series, R3500..... | 129 |
| S15 Series, Safari | 129 |
| Savana 1500, Savana 2500 | 130 |
| Savana 3500..... | 132 |
| Savana 4500..... | 136 |
| Sierra 1500 Series | 136 |
| Sierra 2500 Series | 138 |
| Sierra 3500 Series | 140 |
| Sonoma, Sprint, T6500, T7500, Yukon Series..... | 142 |
| Honda | |
| Passport..... | 143 |
| Infiniti | |
| QX4, QX56 | 143 |
| International | |
| 1000A, 1000B, 1000C, 1000D, 1200A, 1200B..... | 143 |
| 1200C, 1200D, 1210, 900A, M1200, M1400 | 144 |
| Scout, Scout II..... | 144 |
| Isuzu | |
| Amigo, Ascender, Axiom, Hombre, i-280, i-290, Pickup.... | 144 |
| Rodeo Series, Trooper | 144 |
| Jeep | |
| Cherokee, Comanche, Commando, Gladiator | 145 |
| Grand Cherokee | 145 |
| Jeepster, Liberty, Wagoneer..... | 146 |
| Kia | |
| Sportage | 146 |
| Land Rover | |
| Freelander | 146 |
| Lincoln | |
| Aviator, Blackwood, Mark LT, Navigator..... | 146 |
| Mazda | |
| B1600, B1800, B2000, B2200, B2300, B2500..... | 147 |
| B2600, B3000, B4000, Navajo, Tribute | 147 |
| Mercury | |
| Mariner | 147 |
| Mountaineer..... | 148 |
| Mitsubishi | |
| Mighty Max, Montero Sport, Outlander | 148 |
| Raider, Van | 148 |

| | | | |
|---|-----|--|-----|
| Nissan | | Chevrolet (continued) | |
| 520 Pickup, 521 Pickup, 620, 620 Pickup | 148 | K2500 Series | 167 |
| Armada, D21, Frontier | 148 | K30, K3500 | 168 |
| NV1500, NV2500, NV3500 | 149 | K5 Blazer, LUV, S10, S10 Blazer | 170 |
| Pathfinder, Pathfinder Armada, Patrol | 149 | Silverado 1500 Series | 170 |
| Pickup, Titan, Titan XD | 149 | Silverado 2500 Series | 172 |
| Xterra | 150 | Silverado 3500 Series | 174 |
| Oldsmobile | | Suburban 1500 Series, Suburban 2500 Series | 176 |
| Bravada | 150 | Suburban 3500 HD, Tahoe, Tracker, Trailblazer Series ... | 176 |
| Plymouth | | V10 Series, V1500 Suburban | 176 |
| Arrow Pickup | 150 | V20 Series, V2500 Suburban, V30 | 177 |
| PB100, PB100 Van, PB150, PB200, PB250 | 150 | V3500 | 178 |
| PB300, PB300 Van, PB350, Trailduster | 150 | Chrysler | |
| Pontiac | | Aspen | 178 |
| Torrent | 150 | Daihatsu | |
| Ram | | Rocky | 178 |
| 1500 | 150 | Dodge | |
| 2500 | 151 | D50, Dakota | 178 |
| 3500 | 152 | Durango, Power Ram 50, Raider, Ram 1500 | 179 |
| 4500, 5500, Dakota | 154 | Ram 2500 | 180 |
| Saturn | | Ram 3500 | 183 |
| Vue | 154 | Ram 4500, Ram 50, Ram 5500, Ramcharger | 187 |
| Subaru | | W100 Series, W150 | 188 |
| Brat | 154 | W200 Series | 189 |
| Suzuki | | W250 | 190 |
| Equator, Grand Vitara, Sidekick, Vitara, XL-7 | 154 | W300 Series | 191 |
| Toyota | | W350, Wm Power Wagon | 192 |
| 4Runner, FJ Cruiser, Pickup, Previa | 155 | Ford | |
| Sequoia, T100, Tacoma | 155 | Aerostar, Bronco | 193 |
| Tundra, Van | 156 | Bronco II, Excursion | 194 |
| 4WD Applications | | Expedition | 195 |
| Acura | | Explorer Series, F-100 | 196 |
| SLX | 158 | F-150 | 198 |
| AM General | | F-150 Heritage | 200 |
| Hummer | 158 | F-250 | 201 |
| Buick | | F-250 Super Duty | 207 |
| Rainier | 158 | F-350 | 209 |
| Cadillac | | F-350 Super Duty | 213 |
| Escalade Series | 158 | F-450 Super Duty | 222 |
| Chevrolet | | F-550 Super Duty | 223 |
| Astro, Avalance Series | 158 | Ranger | 224 |
| Blazer | 159 | Geo | |
| Colorado, Equinox, Express 1500, K10 Series | 160 | Tracker | 226 |
| K1500 Series | 162 | GMC | |
| K20 Series | 165 | C4500, C5500 Topkick, Canyon, Envoy Series, Jimmy | 226 |
| | | K15 Series | 227 |

| | | | |
|---|-----|---|-----|
| GMC (continued) | | Lincoln | |
| K15/K1500 Pickup | 228 | Aviator, Mark LT | 256 |
| K1500 | 228 | Navigator | 257 |
| K1500 Suburban | 230 | Mazda | |
| K25 | 231 | B2300 | 257 |
| K25/K2500 Pickup | 232 | B2600, B3000, B4000, MPV, Navajo | 258 |
| K2500 | 232 | Mercedes Benz | |
| K2500 Suburban, K35, K3500 | 233 | ML320, ML350, ML430 | 258 |
| S15, S15 Jimmy, Safari | 235 | ML500, ML55 AMG | 259 |
| Savana 1500, Sierra 1500 Series | 236 | Mercury | |
| Sierra 2500 Series | 237 | Mountaineer | 259 |
| Sierra 3500 Series | 240 | Mitsubishi | |
| Sonoma, Syclone, Typhoon, V1500 Series | 243 | Mighty Max, Montero, Montero Sport, Raider | 260 |
| V2500 Series, V3500, Yukon, Yukon XL Series | 244 | Nissan | |
| Honda | | 720, Armada, D21, Frontier | 260 |
| Passport | 245 | Pathfinder, Pathfinder Armada, Pickup, Titan | 261 |
| Hummer | | Titan XD, Xterra | 262 |
| H1, H2, H3 | 245 | Oldsmobile | |
| H3T | 246 | Bravada | 262 |
| Infiniti | | Plymouth | |
| QX4, QX56 | 246 | Trailduster | 262 |
| International | | Ram | |
| 1000A, 1000B, 1000C, 1000D | 246 | 1500, 2500 | 263 |
| 1200A, 1200B, 1200C, 1200D | 246 | 3500 | 265 |
| 1210, 1300A, 1300B, 1300C, 1300D | 247 | 4500 | 268 |
| 900A, Scout, Scout II | 247 | 5500 | 269 |
| Isuzu | | Dakota | 270 |
| Amigo | 247 | Saab | |
| Ascender, Axiom, Hombre, I-350, I-370 | 248 | 9-7x | 270 |
| Pickup, Rodeo, Rodeo Sport | 248 | Suzuki | |
| Trooper, VehiCROSS | 249 | Equator, Grand Vitara, Vitara | 270 |
| Jeep | | Samurai, Sidekick, XL-7 | 270 |
| Cherokee | 249 | Toyota | |
| CJ Series, Comanche | 250 | 4Runner, FJ Cruiser | 270 |
| Commando, Gladiator, Grand Cherokee | 251 | Land Cruiser, Pickup | 271 |
| Grand Wagoneer, J10, J20, J-2600 | 252 | Previa, Sequoia, T100, Tacoma, Tundra | 272 |
| J-2700, J-2800, J-3500, J-3600 | 252 | Constant Velocity Centering Yokes | 276 |
| J-3700, J-3800, Jeepster, Liberty | 253 | Constant Velocity Centering Repair Kits | 278 |
| Scrambler, TJ, Wagoneer | 254 | Center Bearings By Bearing ID | 281 |
| Wrangler | 255 | Center Bearing Detail | 282 |
| Kia | | Driveshaft Lubrication Specifications | 303 |
| Sorento, Sportage | 256 | Common Universal Joint Kits By Series | 310 |
| Land Rover | | U-Joint Kit Attaching Hardware & Torque Specs | 311 |
| Defender 110, Defender 90, Discovery | 256 | U-Joint Kit Method of Retention Hardware | 313 |
| Land Rover, Range Rover | 256 | Driveline Conversion Kits | 314 |
| Lexus | | U-Joint Kit Styles | 315 |
| GX460, GX470, LX450, LX470, LX570 | 256 | Supercession/Obsolescence List | 340 |

GENERAL SAFETY INFORMATION

To prevent injury to yourself and/or damage to the equipment:

- Read carefully all owners manuals, service manuals, and or other instructions.
- Always follow proper procedures and use proper tools and safety equipment.
- Be sure to receive proper training.
- Never work alone while under a vehicle or while repairing or maintaining equipment.
- Always use proper components in applications for which they are approved.
- Be sure to assemble components properly.
- Never use worn-out or damaged components.
- Always block any raised or moving device that may injure a person working on or under a vehicle.
- Never operate the controls of the power take-off or other driven equipment from any position that could result in getting caught in the moving machinery.



WARNING

Rotating Auxiliary Driveshafts



- Rotating auxiliary driveshafts are dangerous. You can snag clothes, skin, hair, hands, etc. This can cause serious injury or death.
- Do not go under the vehicle when the engine is running.
- Do not work on or near an exposed shaft when the engine is running.
- Shut off engine before working on power take-off or driven equipment.
- Exposed rotating driveshafts must be guarded.



WARNING

Warning: Using Set Screws

Auxiliary driveshafts may be installed with either recessed or protruding set screws. If you choose a square head set screw, you should be aware that it will protrude above the hub of the yoke and may be a point where clothes, skin, hair, hands, etc. could be snagged. A socket head set screw, which may not protrude above the hub of the yoke, does not permit the same amount of torquing as does a square head set screw. Also, a square head set screw, if used with a lock wire, will prevent loosening of the screw caused by vibration. Regardless of the choice made with respect to a set screw, an exposed rotating auxiliary driveshaft must be guarded.



WARNING

Warning: Guarding Auxiliary Driveshafts

We strongly recommend that a power take-off and a directly mounted pump be used to eliminate the auxiliary driveshaft whenever possible. If an auxiliary driveshaft is used and remains exposed after installation, it is the responsibility of the vehicle designer and P.T.O. installer to install a guard.



This symbol warns of possible injury.



Get the right u-joint right away. With the Spicer® Yoke Ruler, you can quickly and easily measure a driveshaft yoke to determine the series of a driveshaft and then refer to the chart to the right to determine the correct u-joint kits for that series. This guide shows you how to find the part you need, no matter what information you have in front of you. **NOTE:** The Spicer Yoke Ruler is used to determine the series of driveshaft that is compatible with your yoke. Measurements for u-joint kits should be made with a caliper or micrometer and determined by using the dimensional charts in Spicer's K350 catalog.

How to Measure a Yoke

This section will demonstrate how to use the Spicer Yoke Ruler to determine the correct Spicer driveshaft series when all you have is a yoke from a driveshaft. **NOTE:** This ruler will only measure Spicer Series yokes and is not inclusive of all driveshaft series. Refer to chart on the next page for u-joint kit number choices.

With a Full-Round Driveshaft Yoke

1. Measure from the outside of the yoke ears as shown
2. The correct driveshaft/u-joint series will be indicated on the opposite ear – **1310 in this example**

The correct u-joint kit options are listed in the chart to the right, and include **5-153X** (Spicer service kit – greaseable), **5-1310-1X** (Spicer Life/SPL greaseable), and **5-1310X** (Spicer Life/SPL non-greaseable). **For measurements showing multiple series, refer to the K350 catalog.**



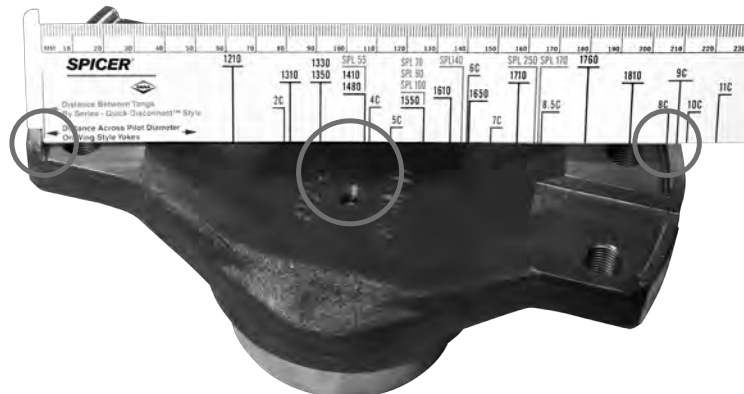
With a Half-Round Driveshaft Yoke

1. Measure from the inside of the tab as shown
2. The correct driveshaft/u-joint series will be indicated on the opposite tab – **SPL170 in this example.**

For measurements showing multiple series, refer to the K350 catalog.

With a Wing™ Series Yoke

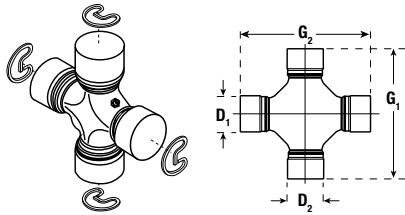
1. Measure across the inside of the pilot diameter. **CAUTION:** Make sure your ruler is directly over the center of the bolt holes on the yoke as shown
2. Read result on **opposite** pilot diameter
3. Wing™ Series u-joint kit part numbers can be found in the Wing™ Series brochure (J3312-WINGBRO-52105) available at www.SpicerParts.com/library



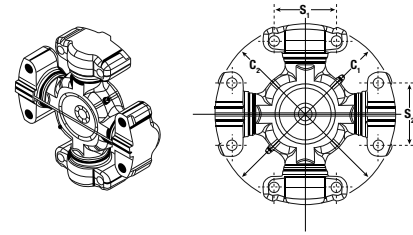
Measuring U-Joint Kits (Spicer Yoke Ruler does not apply.)

The illustrations below show appropriate measurements required to identify the most common styles of u-joint kits. Illustrations for the other styles of u-joint kits can be found in the last section of the K350 catalog. We recommend using a caliper or micrometer to most accurately measure u-joints. U-Joint caps must be compressed when measuring dimension over the caps. Once you have recorded your measurements, refer to the dimensional charts by u-joint type which can be found in the last section of the K350 catalog. The K350 catalog can be downloaded from our online library, located at www.SpicerParts.com/library.

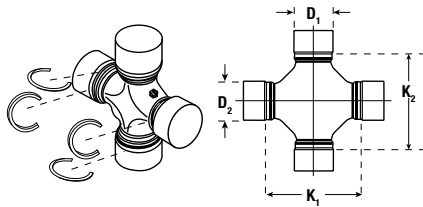
Outside Snap Rings



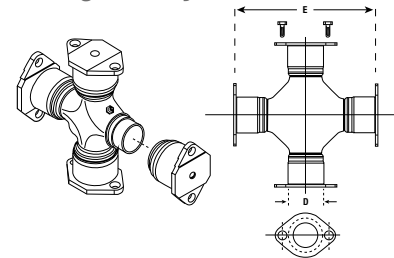
Wing™ Series



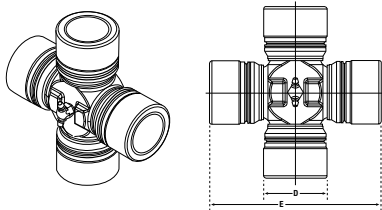
Inside Snap Rings



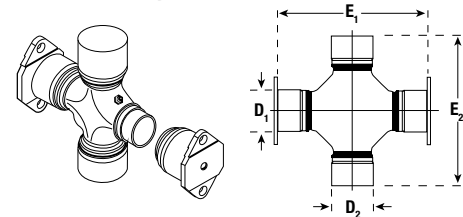
Bearing Plate Style



Spicer Life Series® (SPL® 140, 170, 250, and 350)



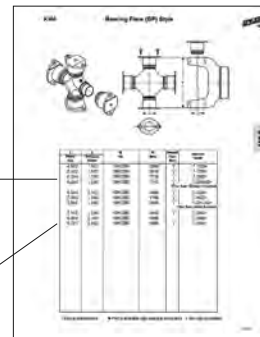
Half Round Style



Sample of the K350 Dimensional Pages

Bearing Plate (BP) Style

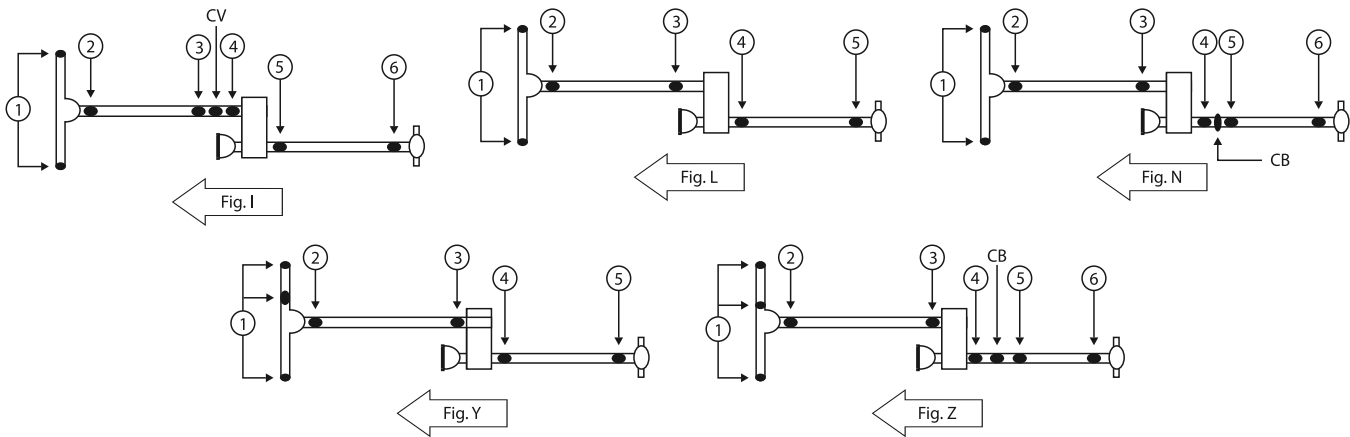
| E Between Caps | D Bearing cap Diameter | OE Mfg. | OE Series | Greaseable (Y=yes N=no) | Spicer Part Number |
|----------------------|------------------------------|------------|--------------|-------------------------------|-----------------------|
| 4.562 | 1.562 | SPICER | 1500 | Y | 5-115X• |
| 5.312 | 1.875 | SPICER | 1610 | Y | 5-279X |
| 6.094 | 1.938 | SPICER | 1710 | Y | 5-280X |
| 6.094 | 1.938 | SPICER | 1710 | Y | 5-280-4X• |





Spicer® parts are there when you hit the trail—and when the trail hits back. No matter what conditions you throw at your 4WD vehicle, trust non-greaseable Spicer SPL® U-joints with the triple lip seal for premium performance. And when you need it, Spicer 4WD u-joint performance packs have everything for a complete u-joint change-out—with just one part number to order. For a complete listing of applications, please visit www.SpicerParts.com/literature and download the catalog “K350-1-DSSP” from the driveshaft section.

To help you find the Spicer u-joints you need for your vehicle, we have developed these performance u-joint charts. Simply follow these instructions. 1. Use the Kit Numbers by Make charts on the right to find the kit number that matches your year, make, and model. 2. Find your kit part number on the chart below. 3. Read across the chart to determine which drawing (DWG) corresponds to your kit. 4. Locate the u-joint that corresponds to the position you need.



| Make | Kit Number | DWG | Pos 1 | Pos 2 | Pos 3 | Pos 4 | Pos 5 | Pos 6 |
|-------|------------|--------|---------|---------|---------|---------|---------|---------|
| Ford | SPL1001FK | Y | 5-760X | 5-1330X | 5-1330X | 5-1350X | 5-1350X | N/A |
| Ford | SPL1002FK | Y | 5-760X | 5-1330X | 5-1330X | 5-7438X | 5-7438X | N/A |
| Ford | SPL1003FK | Z | 5-760X | 5-1330X | 5-1330X | 5-1330X | 5-1330X | 5-1330X |
| Ford | SPL1004FK | Y | 5-760X | 5-1330X | 5-1330X | 5-1330X | 5-1330X | N/A |
| Ford | SPL1005FK | Z | 5-760X | 5-1330X | 5-1330X | 5-1350X | 5-1350X | 5-1350X |
| Ford | SPL1006FK | Y or L | N/A | 5-1330X | 5-1330X | 5-1330X | 5-1330X | N/A |
| Ford | SPL1007FK | Y or L | N/A | 5-1330X | 5-1330X | 5-1350X | 5-1350X | N/A |
| Ford | SPL1008FK | Z | N/A | 5-1330X | 5-1330X | 5-1330X | 5-1330X | 5-1330X |
| Ford | SPL1009FK | Z | N/A | 5-1330X | 5-1330X | 5-1350X | 5-1350X | 5-1350X |
| Ford | SPL1011FK | L | N/A | 5-1310X | N/A | 5-1330X | 5-1330X | N/A |
| Ford | SPL1012FK | L | N/A | 5-1330X | N/A | 5-1330X | 5-1330X | N/A |
| Jeep | SPL1013JK | I | 5-760X | 5-1310X | 5-1310X | 5-1310X | 5-788X | 5-788X |
| Jeep | SPL1014JK | I | 5-760X | 5-1310X | 5-1310X | 5-1310X | 5-1310X | 5-1310X |
| Jeep | SPL1015JK | I | 5-760X | 5-1310X | 5-1310X | 5-1310X | 5-811X | 5-811X |
| Jeep | SPL1016JK | I | N/A | 5-1310X | 5-1310X | 5-1310X | 5-1310X | 5-1310X |
| Jeep | SPL1017JK | I | N/A | 5-1310X | 5-1310X | 5-1310X | 5-1330X | 5-1310X |
| Jeep | SPL1018JK | L | 5-760X | 5-1310X | 5-1310X | 5-1310X | 5-1310X | N/A |
| Jeep | SPL1019JK | I | 5-760X | 5-793X | 5-1330X | 5-1330X | 5-795X | 5-793X |
| Jeep | SPL1020JK | I | 5-760X | 5-793X | 5-1330X | 5-1330X | 5-1310X | 5-1310X |
| Jeep | SPL1026JK | L | 5-260X | 5-1310X | 5-1310X | 5-1310X | 5-1310X | N/A |
| Jeep | SPL1027JK | I | 5-260X | 5-1310X | 5-1310X | 5-1310X | 5-1310X | 5-1310X |
| Jeep | SPL1028JK | I | 5-7166X | 5-1310X | 5-1310X | 5-1310X | 5-1310X | 5-1310X |
| Jeep | SPL1029JK | I | 5-760X | 5-1350X | 5-1350X | 5-1350X | 5-1350X | 5-1350X |
| Jeep | SPL1030JK | I | 5-7166X | 5-1350X | 5-1350X | 5-1350X | 5-1350X | 5-1350X |
| Chevy | SPL1021CK | L | N/A | 5-795X | 5-795X | 5-795X | 5-795X | N/A |
| Chevy | SPL1022CK | L | N/A | 5-795X | 5-795X | 5-1330X | 5-793X | N/A |
| Chevy | SPL1023CK | N | N/A | 5-795X | 5-795X | 5-1330X | 5-1330X | 5-793X |
| Chevy | SPL1024CK | L | N/A | 5-795X | 5-795X | 5-1350X | 5-1350X | N/A |
| Chevy | SPL1025CK | N | N/A | 5-795X | 5-795X | 5-1350X | 5-1350X | 5-1350X |



FORD

| Year | Model | Description | Kit # |
|-----------|------------|--|-----------|
| 1997-2001 | Expedition | 2 joint shaft w/ adj. suspension | SPL1007FK |
| 1997-2001 | Expedition | 2 joint shaft w/ std suspension | SPL1006FK |
| 2002-2006 | Expedition | 2 joint driveshaft | SPL1007FK |
| 1998-2003 | Explorer | w/ plunging CV joint at TC | SPL1010FK |
| 2004 | Explorer | w/ Sport Trac | SPL1012FK |
| 2005-2006 | Explorer | | SPL1011FK |
| 1997-1999 | F-150 | 2 joint driveshaft w/ 2 inside and 2 outside snap rings | SPL1002FK |
| 1997-1999 | F-150 | 2 joint driveshaft w/ 4 outside snaps | SPL1001FK |
| 1997-1999 | F-150 | 3 joint driveshaft | SPL1003FK |
| 2000-2001 | F-150 | 2 joint driveshaft w/ 4.2L and 4.6L exc. reg. cab w/ short bed | SPL1001FK |
| 2000-2001 | F-150 | 2 joint driveshaft w/ 4.2L and 4.6L reg. cab w/ short bed | SPL1004FK |
| 2000-2001 | F-150 | 2 joint driveshaft w/ 5.4L engine | SPL1001FK |
| 2000-2001 | F-150 | 3 joint driveshaft w/ 4.2L and 4.6L engine | SPL1003FK |
| 2000-2001 | F-150 | 3 joint driveshaft w/ 5.4L engine | SPL1005FK |
| 2002-2003 | F-150 | 2 joint driveshaft w/ 4.2L and 4.6L exc. reg. cab w/ short bed | SPL1007FK |
| 2002-2003 | F-150 | 2 joint driveshaft w/ 4.2L and 4.6L reg. cab w/ short bed | SPL1006FK |
| 2002-2003 | F-150 | 2 joint driveshaft w/ 5.4L engine | SPL1007FK |
| 2002-2003 | F-150 | 3 joint driveshaft w/ 5.4L engine | SPL1009FK |
| 2002-2004 | F-150 | 3 joint driveshaft w/ 4.2L and 4.6L engine | SPL1008FK |
| 2004 | F-150 | 2 joint driveshaft w/ 4.2L and 4.6L exc. reg. cab w/ short bed | SPL1007FK |

JEEP

| Year | Model | Description | Kit # |
|-----------|-----------------------|---------------------------------------|-----------|
| 1984-1993 | Cherokee (XJ) | w/o CV front driveshaft | SPL1026JK |
| 1987-1993 | Cherokee (XJ) | w/ CV front driveshaft | SPL1027JK |
| 1995-1998 | Cherokee Compact (XJ) | w/ 2 inside and 2 outside snap rings | SPL1013JK |
| 1995-1998 | Cherokee Compact (XJ) | w/ 4 inside snap rings w/ 7290 series | SPL1015JK |
| 1995-1998 | Cherokee Compact (XJ) | w/ 4 outside snap rings | SPL1014JK |
| 1999-2001 | Cherokee Compact (XJ) | w/ automatic transmission | SPL1014JK |
| 1968-1983 | CJ5 | w/o CV front driveshaft | SPL1026JK |
| 1979-1983 | CJ5 | w/ CV front driveshaft | SPL1027JK |
| 1976-1986 | CJ7 | w/o CV front driveshaft | SPL1026JK |
| 1979-1986 | CJ7 | w/ CV front driveshaft | SPL1027JK |
| 1994-1998 | Grand Cherokee | w/ 2 inside and 2 outside snap rings | SPL1013JK |

continued next page



JEEP (CONTINUED)

| Year | Model | Description | Kit # |
|-----------|----------------|---|-----------|
| 1994-1998 | Grand Cherokee | w/ 4 inside snap rings w/ 7290 series | SPL1015JK |
| 1994-1998 | Grand Cherokee | w/ 4 outside snap rings | SPL1014JK |
| 1999 | Grand Cherokee | | SPL1014JK |
| 2000 | Grand Cherokee | | SPL1016JK |
| 2001-2003 | Grand Cherokee | 4.7L w/ Selec-Trac | SPL1017JK |
| 2001-2003 | Grand Cherokee | 4.7L w/o Selec-Trac | SPL1016JK |
| 2004 | Grand Cherokee | 4.7L engine | SPL1016JK |
| 1997-1998 | Wrangler (TJ) | | SPL1018JK |
| 1999-2002 | Wrangler (TJ) | | SPL1014JK |
| 2003-2004 | Wrangler (TJ) | Exc. Wrangler Rubicon | SPL1014JK |
| 2003-2004 | Wrangler (TJ) | Rubicon | SPL1019JK |
| 2005-2006 | Wrangler (TJ) | Exc. Wrangler Rubicon and Unlimited Rubicon | SPL1014JK |
| 2005-2006 | Wrangler (TJ) | Rubicon | SPL1019JK |
| 2005-2006 | Wrangler (TJ) | Unlimited Rubicon | SPL1020JK |
| 1987-1995 | Wrangler (YJ) | | SPL1026JK |
| 2007-2011 | Wrangler (JK) | w/ aftermarket 1350 or CV front driveshaft | SPL1029JK |
| 2012-2016 | Wrangler (JK) | w/ aftermarket 1310 or CV front driveshaft | SPL1028JK |
| 2012-2016 | Wrangler (JK) | w/ aftermarket 1350 or CV front driveshaft | SPL1030JK |

CHEVROLET

| Year | Model | Description | Kit # |
|-----------|-----------------|---|-----------|
| 1999-2001 | 1500/1500 HD PU | Extended cab, long bed | SPL1023CK |
| 1999-2001 | 1500/1500 HD PU | Extended cab, short bed | SPL1022CK |
| 1999-2004 | 1500/1500 HD PU | Regular cab | SPL1021CK |
| 2002-2004 | 1500/1500 HD PU | Extended cab, long bed, w/o 4 wheel steering option | SPL1023CK |
| 2002-2004 | 1500/1500 HD PU | Extended cab, std bed, w/ 4 wheel steering | SPL1024CK |
| 2002-2004 | 1500/1500 HD PU | Extended cab, std Bed, w/o 4 wheel steering option | SPL1022CK |
| 2002-2004 | 1500/1500 HD PU | Crew cab | SPL1025CK |
| 2005 | 1500/1500 HD PU | Regular cab w/ inside snap rings | SPL1021CK |
| 2005 | 1500/1500 HD PU | Regular cab w/outside snap rings | SPL1024CK |
| 2006 | 1500/1500 HD PU | Extended cab long bed | SPL1025CK |
| 2006 | 1500/1500 HD PU | Regular cab, ext. cab-std bed, crew cab | SPL1024CK |

Alfa Romeo

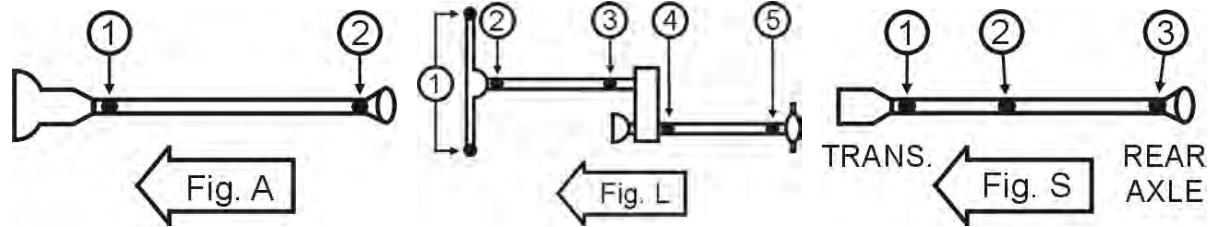
PASSENGER

| Year | Model | Description | Fig. | Location | Spicer Part # | SPL Part # | SVL Part # |
|-----------|---------------|-------------|------|----------|---------------|------------|------------|
| 1954-1958 | 1900 | | A | 1,2 | 5-101X | | |
| 1954-1957 | 1900C | | A | 1,2 | 5-101X | | |
| 1958-1962 | 2000 | | A | 1,2 | 5-101X | | |
| 1962-1968 | 2600 | | A | 1,2 | 5-101X | | |
| 1969-1974 | Berlina | | A | 1,2 | 5-101X | | |
| 1966-1968 | Duetto 1600 | | A | 1,2 | 5-101X | | |
| 1962-1968 | Giulia | | A | 1,2 | 5-101X | | |
| 1962-1968 | Giulia Sprint | | A | 1,2 | 5-101X | | |
| 1954-1963 | Giulietta | | A | 1,2 | 5-101X | | |
| 1969-1974 | GT Veloce | | A | 1,2 | 5-101X | | |
| 1965-1968 | GTA | | A | 1,2 | 5-101X | | |
| 1964-1966 | GTC | | A | 1,2 | 5-101X | | |
| 1967-1968 | GTV | | A | 1,2 | 5-101X | | |
| 1964 | GTZ | | A | 1,2 | 5-101X | | |
| 1971-1975 | Montreal | | A | 1,2 | 5-101X | | |
| 1969-1979 | Spider | | A | 1,2 | 5-101X | | |
| 1978-1979 | Sport | | A | 1,2 | 5-101X | | |
| 1977-1979 | Sprint | | A | 1,2 | 5-101X | | |
| 1965 | TZ | | A | 1,2 | 5-101X | | |
| 1967 | TZ 2 | | A | 1,2 | 5-101X | | |

American Motors

| Year | Model | Description | Fig. | Location | Spicer Part # | SPL Part # | SVL Part # |
|-----------|------------|--|------|----------|---------------|-------------------------|------------|
| 1958-1959 | Ambassador | | A | 1 | 5-3219-1X | | |
| 1960-1962 | Ambassador | Auto Trans; 1.125" Cup Dia. | A | 1 | 5-3219-1X | | |
| | Ambassador | Standard Trans | A | 1 | 5-3219-1X | | |
| 1963-1966 | Ambassador | | A | 1 | 5-3263X | | |
| 1967-1974 | Ambassador | | A | 1,2 | 5-153X* | 5-1310-1X* 5-1310X** | 15-153X |
| 1958-1964 | American | | A | 1,2 | 5-105X | | |
| 1965 | American | 3.2L | A | 1,2 | 5-105X | | |
| 1965-1966 | American | 3.8L | A | 1 | 5-3242X | | |
| | American | 3.8L | A | 2 | 5-2173X | | |
| 1966 | American | 4.7L | A | 1 | 5-3242X | | |
| | American | 3.3L | A | 1,2 | 5-105X | | |
| | American | 4.7L | A | 2 | 5-2173X | | |
| 1967 | American | Auto Trans | A | 1 | 5-3242X | | |
| | American | Standard Trans | A | 1 | 5-2173X | | |
| | American | | A | 2 | 5-2173X | | |
| 1968 | American | | A | 1,2 | 5-153X* | 5-1310-1X* 5-1310X** | 15-153X |
| 1963 | Classic | 3.2L | A | 1 | 5-101X | | |
| 1963-1964 | Classic | 4.7L | A | 1 | 5-3263X | | |
| 1964 | Classic | 3.2L; 3.8L | A | 1 | 5-105X | | |
| 1965 | Classic | 3.2L; 3.3L | A | 1 | 5-105X | | |
| | Classic | 3.8L; 4.7L; 5.3L | A | 1 | 5-3263X | | |
| 1966 | Classic | | A | 1 | 5-3263X | | |
| 1978 | Concord | 2.0L; 3.8L; 4.2L; 5.0L; w/ Inside Snap Rings | A | 1,2 | 5-3228X | 5-789X | |
| | Concord | 2.0L; 3.8L; 4.2L; w/ Outside Snap Rings | A | 1,2 | 5-153X* | 5-1310-1X* 5-1310X** | 15-153X |
| 1979-1982 | Concord | w/ Outside Snap Rings | A | 1 | 5-153X* | 5-1310-1X* 5-1310X** | 15-153X |
| | Concord | w/ Inside Snap Rings | A | 1,2 | 5-3228X | 5-789X | |
| 1979-1983 | Concord | w/ Inside & Outside Snap Rings | A | 2 | | 5-788X | 15-353X |
| 1983 | Concord | | A | 1 | 5-153X* | 5-1310-1X* 5-1310X** | 15-153X |
| | Concord | w/ Outside Snap Rings | A | 2 | 5-153X* | 5-1310-1X* 5-1310X** | 15-153X |

* GREASEABLE ** NON-GREASEABLE



American Motors (Cont'd)

| Year | Model | Description | Fig. | Location | Spicer Part # | SPL Part # | SVL Part # |
|-----------|---------|--|------|----------|---------------|-------------------------|------------|
| 1980-1981 | Eagle | 4.2L | L | 2,3 | 5-153X* | 5-1310-1X* 5-1310X** | 15-153X |
| | Eagle | w/ Outside Snap Rings | L | 4 | 5-153X* | 5-1310-1X* 5-1310X** | 15-153X |
| | Eagle | w/ Inside Snap Rings | L | 4,5 | 5-3228X | 5-789X | |
| | Eagle | w/ Inside & Outside Snap Rings | L | 5 | | 5-788X | 15-353X |
| 1981 | Eagle | 2.5L | L | 2 | 5-101X | | |
| 1982-1988 | Eagle | | L | 2,3,4,5 | 5-153X* | 5-1310-1X* 5-1310X** | 15-153X |
| 1965-1966 | Marlin | | A | 1 | 5-3263X | | |
| 1967 | Marlin | | A | 1,2 | 5-153X* | 5-1310-1X* 5-1310X** | 15-153X |
| 1975 | Pacer | w/ Outside Snap Rings | A | 1,2 | 5-153X* | 5-1310-1X* 5-1310X** | 15-153X |
| 1976-1977 | Pacer | 3.8L; 4.2L; w/ Inside Snap Rings | A | 1,2 | 5-3228X | 5-789X | |
| 1976-1978 | Pacer | 3.8L; 4.2L; w/ Outside Snap Rings | A | 1,2 | 5-153X* | 5-1310-1X* 5-1310X** | 15-153X |
| 1978 | Pacer | 3.8L; 4.2L; 5.0L; w/ Inside Snap Rings | A | 1,2 | 5-3228X | 5-789X | |
| 1979-1980 | Pacer | w/ Outside Snap Rings | A | 1 | 5-153X* | 5-1310-1X* 5-1310X** | 15-153X |
| | Pacer | w/ Inside Snap Rings | A | 1,2 | 5-3228X | 5-789X | |
| | Pacer | w/ Inside & Outside Snap Rings | A | 2 | | 5-788X | 15-353X |
| 1958-1960 | Rambler | Standard Trans; Overdrive; Exc. HD | A | 1 | 5-101X | | |
| | Rambler | Auto Trans | A | 1,2 | 5-105X | | |
| 1969 | Rambler | | A | 1,2 | 5-153X* | 5-1310-1X* 5-1310X** | 15-153X |
| 1979-1981 | Spirit | w/ Outside Snap Rings | A | 1 | 5-153X* | 5-1310-1X* 5-1310X** | 15-153X |
| 1979-1982 | Spirit | w/ Inside Snap Rings | A | 1,2 | 5-3228X | 5-789X | |
| | Spirit | w/ Inside & Outside Snap Rings | A | 2 | | 5-788X | 15-353X |
| 1982 | Spirit | w/ Outside Snap Rings | A | 1,2 | 5-153X* | 5-1310-1X* 5-1310X** | 15-153X |
| 1983 | Spirit | | A | 1,2 | 5-153X* | 5-1310-1X* 5-1310X** | 15-153X |

Aston Martin

| Year | Model | Description | Fig. | Location | Spicer Part # | SPL Part # | SVL Part # |
|-----------|-------|-------------|------|----------|---------------|------------|------------|
| 1963-1965 | DB5 | | A | 1,2 | 5-153X* | 5-1310-1X* | 15-153X |
| 1965-1970 | DB6 | | A | 1,2 | 5-153X* | 5-1310-1X* | 15-153X |

Austin

| Year | Model | Description | Fig. | Location | Spicer Part # | SPL Part # | SVL Part # |
|-----------|---------|-------------|------|----------|---------------|------------|------------|
| 1968-1971 | America | Auto Trans | A | 1,2 | 5-101X | | |
| 1973-1975 | Marina | Auto Trans | S | 1,2,3 | 5-101X | | |

Austin Healey

| Year | Model | Description | Fig. | Location | Spicer Part # | SPL Part # | SVL Part # |
|-----------|--------|-------------|------|----------|---------------|------------|------------|
| 1965-1970 | Sprite | | A | 1,2 | 5-101X | | |

* GREASEABLE ** NON-GREASEABLE

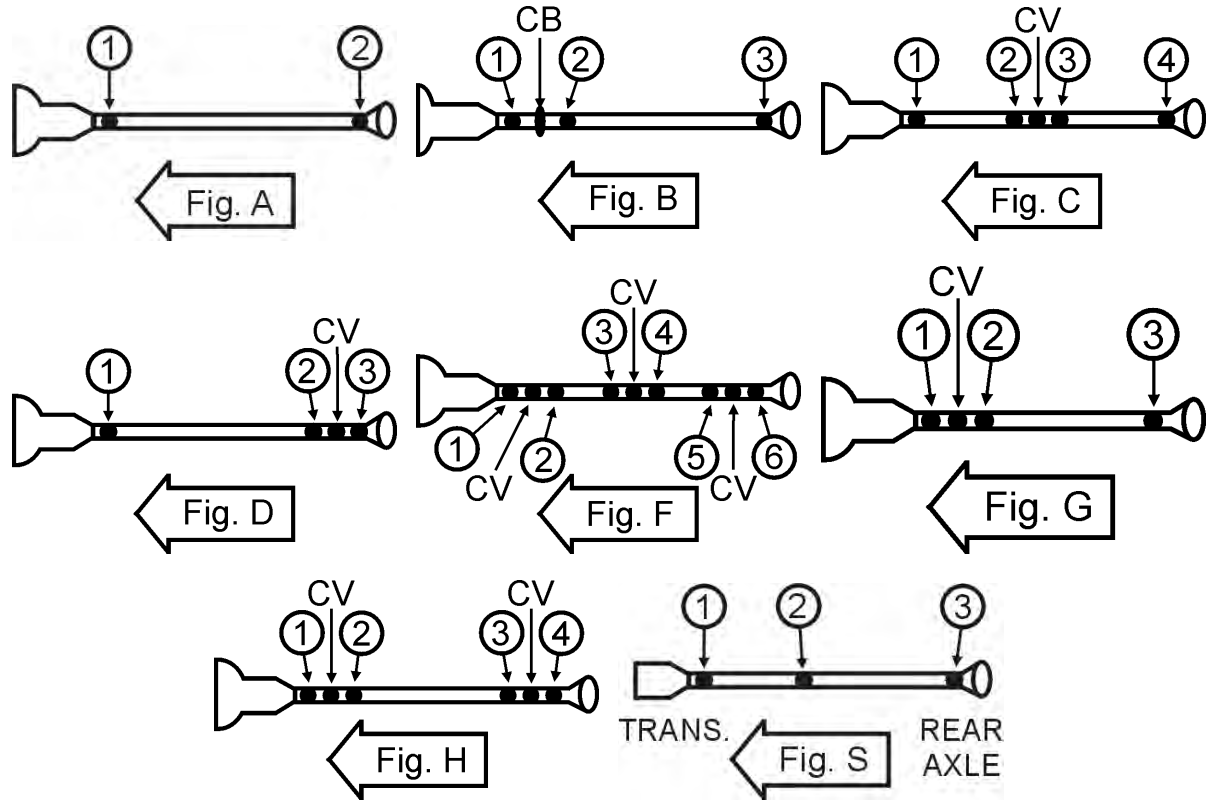
Bentley

| Year | Model | Description | Fig. | Location | Spicer Part # | SPL Part # | SVL Part # |
|-----------|-------------|-------------|------|----------|---------------|-------------------------|------------|
| 1959-1965 | Continental | | A | 1,2 | 5-178X* | 5-1350-1X* 5-1350X** | 15-178X |
| 1959-1961 | S2 Series | | A | 1,2 | 5-178X* | 5-1350-1X* 5-1350X** | 15-178X |
| 1962-1965 | S3 Series | | A | 1,2 | 5-178X* | 5-1350-1X* 5-1350X** | 15-178X |

Buick

| Year | Model | Description | Fig. | Location | Spicer Part # | SPL Part # | SVL Part # |
|-----------|--------------------|-----------------------|------|-------------|---------------|-------------------------|------------|
| 1973-1975 | Apollo | | A | 1,2 | 5-153X* | 5-1310-1X* 5-1310X** | 15-153X |
| 1973-1981 | Century | | A | 1,2 | 5-3147X* | 5-795X** | 15-3147X |
| 1979 | Century | 2 Piece Driveshaft | G | CV | 211009X | | |
| 1995 | Commercial Chassis | | A | 1,2 | 5-3147X* | | 15-3147X |
| 1996 | Commercial Chassis | | A | 1,2 | 5-3147X* | 5-795X** | 15-3147X |
| 1959-1960 | Electra | | B | 2 | 5-213X* | 5-1330-1X* 5-1330X** | 15-213X |
| 1961-1963 | Electra | | B | 1,2 | 5-213X* | 5-1330-1X* 5-1330X** | 15-213X |
| | Electra | | B | 3 | 5-212X* | | |
| 1961-1981 | Electra | 1 Piece Driveshaft | A | 1,2 | 5-3147X* | 5-795X** | 15-3147X |
| 1964-1967 | Electra | 2 Piece Driveshaft | C | 1,4 | 5-3147X* | 5-795X** | 15-3147X |
| 1968 | Electra | 2 Piece Driveshaft | C | 1,2,3,4 | 5-3147X* | 5-795X** | 15-3147X |
| 1969-1981 | Electra | 2 Piece Driveshaft | D | 1,2,3 | 5-3147X* | 5-795X** | 15-3147X |
| 1973-1974 | Electra | Exc. Wagon | G | CV | 211009X | | |
| 1975-1981 | Electra | 2 Piece Driveshaft | G | CV | 211009X | | |
| 1982-1985 | Electra | w/ Outside Snap Rings | A | 1,2 | 5-178X* | 5-1350-1X* 5-1350X** | 15-178X |
| 1982-1989 | Electra | w/ Inside Snap Rings | A | 1,2 | 5-3147X* | 5-795X** | 15-3147X |
| 1982-1983 | Estate Wagon | w/ Inside Snap Rings | A | 1,2 | 5-3147X* | 5-795X** | 15-3147X |
| | Estate Wagon | w/ Outside Snap Rings | A | 1,2 | 5-178X* | 5-1350-1X* 5-1350X** | 15-178X |
| 1959-1960 | LeSabre | | B | 2 | 5-213X* | 5-1330-1X* 5-1330X** | 15-213X |
| 1961-1963 | LeSabre | | B | 1,2 | 5-213X* | 5-1330-1X* 5-1330X** | 15-213X |
| | LeSabre | | B | 3 | 5-212X* | | |
| | LeSabre | 2 Piece Driveshaft | C | 1,2,3,4 | 5-3147X* | 5-795X** | 15-3147X |
| 1961-1981 | LeSabre | 1 Piece Driveshaft | A | 1,2 | 5-3147X* | 5-795X** | 15-3147X |
| 1964-1968 | LeSabre | 2 Piece Driveshaft | C | 1,4 | 5-3147X* | 5-795X** | 15-3147X |
| 1969-1981 | LeSabre | 2 Piece Driveshaft | D | 1,2,3 | 5-3147X* | 5-795X** | 15-3147X |
| 1973-1974 | LeSabre | Exc. Wagon | G | CV | 211009X | | |
| 1975-1981 | LeSabre | 2 Piece Driveshaft | G | CV | 211009X | | |
| 1982-1985 | LeSabre | w/ Inside Snap Rings | A | 1,2 | 5-3147X* | 5-795X** | 15-3147X |
| | LeSabre | w/ Outside Snap Rings | A | 1,2 | 5-178X* | 5-1350-1X* 5-1350X** | 15-178X |
| 1973-1981 | Regal | | A | 1,2 | 5-3147X* | 5-795X** | 15-3147X |
| 1979 | Regal | 2 Piece Driveshaft | G | CV | 211009X | | |
| 1982-1987 | Regal | w/ Inside Snap Rings | A | 1,2 | 5-3147X* | 5-795X** | 15-3147X |
| | Regal | w/ Outside Snap Rings | A | 1,2 | 5-178X* | 5-1350-1X* 5-1350X** | 15-178X |
| 1964-1970 | Riviera | | F | 1,2,3,4,5,6 | 5-3147X* | 5-795X** | 15-3147X |
| 1971-1978 | Riviera | | B | 1,2,3 | 5-3147X* | 5-795X** | 15-3147X |
| 1973-1978 | Riviera | | G | CV | 211009X | | |
| 1957-1958 | Roadmaster | | B | 2 | 5-213X* | 5-1330-1X* 5-1330X** | 15-213X |
| 1991-1996 | Roadmaster | | A | 1,2 | 5-3147X* | 5-795X** | 15-3147X |
| 1975-1979 | Skyhawk | | A | 1,2 | 5-153X* | 5-1310-1X* 5-1310X** | 15-153X |
| 1964-1972 | Skylark | | A | 1,2 | 5-3147X* | 5-795X** | 15-3147X |
| 1961-1963 | Special | | C | 1 | 5-3242X | | |

* GREASEABLE ** NON-GREASEABLE



Buick (Cont'd)

| Year | Model | Description | Fig. | Location | Spicer Part # | SPL Part # | SVL Part # |
|-----------|---------|--------------------|------|----------|---------------|------------|------------|
| 1961-1963 | Special | | C | 2,3 | 5-3263X | | |
| | Special | | C | 4 | 5-3242X | | |
| 1964-1969 | Special | | A | 1,2 | 5-3147X* | 5-795X** | 15-3147X |
| 1962-1963 | Wildcat | 2 Piece Driveshaft | C | 1,2,3,4 | 5-3147X* | 5-795X** | 15-3147X |
| 1962-1970 | Wildcat | 1 Piece Driveshaft | A | 1,2 | 5-3147X* | 5-795X** | 15-3147X |
| 1964-1965 | Wildcat | 2 Piece Driveshaft | C | 1 | 5-3147X* | 5-795X** | 15-3147X |
| 1966-1968 | Wildcat | 2 Piece Driveshaft | C | 1,4 | 5-3147X* | 5-795X** | 15-3147X |
| 1969-1970 | Wildcat | 2 Piece Driveshaft | B | 1,2,3 | 5-3147X* | 5-795X** | 15-3147X |

Cadillac

| Year | Model | Description | Fig. | Location | Spicer Part # | SPL Part # | SVL Part # |
|-----------|--------------------|-------------------------------|------|-------------|---------------|-------------------------|------------|
| 1987-1992 | Brougham | | A | 1,2 | 5-3147X* | 5-795X** | 15-3147X |
| 1991-1992 | Brougham | 3.73 Gear Ratio; Armored Body | H | CV | 211009X | | |
| | | | F | 1,2,3,4,5,6 | 5-3147X* | 5-795X** | 15-3147X |
| 1963-1979 | Commercial Chassis | | F | CV | 211009X | | |
| 1973-1979 | Commercial Chassis | | F | CV | 211009X | | |
| 1980-1984 | Commercial Chassis | | H | 1,2,3,4 | 5-3147X* | 5-795X** | 15-3147X |
| | | | H | CV | 211009X | | |
| 1992-1996 | Commercial Chassis | w/o Armored Body | A | 1,2 | 5-3147X* | 5-795X** | 15-3147X |
| | | Armored Body | D | 1,2,3 | 5-3147X* | 5-795X** | 15-3147X |
| | | 3.73 Gear Ratio; Armored Body | H | CV | 211009X | | |
| 1953-1956 | DeVille | 1 Piece Driveshaft | A | 1,2 | 5-3147X* | 5-795X** | 15-3147X |
| | | 2 Piece Driveshaft | S | 1,2,3 | 5-3264X | | |
| 1957 | DeVille | | S | 1,2,3 | 5-3147X* | 5-795X** | 15-3147X |
| 1958-1962 | DeVille | w/ Inside Snaps Rings | S | 1,2,3 | 5-3147X* | 5-795X** | 15-3147X |
| | | w/ Outside Snaps Rings | S | 1,2,3 | 5-213X* | 5-1330-1X* 5-1330X** | 15-213X |

* GREASEABLE ** NON-GREASEABLE

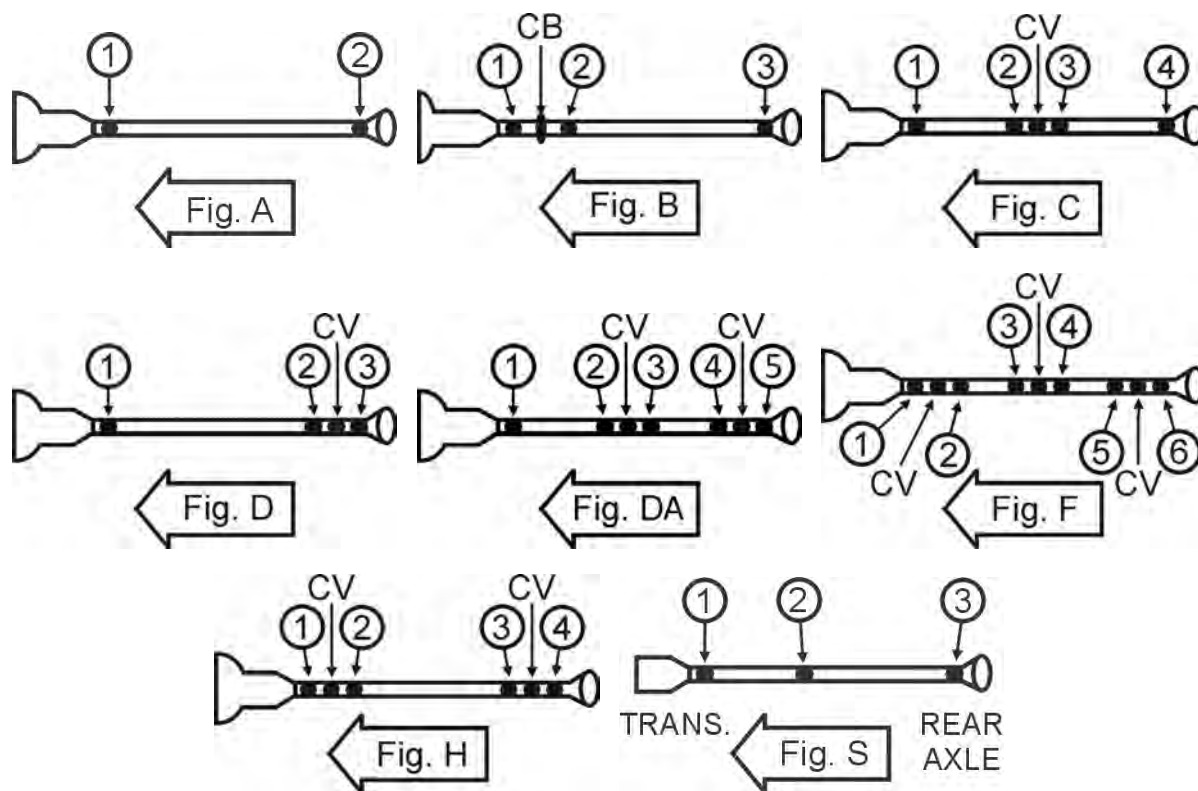
Cadillac (Cont'd)

| Year | Model | Description | Fig. | Location | Spicer Part # | SPL Part # | SVL Part # |
|-----------|---------------------|--------------------------------------|------|-----------|---------------|-------------------------|------------|
| 1963-1967 | DeVille | | DA | 1,2,3,4,5 | 5-3147X* | 5-795X** | 15-3147X |
| 1968-1981 | DeVille | | H | 1,2,3,4 | 5-3147X* | 5-795X** | 15-3147X |
| 1982-1984 | DeVille | | A | 1,2 | 5-3147X* | 5-795X** | 15-3147X |
| 1953-1956 | Eldorado | 1 Piece Driveshaft | A | 1,2 | 5-3147X* | 5-795X** | 15-3147X |
| | Eldorado | 2 Piece Driveshaft | S | 1,2,3 | 5-3264X | | |
| 1957-1962 | Eldorado | w/ Inside Snaps Rings | S | 1,2,3 | 5-3147X* | 5-795X** | 15-3147X |
| | Eldorado | w/ Outside Snaps Rings | S | 1,2,3 | 5-213X* | 5-1330-1X* 5-1330X** | 15-213X |
| 1963-1964 | Eldorado | | DA | 1,2,3,4,5 | 5-3147X* | 5-795X** | 15-3147X |
| 1965-1967 | Fleetwood | | DA | 1,2,3,4,5 | 5-3147X* | 5-795X** | 15-3147X |
| 1968-1981 | Fleetwood | | H | 1,2,3,4 | 5-3147X* | 5-795X** | 15-3147X |
| 1973-1979 | Fleetwood | Exc. 75 Series | C | CV | 211009X | | |
| | Fleetwood | 75 Series | F | CV | 211009X | | |
| 1980-1984 | Fleetwood | | H | CV | 211009X | | |
| 1982-1986 | Fleetwood | | A | 1,2 | 5-3147X* | 5-795X** | 15-3147X |
| 1993-1996 | Fleetwood | Armored Body; 1 Piece Driveshaft | A | 1 | 5-3147X* | 5-795X** | 15-3147X |
| | Fleetwood | w/o Armored Body; 1 Piece Driveshaft | A | 2 | 5-3147X* | 5-795X** | 15-3147X |
| | Fleetwood | w/o Armored Body; 2 Piece Driveshaft | D | 1 | 5-3147X* | 5-795X** | 15-3147X |
| | Fleetwood | Armored Body; 2 Piece Driveshaft | D | 2,3 | 5-3147X* | 5-795X** | 15-3147X |
| | Fleetwood | 3.73 Gear Ratio; Armored Body | H | CV | 211009X | | |
| 1950-1951 | Series 61 | 1 Piece Driveshaft | A | 1,2 | 5-3147X* | 5-795X** | 15-3147X |
| | Series 61 | 2 Piece Driveshaft | S | 1,2,3 | 5-3264X | | |
| 1952-1956 | Series 62 | 1 Piece Driveshaft | A | 1,2 | 5-3147X* | 5-795X** | 15-3147X |
| | Series 62 | 2 Piece Driveshaft | S | 1,2,3 | 5-3264X | | |
| 1950-1956 | Series 75 Fleetwood | 1 Piece Driveshaft | A | 1,2 | 5-3147X* | 5-795X** | 15-3147X |
| | Series 75 Fleetwood | 2 Piece Driveshaft | S | 1,2,3 | 5-3264X | | |
| 1958-1962 | Series 75 Fleetwood | w/ Inside Snaps Rings | S | 1,2,3 | 5-3147X* | 5-795X** | 15-3147X |
| | Series 75 Fleetwood | w/ Outside Snaps Rings | S | 1,2,3 | 5-213X* | 5-1330-1X* 5-1330X** | 15-213X |
| | Series 75 Fleetwood | w/ Inside & Outside Snap Rings | S | 3 | 5-212X* | 5-793X** | |
| 1963-1964 | Series 75 Fleetwood | | S | 1,2,3 | 5-3147X* | 5-795X** | 15-3147X |

Checker

| Year | Model | Description | Fig. | Location | Spicer Part # | SPL Part # | SVL Part # |
|-----------|----------|-------------|------|----------|---------------|-------------------------|------------|
| 1962-1972 | Aerobus | | B | 1,2,3 | 5-153X* | 5-1310-1X* 5-1310X** | 15-153X |
| 1973-1974 | Aerobus | | C | 1,2,3,4 | 5-153X* | 5-1310-1X* 5-1310X** | 15-153X |
| 1961-1968 | Marathon | | A | 1,2 | 5-153X* | 5-1310-1X* 5-1310X** | 15-153X |
| 1969-1971 | Marathon | | A | 1,2 | 5-213X* | 5-1330-1X* 5-1330X** | 15-213X |
| 1972-1973 | Marathon | | A | 1,2 | 5-153X* | 5-1310-1X* 5-1310X** | 15-153X |
| 1974-1980 | Marathon | | A | 1 | 5-213X* | 5-1330-1X* 5-1330X** | 15-213X |
| | Marathon | | A | 2 | 5-153X* | 5-1310-1X* 5-1310X** | 15-153X |
| 1952-1964 | Taxicab | | A | 1,2 | 5-153X* | 5-1310-1X* 5-1310X** | 15-153X |
| 1969-1971 | Taxicab | | A | 1,2 | 5-213X* | 5-1330-1X* 5-1330X** | 15-213X |
| 1972-1973 | Taxicab | | A | 1,2 | 5-153X* | 5-1310-1X* 5-1310X** | 15-153X |
| 1974 | Taxicab | | A | 1 | 5-213X* | 5-1330-1X* 5-1330X** | 15-213X |
| | Taxicab | | A | 2 | 5-153X* | 5-1310-1X* 5-1310X** | 15-153X |

* GREASEABLE ** NON-GREASEABLE



Chevrolet

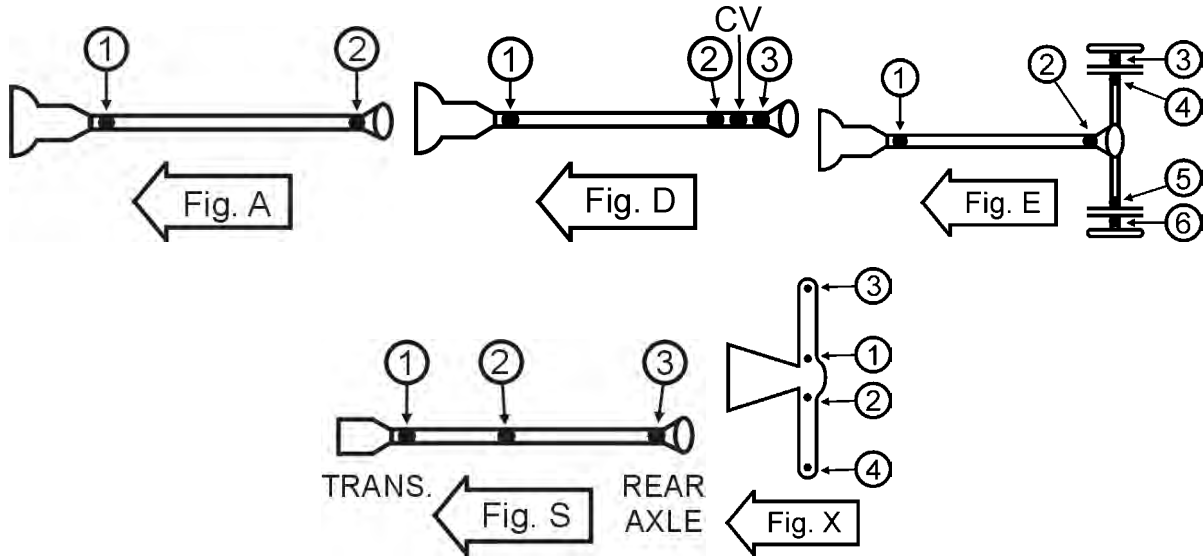
| Year | Model | Description | Fig. | Location | Spicer Part # | SPL Part # | SVL Part # |
|-----------|---------|---|------|----------|---------------|-------------------------|------------|
| 1958-1964 | Bel Air | | S | 1,2,3 | 5-153X* | 5-1310-1X* 5-1310X** | 15-153X |
| 1965-1970 | Bel Air | | A | 1,2 | 5-153X* | 5-1310-1X* 5-1310X** | 15-153X |
| 1971-1975 | Bel Air | Wagon; w/ Inside Snap Rings | A | 1,2 | 5-3147X* | 5-795X** | 15-3147X |
| | Bel Air | Wagon; w/ Outside Snap Rings | A | 1,2 | 5-153X* | 5-1310-1X* 5-1310X** | 15-153X |
| | Bel Air | Sedan | D | 1,2,3 | 5-3147X* | 5-795X** | 15-3147X |
| 1973 | Bel Air | Exc. Wagon; w/ Machined Yokes | D | CV | 211009X | | |
| 1974-1975 | Bel Air | Exc. Wagon; w/ Inside Snap Rings | D | CV | 211009X | | |
| 1981 | Bel Air | | A | 1,2 | 5-3147X* | 5-795X** | 15-3147X |
| 1967-1975 | Camaro | 1 Piece Driveshaft | A | 1,2 | 5-153X* | 5-1310-1X* 5-1310X** | 15-153X |
| 1982-1984 | Camaro | 1 Piece Driveshaft; w/ Inside Snap Rings | A | 1,2 | 5-3147X* | 5-795X** | 15-3147X |
| | Camaro | 1 Piece Driveshaft; w/ Outside Snap Rings | A | 1,2 | 5-178X* | 5-1350-1X* 5-1350X** | 15-178X |
| 1988-1992 | Camaro | 1 Piece Driveshaft; Aluminum Driveshaft | A | 1 | | 5-3613X | |
| | Camaro | 1 Piece Driveshaft; Steel Driveshaft | A | 1,2 | 5-3147X* | 5-795X** | 15-3147X |
| 1993 | Camaro | Base; Indianapolis 500 Pace Car; 2 Piece Driveshaft | B | 1,3 | 5-3147X* | 5-795X** | 15-3147X |
| 1993-1997 | Camaro | Z28; 1 Piece Driveshaft | A | 1,2 | 5-3147X* | 5-795X** | 15-3147X |
| 1996-1997 | Camaro | Base; RS; 2 Piece Driveshaft | B | 1,3 | 5-3147X* | 5-795X** | 15-3147X |
| 1998-1999 | Camaro | Z28; Z28 SS; 1 Piece Driveshaft | A | 1,2 | 5-3147X* | 5-795X** | 15-3147X |
| | Camaro | Base; 2 Piece Driveshaft | B | 1,3 | 5-3147X* | 5-795X** | 15-3147X |
| 2000-2002 | Camaro | 1 Piece Driveshaft | A | 1,2 | 5-3147X* | 5-795X** | 15-3147X |
| 1966-1967 | Caprice | | A | 1,2 | 5-153X* | 5-1310-1X* 5-1310X** | 15-153X |
| 1968-1970 | Caprice | Standard Trans | A | 1,2 | 5-153X* | 5-1310-1X* 5-1310X** | 15-153X |
| 1971-1975 | Caprice | Wagon; w/ Inside Snap Rings | A | 1,2 | 5-3147X* | 5-795X** | 15-3147X |

* GREASEABLE ** NON-GREASEABLE

Chevrolet (Cont'd)

| Year | Model | Description | Fig. | Location | Spicer Part # | SPL Part # | SVL Part # |
|-----------|----------|--|------|----------|---------------|-------------------------|------------|
| 1971-1975 | Caprice | Wagon; w/ Outside Snap Rings | A | 1,2 | 5-153X* | 5-1310-1X* 5-1310X** | 15-153X |
| 1973 | Caprice | Exc. Wagon; w/ Machined Yokes | D | CV | 211009X | | |
| 1973-1975 | Caprice | Sedan | D | 1,2,3 | 5-3147X* | 5-795X** | 15-3147X |
| 1974-1976 | Caprice | Exc. Wagon; w/ Inside Snap Rings | D | CV | 211009X | | |
| 1976 | Caprice | | D | 1,2,3 | 5-3147X* | 5-795X** | 15-3147X |
| 1979 | Caprice | | D | CV | 211009X | | |
| 1982-1984 | Caprice | w/ Inside Snap Rings | A | 1,2 | 5-3147X* | 5-795X** | 15-3147X |
| | Caprice | w/ Outside Snap Rings | A | 1,2 | 5-178X* | 5-1350-1X* 5-1350X** | 15-178X |
| 1985-1996 | Caprice | | A | 1,2 | 5-3147X* | 5-795X** | 15-3147X |
| 1964-1970 | Chevelle | | A | 1,2 | 5-153X* | 5-1310-1X* 5-1310X** | 15-153X |
| 1971-1972 | Chevelle | 7.4L | A | 1 | 5-3147X* | 5-795X** | 15-3147X |
| | Chevelle | Exc. 7.4L | A | 1,2 | 5-153X* | 5-1310-1X* 5-1310X** | 15-153X |
| | Chevelle | 7.4L | A | 2 | 5-212X* | 5-793X** | |
| 1973 | Chevelle | | A | 1,2 | 5-3147X* | 5-795X** | 15-3147X |
| 1976-1987 | Chevette | | A | 1,2 | 5-3254X | | |
| 1962-1968 | Chevy II | | A | 1,2 | 5-153X* | 5-1310-1X* 5-1310X** | 15-153X |
| 1960-1969 | Corvair | | X | 1,2,3,4 | 5-153X* | 5-1310-1X* 5-1310X** | 15-153X |
| 1953-1962 | Corvette | | A | 1,2 | 5-153X* | 5-1310-1X* 5-1310X** | 15-153X |
| 1963-1967 | Corvette | | E | 1,2 | 5-153X* | 5-1310-1X* 5-1310X** | 15-153X |
| 1963-1982 | Corvette | | E | 3,4,5,6 | 5-178X* | 5-1350-1X* 5-1350X** | 15-178X |
| 1971-1979 | Corvette | | E | 1,2 | 5-213X* | 5-1330-1X* 5-1330X** | 15-213X |
| 1980-1981 | Corvette | Standard Trans | E | 1,2 | 5-153X* | 5-1310-1X* 5-1310X** | 15-153X |
| 1980-1982 | Corvette | Auto Trans | E | 1,2 | 5-213X* | 5-1330-1X* 5-1330X** | 15-213X |
| 1984-1997 | Corvette | w/ Aluminum Yoke | E | 1,2 | | 5-3613X | |
| | Corvette | w/ Steel Yoke | E | 1,2 | 5-153X* | 5-1310-1X* 5-1310X** | 15-153X |
| | Corvette | | E | 3,4,5,6 | | 5-3615X | |
| 1958-1964 | Impala | | S | 1,2,3 | 5-153X* | 5-1310-1X* 5-1310X** | 15-153X |
| 1965-1970 | Impala | | A | 1,2 | 5-153X* | 5-1310-1X* 5-1310X** | 15-153X |
| 1971-1975 | Impala | Wagon; 1 Piece Driveshaft; w/ Inside Snap Rings | A | 1,2 | 5-3147X* | 5-795X** | 15-3147X |
| | Impala | Wagon; 1 Piece Driveshaft; w/ Outside Snap Rings | A | 1,2 | 5-153X* | 5-1310-1X* 5-1310X** | 15-153X |
| | Impala | Exc. Wagon; 2 Piece Driveshaft | D | 1,2,3 | 5-3147X* | 5-795X** | 15-3147X |
| 1973 | Impala | Exc. Wagon; w/ Machined Yokes | D | CV | 211009X | | |
| 1974-1976 | Impala | Exc. Wagon; w/ Inside Snap Rings | D | CV | 211009X | | |
| 1976 | Impala | 2 Piece Driveshaft | D | 1,2,3 | 5-3147X* | 5-795X** | 15-3147X |
| 1977 | Impala | 1 Piece Driveshaft | A | 1,2 | 5-3147X* | 5-795X** | 15-3147X |
| 1978-1979 | Impala | | A | 1,2 | 5-3147X* | 5-795X** | 15-3147X |
| 1979 | Impala | | D | CV | 211009X | | |
| 1994-1996 | Impala | w/ Inside Snap Rings | A | 1,2 | 5-3147X* | 5-795X** | 15-3147X |
| | Impala | w/ Outside Snap Rings | A | 1,2 | 5-178X* | 5-1350-1X* 5-1350X** | 15-178X |
| 1973-1975 | Laguna | | A | 1,2 | 5-3147X* | 5-795X** | 15-3147X |
| 1976 | Laguna | w/ Inside Snap Rings | A | 1,2 | 5-3147X* | 5-795X** | 15-3147X |
| | Laguna | w/ Outside Snap Rings | A | 1,2 | 5-178X* | 5-1350-1X* 5-1350X** | 15-178X |

* GREASEABLE ** NON-GREASEABLE



Chevrolet (Cont'd)

| Year | Model | Description | Fig. | Location | Spicer Part # | SPL Part # | SVL Part # |
|-----------|-------------|-----------------------|------|----------|---------------|-------------------------|------------|
| 1964-1967 | Malibu | | A | 1,2 | 5-153X* | 5-1310-1X* 5-1310X** | 15-153X |
| 1973-1975 | Malibu | | A | 1,2 | 5-3147X* | 5-795X** | 15-3147X |
| 1976-1983 | Malibu | w/ Inside Snap Rings | A | 1,2 | 5-3147X* | 5-795X** | 15-3147X |
| | Malibu | w/ Outside Snap Rings | A | 1,2 | 5-178X* | 5-1350-1X* 5-1350X** | 15-178X |
| 1970 | Monte Carlo | | A | 1,2 | 5-153X* | 5-1310-1X* 5-1310X** | 15-153X |
| 1971-1972 | Monte Carlo | 7.4L | A | 1 | 5-3147X* | 5-795X** | 15-3147X |
| | Monte Carlo | 5.7L; 6.6L | A | 1,2 | 5-153X* | 5-1310-1X* 5-1310X** | 15-153X |
| | Monte Carlo | 7.4L | A | 2 | 5-212X* | 5-793X** | |
| 1973-1975 | Monte Carlo | | A | 1,2 | 5-3147X* | 5-795X** | 15-3147X |
| 1976-1988 | Monte Carlo | w/ Inside Snap Rings | A | 1,2 | 5-3147X* | 5-795X** | 15-3147X |
| | Monte Carlo | w/ Outside Snap Rings | A | 1,2 | 5-178X* | 5-1350-1X* 5-1350X** | 15-178X |
| 1975-1980 | Monza | | A | 1,2 | 5-153X* | 5-1310-1X* 5-1310X** | 15-153X |
| 1969-1979 | Nova | | A | 1,2 | 5-153X* | 5-1310-1X* 5-1310X** | 15-153X |
| 1971-1977 | Vega | | A | 1,2 | 5-153X* | 5-1310-1X* 5-1310X** | 15-153X |

Chrysler

| Year | Model | Description | Fig. | Location | Spicer Part # | SPL Part # | SVL Part # |
|-----------|--------------|---------------------|------|----------|---------------|------------|------------|
| 1958-1964 | 300 | | A | 2 | 5-3228X | 5-789X | |
| 1965 | 300 | Standard Trans | A | 2 | 5-3228X | 5-789X | |
| 1987-1989 | Conquest | | A | 1,2 | 5-3217X | | |
| 1975-1978 | Cordoba | w/ 2.125" Snap Ring | A | 1,2 | 5-3228X | 5-789X | |
| | Cordoba | w/ 2.625" Snap Ring | A | 1,2 | 5-1309X | 5-811X | |
| 1979-1983 | Cordoba | | A | 1,2 | 5-3228X | 5-789X | |
| 1983-1989 | Fifth Avenue | | A | 1,2 | 5-3228X | 5-789X | |
| 1957 | Imperial | | S | 2 | 5-3228X | 5-789X | |
| 1958 | Imperial | | S | 2,3 | 5-3228X | 5-789X | |
| 1959 | Imperial | 1 Piece Driveshaft | A | 1,2 | 5-3228X | 5-789X | |
| | Imperial | 2 Piece Driveshaft | S | 2,3 | 5-3228X | 5-789X | |
| 1960-1964 | Imperial | | A | 1,2 | 5-3228X | 5-789X | |

* GREASEABLE ** NON-GREASEABLE

Chrysler (Cont'd)

| Year | Model | Description | Fig. | Location | Spicer Part # | SPL Part # | SVL Part # |
|-----------|------------|---------------------------|------|----------|---------------|-------------------------|------------|
| 1965-1969 | Imperial | | A | 1,2 | 5-213X* | 5-1330-1X* 5-1330X** | 15-213X |
| 1970-1973 | Imperial | w/ Inside Snap Rings | A | 1,2 | 5-1309X | 5-811X | |
| | Imperial | w/ Outside Snap Rings | H | 1,2,3,4 | 5-213X* | 5-1330-1X* 5-1330X** | 15-213X |
| 1974-1975 | Imperial | | A | 1,2 | 5-1309X | 5-811X | |
| 1981-1983 | Imperial | | A | 1,2 | 5-3228X | 5-789X | |
| 1977-1981 | LeBaron | | A | 1,2 | 5-3228X | 5-789X | |
| 1958-1966 | New Yorker | | A | 2 | 5-3228X | 5-789X | |
| 1965-1966 | New Yorker | | A | 1 | 5-213X* | 5-1330-1X* 5-1330X** | 15-213X |
| 1967 | New Yorker | w/ Inside Snap Rings | A | 1,2 | 5-3228X | 5-789X | |
| | New Yorker | w/ Outside Snap Rings | A | 1,2 | 5-213X* | 5-1330-1X* 5-1330X** | 15-213X |
| 1975-1976 | New Yorker | 6.6L; w/ 2.125" Snap Ring | A | 1,2 | 5-3228X | 5-789X | |
| | New Yorker | 6.6L; w/ 2.625" Snap Ring | A | 1,2 | 5-1309X | 5-811X | |
| | New Yorker | 7.2L | A | 1,2 | 5-1309X | 5-811X | |
| 1977 | New Yorker | | A | 1,2 | 5-1309X | 5-811X | |
| 1978 | New Yorker | w/ 2.125" Snap Ring | A | 1,2 | 5-3228X | 5-789X | |
| | New Yorker | w/ 2.625" Snap Ring | A | 1,2 | 5-1309X | 5-811X | |
| 1979-1982 | New Yorker | | A | 1,2 | 5-3228X | 5-789X | |
| 1958-1964 | Newport | | A | 2 | 5-3228X | 5-789X | |
| 1965-1967 | Newport | w/ Inside Snap Rings | A | 1,2 | 5-3228X | 5-789X | |
| | Newport | w/ Outside Snap Rings | A | 1,2 | 5-213X* | 5-1330-1X* 5-1330X** | 15-213X |
| 1968-1974 | Newport | w/ 2.125" Snap Ring | A | 1,2 | 5-3228X | 5-789X | |
| | Newport | w/ 2.625" Snap Ring | A | 1,2 | 5-1309X | 5-811X | |
| 1975-1981 | Newport | | A | 1,2 | 5-3228X | 5-789X | |
| 1958-1960 | Saratoga | | A | 2 | 5-3228X | 5-789X | |
| 1958-1961 | Windsor | | A | 2 | 5-3228X | 5-789X | |

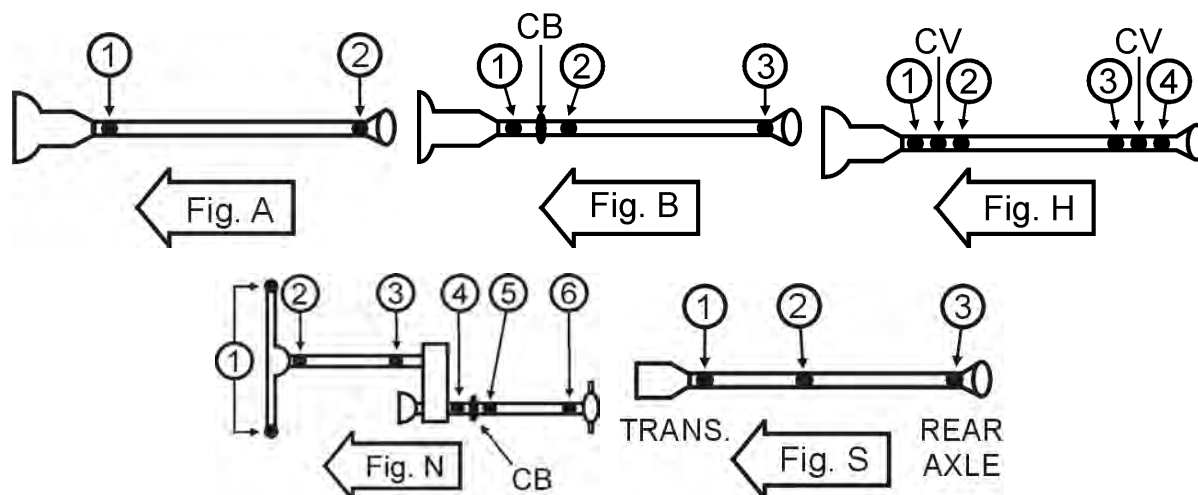
Daimler

| Year | Model | Description | Fig. | Location | Spicer Part # | SPL Part # | SVL Part # |
|-----------|-------|-----------------|------|----------|---------------|-------------------------|------------|
| 1965-1969 | 250 | | A | 1,2 | 5-153X* | 5-1310-1X* 5-1310X** | 15-153X |
| 1956-1959 | DK400 | Includes DK400B | A | 1,2 | 5-178X* | 5-1350-1X* 5-1350X** | 15-178X |
| 1963-1967 | SP250 | | A | 1,2 | 5-153X* | 5-1310-1X* 5-1310X** | 15-153X |

Dodge

| Year | Model | Description | Fig. | Location | Spicer Part # | SPL Part # | SVL Part # |
|-----------|------------|-----------------------------|------|----------|---------------|-------------------------|------------|
| 1976-1980 | Aspen | | A | 1,2 | 5-3228X | 5-789X | |
| 1970-1972 | Challenger | w/ 2.125" Snap Ring | A | 1,2 | 5-3228X | 5-789X | |
| | Challenger | w/ 2.625" Snap Ring | A | 1,2 | 5-1309X | 5-811X | |
| 1973-1974 | Challenger | | A | 1,2 | 5-3228X | 5-789X | |
| 1978-1980 | Challenger | | A | 1,2 | 5-3217X | | |
| 1981-1983 | Challenger | Auto Trans | B | 1,2,3 | 5-1503X | | |
| | Challenger | Standard Trans | B | 1,2,3 | 5-3217X | | |
| 1966 | Charger | 5.2L; 5.9L; 6.3L | A | 1,2 | 5-3228X | 5-789X | |
| 1966-1967 | Charger | 7.0L; w/ Inside Snap Rings | A | 1,2 | 5-1309X | 5-811X | |
| | Charger | 7.0L; w/ Outside Snap Rings | A | 1,2 | 5-213X* | 5-1330-1X* 5-1330X** | 15-213X |
| 1967 | Charger | 4.5L; 5.2L; 6.3L | A | 1,2 | 5-3228X | 5-789X | |
| 1968-1978 | Charger | w/ 2.125" Snap Ring | A | 1,2 | 5-3228X | 5-789X | |
| | Charger | w/ 2.625" Snap Ring | A | 1,2 | 5-1309X | 5-811X | |
| 1971-1977 | Colt | | A | 1,2 | 5-1503X | | |
| 1978-1979 | Colt | Sedan | A | 1,2 | 5-1503X | | |
| 1978-1980 | Colt | Wagon | A | 1,2 | 5-3217X | | |

* GREASEABLE ** NON-GREASEABLE



PASSENGER

Dodge (Cont'd)

| Year | Model | Description | Fig. | Location | Spicer Part # | SPL Part # | SVL Part # |
|-----------|--------------|------------------------------------|------|----------|---------------|-------------------------|------------|
| 1985-1990 | Colt | | N | 4,5,6 | 5-1503X | | |
| 1984-1986 | Conquest | | A | 1,2 | 5-3217X | | |
| 1958-1959 | Coronet | | A | 2 | 5-3228X | 5-789X | |
| 1965 | Coronet | 5.2L; 5.9L; 6.3L; 7.0L | A | 1 | 5-3228X | 5-789X | |
| | Coronet | 3.7L; 4.5L; 5.2L; 5.9L; 6.3L; 7.0L | A | 2 | 5-3228X | 5-789X | |
| 1966 | Coronet | 3.7L; 4.5L; 5.2L; 5.9L; 6.3L | A | 1,2 | 5-3228X | 5-789X | |
| 1966-1967 | Coronet | 7.0L; 7.2L; w/ Inside Snap Rings | A | 1,2 | 5-1309X | 5-811X | |
| | Coronet | 7.0L; 7.2L; w/ Outside Snap Rings | A | 1,2 | 5-213X* | 5-1330-1X* 5-1330X** | 15-213X |
| 1967 | Coronet | 3.7L; 4.5L; 5.2L; 6.3L | A | 1,2 | 5-3228X | 5-789X | |
| 1968-1976 | Coronet | w/ 2.125" Snap Ring | A | 1,2 | 5-3228X | 5-789X | |
| | Coronet | w/ 2.625" Snap Ring | A | 1,2 | 5-1309X | 5-811X | |
| 1960-1965 | Dart | | A | 2 | 5-3228X | 5-789X | |
| 1968-1969 | Dart | w/ 2.125" Snap Ring | A | 1,2 | 5-3228X | 5-789X | |
| | Dart | w/ 2.625" Snap Ring | A | 1,2 | 5-1309X | 5-811X | |
| 1970-1976 | Dart | | A | 1,2 | 5-3228X | 5-789X | |
| 1977-1989 | Diplomat | | A | 1,2 | 5-3228X | 5-789X | |
| 1978 | Magnum | w/ 2.125" Snap Ring | A | 1,2 | 5-3228X | 5-789X | |
| | Magnum | w/ 2.625" Snap Ring | A | 1,2 | 5-1309X | 5-811X | |
| 1979 | Magnum | | A | 1,2 | 5-3228X | 5-789X | |
| 1965 | Monaco | Auto Trans | A | 1,2 | 5-3228X | 5-789X | |
| 1966-1967 | Monaco | 6.3L | A | 1,2 | 5-3228X | 5-789X | |
| | Monaco | 7.2L; w/ Inside Snap Rings | A | 1,2 | 5-1309X | 5-811X | |
| | Monaco | 7.2L; w/ Outside Snap Rings | A | 1,2 | 5-213X* | 5-1330-1X* 5-1330X** | 15-213X |
| 1968-1978 | Monaco | w/ 2.125" Snap Ring | A | 1,2 | 5-3228X | 5-789X | |
| | Monaco | w/ 2.625" Snap Ring | A | 1,2 | 5-1309X | 5-811X | |
| 1975-1977 | Royal Monaco | w/ 2.125" Snap Ring | A | 1,2 | 5-3228X | 5-789X | |
| | Royal Monaco | w/ 2.625" Snap Ring | A | 1,2 | 5-1309X | 5-811X | |
| 1992-1999 | Viper | | A | 1,2 | 5-178X* | 5-1350-1X* 5-1350X** | 15-178X |
| 2000 | Viper | Exc. Base; 1 Piece Driveshaft | A | 1,2 | 5-178X* | 5-1350-1X* 5-1350X** | 15-178X |
| 2015-2017 | Viper | 1 Piece Driveshaft | A | 1,2 | 5-178X* | 5-1350-1X* 5-1350X** | 15-178X |

Eagle

| Year | Model | Description | Fig. | Location | Spicer Part # | SPL Part # | SVL Part # |
|-----------|----------|--------------------|------|----------|---------------|------------|------------|
| 1991-1993 | 2000 GTX | 1 Piece Driveshaft | A | 1,2 | 5-1503X | | |
| | 2000 GTX | 2 Piece Driveshaft | S | 1,2,3 | 5-1503X | | |

* GREASEABLE ** NON-GREASEABLE

Eagle (Cont'd)

| Year | Model | Description | Fig. | Location | Spicer Part # | SPL Part # | SVL Part # |
|-----------|--------|---------------------------|------|----------|---------------|------------|------------|
| 1992-1995 | Summit | Wagon; 1 Piece Driveshaft | A | 1,2 | 5-1503X | | |
| 1990-1995 | Talon | 2 Piece Driveshaft | S | 1,2,3 | 5-1503X | | |

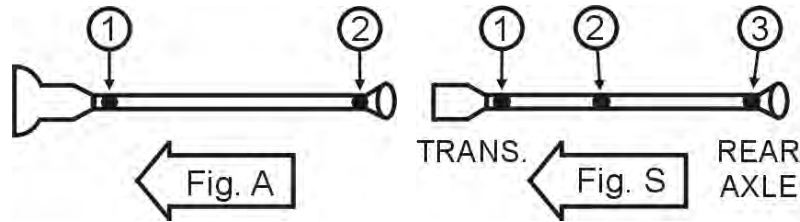
Fiat

| Year | Model | Description | Fig. | Location | Spicer Part # | SPL Part # | SVL Part # |
|-----------|-------|----------------------|------|----------|---------------|------------|------------|
| 1965-1967 | 1100 | After Serial # 52603 | A | 1,2 | 5-101X | | |
| 1966-1980 | 124 | | A | 1,2 | 5-101X | | |
| 1975-1978 | 131 | | A | 1,2 | 5-101X | | |
| 1965-1967 | 1500 | | A | 1,2 | 5-101X | | |

Ford

| Year | Model | Description | Fig. | Location | Spicer Part # | SPL Part # | SVL Part # |
|-----------|----------------|---|------|----------|---------------|-------------------------|------------|
| 1959-1968 | Anglia | | A | 1,2 | 5-101X | | |
| 1962-1964 | Consul | | A | 1,2 | 5-101X | | |
| 1963-1970 | Cortina | | A | 1,2 | 5-101X | | |
| 1950-1958 | Country Sedan | w/ Inside Snap Rings | A | 2 | 5-2031X | | |
| 1950-1960 | Country Sedan | w/ Inside Snap Rings | A | 1 | 5-3242X | | |
| | Country Sedan | w/ Outside Snap Rings | A | 1,2 | 5-153X* | 5-1310-1X* 5-1310X** | 15-153X |
| 1959-1960 | Country Sedan | w/ Inside Snap Rings | A | 2 | 5-2140X | | |
| 1961-1962 | Country Sedan | | A | 1 | 5-1200X | | |
| | Country Sedan | | A | 2 | | 5-7439X | |
| 1963-1964 | Country Sedan | 3.6L; 4.3L; 4.7L | A | 1 | 5-1200X | | |
| | Country Sedan | 3.6L; 4.3L; 4.7L | A | 2 | | 5-7439X | |
| 1963-1965 | Country Sedan | 5.8L | A | 1 | | 5-7439X | |
| | Country Sedan | 6.4L; 7.0L | A | 1 | 5-1203X* | | |
| | Country Sedan | 6.4L; 7.0L | A | 2 | 5-1204X* | 5-7438X | 15-1204X |
| 1965 | Country Sedan | 2.8L; 3.3L; 3.9L; 4.3L; 4.7L | A | 1 | 5-1200X | | |
| | Country Sedan | 2.8L; 3.3L; 3.9L; 4.3L; 4.7L | A | 2 | | 5-7439X | |
| 1966-1974 | Country Sedan | w/ 3.500" O.D. Yoke | A | 1 | 5-153X* | 5-1310-1X* 5-1310X** | 15-153X |
| | Country Sedan | w/ 3.875" O.D. Yoke | A | 1 | 5-213X* | 5-1330-1X* 5-1330X** | 15-213X |
| | Country Sedan | w/ 3.500" O.D. Yoke | A | 2 | | 5-7439X | |
| | Country Sedan | w/ 3.875" O.D. Yoke | A | 2 | 5-1204X* | 5-7438X | 15-1204X |
| 1950-1958 | Country Squire | w/ Inside Snap Rings | A | 2 | 5-2031X | | |
| 1950-1960 | Country Squire | w/ Inside Snap Rings | A | 1 | 5-3242X | | |
| | Country Squire | w/ Outside Snap Rings | A | 1,2 | 5-153X* | 5-1310-1X* 5-1310X** | 15-153X |
| 1959-1960 | Country Squire | w/ Inside Snap Rings | A | 2 | 5-2140X | | |
| 1961-1962 | Country Squire | | A | 1 | 5-1200X | | |
| | Country Squire | | A | 2 | | 5-7439X | |
| 1963 | Country Squire | 3.6L; 4.3L; 4.7L; 5.8L; 6.4L; 6.6L; 7.0L; To 5/63 | A | 1 | 5-1200X | | |
| | Country Squire | 6.4L; 6.6L; 7.0L; From 6/63 | A | 1 | 5-1203X* | | |
| | Country Squire | 3.6L; 4.3L; 4.7L; 5.8L; 6.4L; 6.6L; 7.0L; To 5/63 | A | 2 | | 5-7439X | |
| | Country Squire | 6.4L; 6.6L; 7.0L; From 6/63 | A | 2 | 5-1204X* | 5-7438X | 15-1204X |
| 1964 | Country Squire | 3.6L; 4.3L; 4.7L; 5.8L | A | 1 | 5-1200X | | |
| | Country Squire | 3.6L; 4.3L; 4.7L; 5.8L | A | 2 | | 5-7439X | |
| 1964-1965 | Country Squire | 6.4L; 7.0L | A | 1 | 5-1203X* | | |
| | Country Squire | 6.4L; 7.0L | A | 2 | 5-1204X* | 5-7438X | 15-1204X |
| 1965 | Country Squire | 2.8L; 3.3L; 3.9L; 4.3L; 4.7L; 5.8L | A | 1 | 5-1200X | | |
| | Country Squire | 2.8L; 3.3L; 3.9L; 4.3L; 4.7L; 5.8L | A | 2 | | 5-7439X | |
| 1966-1974 | Country Squire | w/ 3.500" O.D. Yoke | A | 1 | 5-153X* | 5-1310-1X* 5-1310X** | 15-153X |
| | Country Squire | w/ 3.875" O.D. Yoke | A | 1 | 5-213X* | 5-1330-1X* 5-1330X** | 15-213X |
| | Country Squire | w/ 3.500" O.D. Yoke | A | 2 | | 5-7439X | |

* GREASEABLE ** NON-GREASEABLE



Ford (Cont'd)

| Year | Model | Description | Fig. | Location | Spicer Part # | SPL Part # | SVL Part # |
|-----------|----------------|---|------|----------|---------------|-------------------------|------------|
| 1966-1974 | Country Squire | w/ 3.875" O.D. Yoke | A | 2 | 5-1204X* | 5-7438X | 15-1204X |
| 1950-1954 | Crestline | w/ Inside Snap Rings | A | 1 | 5-3242X | | |
| | Crestline | w/ Outside Snap Rings | A | 1,2 | 5-153X* | 5-1310-1X* 5-1310X** | 15-153X |
| | Crestline | w/ Inside Snap Rings | A | 2 | 5-2031X | | |
| 1992-1994 | Crown Victoria | w/ Trailer Towing Package | A | 1,2 | 5-1203X* | | |
| | Crown Victoria | w/o Trailer Towing Package | A | 1,2 | 5-153X* | 5-1310-1X* 5-1310X** | 15-153X |
| 1995-1999 | Crown Victoria | | A | 1,2 | 5-213X* | 5-1330-1X* 5-1330X** | 15-213X |
| 2000-2002 | Crown Victoria | 1 Piece Driveshaft | A | 1,2 | 5-213X* | 5-1330-1X* 5-1330X** | 15-213X |
| 2003 | Crown Victoria | Exc. Police Interceptor; 1 Piece Driveshaft; Aluminum Driveshaft | A | 1,2 | 5-178X* | 5-1350-1X* 5-1350X** | 15-178X |
| | Crown Victoria | Exc. Police Interceptor; 1 Piece Driveshaft; Exc. Aluminum Driveshaft | A | 1,2 | 5-3253X | | |
| | Crown Victoria | Police Interceptor; 1 Piece Driveshaft | A | 1,2 | 5-213X* | 5-1330-1X* 5-1330X** | 15-213X |
| 2004 | Crown Victoria | 1 Piece Driveshaft; Aluminum Driveshaft | A | 1,2 | 5-178X* | 5-1350-1X* 5-1350X** | 15-178X |
| 2004-2005 | Crown Victoria | 1 Piece Driveshaft; Exc. Aluminum Driveshaft | A | 1,2 | 5-3253X | | |
| 2005 | Crown Victoria | 1 Piece Driveshaft; Aluminum Driveshaft; Optional | A | 1 | 5-178X* | 5-1350-1X* 5-1350X** | 15-178X |
| 2006 | Crown Victoria | 1 Piece Driveshaft; From 06/19/2006 | A | 1 | 5-178X* | 5-1350-1X* 5-1350X** | 15-178X |
| | Crown Victoria | 1 Piece Driveshaft; To 06/19/2006 | A | 2 | 5-3253X | | |
| 2007-2011 | Crown Victoria | 1 Piece Driveshaft | A | 1,2 | 5-178X* | 5-1350-1X* 5-1350X** | 15-178X |
| 1957 | Custom | w/ Inside Snap Rings | A | 1 | 5-3242X | | |
| | Custom | w/ Outside Snap Rings | A | 1,2 | 5-153X* | 5-1310-1X* 5-1310X** | 15-153X |
| | Custom | w/ Inside Snap Rings | A | 2 | 5-2031X | | |
| 1964 | Custom | 3.6L; 4.3L; 4.7L; 5.8L | A | 1 | 5-1200X | | |
| | Custom | 3.6L; 4.3L; 4.7L; 5.8L | A | 2 | | 5-7439X | |
| 1964-1965 | Custom | 6.4L; 7.0L | A | 1 | 5-1203X* | | |
| | Custom | 6.4L; 7.0L | A | 2 | 5-1204X* | 5-7438X | 15-1204X |
| 1965 | Custom | 3.9L; 4.3L; 4.7L; 5.8L | A | 1 | 5-1200X | | |
| | Custom | 3.9L; 4.3L; 4.7L; 5.8L | A | 2 | | 5-7439X | |
| 1966-1972 | Custom | w/ 3.500" O.D. Yoke | A | 1 | 5-153X* | 5-1310-1X* 5-1310X** | 15-153X |
| | Custom | w/ 3.875" O.D. Yoke | A | 1 | 5-213X* | 5-1330-1X* 5-1330X** | 15-213X |
| | Custom | w/ 3.500" O.D. Yoke | A | 2 | | 5-7439X | |
| | Custom | w/ 3.875" O.D. Yoke | A | 2 | 5-1204X* | 5-7438X | 15-1204X |
| 1957-1959 | Custom 300 | | A | 1 | 5-153X* | 5-1310-1X* 5-1310X** | 15-153X |
| | Custom 300 | w/ 2 Inside Snap Rings & 2 Wing Bearings | A | 2 | 5-2031X | | |
| | Custom 300 | w/ Outside Snap Rings | A | 2 | 5-153X* | 5-1310-1X* 5-1310X** | 15-153X |
| 1960 | Custom 300 | | A | 1,2 | 5-153X* | 5-1310-1X* 5-1310X** | 15-153X |
| 1964 | Custom 500 | 4.3L; 4.7L; 5.8L | A | 1 | 5-1200X | | |

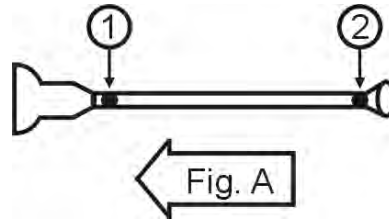
* GREASEABLE ** NON-GREASEABLE

Ford (Cont'd)

PASSENGER

| Year | Model | Description | Fig. | Location | Spicer Part # | SPL Part # | SVL Part # |
|-----------|------------|--|------|----------|---------------|-------------------------|------------|
| 1964 | Custom 500 | 6.4L | A | 1 | 5-1203X* | | |
| | Custom 500 | 4.3L; 4.7L; 5.8L | A | 2 | | 5-7439X | |
| | Custom 500 | 6.4L | A | 2 | 5-1204X* | 5-7438X | 15-1204X |
| 1965 | Custom 500 | 7.0L | A | 1 | 5-1203X* | | |
| | Custom 500 | 7.0L | A | 2 | 5-1204X* | 5-7438X | 15-1204X |
| 1965-1966 | Custom 500 | 3.9L; 4.7L; 5.8L | A | 1 | 5-1200X | | |
| | Custom 500 | 3.9L; 4.7L; 5.8L | A | 2 | | 5-7439X | |
| 1966-1969 | Custom 500 | 6.4L; 7.0L | A | 1 | 5-1203X* | | |
| 1966-1970 | Custom 500 | 6.4L; 7.0L | A | 2 | 5-1204X* | 5-7438X | 15-1204X |
| 1967 | Custom 500 | 3.9L; 4.7L | A | 1 | 5-1200X | | |
| | Custom 500 | 3.9L; 4.7L | A | 2 | | 5-7439X | |
| 1968 | Custom 500 | 3.9L; 5.0L | A | 1 | 5-1200X | | |
| | Custom 500 | 3.9L; 5.0L | A | 2 | | 5-7439X | |
| 1969 | Custom 500 | 3.9L; 5.0L; 5.8L | A | 1 | 5-1200X | | |
| 1969-1972 | Custom 500 | 3.9L; 5.0L; 5.8L | A | 2 | | 5-7439X | |
| 1970 | Custom 500 | 6.4L; 7.0L | A | 1 | 5-213X* | 5-1330-1X* 5-1330X** | 15-213X |
| 1970-1972 | Custom 500 | 3.9L; 5.0L; 5.8L | A | 1 | 5-153X* | 5-1310-1X* 5-1310X** | 15-153X |
| 1971-1972 | Custom 500 | 6.6L | A | 1 | 5-213X* | 5-1330-1X* 5-1330X** | 15-213X |
| | Custom 500 | 6.6L | A | 2 | 5-1204X* | 5-7438X | 15-1204X |
| 1975-1976 | Custom 500 | 5.8L; 6.6L; 7.5L; w/ 3.875" O.D. Yoke | A | 1 | 5-213X* | 5-1330-1X* 5-1330X** | 15-213X |
| | Custom 500 | 5.8L; 6.6L; 7.5L; w/ 3.875" O.D. Yoke | A | 2 | 5-1204X* | 5-7438X | 15-1204X |
| 1975-1977 | Custom 500 | 5.8L; w/ 3.500" O.D. Yoke | A | 1 | 5-153X* | 5-1310-1X* 5-1310X** | 15-153X |
| | Custom 500 | 5.8L; w/ 3.500" O.D. Yoke | A | 2 | | 5-7439X | |
| 1977 | Custom 500 | 5.8L; 6.6L; w/ 3.875" O.D. Yoke | A | 1 | 5-213X* | 5-1330-1X* 5-1330X** | 15-213X |
| | Custom 500 | 5.8L; 6.6L; w/ 3.875" O.D. Yoke | A | 2 | 5-1204X* | 5-7438X | 15-1204X |
| 1952-1956 | Customline | w/ Inside Snap Rings | A | 1 | 5-3242X | | |
| | Customline | w/ 2 Inside Snap Rings & 2 Wing Bearings | A | 2 | 5-2031X | | |
| 1956 | Customline | w/ Outside Snap Rings | A | 1,2 | 5-153X* | 5-1310-1X* 5-1310X** | 15-153X |
| 1949-1951 | Deluxe | w/ Inside Snap Rings | A | 1 | 5-3242X | | |
| | Deluxe | w/ Outside Snap Rings | A | 1,2 | 5-153X* | 5-1310-1X* 5-1310X** | 15-153X |
| | Deluxe | w/ Inside Snap Rings | A | 2 | 5-2031X | | |
| 1975-1976 | Elite | 5.8L; w/ 3.500" O.D. Yoke | A | 1 | 5-153X* | 5-1310-1X* 5-1310X** | 15-153X |
| | Elite | 5.8L; w/ 3.875" O.D. Yoke | A | 1 | 5-213X* | 5-1330-1X* 5-1330X** | 15-213X |
| | Elite | 6.6L; 7.5L | A | 1 | 5-213X* | 5-1330-1X* 5-1330X** | 15-213X |
| | Elite | 5.8L; w/ 3.500" O.D. Yoke | A | 2 | | 5-7439X | |
| | Elite | 5.8L; w/ 3.875" O.D. Yoke | A | 2 | 5-1204X* | 5-7438X | 15-1204X |
| | Elite | 6.6L; 7.5L | A | 2 | 5-1204X* | 5-7438X | 15-1204X |
| 1955-1958 | Fairlane | w/ Inside Snap Rings | A | 2 | 5-2031X | | |
| 1955-1960 | Fairlane | w/ Inside Snap Rings | A | 1 | 5-3242X | | |
| | Fairlane | w/ Outside Snap Rings | A | 1,2 | 5-153X* | 5-1310-1X* 5-1310X** | 15-153X |
| 1959-1960 | Fairlane | w/ Inside Snap Rings | A | 2 | 5-2140X | | |
| 1961-1962 | Fairlane | | A | 1 | 5-1200X | | |
| | Fairlane | | A | 2 | | 5-7439X | |
| | Fairlane | | A | 2 | | | |
| 1963 | Fairlane | 2.8L; 3.3L; 3.6L; 4.3L; 4.7L; 5.8L | A | 1 | 5-1200X | | |
| | Fairlane | 6.4L; From 6/63 | A | 1 | 5-1203X* | | |
| | Fairlane | 6.4L; To 5/63 | A | 1 | 5-1200X | | |
| | Fairlane | 2.8L; 3.3L; 3.6L; 4.3L; 4.7L; 5.8L | A | 2 | | 5-7439X | |
| | Fairlane | 6.4L; From 6/63 | A | 2 | 5-1204X* | 5-7438X | 15-1204X |
| | Fairlane | 6.4L; To 5/63 | A | 2 | | 5-7439X | |

* GREASEABLE ** NON-GREASEABLE


Ford (Cont'd)

| Year | Model | Description | Fig. | Location | Spicer Part # | SPL Part # | SVL Part # |
|-----------|----------|--------------------------------------|------|----------|---------------|-------------------------|------------|
| 1964 | Fairlane | 2.8L; 3.3L; 4.3L; 4.7L; 5.8L | A | 1 | 5-1200X | | |
| | Fairlane | 2.8L; 3.3L; 4.3L; 4.7L; 5.8L | A | 2 | | 5-7439X | |
| 1964-1965 | Fairlane | 6.4L; 7.0L | A | 1 | 5-1203X* | | |
| | Fairlane | 6.4L; 7.0L | A | 2 | 5-1204X* | 5-7438X | 15-1204X |
| 1965 | Fairlane | 2.8L; 3.3L; 4.7L; 5.8L | A | 1 | 5-1200X | | |
| | Fairlane | 2.8L; 3.3L; 4.7L; 5.8L | A | 2 | | 5-7439X | |
| 1966-1970 | Fairlane | w/ 3.500" O.D. Yoke | A | 1 | 5-153X* | 5-1310-1X* 5-1310X** | 15-153X |
| | Fairlane | w/ 3.875" O.D. Yoke | A | 1 | 5-213X* | 5-1330-1X* 5-1330X** | 15-213X |
| | Fairlane | w/ 3.500" O.D. Yoke | A | 2 | | 5-7439X | |
| | Fairlane | w/ 3.875" O.D. Yoke | A | 2 | 5-1204X* | 5-7438X | 15-1204X |
| 1978-1983 | Fairmont | | A | 1,2 | 5-153X* | 5-1310-1X* 5-1310X** | 15-153X |
| 1960-1962 | Falcon | | A | 1,2 | 5-105X | | |
| 1963-1964 | Falcon | w/ Inside & Outside Snap Rings | A | 1 | 5-1200X | | |
| | Falcon | w/ Inside Snap Rings | A | 1,2 | 5-105X | | |
| | Falcon | w/ Inside & Outside Snap Rings | A | 2 | | 5-7439X | |
| 1965-1967 | Falcon | 4.7L; w/ Inside & Outside Snap Rings | A | 1 | 5-1200X | | |
| | Falcon | 4.7L; w/ Inside Snap Rings | A | 1,2 | 5-105X | | |
| | Falcon | 4.7L; w/ Inside & Outside Snap Rings | A | 2 | | 5-7439X | |
| 1965-1968 | Falcon | 3.3L; w/ Inside & Outside Snap Rings | A | 1 | 5-1200X | | |
| | Falcon | 2.8L | A | 1,2 | 5-105X | | |
| | Falcon | 3.3L; w/ Inside Snap Rings | A | 1,2 | 5-105X | | |
| | Falcon | 3.3L; w/ Inside & Outside Snap Rings | A | 2 | | 5-7439X | |
| 1968 | Falcon | 4.7L | A | 1 | 5-1200X | | |
| | Falcon | 5.0L | A | 1 | 5-1200X | | |
| | Falcon | 4.7L | A | 2 | | 5-7439X | |
| | Falcon | 5.0L | A | 2 | | 5-7439X | |
| | Falcon | | A | 1 | 5-153X* | 5-1310-1X* 5-1310X** | 15-153X |
| 1969-1970 | Falcon | | A | 2 | | 5-7439X | |
| | Falcon | | A | 1 | 5-3242X | | |
| 1959-1960 | Galaxie | w/ Inside Snap Rings | A | 1,2 | 5-153X* | 5-1310-1X* 5-1310X** | 15-153X |
| | Galaxie | w/ Outside Snap Rings | A | 2 | 5-2140X | | |
| | Galaxie | w/ Inside Snap Rings | A | 1 | 5-1200X | | |
| 1961-1962 | Galaxie | | A | 2 | | 5-7439X | |
| | Galaxie | | A | 1 | 5-1200X | | |
| 1963 | Galaxie | 3.3L; 3.6L; 4.3L; 4.7L; 5.8L | A | 1 | 5-1200X | | |
| | Galaxie | 6.4L; From 6/63 | A | 1 | 5-1203X* | | |
| | Galaxie | 6.4L; To 5/63 | A | 1 | 5-1200X | | |
| | Galaxie | 3.3L; 3.6L; 4.3L; 4.7L; 5.8L | A | 2 | | 5-7439X | |
| | Galaxie | 6.4L; From 6/63 | A | 2 | 5-1204X* | 5-7438X | 15-1204X |
| | Galaxie | 6.4L; To 5/63 | A | 2 | | 5-7439X | |
| 1964 | Galaxie | 3.6L; 4.3L; 4.7L; 5.8L | A | 1 | 5-1200X | | |
| | Galaxie | 3.6L; 4.3L; 4.7L; 5.8L | A | 2 | | 5-7439X | |
| 1964-1965 | Galaxie | 6.4L; 7.0L | A | 1 | 5-1203X* | | |
| | Galaxie | 6.4L; 7.0L | A | 2 | 5-1204X* | 5-7438X | 15-1204X |
| 1965 | Galaxie | 3.9L; 4.7L; 5.8L | A | 1 | 5-1200X | | |
| | Galaxie | 3.9L; 4.7L; 5.8L | A | 2 | | 5-7439X | |

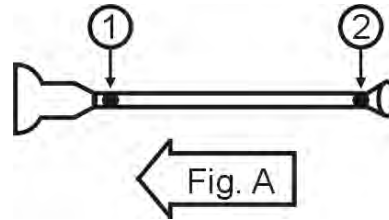
* GREASEABLE ** NON-GREASEABLE

Ford (Cont'd)

PASSENGER

| Year | Model | Description | Fig. | Location | Spicer Part # | SPL Part # | SVL Part # |
|-----------|-------------|----------------------|------|----------|---------------|-------------------------|------------|
| 1966-1967 | Galaxie | w/ 3.500" O.D. Yoke | A | 1 | 5-153X* | 5-1310-1X* 5-1310X** | 15-153X |
| | Galaxie | w/ 3.875" O.D. Yoke | A | 1 | 5-213X* | 5-1330-1X* 5-1330X** | 15-213X |
| | Galaxie | w/ 3.500" O.D. Yoke | A | 2 | | 5-7439X | |
| | Galaxie | w/ 3.875" O.D. Yoke | A | 2 | 5-1204X* | 5-7438X | 15-1204X |
| 1962 | Galaxie 500 | 3.7L; Exc. Overdrive | A | 1 | 5-1200X | | |
| | Galaxie 500 | 3.7L; Overdrive | A | 1 | 5-1203X* | | |
| | Galaxie 500 | 4.8L; Exc. Overdrive | A | 1 | 5-1200X | | |
| | Galaxie 500 | 4.8L; Overdrive | A | 1 | 5-1203X* | | |
| | Galaxie 500 | 5.8L; Exc. Overdrive | A | 1 | 5-1200X | | |
| | Galaxie 500 | 5.8L; Overdrive | A | 1 | 5-1203X* | | |
| | Galaxie 500 | 6.4L; Exc. Overdrive | A | 1 | 5-1200X | | |
| | Galaxie 500 | 6.4L; Overdrive | A | 1 | 5-1203X* | | |
| | Galaxie 500 | 6.7L; Exc. Overdrive | A | 1 | 5-1200X | | |
| | Galaxie 500 | 6.7L; Overdrive | A | 1 | 5-1203X* | | |
| | Galaxie 500 | 3.7L; Exc. Overdrive | A | 2 | | 5-7439X | |
| | Galaxie 500 | 3.7L; Overdrive | A | 2 | 5-1204X* | 5-7438X | 15-1204X |
| | Galaxie 500 | 4.8L; Exc. Overdrive | A | 2 | | 5-7439X | |
| | Galaxie 500 | 4.8L; Overdrive | A | 2 | 5-1204X* | 5-7438X | 15-1204X |
| | Galaxie 500 | 5.8L; Exc. Overdrive | A | 2 | | 5-7439X | |
| | Galaxie 500 | 5.8L; Overdrive | A | 2 | 5-1204X* | 5-7438X | 15-1204X |
| | Galaxie 500 | 6.4L; Exc. Overdrive | A | 2 | | 5-7439X | |
| | Galaxie 500 | 6.4L; Overdrive | A | 2 | 5-1204X* | 5-7438X | 15-1204X |
| | Galaxie 500 | 6.7L; Exc. Overdrive | A | 2 | | 5-7439X | |
| | Galaxie 500 | 6.7L; Overdrive | A | 2 | 5-1204X* | 5-7438X | 15-1204X |
| 1963-1967 | Galaxie 500 | 4.7L | A | 1 | 5-1200X | | |
| | Galaxie 500 | 4.7L | A | 2 | | 5-7439X | |
| 1963-1971 | Galaxie 500 | 6.4L | A | 1 | 5-1203X* | | |
| | Galaxie 500 | 6.4L | A | 2 | 5-1204X* | 5-7438X | 15-1204X |
| 1965-1968 | Galaxie 500 | 7.0L | A | 1 | 5-1203X* | | |
| | Galaxie 500 | 7.0L | A | 2 | 5-1204X* | 5-7438X | 15-1204X |
| 1965-1972 | Galaxie 500 | 3.9L | A | 1 | 5-1200X | | |
| | Galaxie 500 | 3.9L | A | 2 | | 5-7439X | |
| 1968-1972 | Galaxie 500 | 5.0L | A | 1 | 5-1200X | | |
| | Galaxie 500 | 5.0L | A | 2 | | 5-7439X | |
| 1969-1972 | Galaxie 500 | 5.8L | A | 1 | 5-153X* | 5-1310-1X* 5-1310X** | 15-153X |
| | Galaxie 500 | 5.8L | A | 2 | | 5-7439X | |
| 1971-1974 | Galaxie 500 | 6.6L | A | 1 | 5-1203X* | | |
| | Galaxie 500 | 6.6L | A | 2 | 5-1204X* | 5-7438X | 15-1204X |
| 1973-1974 | Galaxie 500 | 5.8L; w/ 3.219" Yoke | A | 1 | 5-1200X | | |
| | Galaxie 500 | 5.8L; w/ 3.625" Yoke | A | 1 | 5-1203X* | | |
| | Galaxie 500 | 7.5L | A | 1 | 5-1203X* | | |
| | Galaxie 500 | 5.8L; w/ 3.219" Yoke | A | 2 | | 5-7439X | |
| | Galaxie 500 | 5.8L; w/ 3.625" Yoke | A | 2 | 5-1204X* | 5-7438X | 15-1204X |
| | Galaxie 500 | 7.5L | A | 2 | 5-1204X* | 5-7438X | 15-1204X |
| 1975-1977 | Granada | w/ 3.500" O.D. Yoke | A | 1 | 5-153X* | 5-1310-1X* 5-1310X** | 15-153X |
| | Granada | w/ 3.875" O.D. Yoke | A | 1 | 5-213X* | 5-1330-1X* 5-1330X** | 15-213X |
| | Granada | w/ 3.500" O.D. Yoke | A | 2 | | 5-7439X | |
| | Granada | w/ 3.875" O.D. Yoke | A | 2 | 5-1204X* | 5-7438X | 15-1204X |
| 1978-1980 | Granada | | A | 1 | 5-153X* | 5-1310-1X* 5-1310X** | 15-153X |
| | Granada | | A | 2 | | 5-7439X | |
| 1981-1982 | Granada | | A | 1,2 | 5-153X* | 5-1310-1X* 5-1310X** | 15-153X |
| 1965 | LTD | 6.4L; 7.0L | A | 1 | 5-1203X* | | |
| | LTD | 6.4L; 7.0L | A | 2 | 5-1204X* | 5-7438X | 15-1204X |

* GREASEABLE ** NON-GREASEABLE



Ford (Cont'd)

| Year | Model | Description | Fig. | Location | Spicer Part # | SPL Part # | SVL Part # |
|-----------|--------------------|---|------|----------|---------------|-------------------------|------------|
| 1966-1974 | LTD | w/ 3.500" O.D. Yoke | A | 1 | 5-153X* | 5-1310-1X* 5-1310X** | 15-153X |
| | LTD | w/ 3.875" O.D. Yoke | A | 1 | 5-213X* | 5-1330-1X* 5-1330X** | 15-213X |
| | LTD | w/ 3.500" O.D. Yoke | A | 2 | | 5-7439X | |
| | LTD | w/ 3.875" O.D. Yoke | A | 2 | 5-1204X* | 5-7438X | 15-1204X |
| 1975-1978 | LTD | 5.8L; w/ 3.500" O.D. Yoke | A | 1 | 5-153X* | 5-1310-1X* 5-1310X** | 15-153X |
| | LTD | 5.8L; w/ 3.875" O.D. Yoke | A | 1 | 5-213X* | 5-1330-1X* 5-1330X** | 15-213X |
| | LTD | 6.6L; 7.5L | A | 1 | 5-213X* | 5-1330-1X* 5-1330X** | 15-213X |
| | LTD | 5.8L; w/ 3.500" O.D. Yoke | A | 2 | | 5-7439X | |
| | LTD | 5.8L; w/ 3.875" O.D. Yoke | A | 2 | 5-1204X* | 5-7438X | 15-1204X |
| | LTD | 6.6L; 7.5L | A | 2 | 5-1204X* | 5-7438X | 15-1204X |
| | LTD | 5.0L | A | 1 | 5-153X* | 5-1310-1X* 5-1310X** | 15-153X |
| 1978 | LTD | 5.0L | A | 2 | | 5-7439X | |
| | LTD | w/ 3.500" O.D. Yoke | A | 1,2 | 5-153X* | 5-1310-1X* 5-1310X** | 15-153X |
| 1979-1986 | LTD | w/ 3.875" O.D. Yoke | A | 1,2 | 5-213X* | 5-1330-1X* 5-1330X** | 15-213X |
| | LTD Crown Victoria | w/ 3.500" O.D. Yoke | A | 1,2 | 5-153X* | 5-1310-1X* 5-1310X** | 15-153X |
| 1987-1991 | LTD Crown Victoria | w/ 3.875" O.D. Yoke | A | 1,2 | 5-213X* | 5-1330-1X* 5-1330X** | 15-213X |
| | LTD II | | A | 1 | 5-213X* | 5-1330-1X* 5-1330X** | 15-213X |
| 1977-1978 | LTD II | | A | 2 | 5-1204X* | 5-7438X | 15-1204X |
| | LTD II | w/ Inside Snap Rings | A | 1 | 5-3147X* | 5-795X** | 15-3147X |
| 1979 | LTD II | w/ Outside Snap Rings | A | 1 | 5-213X* | 5-1330-1X* 5-1330X** | 15-213X |
| | LTD II | w/ Inside Snap Rings | A | 2 | 5-3255X | | |
| 1952-1956 | LTD II | w/ Outside Snap Rings | A | 2 | 5-1204X* | 5-7438X | 15-1204X |
| | Mainline | w/ Inside Snap Rings | A | 1 | 5-3242X | | |
| 1970-1977 | Mainline | w/ Outside Snap Rings | A | 1,2 | 5-153X* | 5-1310-1X* 5-1310X** | 15-153X |
| | Mainline | w/ Inside Snap Rings | A | 2 | 5-2031X | | |
| | Maverick | | A | 1 | 5-153X* | 5-1310-1X* 5-1310X** | 15-153X |
| 1964-1965 | Maverick | | A | 2 | | 5-7439X | |
| | Mustang | 4.3L; 4.7L; w/ Inside Snap Rings | A | 1 | 5-3242X | | |
| 1964-1966 | Mustang | 4.3L; 4.7L; w/ Outside Snap Rings | A | 1 | 5-153X* | 5-1310-1X* 5-1310X** | 15-153X |
| | Mustang | 2.8L; 3.3L; Standard Trans | A | 1,2 | 5-105X | | |
| | Mustang | 4.3L; 4.7L; w/ Inside Snap Rings | A | 2 | 5-2173X | | |
| | Mustang | 4.3L; 4.7L; w/ Outside Snap Rings | A | 2 | | 5-7439X | |
| | Mustang | 3.3L; Auto Trans; w/ Inside Snap Rings | A | 1 | 5-3242X | | |
| | Mustang | 3.3L; Auto Trans; w/ Outside Snap Rings | A | 1 | 5-153X* | 5-1310-1X* 5-1310X** | 15-153X |
| 1964-1966 | Mustang | 3.3L; Auto Trans; w/ Inside Snap Rings | A | 2 | 5-2173X | | |
| | Mustang | 3.3L; Auto Trans; w/ Outside Snap Rings | A | 2 | | 5-7439X | |

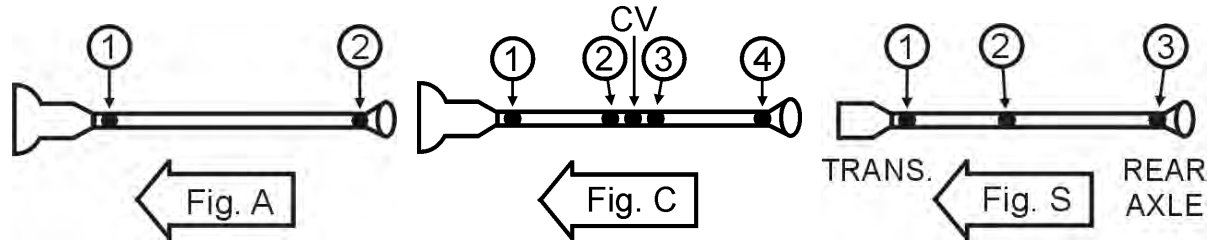
* GREASEABLE ** NON-GREASEABLE

Ford (Cont'd)

PASSENGER

| Year | Model | Description | Fig. | Location | Spicer Part # | SPL Part # | SVL Part # |
|-----------|---------|---|------|----------|---------------|-------------------------|------------|
| 1966 | Mustang | 4.7L; w/ Inside Snap Rings | A | 1 | 5-3242X | | |
| | Mustang | 4.7L; w/ Outside Snap Rings | A | 1 | 5-153X* | 5-1310-1X* 5-1310X** | 15-153X |
| | Mustang | 4.7L; w/ Inside Snap Rings | A | 2 | 5-2173X | | |
| | Mustang | 4.7L; w/ Outside Snap Rings | A | 2 | | 5-7439X | |
| 1966-1967 | Mustang | 3.3L; Standard Trans | A | 1,2 | 5-105X | | |
| 1967 | Mustang | 3.3L; Auto Trans | A | 1 | 5-153X* | 5-1310-1X* 5-1310X** | 15-153X |
| | Mustang | 4.7L | A | 1 | 5-153X* | 5-1310-1X* 5-1310X** | 15-153X |
| | Mustang | 6.4L | A | 1 | 5-213X* | 5-1330-1X* 5-1330X** | 15-213X |
| | Mustang | 3.3L; Auto Trans | A | 2 | | 5-7439X | |
| | Mustang | 4.7L | A | 2 | | 5-7439X | |
| 1967-1969 | Mustang | 6.4L | A | 2 | 5-1204X* | 5-7438X | 15-1204X |
| 1968-1969 | Mustang | 3.3L; 4-Speed | A | 1 | 5-1200X | | |
| | Mustang | 5.0L | A | 1 | 5-1200X | | |
| | Mustang | 6.4L | A | 1 | 5-1203X* | | |
| | Mustang | 7.0L | A | 1 | 5-1203X* | | |
| | Mustang | 3.3L; 3-Speed | A | 1,2 | 5-105X | | |
| | Mustang | 3.3L; 4-Speed | A | 2 | | 5-7439X | |
| | Mustang | 5.0L | A | 2 | | 5-7439X | |
| | Mustang | 7.0L | A | 2 | 5-1204X* | 5-7438X | 15-1204X |
| | Mustang | 4.1L | A | 1 | 5-1200X | | |
| 1969 | Mustang | 5.8L | A | 1 | 5-1200X | | |
| | Mustang | 4.1L | A | 2 | | 5-7439X | |
| | Mustang | 5.8L | A | 2 | | 5-7439X | |
| | Mustang | w/ 3.500" O.D. Yoke | A | 1 | 5-153X* | 5-1310-1X* 5-1310X** | 15-153X |
| 1970-1973 | Mustang | w/ 3.875" O.D. Yoke | A | 1 | 5-213X* | 5-1330-1X* 5-1330X** | 15-213X |
| | Mustang | w/ 3.500" O.D. Yoke | A | 2 | | 5-7439X | |
| | Mustang | w/ 3.875" O.D. Yoke | A | 2 | 5-1204X* | 5-7438X | 15-1204X |
| | Mustang | | A | 1,2 | 5-153X* | 5-1310-1X* 5-1310X** | 15-153X |
| 1979-1986 | Mustang | | A | 1,2 | 5-153X* | 5-1310-1X* 5-1310X** | 15-153X |
| 1987-1992 | Mustang | 2.3L; Auto Trans | A | 1,2 | 5-153X* | 5-1310-1X* 5-1310X** | 15-153X |
| | Mustang | 2.3L; Standard Trans; w/ 3.500" O.D. Yoke | A | 1,2 | 5-153X* | 5-1310-1X* 5-1310X** | 15-153X |
| | Mustang | 2.3L; Standard Trans; w/ 3.875" O.D. Yoke | A | 1,2 | 5-213X* | 5-1330-1X* 5-1330X** | 15-213X |
| 1987-1993 | Mustang | 5.0L; Auto Trans | A | 1,2 | 5-153X* | 5-1310-1X* 5-1310X** | 15-153X |
| | Mustang | 5.0L; Standard Trans | A | 1,2 | 5-213X* | 5-1330-1X* 5-1330X** | 15-213X |
| 1993 | Mustang | 2.3L | A | 1,2 | 5-153X* | 5-1310-1X* 5-1310X** | 15-153X |
| 1994 | Mustang | 5.0L | A | 1,2 | 5-213X* | 5-1330-1X* 5-1330X** | 15-213X |
| 1994-1995 | Mustang | 3.8L | A | 1,2 | 5-153X* | 5-1310-1X* 5-1310X** | 15-153X |
| 1995 | Mustang | 5.0L; 5.8L | A | 1,2 | 5-213X* | 5-1330-1X* 5-1330X** | 15-213X |
| 1996-1999 | Mustang | | A | 1,2 | 5-213X* | 5-1330-1X* 5-1330X** | 15-213X |
| 2002 | Mustang | 1 Piece Driveshaft | A | 1,2 | 5-213X* | 5-1330-1X* 5-1330X** | 15-213X |
| 2003 | Mustang | Base; 1 Piece Driveshaft | A | 1,2 | 5-213X* | 5-1330-1X* 5-1330X** | 15-213X |
| | Mustang | GT; 1 Piece Driveshaft | A | 1,2 | 5-213X* | 5-1330-1X* 5-1330X** | 15-213X |

* GREASEABLE ** NON-GREASEABLE



Ford (Cont'd)

| Year | Model | Description | Fig. | Location | Spicer Part # | SPL Part # | SVL Part # |
|-----------|-------------|--|------|----------|---------------|-------------------------|------------|
| 2003 | Mustang | Mach I; 1 Piece Driveshaft | A | 1,2 | 5-213X* | 5-1330-1X* 5-1330X** | 15-213X |
| | Mustang | SVT Cobra 10th Anniversary; 1 Piece Driveshaft | A | 1,2 | 5-178X* | 5-1350-1X* 5-1350X** | 15-178X |
| 2003-2004 | Mustang | SVT Cobra; 1 Piece Driveshaft | A | 1,2 | 5-178X* | 5-1350-1X* 5-1350X** | 15-178X |
| 2004 | Mustang | Exc. SVT Cobra; 1 Piece Driveshaft | A | 1,2 | 5-213X* | 5-1330-1X* 5-1330X** | 15-213X |
| 2013 | Mustang | Boss 302; 2 Piece Driveshaft | S | 1 | 5-178X* | 5-1350-1X* 5-1350X** | 15-178X |
| 2013-2014 | Mustang | Base; 1 Piece Driveshaft | A | 1,2 | 5-178X* | 5-1350-1X* 5-1350X** | 15-178X |
| | Mustang | GT; 2 Piece Driveshaft | S | 1 | 5-178X* | 5-1350-1X* 5-1350X** | 15-178X |
| 2015-2017 | Mustang | V6 3.7L; Auto Trans; 1 Piece Driveshaft | A | 1 | 5-178X* | 5-1350-1X* 5-1350X** | 15-178X |
| | Mustang | V6 3.7L; Standard Trans; 1 Piece Driveshaft | A | 1 | 5-178X* | 5-1350-1X* 5-1350X** | 15-178X |
| | Mustang | L4 2.3L; Auto Trans; 1 Piece Driveshaft | A | 1,2 | 5-178X* | 5-1350-1X* 5-1350X** | 15-178X |
| | Mustang | L4 2.3L; Standard Trans; 1 Piece Driveshaft | A | 1,2 | 5-178X* | 5-1350-1X* 5-1350X** | 15-178X |
| | Mustang | V6 3.7L; 1 Piece Driveshaft | A | 2 | 5-178X* | 5-1350-1X* 5-1350X** | 15-178X |
| | Mustang | V8 5.0L; 2 Piece Driveshaft | S | 1 | 5-178X* | 5-1350-1X* 5-1350X** | 15-178X |
| | Mustang | V8 5.2L; 2 Piece Driveshaft | S | 1 | 5-178X* | 5-1350-1X* 5-1350X** | 15-178X |
| 1971-1979 | Pinto | | A | 1 | 5-153X* | 5-1310-1X* 5-1310X** | 15-153X |
| | Pinto | | A | 2 | | 5-7439X | |
| 1980 | Pinto | | A | 1,2 | 5-153X* | 5-1310-1X* 5-1310X** | 15-153X |
| 1955 | Thunderbird | | A | 1 | 5-3242X | | |
| | Thunderbird | | A | 2 | 5-2031X | | |
| 1956-1961 | Thunderbird | | A | 1,2 | 5-153X* | 5-1310-1X* 5-1310X** | 15-153X |
| 1962 | Thunderbird | w/ Inside Snap Rings | A | 1 | 5-1200X | | |
| | Thunderbird | w/ Outside Snap Rings | A | 1 | 5-153X* | 5-1310-1X* 5-1310X** | 15-153X |
| | Thunderbird | w/ Outside Snap Rings | A | 2 | 5-134X* | | 15-134X |
| 1967 | Thunderbird | 2 Door | A | 1 | 5-213X* | 5-1330-1X* 5-1330X** | 15-213X |
| | Thunderbird | 2 Door | A | 2 | 5-1204X* | 5-7438X | 15-1204X |
| | Thunderbird | 4 Door | C | 1,2,3,4 | 5-213X* | 5-1330-1X* 5-1330X** | 15-213X |

* GREASEABLE ** NON-GREASEABLE

Ford (Cont'd)

| Year | Model | Description | Fig. | Location | Spicer Part # | SPL Part # | SVL Part # |
|-----------|-------------|---------------------------|------|----------|---------------|-------------------------|------------|
| 1968-1971 | Thunderbird | | H | 1,2,3,4 | 5-3147X* | 5-795X** | 15-3147X |
| 1973-1976 | Thunderbird | | A | 1,2 | 5-213X* | 5-1330-1X* 5-1330X** | 15-213X |
| 1977-1978 | Thunderbird | | A | 1 | 5-213X* | 5-1330-1X* 5-1330X** | 15-213X |
| | Thunderbird | | A | 2 | 5-1204X* | 5-7438X | 15-1204X |
| 1979 | Thunderbird | w/ Inside Snap Rings | A | 1 | 5-3147X* | 5-795X** | 15-3147X |
| | Thunderbird | w/ Outside Snap Rings | A | 1 | 5-213X* | 5-1330-1X* 5-1330X** | 15-213X |
| | Thunderbird | w/ Inside Snap Rings | A | 2 | 5-3255X | | |
| 1980-1982 | Thunderbird | w/ Outside Snap Rings | A | 2 | 5-1204X* | 5-7438X | 15-1204X |
| | Thunderbird | | D | 1,2,3 | 5-153X* | 5-1310-1X* 5-1310X** | 15-153X |
| 1983-1986 | Thunderbird | | D | CV | 211229X | | |
| | Thunderbird | | A | 1,2 | 5-153X* | 5-1310-1X* 5-1310X** | 15-153X |
| 1987-1988 | Thunderbird | Turbocharged | A | 1,2 | 5-213X* | 5-1330-1X* 5-1330X** | 15-213X |
| 1987-1993 | Thunderbird | Naturally Aspirated | A | 1,2 | 5-153X* | 5-1310-1X* 5-1310X** | 15-153X |
| 1989-1993 | Thunderbird | Supercharged | A | 1,2 | 5-213X* | 5-1330-1X* 5-1330X** | 15-213X |
| 1994-1997 | Thunderbird | | A | 1,2 | 5-213X* | 5-1330-1X* 5-1330X** | 15-213X |
| 1968-1974 | Torino | w/ 3.500" O.D. Yoke | A | 1 | 5-153X* | 5-1310-1X* 5-1310X** | 15-153X |
| | Torino | w/ 3.875" O.D. Yoke | A | 1 | 5-213X* | 5-1330-1X* 5-1330X** | 15-213X |
| | Torino | w/ 3.500" O.D. Yoke | A | 2 | | 5-7439X | |
| | Torino | w/ 3.875" O.D. Yoke | A | 2 | 5-1204X* | 5-7438X | 15-1204X |
| 1975-1976 | Torino | 5.8L; w/ 3.500" O.D. Yoke | A | 1 | 5-153X* | 5-1310-1X* 5-1310X** | 15-153X |
| | Torino | 5.8L; w/ 3.875" O.D. Yoke | A | 1 | 5-213X* | 5-1330-1X* 5-1330X** | 15-213X |
| | Torino | 6.6L; 7.5L | A | 1 | 5-213X* | 5-1330-1X* 5-1330X** | 15-213X |
| | Torino | 5.8L; w/ 3.500" O.D. Yoke | A | 2 | | 5-7439X | |
| | Torino | 5.8L; w/ 3.875" O.D. Yoke | A | 2 | 5-1204X* | 5-7438X | 15-1204X |
| 1958-1963 | Zephyr | | A | 1,2 | 5-101X | | |
| | Zodiac | | A | 1,2 | 5-3214X | | |

Hillman

| Year | Model | Description | Fig. | Location | Spicer Part # | SPL Part # | SVL Part # |
|-----------|-------|-------------|------|----------|---------------|------------|------------|
| 1955-1966 | Husky | | A | 1,2 | 5-101X | | |
| 1947-1966 | Minx | | A | 1,2 | 5-101X | | |

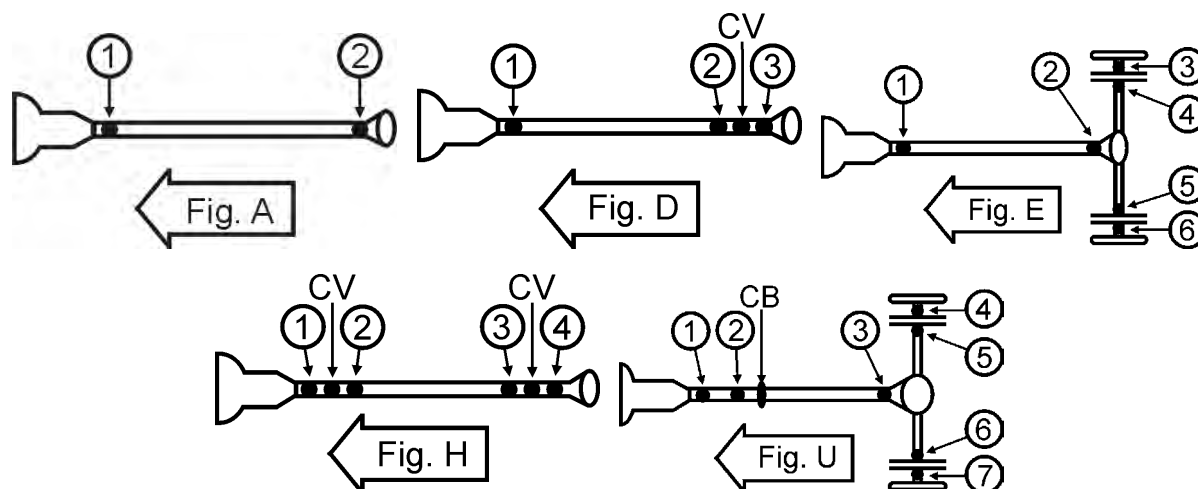
Hyundai

| Year | Model | Description | Fig. | Location | Spicer Part # | SPL Part # | SVL Part # |
|-----------|---------|-------------|------|----------|---------------|------------|------------|
| 1984-1987 | Pony | | A | 1,2 | 5-443X | | |
| 1985-1987 | Stellar | | A | 1,2 | 5-443X | | |

Jaguar

| Year | Model | Description | Fig. | Location | Spicer Part # | SPL Part # | SVL Part # |
|-----------|-------|--------------------|------|----------|---------------|-------------------------|------------|
| 1955-1967 | 2.4 | 1 Piece Driveshaft | E | 1,2 | 5-153X* | 5-1310-1X* 5-1310X** | 15-153X |
| | 2.4 | 1 Piece Driveshaft | E | 3,4,5,6 | 5-160X* | 5-1410-1X* 5-1410X** | 15-160X |
| | 2.4 | 2 Piece Driveshaft | U | 1,2,3 | 5-153X* | 5-1310-1X* 5-1310X** | 15-153X |

* GREASEABLE ** NON-GREASEABLE



PASSENGER

Jaguar (Cont'd)

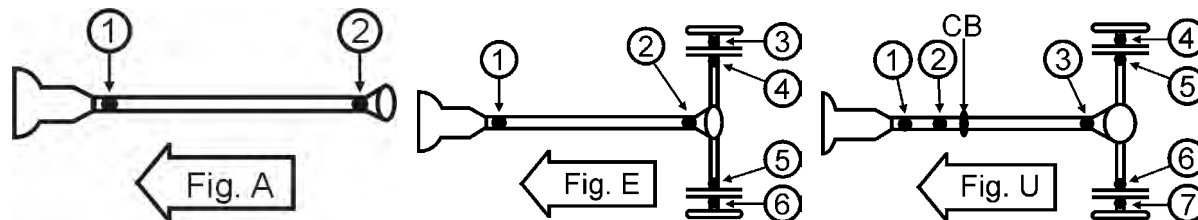
| Year | Model | Description | Fig. | Location | Spicer Part # | SPL Part # | SVL Part # |
|-----------|--------|--------------------|------|----------|---------------|-------------------------|------------|
| 1955-1967 | 2.4 | 2 Piece Driveshaft | U | 4,5,6,7 | 5-160X* | 5-1410-1X* 5-1410X** | 15-160X |
| 1967-1969 | 240 | 1 Piece Driveshaft | E | 1,2 | 5-153X* | 5-1310-1X* 5-1310X** | 15-153X |
| | 240 | 1 Piece Driveshaft | E | 3,4,5,6 | 5-160X* | 5-1410-1X* 5-1410X** | 15-160X |
| | 240 | 2 Piece Driveshaft | U | 1,2,3 | 5-153X* | 5-1310-1X* 5-1310X** | 15-153X |
| | 240 | 2 Piece Driveshaft | U | 4,5,6,7 | 5-160X* | 5-1410-1X* 5-1410X** | 15-160X |
| 1957-1968 | 3.4 | 1 Piece Driveshaft | E | 1,2 | 5-153X* | 5-1310-1X* 5-1310X** | 15-153X |
| | 3.4 | 1 Piece Driveshaft | E | 3,4,5,6 | 5-160X* | 5-1410-1X* 5-1410X** | 15-160X |
| | 3.4 | 2 Piece Driveshaft | U | 1,2,3 | 5-153X* | 5-1310-1X* 5-1310X** | 15-153X |
| | 3.4 | 2 Piece Driveshaft | U | 4,5,6,7 | 5-160X* | 5-1410-1X* 5-1410X** | 15-160X |
| 1960-1969 | 3.8 | 1 Piece Driveshaft | E | 1,2 | 5-153X* | 5-1310-1X* 5-1310X** | 15-153X |
| | 3.8 | 1 Piece Driveshaft | E | 3,4,5,6 | 5-160X* | 5-1410-1X* 5-1410X** | 15-160X |
| | 3.8 | 2 Piece Driveshaft | U | 1,2,3 | 5-153X* | 5-1310-1X* 5-1310X** | 15-153X |
| | 3.8 | 2 Piece Driveshaft | U | 4,5,6,7 | 5-160X* | 5-1410-1X* 5-1410X** | 15-160X |
| 1967-1970 | 340 | 1 Piece Driveshaft | E | 1,2 | 5-153X* | 5-1310-1X* 5-1310X** | 15-153X |
| | 340 | 1 Piece Driveshaft | E | 3,4,5,6 | 5-160X* | 5-1410-1X* 5-1410X** | 15-160X |
| | 340 | 2 Piece Driveshaft | U | 1,2,3 | 5-153X* | 5-1310-1X* 5-1310X** | 15-153X |
| | 340 | 2 Piece Driveshaft | U | 4,5,6,7 | 5-160X* | 5-1410-1X* 5-1410X** | 15-160X |
| 1967-1968 | 420 | 1 Piece Driveshaft | E | 1,2 | 5-153X* | 5-1310-1X* 5-1310X** | 15-153X |
| | 420 | 1 Piece Driveshaft | E | 3,4,5,6 | 5-160X* | 5-1410-1X* 5-1410X** | 15-160X |
| | 420 | 2 Piece Driveshaft | U | 1,2,3 | 5-153X* | 5-1310-1X* 5-1310X** | 15-153X |
| | 420 | 2 Piece Driveshaft | U | 4,5,6,7 | 5-160X* | 5-1410-1X* 5-1410X** | 15-160X |
| 1953 | C-Type | 1 Piece Driveshaft | E | 3,4,5,6 | 5-160X* | 5-1410-1X* 5-1410X** | 15-160X |

* GREASEABLE ** NON-GREASEABLE

Jaguar (Cont'd)

| Year | Model | Description | Fig. | Location | Spicer Part # | SPL Part # | SVL Part # |
|-----------|-------------|--------------------------------|------|----------|---------------|-------------------------|------------|
| 1954-1956 | D-Type | 1 Piece Driveshaft | E | 3,4,5,6 | 5-160X* | 5-1410-1X* 5-1410X** | 15-160X |
| 1959-1961 | Mark IX | 1 Piece Driveshaft | E | 3,4,5,6 | 5-160X* | 5-1410-1X* 5-1410X** | 15-160X |
| 1953-1957 | Mark VII | 1 Piece Driveshaft | E | 3,4,5,6 | 5-160X* | 5-1410-1X* 5-1410X** | 15-160X |
| 1957-1958 | Mark VIII | 1 Piece Driveshaft | E | 3,4,5,6 | 5-160X* | 5-1410-1X* 5-1410X** | 15-160X |
| 1962-1966 | Mark X | 1 Piece Driveshaft | E | 1,2 | 5-153X* | 5-1310-1X* 5-1310X** | 15-153X |
| | Mark X | 1 Piece Driveshaft | E | 3,4,5,6 | 5-160X* | 5-1410-1X* 5-1410X** | 15-160X |
| | Mark X | 2 Piece Driveshaft | U | 1,2,3 | 5-153X* | 5-1310-1X* 5-1310X** | 15-153X |
| | Mark X | 2 Piece Driveshaft | U | 4,5,6,7 | 5-160X* | 5-1410-1X* 5-1410X** | 15-160X |
| 1974 | V12 | 1 Piece Driveshaft | E | 1,2 | 5-153X* | 5-1310-1X* 5-1310X** | 15-153X |
| | V12 | 1 Piece Driveshaft | E | 3,4,5,6 | 5-160X* | 5-1410-1X* 5-1410X** | 15-160X |
| | V12 | 2 Piece Driveshaft | U | 1,2,3 | 5-153X* | 5-1310-1X* 5-1310X** | 15-153X |
| | V12 | 2 Piece Driveshaft | U | 4,5,6,7 | 5-160X* | 5-1410-1X* 5-1410X** | 15-160X |
| 1982-1987 | Vanden Plas | 1 Piece Driveshaft | E | 1,2 | 5-153X* | 5-1310-1X* 5-1310X** | 15-153X |
| | Vanden Plas | 1 Piece Driveshaft | E | 3,4,5,6 | 5-160X* | 5-1410-1X* 5-1410X** | 15-160X |
| | Vanden Plas | 2 Piece Driveshaft | U | 1,2,3 | 5-153X* | 5-1310-1X* 5-1310X** | 15-153X |
| | Vanden Plas | 2 Piece Driveshaft | U | 4,5,6,7 | 5-160X* | 5-1410-1X* 5-1410X** | 15-160X |
| 1988-1989 | Vanden Plas | Driveshaft w/ Staked-in Joints | U | 4,5,6,7 | 5-160X* | 5-1410-1X* 5-1410X** | 15-160X |
| 1968-1971 | XJ | 1 Piece Driveshaft | E | 1,2 | 5-153X* | 5-1310-1X* 5-1310X** | 15-153X |
| | XJ | 1 Piece Driveshaft | E | 3,4,5,6 | 5-160X* | 5-1410-1X* 5-1410X** | 15-160X |
| | XJ | 2 Piece Driveshaft | U | 1,2,3 | 5-153X* | 5-1310-1X* 5-1310X** | 15-153X |
| | XJ | 2 Piece Driveshaft | U | 4,5,6,7 | 5-160X* | 5-1410-1X* 5-1410X** | 15-160X |
| 1981-1987 | XJ12 | 1 Piece Driveshaft | E | 1,2 | 5-153X* | 5-1310-1X* 5-1310X** | 15-153X |
| | XJ12 | 1 Piece Driveshaft | E | 3,4,5,6 | 5-160X* | 5-1410-1X* 5-1410X** | 15-160X |
| | XJ12 | 2 Piece Driveshaft | U | 1,2,3 | 5-153X* | 5-1310-1X* 5-1310X** | 15-153X |
| | XJ12 | 2 Piece Driveshaft | U | 4,5,6,7 | 5-160X* | 5-1410-1X* 5-1410X** | 15-160X |
| 1988-1989 | XJ12 | Driveshaft w/ Staked-in Joints | U | 4,5,6,7 | 5-160X* | 5-1410-1X* 5-1410X** | 15-160X |
| 1972-1987 | XJ6 | 1 Piece Driveshaft | E | 1,2 | 5-153X* | 5-1310-1X* 5-1310X** | 15-153X |
| | XJ6 | 1 Piece Driveshaft | E | 3,4,5,6 | 5-160X* | 5-1410-1X* 5-1410X** | 15-160X |
| | XJ6 | 2 Piece Driveshaft | U | 1,2,3 | 5-153X* | 5-1310-1X* 5-1310X** | 15-153X |
| | XJ6 | 2 Piece Driveshaft | U | 4,5,6,7 | 5-160X* | 5-1410-1X* 5-1410X** | 15-160X |
| 1988-1989 | XJ6 | Driveshaft w/ Staked-in Joints | U | 4,5,6,7 | 5-160X* | 5-1410-1X* 5-1410X** | 15-160X |
| 1976-1987 | XJS | 1 Piece Driveshaft | E | 1,2 | 5-153X* | 5-1310-1X* 5-1310X** | 15-153X |

* GREASEABLE ** NON-GREASEABLE



Jaguar (Cont'd)

| Year | Model | Description | Fig. | Location | Spicer Part # | SPL Part # | SVL Part # |
|-----------|-------|--------------------------------|------|----------|---------------|-------------------------|------------|
| 1976-1987 | XJS | 1 Piece Driveshaft | E | 3,4,5,6 | 5-160X* | 5-1410-1X* 5-1410X** | 15-160X |
| | XJS | 2 Piece Driveshaft | U | 1,2,3 | 5-153X* | 5-1310-1X* 5-1310X** | 15-153X |
| | XJS | 2 Piece Driveshaft | U | 4,5,6,7 | 5-160X* | 5-1410-1X* 5-1410X** | 15-160X |
| 1988-1989 | XJS | Driveshaft w/ Staked-in Joints | U | 4,5,6,7 | 5-160X* | 5-1410-1X* 5-1410X** | 15-160X |
| 1953-1954 | XK120 | 1 Piece Driveshaft | E | 3,4,5,6 | 5-160X* | 5-1410-1X* 5-1410X** | 15-160X |
| 1955-1957 | XK140 | 1 Piece Driveshaft | E | 3,4,5,6 | 5-160X* | 5-1410-1X* 5-1410X** | 15-160X |
| 1958-1961 | XK150 | 1 Piece Driveshaft | E | 3,4,5,6 | 5-160X* | 5-1410-1X* 5-1410X** | 15-160X |
| 1961-1974 | XKE | 1 Piece Driveshaft | E | 3,4,5,6 | 5-160X* | 5-1410-1X* 5-1410X** | 15-160X |
| 1962-1974 | XKE | 1 Piece Driveshaft | E | 1,2 | 5-153X* | 5-1310-1X* 5-1310X** | 15-153X |
| | XKE | 2 Piece Driveshaft | U | 1,2,3 | 5-153X* | 5-1310-1X* 5-1310X** | 15-153X |
| | XKE | 2 Piece Driveshaft | U | 4,5,6,7 | 5-160X* | 5-1410-1X* 5-1410X** | 15-160X |
| 1957 | XKSS | 1 Piece Driveshaft | E | 3,4,5,6 | 5-160X* | 5-1410-1X* 5-1410X** | 15-160X |

Jensen

| Year | Model | Description | Fig. | Location | Spicer Part # | SPL Part # | SVL Part # |
|-----------|-------------|-------------|------|----------|---------------|-------------------------|------------|
| 1954-1958 | 541 | | A | 1,2 | 5-178X* | 5-1350-1X* 5-1350X** | 15-178X |
| 1958-1960 | 541R | | A | 1,2 | 5-178X* | 5-1350-1X* 5-1350X** | 15-178X |
| 1961-1962 | 541S | | A | 1,2 | 5-178X* | 5-1350-1X* 5-1350X** | 15-178X |
| 1963-1966 | C-V8 | | A | 1,2 | 5-178X* | 5-1350-1X* 5-1350X** | 15-178X |
| 1967-1970 | Interceptor | | A | 1,2 | 5-178X* | 5-1350-1X* 5-1350X** | 15-178X |

Lagonda

| Year | Model | Description | Fig. | Location | Spicer Part # | SPL Part # | SVL Part # |
|-----------|--------|---------------|------|----------|---------------|-------------------------|------------|
| 1961-1964 | Rapide | | A | 1,2 | 5-178X* | 5-1350-1X* 5-1350X** | 15-178X |
| | Rapide | w/ Half Shaft | E | 3,4,5,6 | 5-160X* | 5-1410-1X* 5-1410X** | 15-160X |

Lincoln

| Year | Model | Description | Fig. | Location | Spicer Part # | SPL Part # | SVL Part # |
|-----------|-------------|-------------|------|----------|---------------|-------------------------|------------|
| 1952-1959 | Capri | | A | 1,2 | 5-153X* | 5-1310-1X* 5-1310X** | 15-153X |
| 1958-1960 | Continental | | A | 1,2 | 5-153X* | 5-1310-1X* 5-1310X** | 15-153X |

* GREASEABLE ** NON-GREASEABLE

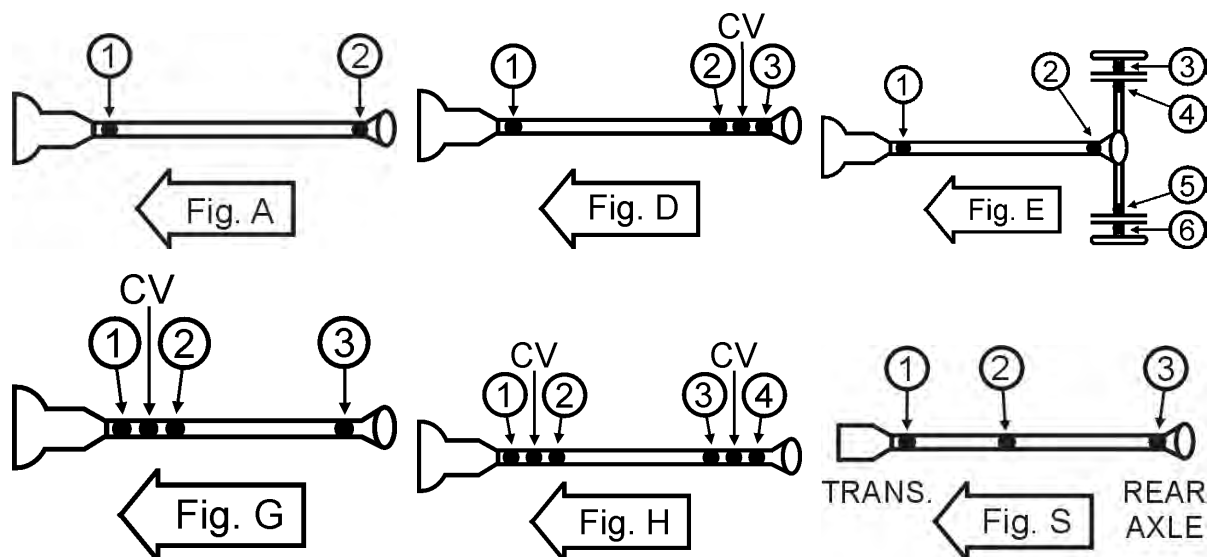
PASSENGER

Lincoln (Cont'd)

PASSENGER

| Year | Model | Description | Fig. | Location | Spicer Part # | SPL Part # | SVL Part # |
|-----------|--------------|-------------------------------------|------|----------|---------------|-------------------------|------------|
| 1961-1962 | Continental | | A | 1 | 5-153X* | 5-1310-1X* 5-1310X** | 15-153X |
| | Continental | | A | 2 | 5-134X* | | 15-134X |
| 1963-1965 | Continental | | G | 1,2,3 | 5-213X* | 5-1330-1X* 5-1330X** | 15-213X |
| 1966-1976 | Continental | | H | 1,2,3,4 | 5-213X* | 5-1330-1X* 5-1330X** | 15-213X |
| 1977 | Continental | From 5/1/77 | H | 1,2,3,4 | 5-3147X* | 5-795X** | 15-3147X |
| | Continental | To 5/1/77 | H | 1,2,3,4 | 5-213X* | 5-1330-1X* 5-1330X** | 15-213X |
| 1978-1979 | Continental | From 5/1/77 | H | CV | 211009X | | |
| | Continental | | H | 1,2,3,4 | 5-3147X* | 5-795X** | 15-3147X |
| | Continental | | H | CV | 211009X | | |
| 1980 | Continental | w/ Trailer Towing Package | A | 1 | 5-213X* | 5-1330-1X* 5-1330X** | 15-213X |
| | Continental | w/o Trailer Towing Package | A | 1 | 5-153X* | 5-1310-1X* 5-1310X** | 15-153X |
| | Continental | w/ Trailer Towing Package | A | 2 | 5-1203X* | | |
| | Continental | w/o Trailer Towing Package | A | 2 | 5-1200X | | |
| 1982-1983 | Continental | | D | CV | 211229X | | |
| 1982-1987 | Continental | | D | 1,2,3 | 5-153X* | 5-1310-1X* 5-1310X** | 15-153X |
| 1950-1954 | Cosmopolitan | | A | 1,2 | 5-153X* | 5-1310-1X* 5-1310X** | 15-153X |
| 1950-1951 | Lincoln | | A | 1,2 | 5-153X* | 5-1310-1X* 5-1310X** | 15-153X |
| 1956-1957 | Mark II | | A | 1,2 | 5-153X* | 5-1310-1X* 5-1310X** | 15-153X |
| 1968 | Mark III | | H | 1,2,3,4 | 5-213X* | 5-1330-1X* 5-1330X** | 15-213X |
| 1969-1971 | Mark III | | H | 1,2,3,4 | 5-3147X* | 5-795X** | 15-3147X |
| 1972-1976 | Mark IV | | A | 1,2 | 5-213X* | 5-1330-1X* 5-1330X** | 15-213X |
| 1977 | Mark V | From 7/15/77 | A | 2 | 5-1204X* | 5-7438X | 15-1204X |
| | Mark V | To 7/14/77 | A | 2 | 5-213X* | 5-1330-1X* 5-1330X** | 15-213X |
| 1977-1979 | Mark V | | A | 1 | 5-213X* | 5-1330-1X* 5-1330X** | 15-213X |
| 1978-1979 | Mark V | | A | 2 | 5-1204X* | 5-7438X | 15-1204X |
| 1980-1983 | Mark VI | w/ Trailer Towing Package | A | 1,2 | 5-213X* | 5-1330-1X* 5-1330X** | 15-213X |
| | Mark VI | w/o Trailer Towing Package | A | 1,2 | 5-153X* | 5-1310-1X* 5-1310X** | 15-153X |
| 1984-1992 | Mark VII | | D | 1,2,3 | 5-153X* | 5-1310-1X* 5-1310X** | 15-153X |
| 1993-1998 | Mark VIII | | A | 1,2 | 5-213X* | 5-1330-1X* 5-1330X** | 15-213X |
| 1956-1959 | Premier | | A | 1,2 | 5-153X* | 5-1310-1X* 5-1310X** | 15-153X |
| 1960 | Premier | | A | 1 | 5-213X* | 5-1330-1X* 5-1330X** | 15-213X |
| | Premier | | A | 2 | 5-134X* | | 15-134X |
| 1981-1994 | Town Car | w/ Trailer Towing Package | A | 1,2 | 5-213X* | 5-1330-1X* 5-1330X** | 15-213X |
| | Town Car | w/o Trailer Towing Package | A | 1,2 | 5-153X* | 5-1310-1X* 5-1310X** | 15-153X |
| 1995-1999 | Town Car | | A | 1,2 | 5-213X* | 5-1330-1X* 5-1330X** | 15-213X |
| 2000-2002 | Town Car | 1 Piece Driveshaft | A | 1,2 | 5-213X* | 5-1330-1X* 5-1330X** | 15-213X |
| 2003-2004 | Town Car | 1 Piece Driveshaft | A | 1,2 | 5-3253X | | |
| 2005 | Town Car | 1 Piece Driveshaft; From 03/18/2005 | A | 1,2 | 5-178X* | 5-1350-1X* 5-1350X** | 15-178X |

* GREASEABLE ** NON-GREASEABLE



Lincoln (Cont'd)

| Year | Model | Description | Fig. | Location | Spicer Part # | SPL Part # | SVL Part # |
|-----------|------------|-----------------------------------|------|----------|---------------|-------------------------|------------|
| 2005 | Town Car | 1 Piece Driveshaft; To 03/18/2005 | A | 1,2 | 5-3253X | | |
| 2006-2011 | Town Car | 1 Piece Driveshaft | A | 1,2 | 5-178X* | 5-1350-1X* 5-1350X** | 15-178X |
| 1977-1978 | Versailles | | D | 1,2,3 | 5-213X* | 5-1330-1X* 5-1330X** | 15-213X |
| 1979 | Versailles | w/ 3.500" O.D. Yoke | D | 1,2,3 | 5-153X* | 5-1310-1X* 5-1310X** | 15-153X |
| | Versailles | w/ 3.875" O.D. Yoke | D | 1,2,3 | 5-213X* | 5-1330-1X* 5-1330X** | 15-213X |
| | Versailles | w/ 3.469" O.D. Yoke | D | CV | 211198X | | |
| 1980 | Versailles | | D | 1,2,3 | 5-153X* | 5-1310-1X* 5-1310X** | 15-153X |
| | Versailles | | D | CV | 211198X | | |

Lotus

| Year | Model | Description | Fig. | Location | Spicer Part # | SPL Part # | SVL Part # |
|-----------|-------|-------------|------|----------|---------------|------------|------------|
| 1962-1971 | Elan | | E | 1,2 | 5-101X | | |
| 1962-1966 | Elite | | E | 1,2 | 5-101X | | |

Maserati

| Year | Model | Description | Fig. | Location | Spicer Part # | SPL Part # | SVL Part # |
|-----------|----------|-------------|------|----------|---------------|-------------------------|------------|
| 1958-1961 | 3500GT | | A | 1,2 | 5-178X* | 5-1350-1X* 5-1350X** | 15-178X |
| 1962 | 3500GTI | | A | 1,2 | 5-178X* | 5-1350-1X* 5-1350X** | 15-178X |
| 1958-1961 | A6G/2000 | | A | 1,2 | 5-178X* | 5-1350-1X* 5-1350X** | 15-178X |
| 1967-1973 | Ghibli | | A | 1,2 | 5-3214X | | |
| 1966-1973 | Mexico | | A | 1,2 | 5-3214X | | |
| 1962 | Sebring | | A | 1,2 | 5-178X* | 5-1350-1X* 5-1350X** | 15-178X |

Mazda

| Year | Model | Description | Fig. | Location | Spicer Part # | SPL Part # | SVL Part # |
|-----------|-------|--------------------|------|----------|---------------|------------|------------|
| 1970-1972 | 1200 | 1 Piece Driveshaft | A | 1,2 | 5-3229X | | |
| | 1200 | 2 Piece Driveshaft | S | 1,2,3 | 5-3229X | | |
| 1971-1972 | 616 | | A | 1,2 | 5-3229X | | |

* GREASEABLE ** NON-GREASEABLE

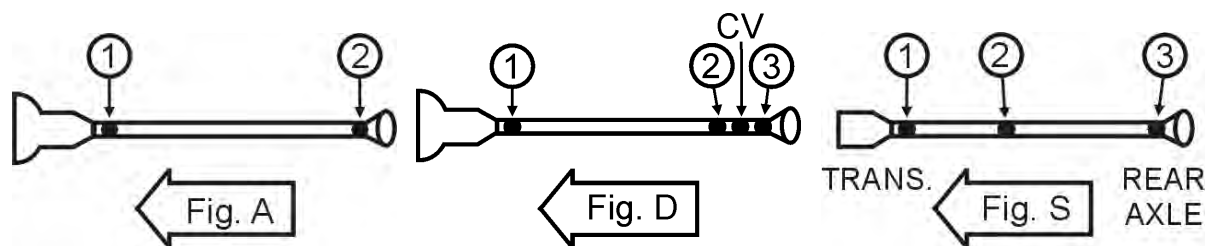
Mazda (Cont'd)

| Year | Model | Description | Fig. | Location | Spicer Part # | SPL Part # | SVL Part # |
|-----------|-------|-------------|------|----------|---------------|------------|------------|
| 1972-1973 | 618 | | A | 1,2 | 5-3229X | | |
| 1979-1982 | 626 | | S | 1,2,3 | 5-3229X | | |
| 1972-1977 | 808 | | A | 1,2 | 5-3229X | | |
| 1977-1981 | GLC | | A | 1,2 | 5-1514X | | |
| 1976-1977 | Mizer | | A | 1,2 | 5-1514X | | |
| 1971-1972 | R100 | | A | 1,2 | 5-3229X | | |
| 1971-1974 | RX-2 | | A | 1,2 | 5-3229X | | |
| 1972-1978 | RX-3 | | A | 1,2 | 5-3229X | | |
| 1979-1983 | RX-7 | | A | 1,2 | 5-3229X | | |

Mercury

| Year | Model | Description | Fig. | Location | Spicer Part # | SPL Part # | SVL Part # |
|-----------|--------|------------------------|------|----------|---------------|-------------------------|------------|
| 1975-1980 | Bobcat | | A | 1 | 5-1200X | | |
| | Bobcat | | A | 2 | | 5-7439X | |
| 1979-1986 | Capri | | A | 1,2 | 5-1200X | | |
| 1960-1962 | Comet | | A | 1,2 | 5-105X | | |
| 1963 | Comet | 4.3L | A | 1 | 5-153X* | 5-1310-1X* 5-1310X** | 15-153X |
| | Comet | 2.4L; 2.8L; 3.3L | A | 1,2 | 5-105X | | |
| 1964 | Comet | 4.3L | A | 2 | | 5-7439X | |
| | Comet | 4.3L; 4.7L | A | 1 | 5-153X* | 5-1310-1X* 5-1310X** | 15-153X |
| | Comet | 2.8L; 3.3L | A | 1,2 | 5-105X | | |
| 1965 | Comet | 4.3L; 4.7L | A | 2 | | 5-7439X | |
| | Comet | Auto Trans | A | 1 | 5-153X* | 5-1310-1X* 5-1310X** | 15-153X |
| | Comet | Standard Trans | A | 1,2 | 5-105X | | |
| 1966-1967 | Comet | Auto Trans | A | 2 | | 5-7439X | |
| | Comet | 3.3L; 4.7L | A | 1 | 5-153X* | 5-1310-1X* 5-1310X** | 15-153X |
| 1966-1969 | Comet | 3.3L; 4.7L | A | 2 | | 5-7439X | |
| | Comet | 6.4L; 7.0L | A | 1 | 5-213X* | 5-1330-1X* 5-1330X** | 15-213X |
| 1968 | Comet | 6.4L; 7.0L | A | 2 | 5-1204X* | 5-7438X | 15-1204X |
| | Comet | 3.3L; 5.0L | A | 1 | 5-153X* | 5-1310-1X* 5-1310X** | 15-153X |
| 1969-1970 | Comet | 3.3L; 5.0L | A | 2 | | 5-7439X | |
| | Comet | 3.3L; 4.1L; 5.0L; 5.8L | A | 1 | 5-153X* | 5-1310-1X* 5-1310X** | 15-153X |
| 1970 | Comet | 3.3L; 4.1L; 5.0L; 5.8L | A | 2 | | 5-7439X | |
| | Comet | 6.4L | A | 1 | 5-213X* | 5-1330-1X* 5-1330X** | 15-213X |
| 1971-1977 | Comet | 6.4L | A | 2 | 5-1204X* | 5-7438X | 15-1204X |
| | Comet | | A | 1 | 5-1200X | | |
| 1967 | Comet | | A | 2 | | 5-7439X | |
| | Cougar | 4.7L | A | 1 | 5-153X* | 5-1310-1X* 5-1310X** | 15-153X |
| | Cougar | 6.4L | A | 1 | 5-213X* | 5-1330-1X* 5-1330X** | 15-213X |
| | Cougar | 4.7L | A | 2 | | 5-7439X | |
| 1968 | Cougar | 6.4L | A | 2 | 5-1204X* | 5-7438X | 15-1204X |
| | Cougar | 4.7L; 5.0L | A | 1 | 5-153X* | 5-1310-1X* 5-1310X** | 15-153X |
| 1968-1969 | Cougar | 4.7L; 5.0L | A | 2 | | 5-7439X | |
| | Cougar | 6.4L; 7.0L | A | 1 | 5-213X* | 5-1330-1X* 5-1330X** | 15-213X |
| 1968-1970 | Cougar | 6.4L; 7.0L | A | 2 | 5-1204X* | 5-7438X | 15-1204X |
| 1969 | Cougar | 5.0L; 5.8L | A | 1 | 5-153X* | 5-1310-1X* 5-1310X** | 15-153X |
| 1969-1970 | Cougar | 5.0L; 5.8L | A | 2 | | 5-7439X | |

* GREASEABLE ** NON-GREASEABLE



Mercury (Cont'd)

| Year | Model | Description | Fig. | Location | Spicer Part # | SPL Part # | SVL Part # |
|-----------|---------------|-----------------------|------|----------|---------------|-------------------------|------------|
| 1970 | Cougar | 5.0L; 6.4L; 7.0L | A | 1 | 5-213X* | 5-1330-1X* 5-1330X** | 15-213X |
| | Cougar | 5.8L | A | 1 | 5-153X* | 5-1310-1X* 5-1310X** | 15-153X |
| 1971-1972 | Cougar | 3 Speed | A | 1 | 5-153X* | 5-1310-1X* 5-1310X** | 15-153X |
| | Cougar | 4 Speed | A | 1 | 5-213X* | 5-1330-1X* 5-1330X** | 15-213X |
| | Cougar | 3 Speed | A | 2 | | 5-7439X | |
| | Cougar | 4 Speed | A | 2 | 5-1204X* | 5-7438X | 15-1204X |
| 1973 | Cougar | | A | 1 | 5-153X* | 5-1310-1X* 5-1310X** | 15-153X |
| | Cougar | | A | 2 | | 5-7439X | |
| 1974-1978 | Cougar | | A | 1 | 5-213X* | 5-1330-1X* 5-1330X** | 15-213X |
| 1975-1976 | Cougar | 5.8L | A | 2 | | 5-7439X | |
| | Cougar | 6.6L; 7.5L | A | 2 | 5-1204X* | 5-7438X | 15-1204X |
| 1977-1978 | Cougar | | A | 2 | 5-1204X* | 5-7438X | 15-1204X |
| 1979 | Cougar | w/ Inside Snap Rings | A | 1 | 5-3147X* | 5-795X** | 15-3147X |
| | Cougar | w/ Outside Snap Rings | A | 1 | 5-213X* | 5-1330-1X* 5-1330X** | 15-213X |
| | Cougar | w/ Inside Snap Rings | A | 2 | 5-1204X* | 5-7438X | 15-1204X |
| | Cougar | w/ Outside Snap Rings | A | 2 | 5-3255X | | |
| 1980 | Cougar | | D | 1,2,3 | 5-1200X | | |
| 1980-1981 | Cougar | | D | CV | 211229X | | |
| 1981 | Cougar | Base | A | 1,2 | 5-1200X | | |
| 1981-1982 | Cougar | XR-7 | D | 1,2,3 | 5-1200X | | |
| 1982 | Cougar | Base; GS; LS | A | 1,2 | 5-1200X | | |
| 1983-1988 | Cougar | | A | 1,2 | 5-1200X | | |
| 1989-1990 | Cougar | LS | A | 1,2 | 5-153X* | 5-1310-1X* 5-1310X** | 15-153X |
| | Cougar | XR-7 | A | 1,2 | 5-213X* | 5-1330-1X* 5-1330X** | 15-213X |
| 1991-1993 | Cougar | 3.8L | A | 1,2 | 5-153X* | 5-1310-1X* 5-1310X** | 15-153X |
| | Cougar | 5.0L | A | 1,2 | 5-213X* | 5-1330-1X* 5-1330X** | 15-213X |
| 1994-1997 | Cougar | | A | 1,2 | 5-213X* | 5-1330-1X* 5-1330X** | 15-213X |
| 1952-1954 | Custom | | A | 1 | 5-3242X | | |
| | Custom | | A | 2 | 5-2031X | | |
| 1955-1956 | Custom | | A | 1,2 | 5-153X* | 5-1310-1X* 5-1310X** | 15-153X |
| 1975-1976 | Grand Marquis | | A | 1 | 5-213X* | 5-1330-1X* 5-1330X** | 15-213X |
| | Grand Marquis | | A | 2 | 5-1204X* | 5-7438X | 15-1204X |
| 1977-1978 | Grand Marquis | w/ 3.500" O.D. Yoke | A | 1 | 5-153X* | 5-1310-1X* 5-1310X** | 15-153X |
| | Grand Marquis | w/ 3.875" O.D. Yoke | A | 1 | 5-213X* | 5-1330-1X* 5-1330X** | 15-213X |
| | Grand Marquis | w/ 3.500" O.D. Yoke | A | 2 | | 5-7439X | |
| | Grand Marquis | w/ 3.875" O.D. Yoke | A | 2 | 5-1204X* | 5-7438X | 15-1204X |

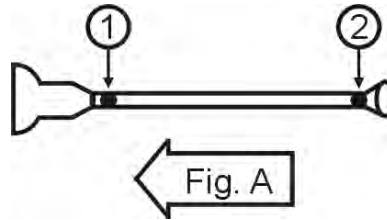
* GREASEABLE ** NON-GREASEABLE

PASSENGER

Mercury (Cont'd)

| Year | Model | Description | Fig. | Location | Spicer Part # | SPL Part # | SVL Part # |
|-----------|---------------|-------------------------------------|------|----------|---------------|-------------------------|------------|
| 1979-1994 | Grand Marquis | w/ Trailer Towing Package | A | 1,2 | 5-213X* | 5-1330-1X* 5-1330X** | 15-213X |
| | Grand Marquis | w/o Trailer Towing Package | A | 1,2 | 5-153X* | 5-1310-1X* 5-1310X** | 15-153X |
| 1995-1999 | Grand Marquis | | A | 1,2 | 5-213X* | 5-1330-1X* 5-1330X** | 15-213X |
| 2000-2005 | Grand Marquis | 1 Piece Driveshaft | A | 1,2 | 5-213X* | 5-1330-1X* 5-1330X** | 15-213X |
| 2006 | Grand Marquis | 1 Piece Driveshaft; From 06/19/2006 | A | 1,2 | 5-178X* | 5-1350-1X* 5-1350X** | 15-178X |
| | Grand Marquis | 1 Piece Driveshaft; To 06/19/2006 | A | 1,2 | 5-3253X | | |
| 2007-2011 | Grand Marquis | 1 Piece Driveshaft | A | 1,2 | 5-178X* | 5-1350-1X* 5-1350X** | 15-178X |
| 1963 | Marauder | 6.4L; 7.0L; From 6/3/63 | A | 1,2 | 5-1200X | | |
| | Marauder | 6.4L; 7.0L; To 6/3/63 | A | 1,2 | 5-1203X* | | |
| 1965 | Marauder | w/ 3.500" O.D. Yoke | A | 1 | 5-153X* | 5-1310-1X* 5-1310X** | 15-153X |
| | Marauder | w/ 3.875" O.D. Yoke | A | 1 | 5-213X* | 5-1330-1X* 5-1330X** | 15-213X |
| | Marauder | w/ 3.500" O.D. Yoke | A | 2 | | 5-7439X | |
| | Marauder | w/ 3.875" O.D. Yoke | A | 2 | 5-1204X* | 5-7438X | 15-1204X |
| 1966-1970 | Marauder | | A | 1 | 5-213X* | 5-1330-1X* 5-1330X** | 15-213X |
| | Marauder | | A | 2 | 5-1204X* | 5-7438X | 15-1204X |
| 2003-2004 | Marauder | 1 Piece Driveshaft | A | 1,2 | 5-213X* | 5-1330-1X* 5-1330X** | 15-213X |
| 1967-1976 | Marquis | | A | 1 | 5-213X* | 5-1330-1X* 5-1330X** | 15-213X |
| | Marquis | | A | 2 | 5-1204X* | 5-7438X | 15-1204X |
| 1977-1978 | Marquis | w/ 3.500" O.D. Yoke | A | 1 | 5-153X* | 5-1310-1X* 5-1310X** | 15-153X |
| | Marquis | w/ 3.875" O.D. Yoke | A | 1 | 5-213X* | 5-1330-1X* 5-1330X** | 15-213X |
| | Marquis | w/ 3.500" O.D. Yoke | A | 2 | | 5-7439X | |
| | Marquis | w/ 3.875" O.D. Yoke | A | 2 | 5-1204X* | 5-7438X | 15-1204X |
| 1979-1986 | Marquis | w/ Trailer Towing Package | A | 1,2 | 5-213X* | 5-1330-1X* 5-1330X** | 15-213X |
| | Marquis | w/o Trailer Towing Package | A | 1,2 | 5-153X* | 5-1310-1X* 5-1310X** | 15-153X |
| 1961-1963 | Meteor | | A | 1 | 5-1200X | | |
| | Meteor | | A | 2 | | 5-7439X | |
| 1975-1977 | Monarch | w/ 3.500" O.D. Yoke | A | 1 | 5-153X* | 5-1310-1X* 5-1310X** | 15-153X |
| | Monarch | w/ 3.875" O.D. Yoke | A | 1 | 5-213X* | 5-1330-1X* 5-1330X** | 15-213X |
| | Monarch | w/ 3.500" O.D. Yoke | A | 2 | | 5-7439X | |
| | Monarch | w/ 3.875" O.D. Yoke | A | 2 | 5-1204X* | 5-7438X | 15-1204X |
| 1978-1980 | Monarch | | A | 1 | 5-153X* | 5-1310-1X* 5-1310X** | 15-153X |
| | Monarch | | A | 2 | | 5-7439X | |
| 1968-1974 | Montego | w/ 3.500" O.D. Yoke | A | 1 | 5-153X* | 5-1310-1X* 5-1310X** | 15-153X |
| | Montego | w/ 3.875" O.D. Yoke | A | 1 | 5-213X* | 5-1330-1X* 5-1330X** | 15-213X |
| | Montego | w/ 3.500" O.D. Yoke | A | 2 | | 5-7439X | |
| | Montego | w/ 3.875" O.D. Yoke | A | 2 | 5-1204X* | 5-7438X | 15-1204X |
| 1975-1976 | Montego | 5.8L | A | 1 | 5-153X* | 5-1310-1X* 5-1310X** | 15-153X |
| | Montego | 6.6L; 7.5L | A | 1 | 5-213X* | 5-1330-1X* 5-1330X** | 15-213X |
| | Montego | 5.8L; 6.6L | A | 2 | | 5-7439X | |
| | Montego | 7.5L | A | 2 | 5-1204X* | 5-7438X | 15-1204X |
| 1950-1954 | Monterey | | A | 1 | 5-3242X | | |

* GREASEABLE ** NON-GREASEABLE



Mercury (Cont'd)

| Year | Model | Description | Fig. | Location | Spicer Part # | SPL Part # | SVL Part # |
|-----------|----------|-------------------------|------|----------|---------------|-------------------------|------------|
| 1950-1954 | Monterey | | A | 2 | 5-2031X | | |
| 1955-1959 | Monterey | | A | 1,2 | 5-153X* | 5-1310-1X* 5-1310X** | 15-153X |
| 1960 | Monterey | | A | 1 | 5-153X* | 5-1310-1X* 5-1310X** | 15-153X |
| | Monterey | 5.1L | A | 2 | 5-153X* | 5-1310-1X* 5-1310X** | 15-153X |
| | Monterey | 6.3L; 7.0L | A | 2 | 5-134X* | | 15-134X |
| 1961-1962 | Monterey | | A | 1 | 5-1200X | | |
| | Monterey | | A | 2 | | 5-7439X | |
| 1963 | Monterey | 6.4L; 7.0L; From 6/3/63 | A | 1 | 5-1203X* | | |
| | Monterey | 6.4L; 7.0L; To 6/3/63 | A | 1 | 5-1200X | | |
| | Monterey | 6.4L; 7.0L; From 6/3/63 | A | 2 | 5-1204X* | 5-7438X | 15-1204X |
| 1965 | Monterey | 6.4L; 7.0L; To 6/3/63 | A | 2 | | 5-7439X | |
| | Monterey | w/ 3.500" O.D. Yoke | A | 1 | 5-153X* | 5-1310-1X* 5-1310X** | 15-153X |
| | Monterey | w/ 3.875" O.D. Yoke | A | 1 | 5-213X* | 5-1330-1X* 5-1330X** | 15-213X |
| | Monterey | w/ 3.500" O.D. Yoke | A | 2 | | 5-7439X | |
| 1966-1974 | Monterey | w/ 3.875" O.D. Yoke | A | 2 | 5-1204X* | 5-7438X | 15-1204X |
| | Monterey | | A | 1 | 5-213X* | 5-1330-1X* 5-1330X** | 15-213X |
| 1978-1983 | Monterey | | A | 2 | 5-1204X* | 5-7438X | 15-1204X |
| | Zephyr | | A | 1,2 | 5-153X* | 5-1310-1X* 5-1310X** | 15-153X |

MG

| Year | Model | Description | Fig. | Location | Spicer Part # | SPL Part # | SVL Part # |
|-----------|----------|---------------------|------|----------|---------------|------------|------------|
| 1962-1967 | 1100 | From VIN #F M110572 | A | 1,2 | 5-101X | | |
| 1968-1969 | 1300 | From VIN #F M110572 | A | 1,2 | 5-101X | | |
| 1959-1968 | Magnette | From VIN #F M110572 | A | 1,2 | 5-101X | | |
| 1956-1962 | MGA | From VIN #F M110572 | A | 1,2 | 5-101X | | |
| 1962-1980 | MGB | From VIN #F M110572 | A | 1,2 | 5-101X | | |
| 1968-1969 | MGC | From VIN #F M110572 | A | 1,2 | 5-101X | | |
| 1962-1979 | Midget | From VIN #F M110572 | A | 1,2 | 5-101X | | |
| 1945-1949 | TC | From VIN #F M110572 | A | 1,2 | 5-101X | | |
| 1949-1953 | TD | From VIN #F M110572 | A | 1,2 | 5-101X | | |
| 1951-1953 | TDC | From VIN #F M110572 | A | 1,2 | 5-101X | | |
| 1954-1955 | TF | From VIN #F M110572 | A | 1,2 | 5-101X | | |
| 1947-1950 | YA | From VIN #F M110572 | A | 1,2 | 5-101X | | |
| 1951-1953 | YB | From VIN #F M110572 | A | 1,2 | 5-101X | | |
| 1947-1950 | YT | From VIN #F M110572 | A | 1,2 | 5-101X | | |
| 1954-1956 | ZA | From VIN #F M110572 | A | 1,2 | 5-101X | | |
| 1957-1958 | ZB | From VIN #F M110572 | A | 1,2 | 5-101X | | |

Mitsubishi

| Year | Model | Description | Fig. | Location | Spicer Part # | SPL Part # | SVL Part # |
|-----------|---------|-------------|------|----------|---------------|------------|------------|
| 1983-1989 | Starion | | A | 1,2 | 5-3217X | | |

* GREASEABLE ** NON-GREASEABLE

Morris

| Year | Model | Description | Fig. | Location | Spicer Part # | SPL Part # | SVL Part # |
|-----------|--------|-------------|------|----------|---------------|------------|------------|
| 1956-1971 | Minor | | A | 1,2 | 5-101X | | |
| 1959-1971 | Oxford | | A | 1,2 | 5-101X | | |

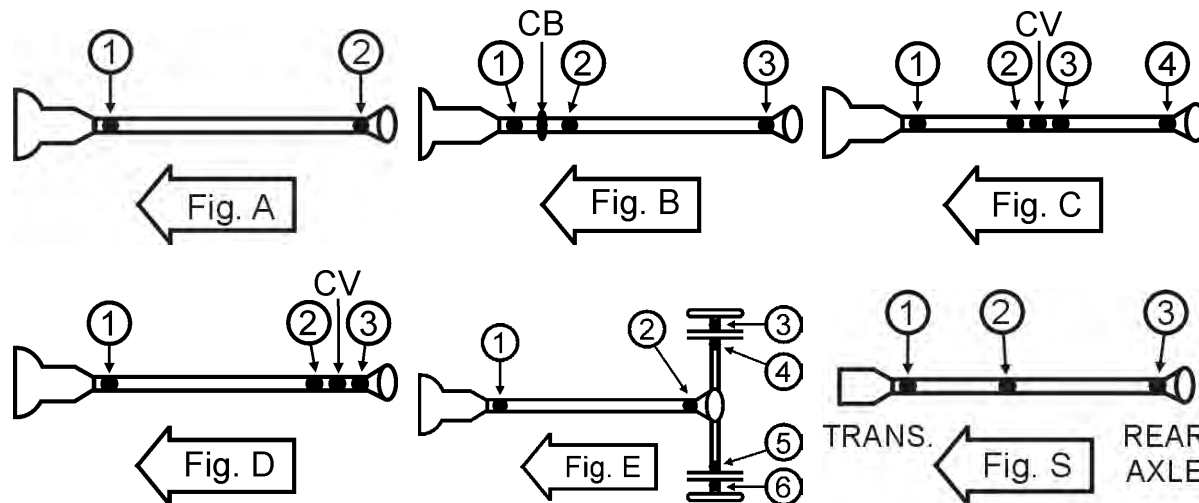
Nissan

| Year | Model | Description | Fig. | Location | Spicer Part # | SPL Part # | SVL Part # |
|-------------------|--------|----------------------------------|------|----------|---------------|------------|------------|
| 1966-1971 | 1000 | Standard Bed; 1 Piece Driveshaft | A | 1,2 | 5-1501X | | |
| | 1000 | Standard Bed; 2 Piece Driveshaft | B | 1,2,3 | 5-1501X | | |
| 1971-1973 | 1200 | Standard Bed; 1 Piece Driveshaft | A | 1,2 | 5-1501X | | |
| | 1200 | Standard Bed; 2 Piece Driveshaft | B | 1,2,3 | 5-1501X | | |
| 1972-1973 | 1300 | Standard Bed; 1 Piece Driveshaft | A | 1,2 | 5-1501X | | |
| | 1300 | Standard Bed; 2 Piece Driveshaft | B | 1,2,3 | 5-1501X | | |
| 1966-1970 | 1600 | Standard Bed; 1 Piece Driveshaft | A | 1,2 | 5-1501X | | |
| | 1600 | Standard Bed; 2 Piece Driveshaft | B | 1,2,3 | 5-1501X | | |
| 1967-1970 | 2000 | Standard Bed; 1 Piece Driveshaft | A | 1,2 | 5-1501X | | |
| | 2000 | Standard Bed; 2 Piece Driveshaft | B | 1,2,3 | 5-1501X | | |
| 1970-1973 | 240Z | | E | 1,2 | 5-1501X | | |
| | 240Z | | E | 3,4,5,6 | 5-1505X | | |
| 1974-1975 | 260Z | | E | 1,2 | 5-1501X | | |
| | 260Z | | E | 3,4,5,6 | 5-1505X | | |
| 1975-1978 | 280Z | | E | 1,2 | 5-1501X | | |
| | 280Z | | E | 3,4,5,6 | 5-1505X | | |
| 1966-1967 | 411 | Standard Bed; 1 Piece Driveshaft | A | 1,2 | 5-1501X | | |
| | 411 | Standard Bed; 2 Piece Driveshaft | B | 1,2,3 | 5-1501X | | |
| 1978-1979 | 510 | | A | 1,2 | 5-1501X | | |
| 1973-1974 | 610 | Standard Bed; 1 Piece Driveshaft | A | 1,2 | 5-1501X | | |
| | 610 | Standard Bed; 2 Piece Driveshaft | B | 1,2,3 | 5-1501X | | |
| 1975-1976 1974 | 610 | | A | 1,2 | 5-1501X | | |
| | 710 | 1 Piece Driveshaft | A | 1,2 | 5-1501X | | |
| 1975-1977 | 710 | 2 Piece Driveshaft | B | 1,2,3 | 5-1501X | | |
| | 710 | | A | 1,2 | 5-1501X | | |
| 1977-1978 | 810 | Sedan | E | 3,4,5,6 | 5-1505X | | |
| 1979-1980 | 810 | Hardtop; Sedan | E | 3,4,5,6 | 5-1505X | | |
| 1970-1973 | B110 | | A | 1,2 | 5-1500X | | |
| 1984 | Maxima | | E | 3,4,5,6 | 5-1505X | | |

Oldsmobile

| Year | Model | Description | Fig. | Location | Spicer Part # | SPL Part # | SVL Part # |
|-----------|-------|-----------------------|------|----------|---------------|-------------------------|------------|
| 1950 | 88 | | A | 1 | 5-3242X | | |
| | 88 | | A | 2 | 5-2031X | | |
| 1954-1956 | 88 | Auto Trans | A | 1 | 5-3147X* | 5-795X** | 15-3147X |
| | 88 | Standard Trans | A | 1 | 5-3242X | | |
| | 88 | Auto Trans | A | 2 | 5-3264X | | |
| 1957 | 88 | w/ Outside Snap Rings | S | 1 | 5-3022-1X | | |
| | 88 | w/ Inside Snap Rings | S | 1,2,3 | 5-3147X* | 5-795X** | 15-3147X |
| | 88 | w/ Outside Snap Rings | S | 2 | 5-153X* | 5-1310-1X* 5-1310X** | 15-153X |
| | 88 | w/ Outside Snap Rings | S | 3 | 5-3022-1X | | |
| 1950 | 98 | | A | 2 | 5-2031X | | |
| 1950-1953 | 98 | | A | 1 | 5-3242X | | |
| 1954-1956 | 98 | Auto Trans | A | 1 | 5-3147X* | 5-795X** | 15-3147X |
| | 98 | Standard Trans | A | 1 | 5-3242X | | |
| | 98 | Auto Trans | A | 2 | 5-3264X | | |
| 1957-1958 | 98 | w/ Outside Snap Rings | S | 1 | 5-3022-1X | | |
| | 98 | w/ Outside Snap Rings | S | 2 | 5-153X* | 5-1310-1X* 5-1310X** | 15-153X |
| 1957-1960 | 98 | w/ Inside Snap Rings | S | 1,2,3 | 5-3147X* | 5-795X** | 15-3147X |
| | 98 | w/ Outside Snap Rings | S | 3 | 5-3022-1X | | |

* GREASEABLE ** NON-GREASEABLE



PASSENGER

Oldsmobile (Cont'd)

| Year | Model | Description | Fig. | Location | Spicer Part # | SPL Part # | SVL Part # |
|-----------|-----------------|-----------------------|------|----------|---------------|-------------------------|------------|
| 1959-1960 | 98 | w/ Outside Snap Rings | S | 1,2 | 5-153X* | 5-1310-1X* 5-1310X** | 15-153X |
| 1961-1963 | 98 | w/ Outside Snap Rings | A | 1 | 5-153X* | 5-1310-1X* 5-1310X** | 15-153X |
| | | w/ Outside Snap Rings | A | 2 | 5-3022-1X | | |
| 1964-1965 | 98 | | A | 1,2 | 5-3147X* | 5-795X** | 15-3147X |
| 1968-1970 | 98 | | A | 1 | 5-213X* | 5-1330-1X* 5-1330X** | 15-213X |
| | | | A | 2 | 5-212X* | 5-793X** | |
| 1971-1981 | 98 | 1 Piece Driveshaft | A | 1,2 | 5-3147X* | 5-795X** | 15-3147X |
| | | 2 Piece Driveshaft | D | 1,2,3 | 5-3147X* | 5-795X** | 15-3147X |
| 1973-1978 | 98 | Exc. Wagon | D | CV | 211009X | | |
| 1979 | 98 | 2 Piece Driveshaft | D | CV | 211009X | | |
| 1982-1984 | 98 | w/ Inside Snap Rings | A | 1,2 | 5-3147X* | 5-795X** | 15-3147X |
| | | w/ Outside Snap Rings | A | 1,2 | 5-178X* | 5-1350-1X* 5-1350X** | 15-178X |
| 1982-1985 | Custom Cruiser | w/ Inside Snap Rings | A | 1,2 | 5-3147X* | 5-795X** | 15-3147X |
| | Custom Cruiser | w/ Outside Snap Rings | A | 1,2 | 5-178X* | 5-1350-1X* 5-1350X** | 15-178X |
| 1986-1992 | Custom Cruiser | | A | 1,2 | 5-3147X* | 5-795X** | 15-3147X |
| 1961-1963 | Cutlass | | C | 1 | 5-3242X | | |
| | Cutlass | | C | 2,3 | 5-3263X | | |
| | Cutlass | | C | 4 | 5-3242X | | |
| 1964-1965 | Cutlass | | A | 1,2 | 5-3147X* | 5-795X** | 15-3147X |
| 1966-1967 | Cutlass | w/ Outside Snap Rings | A | 1,2 | 5-178X* | 5-1350-1X* 5-1350X** | 15-178X |
| 1966-1981 | Cutlass | w/ Inside Snap Rings | A | 1,2 | 5-3147X* | 5-795X** | 15-3147X |
| 1978 | Cutlass Calais | | A | 1,2 | 5-3147X* | 5-795X** | 15-3147X |
| 1980-1981 | Cutlass Cruiser | | A | 1,2 | 5-3147X* | 5-795X** | 15-3147X |
| 1982-1983 | Cutlass Cruiser | w/ Inside Snap Rings | A | 1,2 | 5-3147X* | 5-795X** | 15-3147X |
| | Cutlass Cruiser | w/ Outside Snap Rings | A | 1,2 | 5-178X* | 5-1350-1X* 5-1350X** | 15-178X |
| 1975-1980 | Cutlass Salon | | A | 1,2 | 5-3147X* | 5-795X** | 15-3147X |
| 1982-1984 | Cutlass Supreme | w/ Inside Snap Rings | A | 1,2 | 5-3147X* | 5-795X** | 15-3147X |
| | Cutlass Supreme | w/ Outside Snap Rings | A | 1,2 | 5-178X* | 5-1350-1X* 5-1350X** | 15-178X |
| 1985-1988 | Cutlass Supreme | | A | 1,2 | 5-3147X* | 5-795X** | 15-3147X |
| 1976 | Cutlass Tiara | | A | 1,2 | 5-3147X* | 5-795X** | 15-3147X |
| 1968-1970 | Delta 88 | 7.5L | A | 1 | 5-213X* | 5-1330-1X* 5-1330X** | 15-213X |

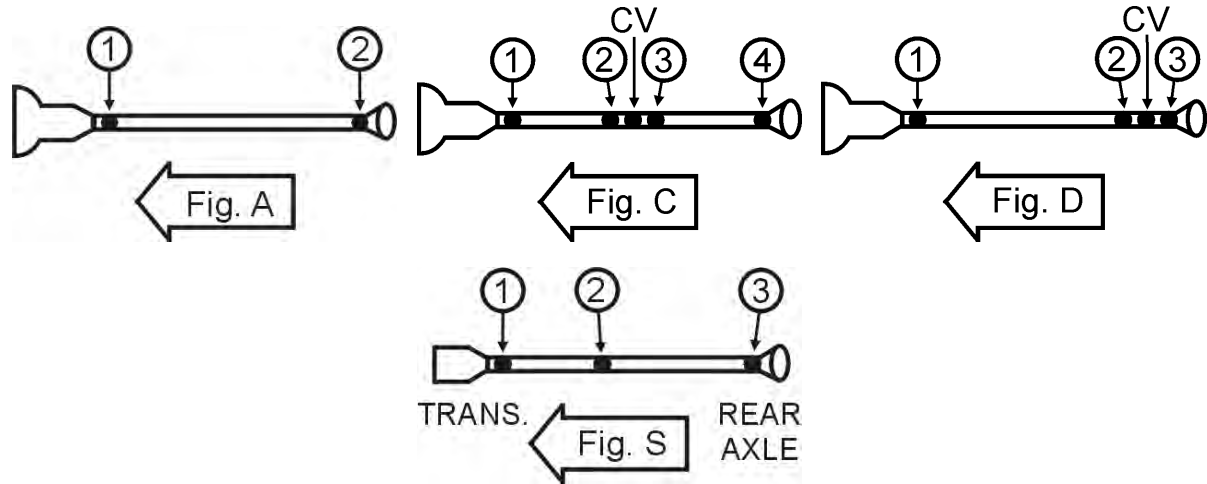
* GREASEABLE ** NON-GREASEABLE

Oldsmobile (Cont'd)

PASSENGER

| Year | Model | Description | Fig. | Location | Spicer Part # | SPL Part # | SVL Part # |
|-----------|---------------|---|----------------------------|----------|---------------|-------------------------|------------|
| 1968-1970 | Delta 88 | 5.7L | A | 1,2 | 5-3147X* | 5-795X** | 15-3147X |
| | Delta 88 | 7.5L | A | 2 | 5-212X* | 5-793X** | |
| 1971-1979 | Delta 88 | 1 Piece Driveshaft | A | 1,2 | 5-3147X* | 5-795X** | 15-3147X |
| | Delta 88 | 2 Piece Driveshaft | D | 1,2,3 | 5-3147X* | 5-795X** | 15-3147X |
| 1973-1978 | Delta 88 | Royale | D | CV | 211009X | | |
| | 1979 | Delta 88 | Royale; 2 Piece Driveshaft | D | CV | 211009X | |
| 1980-1981 | Delta 88 | | A | 1,2 | 5-3147X* | 5-795X** | 15-3147X |
| 1982-1985 | Delta 88 | w/ Inside Snap Rings | A | 1,2 | 5-3147X* | 5-795X** | 15-3147X |
| | Delta 88 | w/ Outside Snap Rings | A | 1,2 | 5-178X* | 5-1350-1X* 5-1350X** | 15-178X |
| 1951-1953 | Deluxe 88 | | A | 1 | 5-3242X | | |
| | Deluxe 88 | | A | 2 | 5-3264X | | |
| 1961-1963 | F85 | | C | 1 | 5-3242X | | |
| | F85 | | C | 2,3 | 5-3263X | | |
| | F85 | | C | 4 | 5-3242X | | |
| 1966-1967 | F85 | w/ Inside Snap Rings | A | 1,2 | 5-3147X* | 5-795X** | 15-3147X |
| | F85 | w/ Outside Snap Rings | A | 1,2 | 5-178X* | 5-1350-1X* 5-1350X** | 15-178X |
| 1970 | F85 | 7.5L | A | 1 | 5-213X* | 5-1330-1X* 5-1330X** | 15-213X |
| | F85 | 4.1L; 5.7L | A | 1,2 | 5-3147X* | 5-795X** | 15-3147X |
| | F85 | 7.5L | A | 2 | 5-212X* | 5-793X** | |
| 1971-1972 | F85 | | A | 1,2 | 5-3147X* | 5-795X** | 15-3147X |
| 1953 | Fiesta | | A | 1 | 5-3242X | | |
| 1957-1958 | Fiesta | w/ Outside Snap Rings | S | 1 | 5-3022-1X | | |
| | Fiesta | w/ Outside Snap Rings | S | 2 | 5-153X* | 5-1310-1X* 5-1310X** | 15-153X |
| 1957-1960 | Fiesta | w/ Inside Snap Rings | S | 1,2,3 | 5-3147X* | 5-795X** | 15-3147X |
| | Fiesta | w/ Outside Snap Rings | S | 3 | 5-3022-1X | | |
| 1959-1960 | Fiesta | w/ Outside Snap Rings | S | 1,2 | 5-153X* | 5-1310-1X* 5-1310X** | 15-153X |
| 1961-1963 | Fiesta | w/ Outside Snap Rings | A | 1 | 5-153X* | 5-1310-1X* 5-1310X** | 15-153X |
| | Fiesta | w/ Inside Snap Rings | A | 1,2 | 5-3147X* | 5-795X** | 15-3147X |
| | Fiesta | w/ Outside Snap Rings | A | 2 | 5-3022-1X | | |
| 1964 | Fiesta | | A | 1,2 | 5-3147X* | 5-795X** | 15-3147X |
| 1962-1963 | Jetfire | | C | 1 | 5-3242X | | |
| | Jetfire | | C | 2,3 | 5-3263X | | |
| | Jetfire | | C | 4 | 5-3242X | | |
| 1973-1979 | Omega | | A | 1,2 | 5-153X* | 5-1310-1X* 5-1310X** | 15-153X |
| 1946-1949 | Series 98 | 1 Piece Driveshaft; w/ Inside Lock Ring | A | 1 | 5-3242X | | |
| 1957 | Starfire | w/ Outside Snap Rings | S | 1 | 5-3022-1X | | |
| | Starfire | w/ Inside Snap Rings | S | 1,2,3 | 5-3147X* | 5-795X** | 15-3147X |
| | Starfire | w/ Outside Snap Rings | S | 2 | 5-153X* | 5-1310-1X* 5-1310X** | 15-153X |
| | Starfire | w/ Outside Snap Rings | S | 3 | 5-3022-1X | | |
| 1961-1963 | Starfire | w/ Outside Snap Rings | A | 1 | 5-153X* | 5-1310-1X* 5-1310X** | 15-153X |
| | Starfire | w/ Outside Snap Rings | A | 2 | 5-3022-1X | | |
| 1964-1965 | Starfire | | A | 1,2 | 5-3147X* | 5-795X** | 15-3147X |
| 1966 | Starfire | w/ Inside Snap Rings | A | 1,2 | 5-3147X* | 5-795X** | 15-3147X |
| | Starfire | w/ Outside Snap Rings | A | 1,2 | 5-178X* | 5-1350-1X* 5-1350X** | 15-178X |
| 1975-1980 | Starfire | | A | 1,2 | 5-153X* | 5-1310-1X* 5-1310X** | 15-153X |
| 1966-1967 | Vista Cruiser | w/ Inside Snap Rings | A | 1,2 | 5-3147X* | 5-795X** | 15-3147X |
| | Vista Cruiser | w/ Outside Snap Rings | A | 1,2 | 5-178X* | 5-1350-1X* 5-1350X** | 15-178X |
| 1970 | Vista Cruiser | 7.5L | A | 1 | 5-213X* | 5-1330-1X* 5-1330X** | 15-213X |

* GREASEABLE ** NON-GREASEABLE



PASSENGER

Oldsmobile (Cont'd)

| Year | Model | Description | Fig. | Location | Spicer Part # | SPL Part # | SVL Part # |
|-----------|---------------|-------------|------|----------|---------------|------------|------------|
| 1970 | Vista Cruiser | 5.7L | A | 1,2 | 5-3147X* | 5-795X** | 15-3147X |
| | Vista Cruiser | 7.5L | A | 2 | 5-212X* | 5-793X** | |
| 1971-1975 | Vista Cruiser | | A | 1,2 | 5-3147X* | 5-795X** | 15-3147X |

Opel

| Year | Model | Description | Fig. | Location | Spicer Part # | SPL Part # | SVL Part # |
|-----------|---------|-------------|------|----------|---------------|------------|------------|
| 1954-1962 | Caravan | | A | 1,2 | 5-105X | | |
| 1968-1972 | Opel | | A | 1,2 | 5-105X | | |

Plymouth

| Year | Model | Description | Fig. | Location | Spicer Part # | SPL Part # | SVL Part # |
|-----------|-----------|------------------------------------|------|----------|---------------|-------------------------|------------|
| 1976-1978 | Arrow | | A | 1,2 | 5-1503X | | |
| 1979-1980 | Arrow | 1.6L | A | 1,2 | 5-1503X | | |
| | Arrow | 2.6L | A | 1,2 | 5-3217X | | |
| 1964 | Barracuda | | A | 2 | 5-3228X | 5-789X | |
| 1965 | Barracuda | 3.7L; 4.5L | A | 1,2 | 5-3228X | 5-789X | |
| 1966 | Barracuda | 3.7L; 4.5L; 5.2L | A | 1,2 | 5-3228X | 5-789X | |
| 1967 | Barracuda | | A | 1,2 | 5-3228X | 5-789X | |
| 1968-1974 | Barracuda | w/ 2.125" Snap Ring | A | 1,2 | 5-3228X | 5-789X | |
| | Barracuda | w/ 2.625" Snap Ring | A | 1,2 | 5-1309X | 5-811X | |
| 1958-1964 | Belvedere | | A | 2 | 5-3228X | 5-789X | |
| 1965 | Belvedere | | A | 1,2 | 5-3228X | 5-789X | |
| 1966-1967 | Belvedere | 3.7L; 4.5L; 5.2L; 6.3L | A | 1,2 | 5-3228X | 5-789X | |
| | Belvedere | 7.0L; 7.2L; w/ Inside Snap Rings | A | 1,2 | 5-1309X | 5-811X | |
| | Belvedere | 7.0L; 7.2L; w/ Outside Snap Rings | A | 1,2 | 5-213X* | 5-1330-1X* 5-1330X** | 15-213X |
| 1968-1971 | Belvedere | w/ 2.125" Snap Ring | A | 1,2 | 5-3228X | 5-789X | |
| | Belvedere | w/ 2.625" Snap Ring | A | 1,2 | 5-1309X | 5-811X | |
| 1984-1986 | Conquest | | A | 1,2 | 5-3217X | | |
| 1971-1974 | Cricket | | A | 1,2 | 5-101X | | |
| 1970-1976 | Duster | | A | 1,2 | 5-3228X | 5-789X | |
| 1958-1964 | Fury | | A | 2 | 5-3228X | 5-789X | |
| 1965 | Fury | 5.2L; 5.9L; 6.3L; 7.0L; Auto Trans | A | 1 | 5-3228X | 5-789X | |
| | Fury | 5.2L; 5.9L; 6.3L; 7.0L | A | 2 | 5-3228X | 5-789X | |
| 1966 | Fury | 3.7L; 5.2L; 6.3L | A | 1,2 | 5-3228X | 5-789X | |
| | Fury | 7.0L; 7.2L; w/ Inside Snap Rings | A | 1,2 | 5-1309X | 5-811X | |
| | Fury | 7.0L; 7.2L; w/ Outside Snap Rings | A | 1,2 | 5-213X* | 5-1330-1X* 5-1330X** | 15-213X |
| 1967 | Fury | 3.7L; 5.2L | A | 1,2 | 5-3228X | 5-789X | |

* GREASEABLE ** NON-GREASEABLE

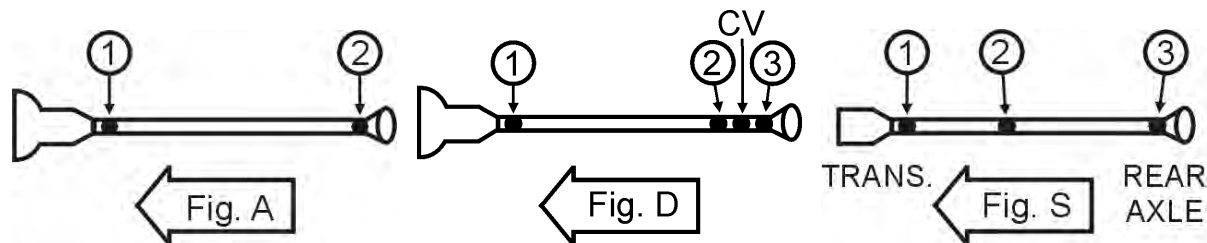
Plymouth (Cont'd)

| Year | Model | Description | Fig. | Location | Spicer Part # | SPL Part # | SVL Part # |
|-----------|------------|-----------------------------------|------|----------|---------------|-------------------------|------------|
| 1967 | Fury | 7.2L; w/ Inside Snap Rings | A | 1,2 | 5-1309X | 5-811X | |
| | Fury | 7.2L; w/ Outside Snap Rings | A | 1,2 | 5-213X* | 5-1330-1X* 5-1330X** | 15-213X |
| 1968-1978 | Fury | w/ 2.125" Snap Ring | A | 1,2 | 5-3228X | 5-789X | |
| | Fury | w/ 2.625" Snap Ring | A | 1,2 | 5-1309X | 5-811X | |
| 1968-1974 | Fury I | w/ 2.125" Snap Ring | A | 1,2 | 5-3228X | 5-789X | |
| | Fury I | w/ 2.625" Snap Ring | A | 1,2 | 5-1309X | 5-811X | |
| 1968-1974 | Fury II | w/ 2.125" Snap Ring | A | 1,2 | 5-3228X | 5-789X | |
| | Fury II | w/ 2.625" Snap Ring | A | 1,2 | 5-1309X | 5-811X | |
| 1968-1974 | Fury III | w/ 2.125" Snap Ring | A | 1,2 | 5-3228X | 5-789X | |
| | Fury III | w/ 2.625" Snap Ring | A | 1,2 | 5-1309X | 5-811X | |
| 1972-1977 | Gran Fury | w/ 2.125" Snap Ring | A | 1,2 | 5-3228X | 5-789X | |
| | Gran Fury | w/ 2.625" Snap Ring | A | 1,2 | 5-1309X | 5-811X | |
| 1980-1989 | Gran Fury | | A | 1,2 | 5-3228X | 5-789X | |
| 1967 | GTX | w/ Inside Snap Rings | A | 1,2 | 5-1309X | 5-811X | |
| | GTX | w/ Outside Snap Rings | A | 1,2 | 5-213X* | 5-1330-1X* 5-1330X** | 15-213X |
| 1968-1971 | GTX | w/ 2.125" Snap Ring | A | 1,2 | 5-3228X | 5-789X | |
| | GTX | w/ 2.625" Snap Ring | A | 1,2 | 5-1309X | 5-811X | |
| 1968-1975 | Roadrunner | w/ 2.125" Snap Ring | A | 1,2 | 5-3228X | 5-789X | |
| | Roadrunner | w/ 2.625" Snap Ring | A | 1,2 | 5-1309X | 5-811X | |
| 1978-1980 | Sapporo | | A | 1,2 | 5-3217X | | |
| 1981-1983 | Sapporo | Auto Trans | S | 1,2,3 | 5-1503X | | |
| | Sapporo | Standard Trans | S | 1,2,3 | 5-3217X | | |
| 1965 | Satellite | | A | 1,2 | 5-3228X | 5-789X | |
| 1966-1967 | Satellite | 3.7L; 4.5L; 5.2L; 6.3L | A | 1,2 | 5-3228X | 5-789X | |
| | Satellite | 7.0L; 7.2L | A | 1,2 | | | 15-213X |
| | Satellite | 7.0L; 7.2L; w/ Inside Snap Rings | A | 1,2 | 5-1309X | 5-811X | |
| | Satellite | 7.0L; 7.2L; w/ Outside Snap Rings | A | 1,2 | 5-213X* | 5-1330-1X* 5-1330X** | |
| 1968-1974 | Satellite | w/ 2.125" Snap Ring | A | 1,2 | 5-3228X | 5-789X | |
| | Satellite | w/ 2.625" Snap Ring | A | 1,2 | 5-1309X | 5-811X | |
| 1958-1961 | Suburban | | A | 2 | 5-3228X | 5-789X | |
| 1960-1965 | Valiant | | A | 2 | 5-3228X | 5-789X | |
| 1966-1969 | Valiant | w/ 2.125" Snap Ring | A | 1,2 | 5-3228X | 5-789X | |
| | Valiant | w/ 2.625" Snap Ring | A | 1,2 | 5-1309X | 5-811X | |
| 1970-1976 | Valiant | | A | 1,2 | 5-3228X | 5-789X | |
| 1976-1980 | Volare | | A | 1,2 | 5-3228X | 5-789X | |

Pontiac

| Year | Model | Description | Fig. | Location | Spicer Part # | SPL Part # | SVL Part # |
|-----------|------------|---|------|----------|---------------|-------------------------|------------|
| 1976-1987 | Acadian | | A | 1,2 | 5-3254X | | |
| 1975-1977 | Astre | | A | 1,2 | 5-153X* | 5-1310-1X* 5-1310X** | 15-153X |
| 1957-1970 | Bonneville | | A | 1,2 | 5-3147X* | 5-795X** | 15-3147X |
| 1971-1981 | Bonneville | 2 Piece Driveshaft | D | 1,2,3 | 5-3147X* | 5-795X** | 15-3147X |
| 1973-1978 | Bonneville | Exc. Wagon | D | CV | 211009X | | |
| 1977-1978 | Bonneville | 1 Piece Driveshaft | A | 1,2 | 5-3147X* | 5-795X** | 15-3147X |
| 1979 | Bonneville | 2 Piece Driveshaft | D | CV | 211009X | | |
| 1979-1981 | Bonneville | 1 Piece Driveshaft; w/ Inside Snap Rings | A | 1,2 | 5-3147X* | 5-795X** | 15-3147X |
| | Bonneville | 1 Piece Driveshaft; w/ Outside Snap Rings | A | 1,2 | 5-178X* | 5-1350-1X* 5-1350X** | 15-178X |
| 1982-1986 | Bonneville | w/ Inside Snap Rings | A | 1,2 | 5-3147X* | 5-795X** | 15-3147X |
| | Bonneville | w/ Outside Snap Rings | A | 1,2 | 5-178X* | 5-1350-1X* 5-1350X** | 15-178X |
| 1953 | Catalina | Exc. Powerglide | A | 1 | 5-3242X | | |
| | Catalina | Powerglide | A | 1,2 | 5-153X* | 5-1310-1X* 5-1310X** | 15-153X |
| | Catalina | Exc. Powerglide | A | 2 | 5-2031X | | |

* GREASEABLE ** NON-GREASEABLE



Pontiac (Cont'd)

| Year | Model | Description | Fig. | Location | Spicer Part # | SPL Part # | SVL Part # |
|-----------|--------------|---|------|----------|---------------|-------------------------|------------|
| 1954-1955 | Catalina | | A | 1 | 5-3242X | | |
| | Catalina | | A | 2 | 5-2031X | | |
| 1956-1970 | Catalina | | A | 1,2 | 5-3147X* | 5-795X** | 15-3147X |
| 1971-1979 | Catalina | 1 Piece Driveshaft | A | 1,2 | 5-3147X* | 5-795X** | 15-3147X |
| 1971-1981 | Catalina | 2 Piece Driveshaft | D | 1,2,3 | 5-3147X* | 5-795X** | 15-3147X |
| 1973-1978 | Catalina | Exc. Wagon | D | CV | 211009X | | |
| 1979 | Catalina | 2 Piece Driveshaft | D | CV | 211009X | | |
| 1980-1981 | Catalina | 1 Piece Driveshaft; w/ Inside Snap Rings | A | 1,2 | 5-3147X* | 5-795X** | 15-3147X |
| | Catalina | 1 Piece Driveshaft; w/ Outside Snap Rings | A | 1,2 | 5-178X* | 5-1350-1X* 5-1350X** | 15-178X |
| 1953 | Chieftain | Exc. Powerglide | A | 1 | 5-3242X | | |
| | Chieftain | Powerglide | A | 1,2 | 5-153X* | 5-1310-1X* 5-1310X** | 15-153X |
| | Chieftain | Exc. Powerglide | A | 2 | 5-2031X | | |
| 1954-1955 | Chieftain | | A | 1 | 5-3242X | | |
| | Chieftain | | A | 2 | 5-2031X | | |
| 1956-1957 | Chieftain | | A | 1,2 | 5-3147X* | 5-795X** | 15-3147X |
| 1958 | Chieftain | | S | 1,2,3 | 5-3147X* | 5-795X** | 15-3147X |
| 1967-1970 | Executive | | A | 1,2 | 5-3147X* | 5-795X** | 15-3147X |
| 1967-1968 | Firebird | Hydromatic | A | 1 | 5-3147X* | 5-795X** | 15-3147X |
| | Firebird | Exc. Hydromatic | A | 1,2 | 5-153X* | 5-1310-1X* 5-1310X** | 15-153X |
| | Firebird | Hydromatic | A | 2 | 5-212X* | 5-793X** | |
| 1969-1974 | Firebird | | A | 1,2 | 5-153X* | 5-1310-1X* 5-1310X** | 15-153X |
| 1975-1984 | Firebird | w/ Inside Snap Rings | A | 1,2 | 5-3147X* | 5-795X** | 15-3147X |
| | Firebird | w/ Outside Snap Rings | A | 1,2 | 5-178X* | 5-1350-1X* 5-1350X** | 15-178X |
| 1985-1987 | Firebird | | A | 1,2 | 5-3147X* | 5-795X** | 15-3147X |
| 1988-1992 | Firebird | w/ Aluminum Shaft | A | 1 | | 5-3613X | |
| | Firebird | w/ Steel Shaft | A | 1,2 | 5-3147X* | 5-795X** | 15-3147X |
| 1993-1994 | Firebird | 3.4L; 2 Piece Driveshaft | S | 1,3 | 5-3147X* | 5-795X** | 15-3147X |
| 1993-1999 | Firebird | 5.7L; 1 Piece Driveshaft | A | 1,2 | 5-3147X* | 5-795X** | 15-3147X |
| 1995 | Firebird | 3.4L; 3.8L; 2 Piece Driveshaft | S | 1,3 | 5-3147X* | 5-795X** | 15-3147X |
| 1996-1999 | Firebird | 3.8L; 2 Piece Driveshaft | S | 1,3 | 5-3147X* | 5-795X** | 15-3147X |
| 2000-2002 | Firebird | 1 Piece Driveshaft | A | 1,2 | 5-3147X* | 5-795X** | 15-3147X |
| 1978-1980 | Grand Am | | A | 1,2 | 5-3147X* | 5-795X** | 15-3147X |
| 1975-1982 | Grand LeMans | | A | 1,2 | 5-3147X* | 5-795X** | 15-3147X |
| 1962-1984 | Grand Prix | | A | 1,2 | 5-3147X* | 5-795X** | 15-3147X |
| 1985-1987 | Grand Prix | w/ Inside Snap Rings | A | 1,2 | 5-3147X* | 5-795X** | 15-3147X |
| | Grand Prix | w/ Outside Snap Rings | A | 1,2 | 5-178X* | 5-1350-1X* 5-1350X** | 15-178X |
| 1971-1975 | Grandville | 1 Piece Driveshaft | A | 1,2 | 5-3147X* | 5-795X** | 15-3147X |
| | Grandville | 2 Piece Driveshaft | D | 1,2,3 | 5-3147X* | 5-795X** | 15-3147X |
| 1973-1975 | Grandville | Exc. Wagon | D | CV | 211009X | | |
| 1964-1973 | GTO | | A | 1,2 | 5-3147X* | 5-795X** | 15-3147X |
| 1963-1981 | LeMans | | A | 1,2 | 5-3147X* | 5-795X** | 15-3147X |
| 1987-1989 | Safari | | A | 1,2 | 5-3147X* | 5-795X** | 15-3147X |
| 1954-1955 | Star Chief | | A | 1 | 5-3242X | | |
| | Star Chief | | A | 2 | 5-2031X | | |

* GREASEABLE ** NON-GREASEABLE

PASSENGER

Pontiac (Cont'd)

| Year | Model | Description | Fig. | Location | Spicer Part # | SPL Part # | SVL Part # |
|-----------|-------------|-------------|------|----------|---------------|-------------------------|------------|
| 1958-1960 | Star Chief | | S | 1,2,3 | 5-3147X* | 5-795X** | 15-3147X |
| 1961-1966 | Star Chief | | A | 1,2 | 5-3147X* | 5-795X** | 15-3147X |
| 1946-1951 | Streamliner | | A | 2 | 5-2031X | | |
| 1946-1952 | Streamliner | | A | 1 | 5-3242X | | |
| 1976-1980 | Sunbird | | A | 1,2 | 5-153X* | 5-1310-1X* 5-1310X** | 15-153X |
| 1961-1970 | Tempest | | A | 1,2 | 5-3147X* | 5-795X** | 15-3147X |
| 1946-1948 | Torpedo | | A | 1 | 5-3242X | | |
| | Torpedo | | A | 2 | 5-2031X | | |

Rolls Royce

| Year | Model | Description | Fig. | Location | Spicer Part # | SPL Part # | SVL Part # |
|-----------|------------------|-------------|------|----------|---------------|-------------------------|------------|
| 1975-1979 | Camargue | | A | 1,2 | 5-178X* | 5-1350-1X* 5-1350X** | 15-178X |
| 1971-1979 | Corniche | | A | 1,2 | 5-178X* | 5-1350-1X* 5-1350X** | 15-178X |
| 1959-1970 | Phantom | | A | 1,2 | 5-178X* | 5-1350-1X* 5-1350X** | 15-178X |
| 1955-1965 | Silver Cloud | | A | 1,2 | 5-178X* | 5-1350-1X* 5-1350X** | 15-178X |
| 1950-1954 | Silver Dawn | | A | 1,2 | 5-178X* | 5-1350-1X* 5-1350X** | 15-178X |
| 1966-1976 | Silver Shadow | | A | 1,2 | 5-178X* | 5-1350-1X* 5-1350X** | 15-178X |
| 1977-1979 | Silver Shadow II | | A | 1,2 | 5-178X* | 5-1350-1X* 5-1350X** | 15-178X |
| 1950-1958 | Silver Wraith | | A | 1,2 | 5-178X* | 5-1350-1X* 5-1350X** | 15-178X |
| 1977-1979 | Silver Wraith II | | A | 1,2 | 5-178X* | 5-1350-1X* 5-1350X** | 15-178X |

Rover

| Year | Model | Description | Fig. | Location | Spicer Part # | SPL Part # | SVL Part # |
|-----------|-------|-------------|------|----------|---------------|-------------------------|------------|
| 1969-1973 | 2000 | | E | 1,2 | 5-153X* | 5-1310-1X* 5-1310X** | 15-153X |
| 1970-1973 | 2000 | | E | 3,4,5,6 | 5-178X* | 5-1350-1X* 5-1350X** | 15-178X |
| 1969 | 3500S | | A | 1,2 | 5-153X* | 5-1310-1X* 5-1310X** | 15-153X |
| 1970-1974 | 3500S | | E | 1,2 | 5-153X* | 5-1310-1X* 5-1310X** | 15-153X |
| | 3500S | | E | 3,4,5,6 | 5-178X* | 5-1350-1X* 5-1350X** | 15-178X |

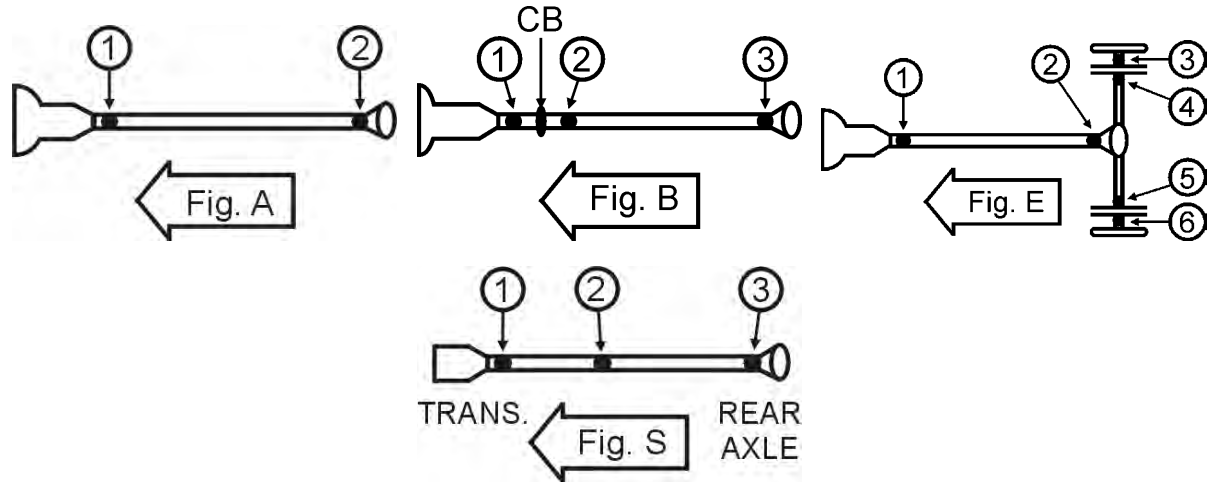
Simca

| Year | Model | Description | Fig. | Location | Spicer Part # | SPL Part # | SVL Part # |
|-----------|---------|-------------|------|----------|---------------|------------|------------|
| 1963-1968 | 1000 | | A | 1,2 | 5-101X | | |
| 1963-1968 | 1000S | | A | 1,2 | 5-101X | | |
| 1963-1968 | 5 | | A | 1,2 | 5-101X | | |
| 1959-1961 | Ariane | | A | 1,2 | 5-101X | | |
| 1957-1961 | Aronde | | A | 1,2 | 5-101X | | |
| 1957-1961 | Vedette | | A | 1,2 | 5-101X | | |

SRT

| Year | Model | Description | Fig. | Location | Spicer Part # | SPL Part # | SVL Part # |
|-----------|-------|-------------|------|----------|---------------|-------------------------|------------|
| 2013-2014 | Viper | | A | 1,2 | 5-178X* | 5-1350-1X* 5-1350X** | 15-178X |

* GREASEABLE ** NON-GREASEABLE



Subaru

| Year | Model | Description | Fig. | Location | Spicer Part # | SPL Part # | SVL Part # |
|-----------|--------|-------------------------|------|----------|---------------|------------|------------|
| 1975-1980 | DL | Wagon | A | 1,2 | 5-1501X | | |
| 1979-1980 | GL | Wagon | A | 1,2 | 5-1501X | | |
| 1999 | Legacy | Automatic; Exc. Outback | B | 1,2,3 | 5-443X | | |

Sunbeam

| Year | Model | Description | Fig. | Location | Spicer Part # | SPL Part # | SVL Part # |
|-----------|--------|-------------|------|----------|---------------|-------------------------|------------|
| 1964-1968 | Alpine | | A | 1,2 | 5-101X | | |
| 1966-1967 | Imp | | A | 1,2 | 5-101X | | |
| 1956-1970 | Rapier | | A | 1,2 | 5-101X | | |
| 1965-1967 | Tiger | | A | 1,2 | 5-153X* | 5-1310-1X* 5-1310X** | 15-153X |

Toyota

| Year | Model | Description | Fig. | Location | Spicer Part # | SPL Part # | SVL Part # |
|-----------|----------|-------------------------------|------|----------|---------------|------------|------------|
| 1971-1973 | Carina | 1 Piece Driveshaft | A | 1,2 | 5-3223X | | |
| | Carina | 2 Piece Driveshaft | S | 1,2,3 | 5-3223X | | |
| 1971-1982 | Celica | 1 Piece Driveshaft | A | 1,2 | 5-3223X | | |
| | Celica | 2 Piece Driveshaft | S | 1,2,3 | 5-3223X | | |
| 1969-1979 | Corolla | 1.2L | A | 1,2 | 5-1500X | | |
| 1971-1979 | Corolla | 1.6L | A | 1,2 | 5-3223X | | |
| 1980-1983 | Corolla | Sedan | S | 1,2,3 | 5-3223X | | |
| 1967-1982 | Corona | 1 Piece Driveshaft | A | 1,2 | 5-3223X | | |
| | Corona | 2 Piece Driveshaft | S | 1,2,3 | 5-3223X | | |
| 1978-1984 | Cressida | Wagon; 1 Piece Driveshaft | A | 1,2 | 5-3223X | | |
| | Cressida | Sedan; 2 Piece Driveshaft | S | 1,2,3 | 5-3223X | | |
| 1964-1965 | Crown | | A | 1,2 | 5-3223X | | |
| 1966-1967 | Crown | To 8/66 | A | 1,2 | 5-3223X | | |
| 1967 | Crown | From 9/66 | A | 1,2 | 5-1510X* | | |
| 1968-1970 | Crown | | A | 1,2 | 5-1510X* | | |
| 1971 | Crown | 1 Piece Driveshaft; To 1/71 | A | 1,2 | 5-1510X* | | |
| | Crown | 2 Piece Driveshaft; From 2/71 | S | 1,2,3 | 5-1510X* | | |
| 1972 | Crown | | S | 1,2,3 | 5-1510X* | | |
| 1972-1976 | Mark II | 1 Piece Driveshaft | A | 1,2 | 5-3223X | | |
| | Mark II | 2 Piece Driveshaft | S | 1,2,3 | 5-3223X | | |
| 1981-1984 | Starlet | | A | 1,2 | 5-1500X | | |
| 1986-1993 | Supra | | S | 1,2,3 | 5-1510X* | | |

* GREASEABLE ** NON-GREASEABLE

Triumph

| Year | Model | Description | Fig. | Location | Spicer Part # | SPL Part # | SVL Part # |
|-----------|----------|---------------------|------|-------------|---------------|------------|------------|
| 1967 | 2000 | | A | 1,2 | 5-101X | | |
| 1967-1973 | GT6 | | E | 1,2,3,4,5,6 | 5-101X | | |
| 1961-1970 | Herald | | E | 1,2,3,4,5,6 | 5-101X | | |
| 1963-1979 | Spitfire | | E | 1,2,3,4,5,6 | 5-101X | | |
| 1980 | Spitfire | From VIN #F M110572 | A | 1,2 | 5-101X | | |
| 1970-1973 | Stag | | A | 1,2 | 5-3214X | | |
| 1953-1956 | TR2 | | E | 1,2,3,4,5,6 | 5-3214X | | |
| 1967-1969 | TR250 | | E | 1,2,3,4,5,6 | 5-3214X | | |
| 1955-1957 | TR3 | | E | 1,2,3,4,5,6 | 5-3214X | | |
| 1957-1962 | TR3A | | E | 1,2,3,4,5,6 | 5-3214X | | |
| 1962 | TR3B | | E | 1,2,3,4,5,6 | 5-3214X | | |
| 1961-1965 | TR4 | | E | 1,2,3,4,5,6 | 5-3214X | | |
| 1965-1968 | TR4A | | E | 1,2,3,4,5,6 | 5-3214X | | |
| 1968-1976 | TR6 | | E | 1,2,3,4,5,6 | 5-3214X | | |
| 1975-1976 | TR7 | | E | 1,2,3,4,5,6 | 5-3214X | | |
| 1977-1980 | TR7 | | A | 1,2 | 5-101X | | |
| 1980 | TR8 | | A | 1,2 | 5-101X | | |

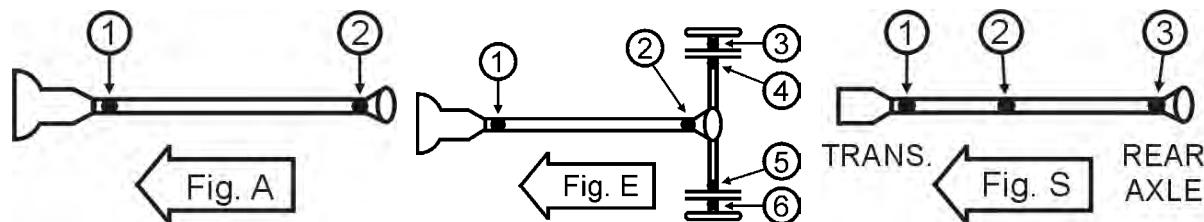
Vauxhall

| Year | Model | Description | Fig. | Location | Spicer Part # | SPL Part # | SVL Part # |
|-----------|----------|-------------|------|----------|---------------|------------|------------|
| 1949 | Fourteen | | A | 1,2 | 5-101X | | |
| 1949 | Ten | | A | 1,2 | 5-101X | | |
| 1949 | Twelve | | A | 1,2 | 5-101X | | |
| 1949 | Velox | | A | 1,2 | 5-101X | | |
| 1957-1963 | Victor | | A | 1,2 | 5-101X | | |
| 1949 | Wyvern | | A | 1,2 | 5-101X | | |

Volvo

| Year | Model | Description | Fig. | Location | Spicer Part # | SPL Part # | SVL Part # |
|-----------|-------|----------------------------|------|----------|---------------|-------------------------|------------|
| 1960-1968 | 122 | | S | 1,2,3 | 5-101X | | |
| 1967-1974 | 142 | | S | 1,2 | 5-101X | | |
| | 142 | | S | 3 | 5-3214X | | |
| 1967-1974 | 144 | | S | 1,2 | 5-101X | | |
| | 144 | | S | 3 | 5-3214X | | |
| 1968-1974 | 145 | | S | 1,2 | 5-101X | | |
| | 145 | | S | 3 | 5-3214X | | |
| 1969-1975 | 164 | | S | 1,2,3 | 5-153X* | 5-1310-1X* 5-1310X** | 15-153X |
| 1961-1973 | 1800 | | S | 1,2,3 | 5-101X | | |
| 1990-1993 | 240 | | S | 1,2,3 | 5-3214X | | |
| 1975-1984 | 242 | 1.750" Driveshaft Diameter | S | 1,2,3 | 5-101X | | |
| | 242 | 2.000" Driveshaft Diameter | S | 1,2,3 | 5-153X* | 5-1310-1X* 5-1310X** | 15-153X |
| 1975-1984 | 244 | 1.750" Driveshaft Diameter | S | 1,2 | 5-101X | | |
| | 244 | 2.000" Driveshaft Diameter | S | 1,2,3 | 5-153X* | 5-1310-1X* 5-1310X** | 15-153X |
| | 244 | 1.750" Driveshaft Diameter | S | 3 | 5-3214X | | |
| 1985-1989 | 244 | | S | 1,2,3 | 5-3214X | | |
| 1975-1984 | 245 | 1.750" Driveshaft Diameter | S | 1,2 | 5-101X | | |
| | 245 | 2.000" Driveshaft Diameter | S | 1,2,3 | 5-153X* | 5-1310-1X* 5-1310X** | 15-153X |
| | 245 | 1.750" Driveshaft Diameter | S | 3 | 5-3214X | | |
| 1985-1989 | 245 | | S | 1,2,3 | 5-3214X | | |
| 1978-1981 | 262 | 1.750" Driveshaft Diameter | S | 1,2 | 5-101X | | |
| | 262 | 2.000" Driveshaft Diameter | S | 1,2,3 | 5-153X* | 5-1310-1X* 5-1310X** | 15-153X |
| | 262 | 1.750" Driveshaft Diameter | S | 3 | 5-3214X | | |
| 1976-1982 | 264 | 1.750" Driveshaft Diameter | S | 1,2,3 | 5-101X | | |

* GREASEABLE ** NON-GREASEABLE



Volvo (Cont'd)

| Year | Model | Description | Fig. | Location | Spicer Part # | SPL Part # | SVL Part # |
|-----------|-------|--|------|----------|---------------|-------------------------|------------|
| 1976-1982 | 264 | 2.000" Driveshaft Diameter | S | 1,2,3 | 5-153X* | 5-1310-1X* 5-1310X** | 15-153X |
| 1978-1981 | 265 | 1.750" Driveshaft Diameter | S | 1,2 | 5-101X | | |
| | 265 | 2.000" Driveshaft Diameter | S | 1,2,3 | 5-153X* | 5-1310-1X* 5-1310X** | 15-153X |
| 1985-1987 | 265 | 1.750" Driveshaft Diameter | S | 3 | 5-3214X | | |
| | 740 | 1.750" Driveshaft Diameter | S | 1,2 | 5-101X | | |
| | 740 | 2.000" Driveshaft Diameter; w/ 3.250" Yoke | S | 1,2,3 | 5-3214X | | |
| | 740 | 2.000" Driveshaft Diameter; w/ 3.500" Yoke | S | 1,2,3 | 5-153X* | 5-1310-1X* 5-1310X** | 15-153X |
| 1988-1992 | 740 | 1.750" Driveshaft Diameter | S | 3 | 5-3214X | | |
| | 740 | w/ 3.250" Yoke | S | 1,2,3 | 5-3214X | | |
| 1985 | 740 | w/ 3.500" Yoke | S | 1,2,3 | 5-153X* | 5-1310-1X* 5-1310X** | 15-153X |
| | 745 | 1.750" Driveshaft Diameter | S | 1,2 | 5-101X | | |
| 1983-1984 | 745 | 2.000" Driveshaft Diameter; w/ 3.250" Yoke | S | 1,2,3 | 5-3214X | | |
| | 745 | 2.000" Driveshaft Diameter; w/ 3.500" Yoke | S | 1,2,3 | 5-153X* | 5-1310-1X* 5-1310X** | 15-153X |
| | 745 | 1.750" Driveshaft Diameter | S | 3 | 5-3214X | | |
| 1985-1987 | 760 | 0.938" Cup Dia. | S | 1,2 | 5-101X | | |
| | 760 | 1.062" Cup Dia. | S | 1,2 | 5-3214X | | |
| | 760 | | S | 3 | 5-3214X | | |
| 1988-1990 | 760 | 1.750" Driveshaft Diameter | S | 1,2 | 5-101X | | |
| | 760 | 2.000" Driveshaft Diameter; w/ 3.250" Yoke | S | 1,2,3 | 5-3214X | | |
| | 760 | 2.000" Driveshaft Diameter; w/ 3.500" Yoke | S | 1,2,3 | 5-153X* | 5-1310-1X* 5-1310X** | 15-153X |
| 1987 | 760 | 1.750" Driveshaft Diameter | S | 3 | 5-3214X | | |
| | 780 | w/ 3.250" Yoke | S | 1,2,3 | 5-3214X | | |
| 1988-1991 | 780 | w/ 3.500" Yoke | S | 1,2,3 | 5-153X* | 5-1310-1X* 5-1310X** | 15-153X |
| | 780 | 1.750" Driveshaft Diameter | S | 1,2 | 5-101X | | |
| | 780 | 2.000" Driveshaft Diameter; w/ 3.250" Yoke | S | 1,2,3 | 5-3214X | | |
| 1991-1994 | 780 | 2.000" Driveshaft Diameter; w/ 3.500" Yoke | S | 1,2,3 | 5-153X* | 5-1310-1X* 5-1310X** | 15-153X |
| | 780 | 1.750" Driveshaft Diameter | S | 3 | 5-3214X | | |
| 1992-1994 | 940 | | S | 1,2,3 | 5-3214X | | |
| 1984 | 960 | | S | 1,2,3 | 5-3214X | | |
| | DL | 1.750" Driveshaft Diameter | S | 1,2 | 5-101X | | |
| | DL | 2.000" Driveshaft Diameter | S | 1,2,3 | 5-153X* | 5-1310-1X* 5-1310X** | 15-153X |
| | DL | 1.750" Driveshaft Diameter | S | 3 | 5-3214X | | |

* GREASEABLE ** NON-GREASEABLE

PASSENGER

Buick

| Year | Model | Description | Fig. | Location | Spicer Part # | SPL Part # | SVL Part # |
|-----------|---------|-------------|------|----------|---------------|------------|------------|
| 2004-2007 | Rainier | | A | 1,2 | 5-3147X* | 5-795X** | 15-3147X |

Cadillac

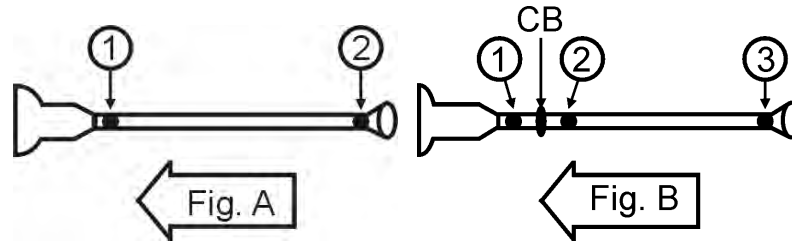
| Year | Model | Description | Fig. | Location | Spicer Part # | SPL Part # | SVL Part # |
|-----------|--------------|-----------------------------|------|----------|---------------|-------------------------|------------|
| 2000 | Escalade | 1 Piece Driveshaft | A | 1,2 | 5-3147X* | 5-795X** | 15-3147X |
| 2002-2005 | Escalade | V8 5.3L; 1 Piece Driveshaft | A | 1,2 | 5-3147X* | 5-795X** | 15-3147X |
| 2005-2006 | Escalade | V8 6.0L; 1 Piece Driveshaft | A | 1,2 | 5-3147X* | 5-795X** | 15-3147X |
| 2007 | Escalade | V8 6.2L; 1 Piece Driveshaft | A | 1,2 | 5-178X* | 5-1350-1X* 5-1350X** | 15-178X |
| 2008-2014 | Escalade | 1 Piece Driveshaft | A | 1,2 | 5-178X* | 5-1350-1X* 5-1350X** | 15-178X |
| 2015-2016 | Escalade | 1 Piece Driveshaft | A | 1,2 | 5-160X* | 5-1410-1X* 5-1410X** | 15-160X |
| 2008 | Escalade ESV | 1 Piece Driveshaft | A | 1,2 | 5-3147X* | 5-795X** | 15-3147X |
| 2009-2014 | Escalade ESV | 1 Piece Driveshaft | A | 1,2 | 5-178X* | 5-1350-1X* 5-1350X** | 15-178X |
| 2015-2016 | Escalade ESV | 1 Piece Driveshaft | A | 1,2 | 5-160X* | 5-1410-1X* 5-1410X** | 15-160X |

Chevrolet

| Year | Model | Description | Fig. | Location | Spicer Part # | SPL Part # | SVL Part # |
|------|-------|--|------|----------|---------------|-------------------------|------------|
| 1959 | 3C | Standard Trans; 3 Speed; 1 Piece Driveshaft | A | 1 | 5-153X* | 5-1310-1X* 5-1310X** | 15-153X |
| | 3C | Auto Trans; 3 Speed; 4 Speed; 1 Piece Driveshaft | A | 1,2 | 5-178X* | 5-1350-1X* 5-1350X** | 15-178X |
| | 3C | Standard Trans; 3 Speed; 1 Piece Driveshaft | A | 2 | 5-178X* | 5-1350-1X* 5-1350X** | 15-178X |
| | 3C | Standard Trans; 3 Speed; 2 Piece Driveshaft | B | 1 | 5-153X* | 5-1310-1X* 5-1310X** | 15-153X |
| | 3C | Auto Trans; 3 Speed; 4 Speed; 2 Piece Driveshaft | B | 1,2,3 | 5-178X* | 5-1350-1X* 5-1350X** | 15-178X |
| | 3C | Standard Trans; 3 Speed; 2 Piece Driveshaft | B | 2,3 | 5-178X* | 5-1350-1X* 5-1350X** | 15-178X |
| 1959 | 3D | Standard Trans; 3 Speed; 1 Piece Driveshaft | A | 1 | 5-153X* | 5-1310-1X* 5-1310X** | 15-153X |
| | 3D | Auto Trans; 3 Speed; 4 Speed; 1 Piece Driveshaft | A | 1,2 | 5-178X* | 5-1350-1X* 5-1350X** | 15-178X |
| | 3D | Standard Trans; 3 Speed; 1 Piece Driveshaft | A | 2 | 5-178X* | 5-1350-1X* 5-1350X** | 15-178X |
| | 3D | Standard Trans; 3 Speed; 2 Piece Driveshaft | B | 1 | 5-153X* | 5-1310-1X* 5-1310X** | 15-153X |
| | 3D | Auto Trans; 3 Speed; 4 Speed; 2 Piece Driveshaft | B | 1,2,3 | 5-178X* | 5-1350-1X* 5-1350X** | 15-178X |
| | 3D | Standard Trans; 3 Speed; 2 Piece Driveshaft | B | 2,3 | 5-178X* | 5-1350-1X* 5-1350X** | 15-178X |
| 1959 | 3E | Standard Trans; 3 Speed; 1 Piece Driveshaft | A | 1 | 5-153X* | 5-1310-1X* 5-1310X** | 15-153X |
| | 3E | Auto Trans; 3 Speed; 4 Speed; 1 Piece Driveshaft | A | 1,2 | 5-178X* | 5-1350-1X* 5-1350X** | 15-178X |
| | 3E | Standard Trans; 3 Speed; 1 Piece Driveshaft | A | 2 | 5-178X* | 5-1350-1X* 5-1350X** | 15-178X |
| | 3E | Standard Trans; 3 Speed; 2 Piece Driveshaft | B | 1 | 5-153X* | 5-1310-1X* 5-1310X** | 15-153X |
| | 3E | Auto Trans; 3 Speed; 4 Speed; 2 Piece Driveshaft | B | 1,2,3 | 5-178X* | 5-1350-1X* 5-1350X** | 15-178X |
| | 3E | Standard Trans; 3 Speed; 2 Piece Driveshaft | B | 2,3 | 5-178X* | 5-1350-1X* 5-1350X** | 15-178X |
| 1959 | 3F | Standard Trans; 3 Speed; 1 Piece Driveshaft | A | 1 | 5-153X* | 5-1310-1X* 5-1310X** | 15-153X |
| | 3F | Auto Trans; 3 Speed; 4 Speed; 1 Piece Driveshaft | A | 1,2 | 5-178X* | 5-1350-1X* 5-1350X** | 15-178X |
| | 3F | Standard Trans; 3 Speed; 1 Piece Driveshaft | A | 2 | 5-178X* | 5-1350-1X* 5-1350X** | 15-178X |

* GREASEABLE ** NON-GREASEABLE

RWD



Chevrolet (Cont'd)

| Year | Model | Description | Fig. | Location | Spicer Part # | SPL Part # | SVL Part # |
|-----------|----------------|---|------|----------|---------------|-------------------------|------------|
| 1959 | 3F | Standard Trans; 3 Speed; 2 Piece Driveshaft | B | 1 | 5-153X* | 5-1310-1X* 5-1310X** | 15-153X |
| | 3F | Auto Trans; 3 Speed; 4 Speed; 2 Piece Driveshaft | B | 1,2,3 | 5-178X* | 5-1350-1X* 5-1350X** | 15-178X |
| | 3F | Standard Trans; 3 Speed; 2 Piece Driveshaft | B | 2,3 | 5-178X* | 5-1350-1X* 5-1350X** | 15-178X |
| 1959 | 3G | 2 Piece Driveshaft | B | 1,2,3 | 5-178X* | 5-1350-1X* 5-1350X** | 15-178X |
| 1985-2002 | Astro | | A | 1 | 5-3147X* | 5-795X** | 15-3147X |
| | Astro | | A | 2 | 5-178X* | 5-1350-1X* 5-1350X** | 15-178X |
| 2003-2005 | Astro | | A | 1,2 | 5-3147X* | 5-795X** | 15-3147X |
| 2007-2008 | Avalanche | V8 5.3L; 1 Piece Driveshaft | A | 1,2 | 5-3147X* | 5-795X** | 15-3147X |
| | Avalanche | V8 6.0L; 1 Piece Driveshaft | A | 1,2 | 5-178X* | 5-1350-1X* 5-1350X** | 15-178X |
| 2009-2013 | Avalanche | 1 Piece Driveshaft | A | 1,2 | 5-178X* | 5-1350-1X* 5-1350X** | 15-178X |
| 2002-2006 | Avalanche 1500 | 1 Piece Driveshaft | A | 1 | 5-213X* | 5-1330-1X* 5-1330X** | 15-213X |
| | Avalanche 1500 | 1 Piece Driveshaft | A | 2 | 5-212X* | 5-793X** | |
| 2002-2003 | Avalanche 2500 | 1 Piece Driveshaft | A | 1,2 | 5-160X* | 5-1410-1X* 5-1410X** | 15-160X |
| 1995-2002 | B7 | 1480/148N Series; Propeller Shaft Center Support | B | CB | 210866-1X | | |
| 1969-1973 | Blazer | 2 Speed; 3 Speed | A | 1,2 | 5-153X* | 5-1310-1X* 5-1310X** | 15-153X |
| | Blazer | Standard Trans; 4 Speed | A | 1,2 | 5-153X* | 5-1310-1X* 5-1310X** | 15-153X |
| 1974 | Blazer | Standard Trans; 4 Speed | A | 1 | 5-178X* | 5-1350-1X* 5-1350X** | 15-178X |
| | Blazer | 3 Speed | A | 1,2 | 5-153X* | 5-1310-1X* 5-1310X** | 15-153X |
| | Blazer | Standard Trans; 4 Speed | A | 2 | 5-153X* | 5-1310-1X* 5-1310X** | 15-153X |
| 1995-1999 | Blazer | | A | 1,2 | 5-3147X* | 5-795X** | 15-3147X |
| 2000-2005 | Blazer | 1 Piece Driveshaft | A | 1,2 | 5-3147X* | 5-795X** | 15-3147X |
| 1975-1976 | C10 | Auto Trans; THM400; 1 Piece Driveshaft; 1.062" Cup Dia. | A | 1 | 5-213X* | 5-1330-1X* 5-1330X** | 15-213X |
| | C10 | Standard Trans; 3 Speed; 2 Piece Driveshaft; 1.062" Cup Dia. | B | 1,2,3 | 5-153X* | 5-1310-1X* 5-1310X** | 15-153X |
| 1975-1977 | C10 | Auto Trans; THM350; 1 Piece Driveshaft; 1.062" Cup Dia. | A | 1 | 5-153X* | 5-1310-1X* 5-1310X** | 15-153X |
| | C10 | Auto Trans; THM350; THM400; 1 Piece Driveshaft; 1.062" Cup Dia. | A | 2 | 5-153X* | 5-1310-1X* 5-1310X** | 15-153X |
| 1975-1978 | C10 | Standard Trans; 3 Speed; 1 Piece Driveshaft; 1.062" Cup Dia. | A | 1 | 5-153X* | 5-1310-1X* 5-1310X** | 15-153X |
| | C10 | Standard Trans; 3 Speed; 4 Speed; 1 Piece Driveshaft; 1.188" Cup Dia. | A | 1 | 5-178X* | 5-1350-1X* 5-1350X** | 15-178X |
| | C10 | Standard Trans; 3 Speed; 4 Speed; 1 Piece Driveshaft; 1.062" Cup Dia. | A | 2 | 5-153X* | 5-1310-1X* 5-1310X** | 15-153X |
| | C10 | Standard Trans; 3 Speed; 4 Speed; 2 Piece Driveshaft; 1.188" Cup Dia. | B | 1 | 5-178X* | 5-1350-1X* 5-1350X** | 15-178X |

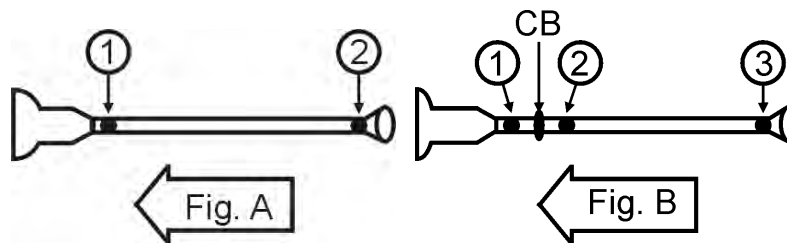
* GREASEABLE ** NON-GREASEABLE

R
W
D

Chevrolet (Cont'd)

| Year | Model | Description | Fig. | Location | Spicer Part # | SPL Part # | SVL Part # |
|-----------|--------------|---|------|----------|---------------|-------------------------|------------|
| 1975-1978 | C10 | Auto Trans; THM350; 2 Piece Driveshaft; 1.062" Cup Dia. | B | 1,2,3 | 5-153X* | 5-1310-1X* 5-1310X** | 15-153X |
| | C10 | | B | CB | 210527X | | |
| 1977-1978 | C10 | Standard Trans; 3 Speed; 2 Piece Driveshaft; 1.062" Cup Dia. | B | 1 | 5-153X* | 5-1310-1X* 5-1310X** | 15-153X |
| | C10 | Standard Trans; 3 Speed; 4 Speed; 2 Piece Driveshaft; 1.062" Cup Dia. | B | 2,3 | 5-153X* | 5-1310-1X* 5-1310X** | 15-153X |
| 1978 | C10 | Auto Trans; THM350; 1 Piece Driveshaft; 1.062" Cup Dia. | A | 1,2 | 5-153X* | 5-1310-1X* 5-1310X** | 15-153X |
| | C10 | Auto Trans; THM400; 2 Piece Driveshaft; 1.188" Cup Dia. | B | 1,3 | 5-178X* | 5-1350-1X* 5-1350X** | 15-178X |
| | C10 | Auto Trans; THM400; 2 Piece Driveshaft; 1.125" Cup Dia. | B | 2 | 5-3147X* | 5-795X** | 15-3147X |
| 1979-1981 | C10 | 1 Piece Driveshaft | A | 1,2 | 5-153X* | 5-1310-1X* 5-1310X** | 15-153X |
| | C10 | 2 Piece Driveshaft; 1.062" Cup Dia. | B | 1,2 | 5-153X* | 5-1310-1X* 5-1310X** | 15-153X |
| | C10 | 2 Piece Driveshaft; 1.188" Cup Dia. | B | 1,2 | 5-178X* | 5-1350-1X* 5-1350X** | 15-178X |
| | C10 | 2 Piece Driveshaft; 1.062" Cup Dia.; 3.500" O.D. Yoke | B | 3 | 5-153X* | 5-1310-1X* 5-1310X** | 15-153X |
| | C10 | 2 Piece Driveshaft; 1.188" Cup Dia.; 3.785" O.D. Yoke | B | 3 | 5-212X* | 5-793X** | |
| | C10 | 2 Piece Driveshaft; 1.188" Cup Dia.; 4.000" O.D. Yoke | B | 3 | 5-178X* | 5-1350-1X* 5-1350X** | 15-178X |
| 1982-1986 | C10 | 1 Piece Driveshaft | A | 1,2 | 5-3147X* | 5-795X** | 15-3147X |
| | C10 | 2 Piece Driveshaft; w/ Inside Snap Rings | B | 1,2,3 | 5-3147X* | 5-795X** | 15-3147X |
| | C10 | 2 Piece Driveshaft; w/ Outside Snap Rings | B | 1,2,3 | 5-178X* | 5-1350-1X* 5-1350X** | 15-178X |
| 1960-1967 | C10 Panel | Auto Trans; Exc. Turbo-Hyd; Exc. 3 Speed; 1 Piece Driveshaft | A | 1,2 | 5-153X* | 5-1310-1X* 5-1310X** | 15-153X |
| | C10 Panel | 3 Speed; 4 Speed; 2 Piece Driveshaft | B | 1 | 5-178X* | 5-1350-1X* 5-1350X** | 15-178X |
| | C10 Panel | Auto Trans; Exc. Turbo-Hyd; Exc. 3 Speed; 2 Piece Driveshaft | B | 1,2,3 | 5-153X* | 5-1310-1X* 5-1310X** | 15-153X |
| | C10 Panel | 3 Speed; 4 Speed; 2 Piece Driveshaft | B | 2,3 | 5-153X* | 5-1310-1X* 5-1310X** | 15-153X |
| | C10 Panel | | B | CB | 210527X | | |
| 1960-1974 | C10 Pickup | 1 Piece Driveshaft; 1.188" Cup Dia. | A | 1 | 5-178X* | 5-1350-1X* 5-1350X** | 15-178X |
| | C10 Pickup | 1 Piece Driveshaft; 1.062" Cup Dia. | A | 1,2 | 5-153X* | 5-1310-1X* 5-1310X** | 15-153X |
| | C10 Pickup | | B | CB | 210527X | | |
| 1968-1969 | C10 Pickup | 2 Piece Driveshaft; 1.062" Cup Dia.; 3.218" O.D. Yoke | B | 1,3 | 5-153X* | 5-1310-1X* 5-1310X** | 15-153X |
| | C10 Pickup | 2 Piece Driveshaft; 1.062" Cup Dia.; 3.625" O.D. Yoke | B | 1,3 | 5-213X* | 5-1330-1X* 5-1330X** | 15-213X |
| | C10 Pickup | 2 Piece Driveshaft; 1.062" Cup Dia. | B | 2 | 5-153X* | 5-1310-1X* 5-1310X** | 15-153X |
| 1968-1970 | C10 Pickup | 2 Piece Driveshaft; 1.188" Cup Dia. | B | 1,2,3 | 5-178X* | 5-1350-1X* 5-1350X** | 15-178X |
| 1970-1974 | C10 Pickup | 2 Piece Driveshaft; 1.062" Cup Dia. | B | 1,2,3 | 5-153X* | 5-1310-1X* 5-1310X** | 15-153X |
| 1971-1973 | C10 Pickup | 2 Piece Driveshaft; 1.188" Cup Dia. | B | 1 | 5-178X* | 5-1350-1X* 5-1350X** | 15-178X |
| 1967 | C10 Suburban | Auto Trans; Exc. Turbo-Hyd; Exc. 3 Speed; 1 Piece Driveshaft | A | 1,2 | 5-153X* | 5-1310-1X* 5-1310X** | 15-153X |
| | C10 Suburban | 3 Speed; 4 Speed; 2 Piece Driveshaft | B | 1 | 5-178X* | 5-1350-1X* 5-1350X** | 15-178X |
| | C10 Suburban | Auto Trans; Exc. Turbo-Hyd; Exc. 3 Speed; 2 Piece Driveshaft | B | 1,2,3 | 5-153X* | 5-1310-1X* 5-1310X** | 15-153X |
| | C10 Suburban | 3 Speed; 4 Speed; 2 Piece Driveshaft | B | 2,3 | 5-153X* | 5-1310-1X* 5-1310X** | 15-153X |
| 1967-1978 | C10 Suburban | | B | CB | 210527X | | |

* GREASEABLE ** NON-GREASEABLE



Chevrolet (Cont'd)

| Year | Model | Description | Fig. | Location | Spicer Part # | SPL Part # | SVL Part # |
|-----------|--------------|---|------|----------|---------------|-------------------------|------------|
| 1968 | C10 Suburban | 2 Piece Driveshaft; 1.188" Cup Dia. | B | 1,2 | 5-178X* | 5-1350-1X* 5-1350X** | 15-178X |
| 1968-1969 | C10 Suburban | 2 Piece Driveshaft; 1.062" Cup Dia.; 3.218" O.D. Yoke | B | 1,3 | 5-153X* | 5-1310-1X* 5-1310X** | 15-153X |
| | C10 Suburban | 2 Piece Driveshaft; 1.062" Cup Dia.; 3.625" O.D. Yoke | B | 1,3 | 5-213X* | 5-1330-1X* 5-1330X** | 15-213X |
| | C10 Suburban | 2 Piece Driveshaft; 1.062" Cup Dia. | B | 2 | 5-153X* | 5-1310-1X* 5-1310X** | 15-153X |
| 1968-1974 | C10 Suburban | 1 Piece Driveshaft; 1.188" Cup Dia. | A | 1 | 5-178X* | 5-1350-1X* 5-1350X** | 15-178X |
| | C10 Suburban | 1 Piece Driveshaft; 1.062" Cup Dia. | A | 1,2 | 5-153X* | 5-1310-1X* 5-1310X** | 15-153X |
| 1969-1970 | C10 Suburban | 2 Piece Driveshaft; 1.188" Cup Dia. | B | 1,2,3 | 5-178X* | 5-1330-1X* 5-1350X** | 15-178X |
| 1970-1974 | C10 Suburban | 2 Piece Driveshaft; 1.062" Cup Dia. | B | 1,2,3 | 5-153X* | 5-1310-1X* 5-1310X** | 15-153X |
| 1975-1977 | C10 Suburban | Standard Trans; 3 Speed; 1 Piece Driveshaft; 1.062" Cup Dia. | A | 1 | 5-153X* | 5-1310-1X* 5-1310X** | 15-153X |
| | C10 Suburban | Standard Trans; 4 Speed; 1 Piece Driveshaft; 1.188" Cup Dia. | A | 1 | 5-178X* | 5-1350-1X* 5-1350X** | 15-178X |
| | C10 Suburban | Standard Trans; 3 Speed; 4 Speed; 1 Piece Driveshaft; 1.062" Cup Dia. | A | 2 | 5-153X* | 5-1310-1X* 5-1310X** | 15-153X |
| | C10 Suburban | Standard Trans; 3 Speed; 2 Piece Driveshaft; 1.062" Cup Dia. | B | 1 | 5-153X* | 5-1310-1X* 5-1310X** | 15-153X |
| | C10 Suburban | Standard Trans; 3 Speed; 4 Speed; 2 Piece Driveshaft; 1.188" Cup Dia. | B | 1 | 5-178X* | 5-1350-1X* 5-1350X** | 15-178X |
| | C10 Suburban | Standard Trans; 3 Speed; 4 Speed; 2 Piece Driveshaft; 1.062" Cup Dia. | B | 2,3 | 5-153X* | 5-1310-1X* 5-1310X** | 15-153X |
| 1976-1977 | C10 Suburban | Auto Trans; THM350; 1 Piece Driveshaft; 1.062" Cup Dia. | A | 1,2 | 5-153X* | 5-1310-1X* 5-1310X** | 15-153X |
| | C10 Suburban | Auto Trans; THM350; 2 Piece Driveshaft; 1.062" Cup Dia. | B | 1,2,3 | 5-153X* | 5-1310-1X* 5-1310X** | 15-153X |
| 1978 | C10 Suburban | 2 Piece Driveshaft; 1.062" Cup Dia. | B | 1 | 5-153X* | 5-1310-1X* 5-1310X** | 15-153X |
| | C10 Suburban | 2 Piece Driveshaft; 1.188" Cup Dia. | B | 1 | 5-178X* | 5-1350-1X* 5-1350X** | 15-178X |
| | C10 Suburban | Auto Trans; THM350; 2 Piece Driveshaft; 1.062" Cup Dia. | B | 2 | 5-153X* | 5-1310-1X* 5-1310X** | 15-153X |
| | C10 Suburban | Auto Trans; THM350; 2 Piece Driveshaft; 1.125" Cup Dia. | B | 2 | 5-3147X* | 5-795X** | 15-3147X |
| | C10 Suburban | Standard Trans; 2 Piece Driveshaft; 1.062" Cup Dia. | B | 2 | 5-153X* | 5-1310-1X* 5-1310X** | 15-153X |
| | C10 Suburban | 3 Speed; 2 Piece Driveshaft; 1.062" Cup Dia. | B | 3 | 5-153X* | 5-1310-1X* 5-1310X** | 15-153X |
| | C10 Suburban | 4 Speed; 2 Piece Driveshaft; 1.188" Cup Dia. | B | 3 | 5-178X* | 5-1350-1X* 5-1350X** | 15-178X |
| 1978-1981 | C10 Suburban | 1 Piece Driveshaft | A | 1,2 | 5-153X* | 5-1310-1X* 5-1310X** | 15-153X |
| 1979-1981 | C10 Suburban | 3 Speed; 2 Piece Driveshaft; 1.062" Cup Dia. | B | 1,2,3 | 5-153X* | 5-1310-1X* 5-1310X** | 15-153X |
| | C10 Suburban | 4 Speed; 2 Piece Driveshaft; 1.188" Cup Dia. | B | 1,2,3 | 5-178X* | 5-1350-1X* 5-1350X** | 15-178X |
| 1982-1986 | C10 Suburban | 1 Piece Driveshaft | A | 1,2 | 5-3147X* | 5-795X** | 15-3147X |
| | C10 Suburban | 2 Piece Driveshaft; w/ Inside Snap Rings | B | 1,2,3 | 5-3147X* | 5-795X** | 15-3147X |

* GREASEABLE ** NON-GREASEABLE

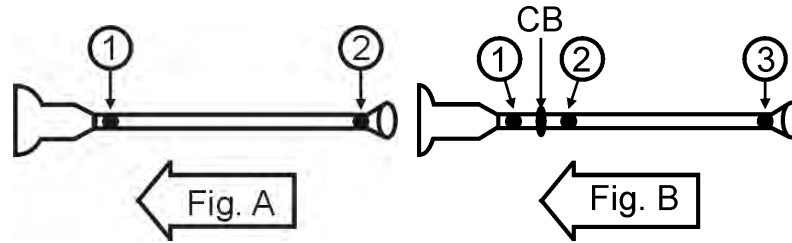
R
W
D

Chevrolet (Cont'd)

| Year | Model | Description | Fig. | Location | Spicer Part # | SPL Part # | SVL Part # |
|-----------|--------------|--|------|----------|---------------|-------------------------|------------|
| 1982-1986 | C10 Suburban | 2 Piece Driveshaft; w/ Outside Snap Rings | B | 1,2,3 | 5-178X* | 5-1350-1X* 5-1350X** | 15-178X |
| 1988 | C1500 | Standard Cab; 1 Piece Driveshaft; w/ Aluminum Driveshaft | A | 1,2 | | 5-3614X | |
| | C1500 | Standard Cab; 1 Piece Driveshaft; w/ Steel Driveshaft | A | 1,2 | 5-3147X* | 5-795X** | 15-3147X |
| | C1500 | Extended Cab; Standard Trans; 5 Speed; 2 Piece Driveshaft; w/ Outside Snap Rings | B | 1,2 | 5-213X* | 5-1330-1X* 5-1330X** | 15-213X |
| | C1500 | Extended Cab; Standard Trans; 5 Speed; 2 Piece Driveshaft; w/ Inside Snap Rings | B | 1,2,3 | 5-3147X* | 5-795X** | 15-3147X |
| | C1500 | Standard Cab; 2 Piece Driveshaft | B | 1,2,3 | 5-178X* | 5-1350-1X* 5-1350X** | 15-178X |
| | C1500 | Extended Cab; Standard Trans; 5 Speed; 2 Piece Driveshaft; w/ Outside Snap Rings | B | 3 | 5-212X* | 5-793X** | |
| 1988-1990 | C1500 | Extended Cab; Standard Trans; 4 Speed; 2 Piece Driveshaft | B | 1,2,3 | 5-178X* | 5-1350-1X* 5-1350X** | 15-178X |
| 1989-1990 | C1500 | Standard Cab; 1 Piece Driveshaft; w/ Outside Snap Rings; w/ Aluminum Yoke | A | 1 | | 5-3614X | |
| | C1500 | Standard Cab; 1 Piece Driveshaft; w/ Inside Snap Rings; w/ Steel Yoke | A | 1,2 | 5-3147X* | 5-795X** | 15-3147X |
| | C1500 | Extended Cab; Standard Trans; 5 Speed; 2 Piece Driveshaft | B | 1,2 | 5-213X* | 5-1330-1X* 5-1330X** | 15-213X |
| | C1500 | Extended Cab; Auto Trans; 2 Piece Driveshaft | B | 1,3 | 5-3147X* | 5-795X** | 15-3147X |
| | C1500 | Standard Cab; 2 Piece Driveshaft | B | 1,3 | 5-178X* | 5-1350-1X* 5-1350X** | 15-178X |
| | C1500 | Extended Cab; Auto Trans; 78.0" Bed; 2 Piece Driveshaft | B | 2 | 5-3147X* | 5-795X** | 15-3147X |
| | C1500 | Extended Cab; Auto Trans; 96.0" Bed; 2 Piece Driveshaft | B | 2 | 5-178X* | 5-1350-1X* 5-1350X** | 15-178X |
| | C1500 | Extended Cab; Standard Trans; 5 Speed; 2 Piece Driveshaft | B | 3 | 5-212X* | 5-793X** | |
| 1989-1991 | C1500 | Standard Cab; 1 Piece Driveshaft; w/ Outside Snap Rings; w/ Steel Yoke | A | 1,2 | 5-178X* | 5-1350-1X* 5-1350X** | 15-178X |
| 1991 | C1500 | Standard Cab; 1 Piece Driveshaft; w/ Inside Snap Rings | A | 1,2 | 5-3147X* | 5-795X** | 15-3147X |
| | C1500 | Standard Cab; 1 Piece Driveshaft; w/ Outside Snap Rings; w/ Aluminum Yoke | A | 1,2 | | 5-3615X | |
| | C1500 | Extended Cab; Auto Trans; 2 Piece Driveshaft | B | 1 | 5-3147X* | 5-795X** | 15-3147X |
| | C1500 | Standard Cab; Standard Trans; 2 Piece Driveshaft; w/ Aluminum Yoke | B | 1 | | 5-3615X | |
| | C1500 | Standard Cab; Standard Trans; 2 Piece Driveshaft; w/ Steel Yoke | B | 1 | 5-178X* | 5-1350-1X* 5-1350X** | 15-178X |
| | C1500 | Extended Cab; Standard Trans; MG5; 2 Piece Driveshaft; w/ Aluminum Yoke | B | 1,2 | | 5-3614X | |
| | C1500 | Extended Cab; Standard Trans; MG5; 2 Piece Driveshaft; w/ Steel Yoke | B | 1,2 | 5-213X* | 5-1330-1X* 5-1330X** | 15-213X |
| | C1500 | Extended Cab; Standard Trans; SM465/M20; 2 Piece Driveshaft; w/ Aluminum Yoke | B | 1,2,3 | | 5-3615X | |
| | C1500 | Extended Cab; Standard Trans; SM465/M20; 2 Piece Driveshaft; w/ Steel Yoke | B | 1,2,3 | 5-178X* | 5-1350-1X* 5-1350X** | 15-178X |
| | C1500 | Extended Cab; Auto Trans; 2 Piece Driveshaft; w/ Aluminum Yoke | B | 2 | | 5-3615X | |
| | C1500 | Extended Cab; Auto Trans; 2 Piece Driveshaft; w/ Steel Yoke | B | 2 | 5-178X* | 5-1350-1X* 5-1350X** | 15-178X |
| | C1500 | Standard Cab; 2 Piece Driveshaft; w/ Aluminum Yoke | B | 2,3 | | 5-3615X | |
| | C1500 | Standard Cab; 2 Piece Driveshaft; w/ Steel Yoke | B | 2,3 | 5-178X* | 5-1350-1X* 5-1350X** | 15-178X |
| | C1500 | Extended Cab; Auto Trans; 2 Piece Driveshaft; w/ Steel Yoke | B | 3 | 5-3147X* | 5-795X** | 15-3147X |
| | C1500 | Extended Cab; Standard Trans; MG5; 2 Piece Driveshaft | B | 3 | 5-212X* | 5-793X** | |

* GREASEABLE ** NON-GREASEABLE

RWD



Chevrolet (Cont'd)

| Year | Model | Description | Fig. | Location | Spicer Part # | SPL Part # | SVL Part # |
|-----------|-------|--|------|----------|---------------|-------------------------|------------|
| 1992-1993 | C1500 | Standard Cab; 96.0" Bed; Standard Trans; 1 Piece Driveshaft | A | 1 | | 5-3614X | |
| | C1500 | Standard Cab; 78.0" Bed; 1 Piece Driveshaft; w/ Aluminum Driveshaft Yoke | A | 1,2 | | 5-3615X | |
| | C1500 | Standard Cab; 78.0" Bed; 1 Piece Driveshaft; w/ Steel Driveshaft Yoke | A | 1,2 | 5-3147X* | 5-795X** | 15-3147X |
| | C1500 | Standard Cab; 96.0" Bed; Standard Trans; 1 Piece Driveshaft | A | 2 | 5-212X* | 5-793X** | |
| | C1500 | Extended Cab; Standard Trans; NV3500/MG5; 2 Piece Driveshaft; w/ Aluminum Yoke | B | 1,2 | | 5-3614X | |
| | C1500 | Extended Cab; Standard Trans; NV3500/MG5; 2 Piece Driveshaft; w/ Steel Yoke | B | 1,2 | 5-213X* | 5-1330-1X* 5-1330X** | 15-213X |
| | C1500 | Extended Cab; Auto Trans; 2 Piece Driveshaft | B | 1,2,3 | 5-3147X* | 5-795X** | 15-3147X |
| | C1500 | Extended Cab; Standard Trans; NV3500/MG5; 2 Piece Driveshaft | B | 3 | 5-212X* | 5-793X** | |
| 1993 | C1500 | Extended Cab; Standard Trans; MT8; 2 Piece Driveshaft; w/ Aluminum Yoke | B | 1,2,3 | | 5-3615X | |
| | C1500 | Extended Cab; Standard Trans; MT8; 2 Piece Driveshaft; w/ Steel Yoke | B | 1,2,3 | 5-178X* | 5-1350-1X* 5-1350X** | 15-178X |
| | C1500 | Standard Cab; Standard Trans; MT8; 2 Piece Driveshaft; w/ Aluminum Yoke | B | 1,2,3 | | 5-3615X | |
| | C1500 | Standard Cab; Standard Trans; MT8; 2 Piece Driveshaft; w/ Steel Yoke | B | 1,2,3 | 5-178X* | 5-1350-1X* 5-1350X** | 15-178X |
| 1994 | C1500 | Extended Cab; Naturally Aspirated; Auto Trans; 2 Piece Driveshaft; w/ Outside Snap Rings | B | 1,2 | 5-213X* | 5-1330-1X* 5-1330X** | 15-213X |
| | C1500 | Extended Cab; Naturally Aspirated; Auto Trans; 2 Piece Driveshaft; w/ Inside Snap Rings | B | 1,2,3 | 5-3147X* | 5-795X** | 15-3147X |
| | C1500 | Extended Cab; Naturally Aspirated; Standard Trans; MT8; 2 Piece Driveshaft; w/ Aluminum Yoke | B | 1,2,3 | | 5-3615X | |
| | C1500 | Extended Cab; Naturally Aspirated; Standard Trans; MT8; 2 Piece Driveshaft; w/ Steel Yoke | B | 1,2,3 | 5-178X* | 5-1350-1X* 5-1350X** | 15-178X |
| | C1500 | Standard Cab; Naturally Aspirated; Standard Trans; MT8; 2 Piece Driveshaft | B | 1,2,3 | 5-178X* | 5-1350-1X* 5-1350X** | 15-178X |
| | C1500 | Extended Cab; Naturally Aspirated; Auto Trans; 2 Piece Driveshaft; w/ Outside Snap Rings | B | 3 | 5-212X* | 5-793X** | |
| 1994-1995 | C1500 | Standard Cab; 96.0" Bed; 1 Piece Driveshaft | A | 1 | | 5-3614X | |
| | C1500 | Standard Cab; 96.0" Bed; 1 Piece Driveshaft | A | 2 | 5-212X* | 5-793X** | |
| | C1500 | Extended Cab; Naturally Aspirated; Standard Trans; NV3500/MG5; 2 Piece Driveshaft | B | 1,2 | 5-213X* | 5-1330-1X* 5-1330X** | 15-213X |
| | C1500 | Turbocharged; 2 Piece Driveshaft | B | 1,2 | 5-213X* | 5-1330-1X* 5-1330X** | 15-213X |
| | C1500 | Extended Cab; Naturally Aspirated; Standard Trans; NV3500/MG5; 2 Piece Driveshaft | B | 3 | 5-212X* | 5-793X** | |
| | C1500 | Turbocharged; 2 Piece Driveshaft | B | 3 | 5-212X* | 5-793X** | |
| 1995 | C1500 | Extended Cab; Naturally Aspirated; Auto Trans; 2 Piece Driveshaft | B | 1,2 | 5-213X* | 5-1330-1X* 5-1330X** | 15-213X |

* GREASEABLE ** NON-GREASEABLE

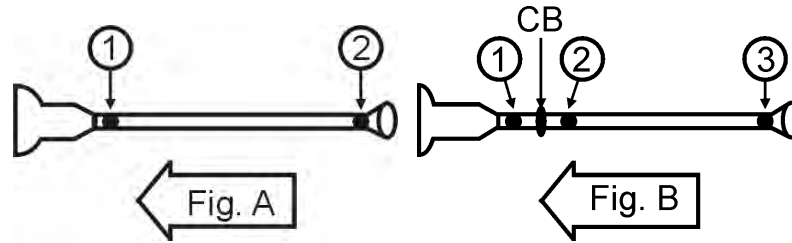
R
W
D

Chevrolet (Cont'd)

| Year | Model | Description | Fig. | Location | Spicer Part # | SPL Part # | SVL Part # |
|-----------|----------------|---|------|----------|---------------|-------------------------|------------|
| 1995 | C1500 | Extended Cab; Naturally Aspirated; Standard Trans; NV4500/MW3; 2 Piece Driveshaft | B | 1,2,3 | 5-178X* | 5-1350-1X* 5-1350X** | 15-178X |
| | C1500 | Standard Cab; Naturally Aspirated; Standard Trans; NV4500/MW3; 2 Piece Driveshaft | B | 1,2,3 | 5-178X* | 5-1350-1X* 5-1350X** | 15-178X |
| | C1500 | Extended Cab; Naturally Aspirated; Auto Trans; 2 Piece Driveshaft | B | 3 | 5-212X* | 5-793X** | |
| 1996 | C1500 | Standard Cab; 78.0" Bed; Standard Trans; 1 Piece Driveshaft; w/ Steel Yoke | A | 1,2 | 5-3147X* | 5-795X** | 15-3147X |
| | C1500 | Standard Cab; 96.0" Bed; 1 Piece Driveshaft; w/ Aluminum Yoke | A | 2 | 5-212X* | 5-793X** | |
| | C1500 | Extended Cab; Auto Trans; 2 Piece Driveshaft | B | 1,2 | 5-213X* | 5-1330-1X* 5-1330X** | 15-213X |
| | C1500 | Extended Cab; Standard Trans; 5LM60/MG5; NV3500/M50; 2 Piece Driveshaft | B | 1,2 | 5-213X* | 5-1330-1X* 5-1330X** | 15-213X |
| | C1500 | Standard Cab; Standard Trans; 5LM60/MG5; NV3500/M50; 2 Piece Driveshaft | B | 1,2,3 | 5-178X* | 5-1350-1X* 5-1350X** | 15-178X |
| | C1500 | Extended Cab; Auto Trans; 2 Piece Driveshaft | B | 3 | 5-212X* | 5-793X** | |
| | C1500 | Extended Cab; Standard Trans; 5LM60/MG5; NV3500/M50; 2 Piece Driveshaft | B | 3 | 5-212X* | 5-793X** | |
| 1996-1998 | C1500 | Standard Cab; 96.0" Bed; 1 Piece Driveshaft; w/ Aluminum Yoke | A | 1 | | 5-3614X | |
| 1997-1998 | C1500 | Standard Cab; 96.0" Bed; 1 Piece Driveshaft; w/ Steel Yoke | A | 1 | 5-213X* | 5-1330-1X* 5-1330X** | 15-213X |
| | C1500 | Standard Cab; 78.0" Bed; 1 Piece Driveshaft | A | 1,2 | 5-3147X* | 5-795X** | 15-3147X |
| | C1500 | Standard Cab; 96.0" Bed; 1 Piece Driveshaft; w/ Steel Yoke | A | 2 | 5-212X* | 5-793X** | |
| | C1500 | Extended Cab; 2 Piece Driveshaft; w/ Aluminum Yoke | B | 1,2 | | 5-3614X | |
| | C1500 | Extended Cab; 2 Piece Driveshaft; w/ Steel Yoke | B | 1,2 | 5-213X* | 5-1330-1X* 5-1330X** | 15-213X |
| | C1500 | Extended Cab; 2 Piece Driveshaft; w/ Steel Yoke | B | 3 | 5-212X* | 5-793X** | |
| 1999 | C1500 | 1 Piece Driveshaft | A | 1,2 | 5-3147X* | 5-795X** | 15-3147X |
| | C1500 | 2 Piece Driveshaft | B | 1,2,3 | 5-3147X* | 5-795X** | 15-3147X |
| 1992-1993 | C1500 Suburban | 1 Piece Driveshaft; w/ Aluminum Driveshaft | A | 1 | | 5-3614X | |
| | C1500 Suburban | 1 Piece Driveshaft; w/ Steel Driveshaft | A | 1 | 5-213X* | 5-1330-1X* 5-1330X** | 15-213X |
| 1994-1995 | C1500 Suburban | 1 Piece Driveshaft; w/ Aluminum Driveshaft | A | 1,2 | | 5-3615X | |
| | C1500 Suburban | 1 Piece Driveshaft; w/ Steel Driveshaft | A | 1,2 | 5-178X* | 5-1350-1X* 5-1350X** | 15-178X |
| 1996-1999 | C1500 Suburban | 1 Piece Driveshaft; w/ Aluminum Driveshaft; 1.062" Cup Dia. | A | 1 | | 5-3614X | |
| | C1500 Suburban | 1 Piece Driveshaft; w/ Aluminum Driveshaft; 1.188" Cup Dia. | A | 1 | | 5-3615X | |
| | C1500 Suburban | 1 Piece Driveshaft; w/ Steel Driveshaft; 1.062" Cup Dia. | A | 1 | 5-213X* | 5-1330-1X* 5-1330X** | 15-213X |
| | C1500 Suburban | 1 Piece Driveshaft; w/ Steel Driveshaft; 1.188" Cup Dia. | A | 1 | 5-178X* | 5-1350-1X* 5-1350X** | 15-178X |
| | C1500 Suburban | 1 Piece Driveshaft | A | 2 | 5-212X* | 5-793X** | |
| 1975 | C20 | 2 Piece Driveshaft | B | 1 | 5-153X* | 5-1310-1X* 5-1310X** | 15-153X |
| | C20 | 4.1L; 4.8L; 5.7L; 7.4L; 2 Piece Driveshaft | B | 2 | 5-153X* | 5-1310-1X* 5-1310X** | 15-153X |
| 1975-1977 | C20 | 2 Piece Driveshaft | B | 3 | 5-178X* | 5-1350-1X* 5-1350X** | 15-178X |
| 1976 | C20 | 4.1L; 4.8L; 5.7L; 7.4L; 2 Piece Driveshaft | B | 1,2 | 5-153X* | 5-1310-1X* 5-1310X** | 15-153X |
| 1976-1977 | C20 | 6.6L; 2 Piece Driveshaft | B | 1 | 5-213X* | 5-1330-1X* 5-1330X** | 15-213X |
| | C20 | 6.6L; 2 Piece Driveshaft | B | 2 | 5-178X* | 5-1350-1X* 5-1350X** | 15-178X |
| 1977 | C20 | 4.1L; 4.8L; 5.0L; 5.7L; 7.4L; 2 Piece Driveshaft | B | 1,2 | 5-153X* | 5-1310-1X* 5-1310X** | 15-153X |

* GREASEABLE ** NON-GREASEABLE

RWD



Chevrolet (Cont'd)

| Year | Model | Description | Fig. | Location | Spicer Part # | SPL Part # | SVL Part # |
|-----------|--------------|--|------|----------|---------------|-------------------------|------------|
| 1978 | C20 | 2 Piece Driveshaft; 1.062" Cup Dia. | B | 1,2 | 5-153X* | 5-1310-1X* 5-1310X** | 15-153X |
| | C20 | 2 Piece Driveshaft; 1.188" Cup Dia. | B | 2,3 | 5-178X* | 5-1350-1X* 5-1350X** | 15-178X |
| 1978-1980 | C20 | 1 Piece Driveshaft | A | 1,2 | 5-153X* | 5-1310-1X* 5-1310X** | 15-153X |
| 1979-1980 | C20 | 2 Piece Driveshaft; 1.062" Cup Dia. | B | 1,2,3 | 5-153X* | 5-1310-1X* 5-1310X** | 15-153X |
| | C20 | 2 Piece Driveshaft; 1.188" Cup Dia. | B | 3 | 5-178X* | 5-1350-1X* 5-1350X** | 15-178X |
| 1981 | C20 | 2-Door; 1.062" Cup Dia. | B | 1 | 5-153X* | 5-1310-1X* 5-1310X** | 15-153X |
| | C20 | 2-Door; 4-Door; 1.188" Cup Dia. | B | 1 | 5-178X* | 5-1350-1X* 5-1350X** | 15-178X |
| | C20 | 2-Door; 1.125" Cup Dia. | B | 1,3 | 5-3147X* | 5-795X** | 15-3147X |
| | C20 | 1.062" Cup Dia. | B | 2 | 5-153X* | 5-1310-1X* 5-1310X** | 15-153X |
| | C20 | 1.125" Cup Dia. | B | 2 | 5-3147X* | 5-795X** | 15-3147X |
| | C20 | 1.188" Cup Dia. | B | 2 | 5-178X* | 5-1350-1X* 5-1350X** | 15-178X |
| | C20 | 4-Door; 1.062" Cup Dia. | B | 3 | 5-178X* | 5-1350-1X* 5-1350X** | 15-178X |
| 1982-1986 | C20 | 2 Piece Driveshaft; w/ Inside Snap Rings | B | 1,2,3 | 5-3147X* | 5-795X** | 15-3147X |
| | C20 | 2 Piece Driveshaft; w/ Outside Snap Rings | B | 1,2,3 | 5-178X* | 5-1350-1X* 5-1350X** | 15-178X |
| 1967 | C20 Panel | 3 Speed HD Trans; 4 Speed Turbo-Hydramatic Trans; 2 Piece Driveshaft | B | 1 | 5-178X* | 5-1350-1X* 5-1350X** | 15-178X |
| | C20 Panel | 3 Speed Overdrive Trans; 4 Speed; 2 Piece Driveshaft | B | 1,2,3 | 5-178X* | 5-1350-1X* 5-1350X** | 15-178X |
| | C20 Panel | 3 Speed HD Trans; 4 Speed Turbo-Hydramatic Trans; 2 Piece Driveshaft | B | 2,3 | 5-153X* | 5-1310-1X* 5-1310X** | 15-153X |
| 1960-1972 | C20 Pickup | 2 Piece Driveshaft; 1.062" Cup Dia. | B | 1,2,3 | 5-153X* | 5-1310-1X* 5-1310X** | 15-153X |
| | C20 Pickup | 2 Piece Driveshaft; 1.188" Cup Dia. | B | 1,2,3 | 5-178X* | 5-1350-1X* 5-1350X** | 15-178X |
| 1973-1974 | C20 Pickup | 2 Piece Driveshaft; 1.062" Cup Dia. | B | 1,2 | 5-153X* | 5-1310-1X* 5-1310X** | 15-153X |
| | C20 Pickup | 2 Piece Driveshaft; 1.188" Cup Dia. | B | 3 | 5-178X* | 5-1350-1X* 5-1350X** | 15-178X |
| 1967-1972 | C20 Suburban | 2 Piece Driveshaft; 1.062" Cup Dia. | B | 1,2,3 | 5-153X* | 5-1310-1X* 5-1310X** | 15-153X |
| 1973-1974 | C20 Suburban | 4.8L; 5.7L; 7.4L; 2 Piece Driveshaft | B | 3 | 5-178X* | 5-1350-1X* 5-1350X** | 15-178X |
| 1975 | C20 Suburban | 2 Piece Driveshaft | B | 1,2 | 5-153X* | 5-1310-1X* 5-1310X** | 15-153X |
| 1975-1977 | C20 Suburban | 2 Piece Driveshaft | B | 3 | 5-178X* | 5-1350-1X* 5-1350X** | 15-178X |
| 1976 | C20 Suburban | 4.8L; 5.7L; 7.4L; 2 Piece Driveshaft | B | 1,2 | 5-153X* | 5-1310-1X* 5-1310X** | 15-153X |
| 1976-1977 | C20 Suburban | 6.6L; 2 Piece Driveshaft | B | 1 | 5-213X* | 5-1330-1X* 5-1330X** | 15-213X |
| | C20 Suburban | 6.6L; 2 Piece Driveshaft | B | 2 | 5-178X* | 5-1350-1X* 5-1350X** | 15-178X |

* GREASEABLE ** NON-GREASEABLE

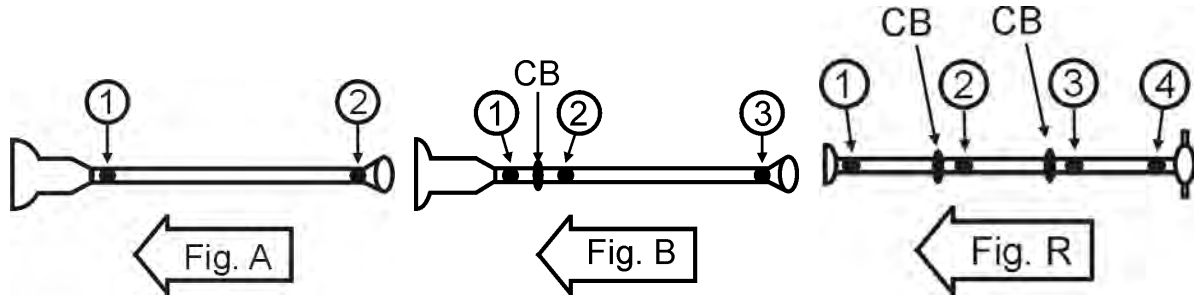
R
W
D

Chevrolet (Cont'd)

| Year | Model | Description | Fig. | Location | Spicer Part # | SPL Part # | SVL Part # |
|-----------|----------------|---|------|----------|---------------|-------------------------|------------|
| 1977 | C20 Suburban | 4.8L; 5.0L; 5.7L; 7.4L; 2 Piece Driveshaft | B | 1,2 | 5-153X* | 5-1310-1X* 5-1310X** | 15-153X |
| 1978-1980 | C20 Suburban | Auto Trans; 3 Speed; THM350; 2 Piece Driveshaft | B | 1,2,3 | 5-153X* | 5-1310-1X* 5-1310X** | 15-153X |
| | C20 Suburban | Auto Trans; 3 Speed; THM400; 2 Piece Driveshaft | B | 1,2,3 | 5-178X* | 5-1350-1X* 5-1350X** | 15-178X |
| | C20 Suburban | Standard Trans; 4 Speed; 2 Piece Driveshaft | B | 1,2,3 | 5-178X* | 5-1350-1X* 5-1350X** | 15-178X |
| 1981 | C20 Suburban | 2 Piece Driveshaft | B | 1,2 | 5-178X* | 5-1350-1X* 5-1350X** | 15-178X |
| | C20 Suburban | Auto Trans; 2 Piece Driveshaft | B | 3 | 5-153X* | 5-1310-1X* 5-1310X** | 15-153X |
| | C20 Suburban | Standard Trans; 2 Piece Driveshaft | B | 3 | 5-3147X* | 5-795X** | 15-3147X |
| 1982 | C20 Suburban | 2 Piece Driveshaft; 1.125" Cup Dia. | B | 1,2,3 | 5-3147X* | 5-795X** | 15-3147X |
| | C20 Suburban | 2 Piece Driveshaft; 1.188" Cup Dia. | B | 1,2,3 | 5-178X* | 5-1350-1X* 5-1350X** | 15-178X |
| 1982-1986 | C20 Suburban | 1 Piece Driveshaft | A | 1,2 | 5-3147X* | 5-795X** | 15-3147X |
| 1983-1986 | C20 Suburban | 2 Piece Driveshaft; w/ Inside Snap Rings | B | 1,2,3 | 5-3147X* | 5-795X** | 15-3147X |
| | C20 Suburban | 2 Piece Driveshaft; w/ Outside Snap Rings | B | 1,2,3 | 5-178X* | 5-1350-1X* 5-1350X** | 15-178X |
| 1988-1998 | C2500 | Standard Cap Pickup; 2 Piece Driveshaft; w/ Aluminum Driveshaft | A | 1,2 | | 5-3615X | |
| | C2500 | Standard Cap Pickup; 2 Piece Driveshaft; w/ Steel Driveshaft | A | 1,2 | 5-178X* | 5-1350-1X* 5-1350X** | 15-178X |
| | C2500 | Extended Cab; Standard Cap Pickup; 2 Piece Driveshaft; w/ Aluminum Driveshaft | B | 1,2,3 | | 5-3615X | |
| | C2500 | Extended Cab; Standard Cap Pickup; 2 Piece Driveshaft; w/ Steel Driveshaft | B | 1,2,3 | 5-178X* | 5-1350-1X* 5-1350X** | 15-178X |
| 1999 | C2500 | Auto Trans; 2 Piece Driveshaft; w/ Aluminum Driveshaft | B | 1,2,3 | | 5-3615X | |
| | C2500 | Auto Trans; 2 Piece Driveshaft; w/ Steel Driveshaft | B | 1,2,3 | 5-178X* | 5-1350-1X* 5-1350X** | 15-178X |
| | C2500 | Standard Trans; 2 Piece Driveshaft; w/ Aluminum Driveshaft | B | 1,2,3 | | 5-3616X | |
| | C2500 | Standard Trans; 2 Piece Driveshaft; w/ Steel Driveshaft | B | 1,2,3 | 5-160X* | 5-1410-1X* 5-1410X** | 15-160X |
| 2000 | C2500 | V8 5.7L; 1 Piece Driveshaft | A | 1,2 | 5-178X* | 5-1350-1X* 5-1350X** | 15-178X |
| | C2500 | V8 6.5L; 1 Piece Driveshaft | A | 1,2 | 5-178X* | 5-1350-1X* 5-1350X** | 15-178X |
| | C2500 | V8 7.4L; 1 Piece Driveshaft | A | 1,2 | 5-178X* | 5-1350-1X* 5-1350X** | 15-178X |
| 1992-1999 | C2500 Suburban | 1 Piece Driveshaft; w/ Steel Driveshaft | A | 1,2 | 5-178X* | 5-1350-1X* 5-1350X** | 15-178X |
| | C2500 Suburban | w/ Aluminum Driveshaft | A | 1,2 | | 5-3615X | |
| 1975-1978 | C30 | Cab & Chassis; Crew Cab; Standard Cab; 2 Piece Driveshaft; 1.188" Cup Dia. | B | 1,2 | 5-178X* | 5-1350-1X* 5-1350X** | 15-178X |
| | C30 | Cab & Chassis; Standard Cab; 2 Piece Driveshaft; 1.062" Cup Dia. | B | 1,2 | 5-153X* | 5-1310-1X* 5-1310X** | 15-153X |
| | C30 | 2 Piece Driveshaft; 1.188" Cup Dia. | B | 3 | 5-178X* | 5-1350-1X* 5-1350X** | 15-178X |
| 1979-1986 | C30 | 2 Piece Driveshaft | B | 1,2,3 | 5-178X* | 5-1350-1X* 5-1350X** | 15-178X |
| 1960-1966 | C30 Panel | 2 Piece Driveshaft | B | 1,2,3 | 5-178X* | 5-1350-1X* 5-1350X** | 15-178X |
| 1960-1967 | C30 Pickup | 2 Piece Driveshaft | B | 1,2,3 | 5-178X* | 5-1350-1X* 5-1350X** | 15-178X |
| 1968 | C30 Pickup | Auto Trans; 4.1L; 4.8L; 5.0L; 2 Piece Driveshaft; 1.062" Cup Dia. | B | 1 | 5-153X* | 5-1310-1X* 5-1310X** | 15-153X |
| 1968-1969 | C30 Pickup | Auto Trans; 6.5L; 2 Piece Driveshaft; 1.062" Cup Dia. | B | 1 | 5-213X* | 5-1330-1X* 5-1330X** | 15-213X |
| 1968-1972 | C30 Pickup | Standard Trans; 2 Piece Driveshaft; 1.188" Cup Dia. | B | 1 | 5-178X* | 5-1350-1X* 5-1350X** | 15-178X |

* GREASEABLE ** NON-GREASEABLE

RWD



Chevrolet (Cont'd)

| Year | Model | Description | Fig. | Location | Spicer Part # | SPL Part # | SVL Part # |
|-----------|--------------|--|------|----------|---------------|-------------------------|------------|
| 1968-1972 | C30 Pickup | 2 Piece Driveshaft; 1.188" Cup Dia. | B | 2,3 | 5-178X* | 5-1350-1X* 5-1350X** | 15-178X |
| 1969 | C30 Pickup | Auto Trans; 4.1L; 4.8L; 5.0L; 5.7L; 2 Piece Driveshaft; 1.062" Cup Dia. | B | 1 | 5-153X* | 5-1310-1X* 5-1310X** | 15-153X |
| 1970-1972 | C30 Pickup | Auto Trans; 2 Piece Driveshaft; 1.062" Cup Dia. | B | 1 | 5-153X* | 5-1310-1X* 5-1310X** | 15-153X |
| 1973-1974 | C30 Pickup | Cab & Chassis; Crew Cab; Standard Cab; 2 Piece Driveshaft; 1.188" Cup Dia. | B | 1,2 | 5-178X* | 5-1350-1X* 5-1350X** | 15-178X |
| | C30 Pickup | Cab & Chassis; Standard Cab; 2 Piece Driveshaft; 1.062" Cup Dia. | B | 1,2 | 5-153X* | 5-1310-1X* 5-1310X** | 15-153X |
| | C30 Pickup | 2 Piece Driveshaft; 1.188" Cup Dia. | B | 3 | 5-178X* | 5-1350-1X* 5-1350X** | 15-178X |
| 1988-1990 | C3500 | 2 Piece Driveshaft; w/ Aluminum Driveshaft | B | 1,2,3 | | 5-3615X | |
| | C3500 | 2 Piece Driveshaft; w/ Steel Driveshaft | B | 1,2,3 | 5-178X* | 5-1350-1X* 5-1350X** | 15-178X |
| 1991 | C3500 | Extended Cab; Standard Cab; 2 Piece Driveshaft; w/ Aluminum Driveshaft | B | 1,2,3 | | 5-3615X | |
| | C3500 | Extended Cab; Standard Cab; 2 Piece Driveshaft; w/ Steel Driveshaft | B | 1,2,3 | 5-178X* | 5-1350-1X* 5-1350X** | 15-178X |
| 1992-1996 | C3500 | Exc. Cab & Chassis; 2 Piece Driveshaft; w/ Aluminum Driveshaft | B | 1,2,3 | | 5-3615X | |
| | C3500 | Exc. Cab & Chassis; 2 Piece Driveshaft; w/ Steel Driveshaft | B | 1,2,3 | 5-178X* | 5-1350-1X* 5-1350X** | 15-178X |
| | C3500 | Cab & Chassis; 3 Piece Driveshaft | R | 1,2,3,4 | 5-160X* | 5-1410-1X* 5-1410X** | 15-160X |
| 1997-1998 | C3500 | 183.3" WB; Cab & Chassis; 3 Piece Driveshaft | R | 1,2,3,4 | 5-160X* | 5-1410-1X* 5-1410X** | 15-160X |
| 1997-1999 | C3500 | 131.5" WB; 155.5" WB; Exc. Cab & Chassis; 2 Piece Driveshaft; w/ Aluminum Driveshaft | B | 1,2,3 | | 5-3615X | |
| | C3500 | 131.5" WB; 155.5" WB; Exc. Cab & Chassis; 2 Piece Driveshaft; w/ Steel Driveshaft | B | 1,2,3 | 5-178X* | 5-1350-1X* 5-1350X** | 15-178X |
| 1999 | C3500 | 3 Piece Driveshaft | R | 1,2,3,4 | 5-160X* | 5-1410-1X* 5-1410X** | 15-160X |
| 2000 | C3500 | V8 5.7L; 159.5in WB; 1 Piece Driveshaft | A | 1,2 | 5-160X* | 5-1410-1X* 5-1410X** | 15-160X |
| | C3500 | V8 6.5L; 159.5in WB; 1 Piece Driveshaft | A | 1,2 | 5-160X* | 5-1410-1X* 5-1410X** | 15-160X |
| | C3500 | V8 7.4L; 159.5in WB; 1 Piece Driveshaft | A | 1,2 | 5-160X* | 5-1410-1X* 5-1410X** | 15-160X |
| 1995-1996 | C60 Kodiak | 1480/148N Series; Propeller Shaft Center Support | B | CB | 210866-1X | | |
| 1997-2002 | C6500 Kodiak | 1480/148N Series; Propeller Shaft Center Support | B | CB | 210866-1X | | |
| 1995-1996 | C70 Kodiak | 1480/148N Series; Propeller Shaft Center Support | B | CB | 210866-1X | | |
| 1997-2002 | C7500 Kodiak | 1480/148N Series; Propeller Shaft Center Support | B | CB | 210866-1X | | |
| 2005 | Colorado | Standard Cab; 1 Piece Driveshaft | A | 1 | 5-213X* | 5-1330-1X* 5-1330X** | 15-213X |
| | Colorado | Standard Cab; 1 Piece Driveshaft | A | 2 | 5-212X* | 5-793X** | |

* GREASEABLE ** NON-GREASEABLE

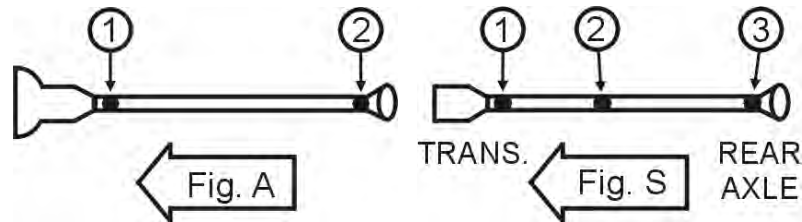
R
W
D

Chevrolet (Cont'd)

| Year | Model | Description | Fig. | Location | Spicer Part # | SPL Part # | SVL Part # |
|-----------|--------------|---|------|----------|---------------|-------------------------|------------|
| 2005 | Colorado | Crew Cab; 2 Piece Driveshaft | S | 1,2 | 5-213X* | 5-1330-1X* 5-1330X** | 15-213X |
| | Colorado | Extended Cab; 2 Piece Driveshaft | S | 1,2 | 5-213X* | 5-1330-1X* 5-1330X** | 15-213X |
| | Colorado | Crew Cab; 2 Piece Driveshaft | S | 3 | 5-212X* | 5-793X** | |
| | Colorado | Extended Cab; 2 Piece Driveshaft | S | 3 | 5-212X* | 5-793X** | |
| 2006-2012 | Colorado | 1 Piece Driveshaft | A | 1 | 5-213X* | 5-1330-1X* 5-1330X** | 15-213X |
| | Colorado | 1 Piece Driveshaft | A | 2 | 5-212X* | 5-793X** | |
| | Colorado | 2 Piece Driveshaft | S | 1,2 | 5-213X* | 5-1330-1X* 5-1330X** | 15-213X |
| 2015-2016 | Colorado | 2 Piece Driveshaft | S | 3 | 5-212X* | 5-793X** | |
| | Colorado | 1 Piece Driveshaft | A | 1,2 | 5-178X* | 5-1350-1X* 5-1350X** | 15-178X |
| 1964-1975 | Colorado | 2 Piece Driveshaft | S | 1,2,3 | 5-178X* | 5-1350-1X* 5-1350X** | 15-178X |
| | El Camino | | A | 1,2 | 5-153X* | 5-1310-1X* 5-1310X** | 15-153X |
| 1976-1987 | El Camino | | A | 1,2 | 5-3147X* | 5-795X** | 15-3147X |
| 1996-1999 | Express 1500 | 1 Piece Driveshaft; w/ Aluminum Driveshaft | A | 1,2 | | 5-3615X | |
| | Express 1500 | 1 Piece Driveshaft; w/ Steel Driveshaft | A | 1,2 | 5-178X* | 5-1350-1X* 5-1350X** | 15-178X |
| 2000-2014 | Express 1500 | 1 Piece Driveshaft | A | 1,2 | 5-178X* | 5-1350-1X* 5-1350X** | 15-178X |
| 1996-1999 | Express 2500 | 135.0" WB; 1 Piece Driveshaft; w/ Aluminum Driveshaft | A | 1,2 | | 5-3615X | |
| | Express 2500 | 135.0" WB; 1 Piece Driveshaft; w/ Steel Driveshaft | A | 1,2 | 5-178X* | 5-1350-1X* 5-1350X** | 15-178X |
| | Express 2500 | 155.0" WB; 2 Piece Driveshaft; w/ Aluminum Driveshaft | S | 1,2,3 | | 5-3615X | |
| | Express 2500 | 155.0" WB; 2 Piece Driveshaft; w/ Steel Driveshaft | S | 1,2,3 | 5-178X* | 5-1350-1X* 5-1350X** | 15-178X |
| 2000 | Express 2500 | 135.0in WB; 1 Piece Driveshaft | A | 1 | 5-178X* | 5-1350-1X* 5-1350X** | 15-178X |
| | Express 2500 | V6 4.3L; 135.0in WB; 1 Piece Driveshaft | A | 2 | 5-178X* | 5-1350-1X* 5-1350X** | 15-178X |
| | Express 2500 | V8 5.0L; 135.0in WB; 1 Piece Driveshaft | A | 2 | 5-178X* | 5-1350-1X* 5-1350X** | 15-178X |
| | Express 2500 | V8 5.7L; 135.0in WB; 1 Piece Driveshaft | A | 2 | 5-178X* | 5-1350-1X* 5-1350X** | 15-178X |
| | Express 2500 | V8 6.5L; 135.0in WB; 1 Piece Driveshaft | A | 2 | 5-178X* | 5-1350-1X* 5-1350X** | 15-178X |
| | Express 2500 | 155.0in WB; 2 Piece Driveshaft | S | 1 | 5-178X* | 5-1350-1X* 5-1350X** | 15-178X |
| | Express 2500 | V6 4.3L; 155.0in WB; 2 Piece Driveshaft | S | 2,3 | 5-178X* | 5-1350-1X* 5-1350X** | 15-178X |
| | Express 2500 | V8 5.0L; 155.0in WB; 2 Piece Driveshaft | S | 2,3 | 5-178X* | 5-1350-1X* 5-1350X** | 15-178X |
| | Express 2500 | V8 5.7L; 155.0in WB; 2 Piece Driveshaft | S | 2,3 | 5-178X* | 5-1350-1X* 5-1350X** | 15-178X |
| | Express 2500 | V8 6.5L; 155.0in WB; 2 Piece Driveshaft | S | 2,3 | 5-178X* | 5-1350-1X* 5-1350X** | 15-178X |
| 2001 | Express 2500 | V8 5.7L; 135.0in WB; 1 Piece Driveshaft | A | 1,2 | 5-178X* | 5-1350-1X* 5-1350X** | 15-178X |
| | Express 2500 | V8 5.7L; 155.0in WB; 2 Piece Driveshaft | S | 1,2,3 | 5-178X* | 5-1350-1X* 5-1350X** | 15-178X |
| 2001-2002 | Express 2500 | V8 5.0L; 135.0in WB; 1 Piece Driveshaft | A | 1,2 | 5-178X* | 5-1350-1X* 5-1350X** | 15-178X |
| | Express 2500 | V8 6.5L; 135.0in WB; 1 Piece Driveshaft | A | 1,2 | 5-178X* | 5-1350-1X* 5-1350X** | 15-178X |
| | Express 2500 | V8 5.0L; 155.0in WB; 2 Piece Driveshaft | S | 1,2,3 | 5-178X* | 5-1350-1X* 5-1350X** | 15-178X |
| | Express 2500 | V8 6.5L; 155.0in WB; 2 Piece Driveshaft | S | 1,2,3 | 5-178X* | 5-1350-1X* 5-1350X** | 15-178X |

* GREASEABLE ** NON-GREASEABLE

RWD



Chevrolet (Cont'd)

| Year | Model | Description | Fig. | Location | Spicer Part # | SPL Part # | SVL Part # |
|-----------|--------------|---|------|----------|---------------|-------------------------|------------|
| 2001-2005 | Express 2500 | V6 4.3L; 135.0in WB; 1 Piece Driveshaft | A | 1,2 | 5-178X* | 5-1350-1X* 5-1350X** | 15-178X |
| | Express 2500 | V6 4.3L; 155.0in WB; 2 Piece Driveshaft | S | 1,2,3 | 5-178X* | 5-1350-1X* 5-1350X** | 15-178X |
| 2002 | Express 2500 | V8 5.7L; 135.0in WB; 1 Piece Driveshaft | A | 1 | 5-178X* | 5-1350-1X* 5-1350X** | 15-178X |
| | Express 2500 | V8 5.7L; Bi-Fuel; 135.0in WB; 1 Piece Driveshaft | A | 2 | 5-178X* | 5-1350-1X* 5-1350X** | 15-178X |
| | Express 2500 | V8 5.7L; Gas; 135.0in WB; 1 Piece Driveshaft | A | 2 | 5-178X* | 5-1350-1X* 5-1350X** | 15-178X |
| | Express 2500 | V8 5.7L; 155.0in WB; 2 Piece Driveshaft | S | 1,2 | 5-178X* | 5-1350-1X* 5-1350X** | 15-178X |
| | Express 2500 | V8 5.7L; Bi-Fuel; 155.0in WB; 2 Piece Driveshaft | S | 3 | 5-178X* | 5-1350-1X* 5-1350X** | 15-178X |
| | Express 2500 | V8 5.7L; Gas; 155.0in WB; 2 Piece Driveshaft | S | 3 | 5-178X* | 5-1350-1X* 5-1350X** | 15-178X |
| | Express 2500 | V8 6.0L; 155.0in WB; 2 Piece Driveshaft | S | 1,2,3 | 5-178X* | 5-1350-1X* 5-1350X** | 15-178X |
| 2003-2005 | Express 2500 | V8 5.3L; 135.0in WB; 1 Piece Driveshaft | A | 1,2 | 5-178X* | 5-1350-1X* 5-1350X** | 15-178X |
| | Express 2500 | V8 4.8L; 155.0in WB; 2 Piece Driveshaft | S | 1,2,3 | 5-178X* | 5-1350-1X* 5-1350X** | 15-178X |
| | Express 2500 | V8 5.3L; 155.0in WB; 2 Piece Driveshaft | S | 1,2,3 | 5-178X* | 5-1350-1X* 5-1350X** | 15-178X |
| 2003-2007 | Express 2500 | V8 4.8L; 135.0in WB; 1 Piece Driveshaft | A | 1,2 | 5-178X* | 5-1350-1X* 5-1350X** | 15-178X |
| 2004 | Express 2500 | V8 6.0L; CNG; 135.0in WB; 1 Piece Driveshaft | A | 2 | 5-178X* | 5-1350-1X* 5-1350X** | 15-178X |
| | Express 2500 | V8 6.0L; Gas; 135.0in WB; 1 Piece Driveshaft | A | 2 | 5-178X* | 5-1350-1X* 5-1350X** | 15-178X |
| | Express 2500 | V8 6.0L; CNG; 155.0in WB; 2 Piece Driveshaft | S | 2,3 | 5-178X* | 5-1350-1X* 5-1350X** | 15-178X |
| | Express 2500 | V8 6.0L; Gas; 155.0in WB; 2 Piece Driveshaft | S | 2,3 | 5-178X* | 5-1350-1X* 5-1350X** | 15-178X |
| 2005 | Express 2500 | V8 6.0L; CNG; 155.0in WB; 2 Piece Driveshaft | S | 2 | 5-178X* | 5-1350-1X* 5-1350X** | 15-178X |
| | Express 2500 | V8 6.0L; Gas; 155.0in WB; 2 Piece Driveshaft | S | 2 | 5-178X* | 5-1350-1X* 5-1350X** | 15-178X |
| 2005-2007 | Express 2500 | V8 6.0L; 135.0in WB; 1 Piece Driveshaft | A | 1,2 | 5-178X* | 5-1350-1X* 5-1350X** | 15-178X |
| | Express 2500 | V8 6.0L; 155.0in WB; 2 Piece Driveshaft | S | 1,3 | 5-178X* | 5-1350-1X* 5-1350X** | 15-178X |
| 2006 | Express 2500 | V8 6.6L; 135.0in WB; 1 Piece Driveshaft | A | 1,2 | 5-178X* | 5-1350-1X* 5-1350X** | 15-178X |
| | Express 2500 | V8 6.6L; 155.0in WB; 2 Piece Driveshaft | S | 1,3 | 5-178X* | 5-1350-1X* 5-1350X** | 15-178X |
| | Express 2500 | 155.0in WB; 2 Piece Driveshaft | S | 2 | 5-178X* | 5-1350-1X* 5-1350X** | 15-178X |
| 2006-2007 | Express 2500 | V8 4.8L; 155.0in WB; 2 Piece Driveshaft | S | 1,3 | 5-178X* | 5-1350-1X* 5-1350X** | 15-178X |
| 2007 | Express 2500 | V8 6.6L; LLY Engine; 135.0in WB; 1 Piece Driveshaft | A | 1,2 | 5-178X* | 5-1350-1X* 5-1350X** | 15-178X |
| | Express 2500 | V8 6.6L; LMM Engine; 135.0in WB; 1 Piece Driveshaft | A | 1,2 | 5-178X* | 5-1350-1X* 5-1350X** | 15-178X |

* GREASEABLE ** NON-GREASEABLE

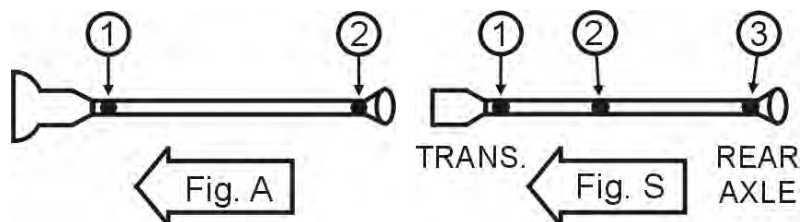
RWD

Chevrolet (Cont'd)

| Year | Model | Description | Fig. | Location | Spicer Part # | SPL Part # | SVL Part # |
|-----------|--------------|--|------|----------|---------------|-------------------------|------------|
| 2007 | Express 2500 | V8 6.6L; LLY Engine; 155.0in WB; 2 Piece Driveshaft | S | 1,3 | 5-178X* | 5-1350-1X* 5-1350X** | 15-178X |
| | Express 2500 | V8 6.6L; LMM Engine; 155.0in WB; 2 Piece Driveshaft | S | 1,3 | 5-178X* | 5-1350-1X* 5-1350X** | 15-178X |
| | Express 2500 | V8 4.8L; Base; 155.0in WB; 2 Piece Driveshaft | S | 2 | 5-178X* | 5-1350-1X* 5-1350X** | 15-178X |
| | Express 2500 | V8 6.0L; Base; 155.0in WB; 2 Piece Driveshaft | S | 2 | 5-178X* | 5-1350-1X* 5-1350X** | 15-178X |
| | Express 2500 | V8 6.6L; LLY Engine; Base; 155.0in WB; 2 Piece Driveshaft | S | 2 | 5-178X* | 5-1350-1X* 5-1350X** | 15-178X |
| | Express 2500 | V8 6.6L; LMM Engine; Base; 155.0in WB; 2 Piece Driveshaft | S | 2 | 5-178X* | 5-1350-1X* 5-1350X** | 15-178X |
| 2008-2010 | Express 2500 | V8 4.8L; 135.0in WB; 1 Piece Driveshaft | A | 1 | 5-178X* | 5-1350-1X* 5-1350X** | 15-178X |
| | Express 2500 | V8 6.0L; 135.0in WB; 1 Piece Driveshaft | A | 1 | 5-178X* | 5-1350-1X* 5-1350X** | 15-178X |
| | Express 2500 | V8 6.6L; 135.0in WB; 1 Piece Driveshaft | A | 1 | 5-178X* | 5-1350-1X* 5-1350X** | 15-178X |
| | Express 2500 | 135.0in WB; 1 Piece Driveshaft | A | 2 | 5-178X* | 5-1350-1X* 5-1350X** | 15-178X |
| | Express 2500 | V8 4.8L; 155.0in WB; 2 Piece Driveshaft | S | 1 | 5-178X* | 5-1350-1X* 5-1350X** | 15-178X |
| | Express 2500 | V8 6.0L; 155.0in WB; 2 Piece Driveshaft | S | 1 | 5-178X* | 5-1350-1X* 5-1350X** | 15-178X |
| | Express 2500 | V8 6.6L; 155.0in WB; 2 Piece Driveshaft | S | 1 | 5-178X* | 5-1350-1X* 5-1350X** | 15-178X |
| | Express 2500 | Base; 155.0in WB; 2 Piece Driveshaft | S | 2 | 5-178X* | 5-1350-1X* 5-1350X** | 15-178X |
| | Express 2500 | 155.0in WB; 2 Piece Driveshaft | S | 3 | 5-178X* | 5-1350-1X* 5-1350X** | 15-178X |
| 2011-2016 | Express 2500 | V8 4.8L; 135.0in WB; 1 Piece Driveshaft | A | 1,2 | 5-160X* | 5-1410-1X* 5-1410X** | 15-160X |
| | Express 2500 | V8 6.0L; 135.0in WB; 1 Piece Driveshaft | A | 1,2 | 5-160X* | 5-1410-1X* 5-1410X** | 15-160X |
| | Express 2500 | V8 6.6L; 135.0in WB; 1 Piece Driveshaft | A | 1,2 | 5-188X* | SPL55-1X* SPL55X** | 15-188X |
| | Express 2500 | V8 4.8L; 155.0in WB; 2 Piece Driveshaft | S | 1,3 | 5-160X* | 5-1410-1X* 5-1410X** | 15-160X |
| | Express 2500 | V8 6.0L; 155.0in WB; 2 Piece Driveshaft | S | 1,3 | 5-160X* | 5-1410-1X* 5-1410X** | 15-160X |
| | Express 2500 | V8 6.6L; 155.0in WB; 2 Piece Driveshaft | S | 1,3 | 5-188X* | SPL55-1X* SPL55X** | 15-188X |
| | Express 2500 | V8 4.8L; Base; 155.0in WB; 2 Piece Driveshaft | S | 2 | 5-160X* | 5-1410-1X* 5-1410X** | 15-160X |
| | Express 2500 | V8 6.0L; Base; 155.0in WB; 2 Piece Driveshaft | S | 2 | 5-160X* | 5-1410-1X* 5-1410X** | 15-160X |
| | Express 2500 | V8 6.6L; Base; 155.0in WB; 2 Piece Driveshaft | S | 2 | 5-188X* | SPL55-1X* SPL55X** | 15-188X |
| 1996-1999 | Express 3500 | 135.0" WB; 139.0" WB; 1 Piece Aluminum Driveshaft | A | 1,2 | | 5-3615X | |
| | Express 3500 | 135.0" WB; 139.0" WB; 1 Piece Steel Driveshaft | A | 1,2 | 5-178X* | 5-1350-1X* 5-1350X** | 15-178X |
| | Express 3500 | 155.0" WB; 159.0" WB; 177.0" WB; 2 Piece Aluminum Driveshaft | S | 1,2,3 | | 5-3615X | |
| | Express 3500 | 155.0" WB; 159.0" WB; 177.0" WB; 2 Piece Steel Driveshaft | S | 1,2,3 | 5-178X* | 5-1350-1X* 5-1350X** | 15-178X |
| 2000 | Express 3500 | V8 7.4L; 135.0in WB; 1 Piece Driveshaft | A | 1,2 | 5-178X* | 5-1350-1X* 5-1350X** | 15-178X |
| | Express 3500 | V8 7.4L; 139.0in WB; 2 Piece Driveshaft; Dual Rear Wheels | S | 1,2,3 | 5-160X* | 5-1410-1X* 5-1410X** | 15-160X |
| | Express 3500 | V8 7.4L; 139.0in WB; 2 Piece Driveshaft; Single Rear Wheels | S | 1,2,3 | 5-178X* | 5-1350-1X* 5-1350X** | 15-178X |
| | Express 3500 | V8 7.4L; 155.0in WB; 2 Piece Driveshaft; Dual Rear Wheels | S | 1,2,3 | 5-160X* | 5-1410-1X* 5-1410X** | 15-160X |

* GREASEABLE ** NON-GREASEABLE

R
W
D



Chevrolet (Cont'd)

| Year | Model | Description | Fig. | Location | Spicer Part # | SPL Part # | SVL Part # |
|-----------|--------------|---|------|----------|---------------|-------------------------|------------|
| 2000 | Express 3500 | V8 7.4L; 155.0in WB; 2 Piece Driveshaft; Single Rear Wheels | S | 1,2,3 | 5-178X* | 5-1350-1X* 5-1350X** | 15-178X |
| | Express 3500 | V8 7.4L; 159.0in WB; 2 Piece Driveshaft; Dual Rear Wheels | S | 1,2,3 | 5-160X* | 5-1410-1X* 5-1410X** | 15-160X |
| | Express 3500 | V8 7.4L; 159.0in WB; 2 Piece Driveshaft; Single Rear Wheels | S | 1,2,3 | 5-178X* | 5-1350-1X* 5-1350X** | 15-178X |
| | Express 3500 | V8 7.4L; 177.0in WB; 2 Piece Driveshaft; Dual Rear Wheels | S | 1,2,3 | 5-160X* | 5-1410-1X* 5-1410X** | 15-160X |
| | Express 3500 | V8 7.4L; 177.0in WB; 2 Piece Driveshaft; Single Rear Wheels | S | 1,2,3 | 5-178X* | 5-1350-1X* 5-1350X** | 15-178X |
| 2000-2001 | Express 3500 | V8 6.5L; 155.0in WB; 2 Piece Driveshaft | S | 1,2,3 | 5-178X* | 5-1350-1X* 5-1350X** | 15-178X |
| 2000-2002 | Express 3500 | V8 5.7L; 135.0in WB; 1 Piece Driveshaft | A | 1,2 | 5-178X* | 5-1350-1X* 5-1350X** | 15-178X |
| | Express 3500 | V8 6.5L; 135.0in WB; 1 Piece Driveshaft | A | 1,2 | 5-178X* | 5-1350-1X* 5-1350X** | 15-178X |
| | Express 3500 | V8 5.7L; 139.0in WB; 2 Piece Driveshaft | S | 1,2,3 | 5-178X* | 5-1350-1X* 5-1350X** | 15-178X |
| | Express 3500 | V8 5.7L; 155.0in WB; 2 Piece Driveshaft | S | 1,2,3 | 5-178X* | 5-1350-1X* 5-1350X** | 15-178X |
| | Express 3500 | V8 5.7L; 159.0in WB; 2 Piece Driveshaft | S | 1,2,3 | 5-178X* | 5-1350-1X* 5-1350X** | 15-178X |
| | Express 3500 | V8 5.7L; 177.0in WB; 2 Piece Driveshaft | S | 1,2,3 | 5-178X* | 5-1350-1X* 5-1350X** | 15-178X |
| | Express 3500 | V8 6.5L; 139.0in WB; 2 Piece Driveshaft | S | 1,2,3 | 5-178X* | 5-1350-1X* 5-1350X** | 15-178X |
| | Express 3500 | V8 6.5L; 159.0in WB; 2 Piece Driveshaft | S | 1,2,3 | 5-178X* | 5-1350-1X* 5-1350X** | 15-178X |
| | Express 3500 | V8 6.5L; 177.0in WB; 2 Piece Driveshaft | S | 1,2,3 | 5-178X* | 5-1350-1X* 5-1350X** | 15-178X |
| 2001-2002 | Express 3500 | V8 8.1L; 135.0in WB; 1 Piece Driveshaft | A | 1,2 | 5-178X* | 5-1350-1X* 5-1350X** | 15-178X |
| | Express 3500 | V8 8.1L; 139.0in WB; 2 Piece Driveshaft; Dual Rear Wheels | S | 1,2,3 | 5-160X* | 5-1410-1X* 5-1410X** | 15-160X |
| | Express 3500 | V8 8.1L; 139.0in WB; 2 Piece Driveshaft; Single Rear Wheels | S | 1,2,3 | 5-178X* | 5-1350-1X* 5-1350X** | 15-178X |
| | Express 3500 | V8 8.1L; 155.0in WB; 2 Piece Driveshaft; Dual Rear Wheels | S | 1,2,3 | 5-160X* | 5-1410-1X* 5-1410X** | 15-160X |
| | Express 3500 | V8 8.1L; 155.0in WB; 2 Piece Driveshaft; Single Rear Wheels | S | 1,2,3 | 5-178X* | 5-1350-1X* 5-1350X** | 15-178X |
| | Express 3500 | V8 8.1L; 159.0in WB; 2 Piece Driveshaft; Dual Rear Wheels | S | 1,2,3 | 5-160X* | 5-1410-1X* 5-1410X** | 15-160X |
| | Express 3500 | V8 8.1L; 159.0in WB; 2 Piece Driveshaft; Single Rear Wheels | S | 1,2,3 | 5-178X* | 5-1350-1X* 5-1350X** | 15-178X |
| | Express 3500 | V8 8.1L; 177.0in WB; 2 Piece Driveshaft; Dual Rear Wheels | S | 1,2,3 | 5-160X* | 5-1410-1X* 5-1410X** | 15-160X |
| | Express 3500 | V8 8.1L; 177.0in WB; 2 Piece Driveshaft; Single Rear Wheels | S | 1,2,3 | 5-178X* | 5-1350-1X* 5-1350X** | 15-178X |
| 2003-2004 | Express 3500 | V8 6.0L; CNG; 139.0in WB; 1 Piece Driveshaft | A | 1,2 | 5-160X* | 5-1410-1X* 5-1410X** | 15-160X |
| | Express 3500 | V8 6.0L; Gas; 139.0in WB; 1 Piece Driveshaft | A | 1,2 | 5-160X* | 5-1410-1X* 5-1410X** | 15-160X |
| 2003-2005 | Express 3500 | V8 6.0L; CNG; 135.0in WB; 1 Piece Driveshaft | A | 1,2 | 5-178X* | 5-1350-1X* 5-1350X** | 15-178X |

* GREASEABLE ** NON-GREASEABLE

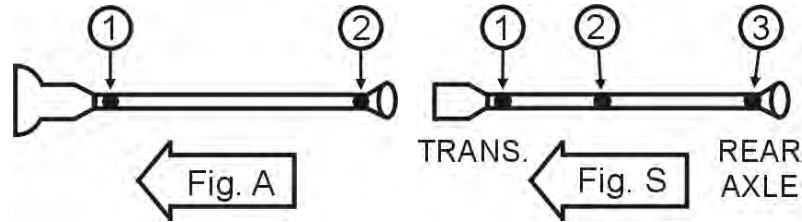
RWD

Chevrolet (Cont'd)

| Year | Model | Description | Fig. | Location | Spicer Part # | SPL Part # | SVL Part # |
|--------------|--|--|------|----------|-------------------------|-------------------------|------------|
| 2003-2005 | Express 3500 | V8 6.0L; Gas; 135.0in WB; 1 Piece Driveshaft | A | 1,2 | 5-178X* | 5-1350-1X* 5-1350X** | 15-178X |
| | Express 3500 | V8 6.0L; CNG; 159.0in WB; 2 Piece Driveshaft | S | 1 | 5-178X* | 5-1350-1X* 5-1350X** | 15-178X |
| | Express 3500 | V8 6.0L; CNG; 177.0in WB; 2 Piece Driveshaft | S | 1 | 5-178X* | 5-1350-1X* 5-1350X** | 15-178X |
| | Express 3500 | V8 6.0L; Gas; 159.0in WB; 2 Piece Driveshaft | S | 1 | 5-178X* | 5-1350-1X* 5-1350X** | 15-178X |
| | Express 3500 | V8 6.0L; Gas; 177.0in WB; 2 Piece Driveshaft | S | 1 | 5-178X* | 5-1350-1X* 5-1350X** | 15-178X |
| | Express 3500 | V8 6.0L; CNG; 155.0in WB; 2 Piece Driveshaft | S | 1,2,3 | 5-178X* | 5-1350-1X* 5-1350X** | 15-178X |
| | Express 3500 | V8 6.0L; Gas; 155.0in WB; 2 Piece Driveshaft | S | 1,2,3 | 5-178X* | 5-1350-1X* 5-1350X** | 15-178X |
| | Express 3500 | V8 6.0L; CNG; 159.0in WB; 2 Piece Driveshaft | S | 2,3 | 5-160X* | 5-1410-1X* 5-1410X** | 15-160X |
| | Express 3500 | V8 6.0L; CNG; 177.0in WB; 2 Piece Driveshaft | S | 2,3 | 5-160X* | 5-1410-1X* 5-1410X** | 15-160X |
| | Express 3500 | V8 6.0L; Gas; 159.0in WB; 2 Piece Driveshaft | S | 2,3 | 5-160X* | 5-1410-1X* 5-1410X** | 15-160X |
| Express 3500 | V8 6.0L; Gas; 177.0in WB; 2 Piece Driveshaft | S | 2,3 | 5-160X* | 5-1410-1X* 5-1410X** | 15-160X | |
| 2004 | Express 3500 | V8 4.8L; 139.0in WB; 1 Piece Driveshaft | A | 1,2 | 5-160X* | 5-1410-1X* 5-1410X** | 15-160X |
| 2004-2006 | Express 3500 | V8 4.8L; 177.0in WB; 2 Piece Driveshaft | S | 1 | 5-178X* | 5-1350-1X* 5-1350X** | 15-178X |
| | Express 3500 | V8 4.8L; 177.0in WB; 2 Piece Driveshaft | S | 2,3 | 5-160X* | 5-1410-1X* 5-1410X** | 15-160X |
| 2004-2010 | Express 3500 | V8 4.8L; 135.0in WB; 1 Piece Driveshaft | A | 1,2 | 5-178X* | 5-1350-1X* 5-1350X** | 15-178X |
| | Express 3500 | V8 4.8L; 159.0in WB; 2 Piece Driveshaft | S | 1 | 5-178X* | 5-1350-1X* 5-1350X** | 15-178X |
| | Express 3500 | V8 4.8L; 155.0in WB; 2 Piece Driveshaft | S | 1,2,3 | 5-178X* | 5-1350-1X* 5-1350X** | 15-178X |
| | Express 3500 | V8 4.8L; 159.0in WB; 2 Piece Driveshaft | S | 2,3 | 5-160X* | 5-1410-1X* 5-1410X** | 15-160X |
| 2005 | Express 3500 | V8 6.0L; CNG; 139.0in WB; 1 Piece Driveshaft; Dual Rear Wheels | A | 1,2 | 5-160X* | 5-1410-1X* 5-1410X** | 15-160X |
| | Express 3500 | V8 6.0L; CNG; 139.0in WB; 1 Piece Driveshaft; Single Rear Wheels | A | 1,2 | 5-178X* | 5-1350-1X* 5-1350X** | 15-178X |
| | Express 3500 | V8 6.0L; Gas; 139.0in WB; 1 Piece Driveshaft; Dual Rear Wheels | A | 1,2 | 5-160X* | 5-1410-1X* 5-1410X** | 15-160X |
| | Express 3500 | V8 6.0L; Gas; 139.0in WB; 1 Piece Driveshaft; Single Rear Wheels | A | 1,2 | 5-178X* | 5-1350-1X* 5-1350X** | 15-178X |
| 2005-2010 | Express 3500 | V8 4.8L; 139.0in WB; 1 Piece Driveshaft; Dual Rear Wheels | A | 1,2 | 5-160X* | 5-1410-1X* 5-1410X** | 15-160X |
| | Express 3500 | V8 4.8L; 139.0in WB; 1 Piece Driveshaft; Single Rear Wheels | A | 1,2 | 5-178X* | 5-1350-1X* 5-1350X** | 15-178X |
| 2006 | Express 3500 | V8 6.0L; 177.0in WB; 2 Piece Driveshaft | S | 1 | 5-178X* | 5-1350-1X* 5-1350X** | 15-178X |
| | Express 3500 | V8 6.6L; 177.0in WB; 2 Piece Driveshaft | S | 1 | 5-178X* | 5-1350-1X* 5-1350X** | 15-178X |
| | Express 3500 | V8 6.0L; 177.0in WB; 2 Piece Driveshaft | S | 2,3 | 5-160X* | 5-1410-1X* 5-1410X** | 15-160X |
| | Express 3500 | V8 6.6L; 177.0in WB; 2 Piece Driveshaft | S | 2,3 | 5-160X* | 5-1410-1X* 5-1410X** | 15-160X |
| 2006-2009 | Express 3500 | V8 6.0L; 135.0in WB; 1 Piece Driveshaft | A | 1,2 | 5-178X* | 5-1350-1X* 5-1350X** | 15-178X |
| | Express 3500 | V8 6.0L; 139.0in WB; 1 Piece Driveshaft; Dual Rear Wheels | A | 1,2 | 5-160X* | 5-1410-1X* 5-1410X** | 15-160X |
| | Express 3500 | V8 6.0L; 139.0in WB; 1 Piece Driveshaft; Single Rear Wheels | A | 1,2 | 5-178X* | 5-1350-1X* 5-1350X** | 15-178X |
| | Express 3500 | V8 6.6L; 135.0in WB; 1 Piece Driveshaft | A | 1,2 | 5-178X* | 5-1350-1X* 5-1350X** | 15-178X |

* GREASEABLE ** NON-GREASEABLE

RWD



Chevrolet (Cont'd)

| Year | Model | Description | Fig. | Location | Spicer Part # | SPL Part # | SVL Part # |
|-----------|--------------|---|------|----------|--------------------|--|--------------------|
| 2006-2009 | Express 3500 | V8 6.0L; 159.0in WB; 2 Piece Driveshaft | S | 1 | 5-178X* | 5-1350-1X* 5-1350X** | 15-178X |
| | Express 3500 | V8 6.0L; 155.0in WB; 2 Piece Driveshaft | S | 1,2,3 | 5-178X* | 5-1350-1X* 5-1350X** | 15-178X |
| | Express 3500 | V8 6.0L; 159.0in WB; 2 Piece Driveshaft | S | 2,3 | 5-160X* | 5-1410-1X* 5-1410X** | 15-160X |
| 2006-2010 | Express 3500 | V8 6.6L; 139.0in WB; 1 Piece Driveshaft; Dual Rear Wheels | A | 1,2 | 5-160X* | 5-1410-1X* 5-1410X** | 15-160X |
| | Express 3500 | V8 6.6L; 139.0in WB; 1 Piece Driveshaft; Single Rear Wheels | A | 1,2 | 5-178X* | 5-1350-1X* 5-1350X** | 15-178X |
| | Express 3500 | V8 6.6L; 159.0in WB; 2 Piece Driveshaft | S | 1 | 5-178X* | 5-1350-1X* 5-1350X** | 15-178X |
| | Express 3500 | V8 6.6L; 155.0in WB; 2 Piece Driveshaft | S | 1,2,3 | 5-178X* | 5-1350-1X* 5-1350X** | 15-178X |
| | Express 3500 | V8 6.6L; 159.0in WB; 2 Piece Driveshaft | S | 2,3 | 5-160X* | 5-1410-1X* 5-1410X** | 15-160X |
| 2010 | Express 3500 | V8 6.0L; 135.0in WB; 1 Piece Driveshaft | A | 1,2 | 5-160X* | 5-1410-1X* 5-1410X** | 15-160X |
| | Express 3500 | V8 6.0L; 139.0in WB; 1 Piece Driveshaft; Dual Rear Wheels | A | 1,2 | 5-188X* | SPL55-1X* SPL55X** | 15-188X |
| | Express 3500 | V8 6.0L; 139.0in WB; 1 Piece Driveshaft; Single Rear Wheels | A | 1,2 | 5-160X* | 5-1410-1X* 5-1410X** | 15-160X |
| | Express 3500 | V8 6.6L; 135.0in WB; 1 Piece Driveshaft | A | 2 | 5-178X* | 5-1350-1X* 5-1350X** | 15-178X |
| | Express 3500 | V8 6.0L; 159.0in WB; 2 Piece Driveshaft | S | 1 | 5-160X* | 5-1410-1X* 5-1410X** | 15-160X |
| | Express 3500 | V8 6.0L; 155.0in WB; 2 Piece Driveshaft | S | 1,2 | 5-160X* | 5-1410-1X* 5-1410X** | 15-160X |
| | Express 3500 | V8 6.0L; 155.0in WB; 2 Piece Driveshaft | S | 3 | 5-160X* 5-178X* | 5-1350-1X* 5-1350X** 5-1410-1X* 5-1410X** | 15-160X 15-178X |
| 2010-2016 | Express 3500 | V8 6.0L; 159.0in WB; 2 Piece Driveshaft | S | 2,3 | 5-188X* | SPL55-1X* SPL55X** | 15-188X |
| 2011 | Express 3500 | V8 6.6L; 1 Piece Driveshaft | A | 2 | 5-188X* | SPL55-1X* SPL55X** | 15-188X |
| | Express 3500 | V8 6.6L; 2 Piece Driveshaft | S | 1 | 5-188X* | SPL55-1X* SPL55X** | 15-188X |
| 2011-2016 | Express 3500 | V8 4.8L; 155.0in WB; 1 Piece Driveshaft | A | 1 | 5-160X* | 5-1410-1X* 5-1410X** | 15-160X |
| | Express 3500 | V8 4.8L; 159.0in WB; 1 Piece Driveshaft | A | 1 | 5-188X* | SPL55-1X* SPL55X** | 15-188X |
| | Express 3500 | V8 4.8L; 177.0in WB; 1 Piece Driveshaft | A | 1 | 5-188X* | SPL55-1X* SPL55X** | 15-188X |
| | Express 3500 | V8 6.0L; 155.0in WB; 1 Piece Driveshaft | A | 1 | 5-160X* | 5-1410-1X* 5-1410X** | 15-160X |
| | Express 3500 | V8 6.0L; 159.0in WB; 1 Piece Driveshaft | A | 1 | 5-188X* | SPL55-1X* SPL55X** | 15-188X |
| | Express 3500 | V8 6.0L; 177.0in WB; 1 Piece Driveshaft | A | 1 | 5-188X* | SPL55-1X* SPL55X** | 15-188X |
| | Express 3500 | V8 4.8L; 135.0in WB; 1 Piece Driveshaft | A | 2 | 5-188X* | SPL55-1X* SPL55X** | 15-188X |
| | Express 3500 | V8 4.8L; 139.0in WB; 1 Piece Driveshaft | A | 2 | 5-188X* | SPL55-1X* SPL55X** | 15-188X |

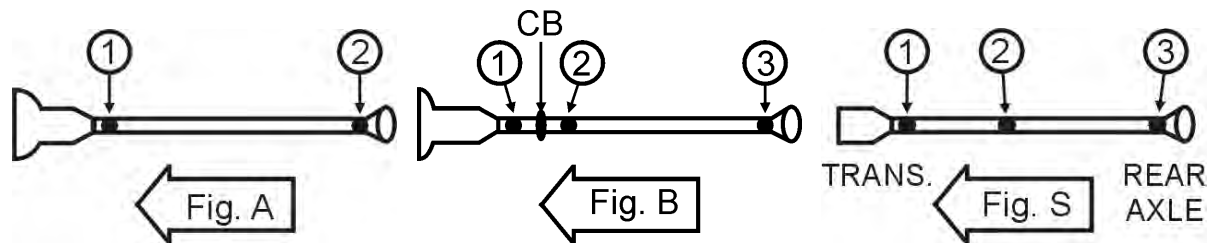
* GREASEABLE ** NON-GREASEABLE

Chevrolet (Cont'd)

| Year | Model | Description | Fig. | Location | Spicer Part # | SPL Part # | SVL Part # |
|-----------|--------------|---|------|----------|---------------|-------------------------|------------|
| 2011-2016 | Express 3500 | V8 6.0L; 135.0in WB; 1 Piece Driveshaft | A | 2 | 5-188X* | SPL55-1X* SPL55X** | 15-188X |
| | Express 3500 | V8 6.0L; 139.0in WB; 1 Piece Driveshaft | A | 2 | 5-188X* | SPL55-1X* SPL55X** | 15-188X |
| | Express 3500 | V8 4.8L; 135.0in WB; 2 Piece Driveshaft | S | 1 | 5-188X* | SPL55-1X* SPL55X** | 15-188X |
| | Express 3500 | V8 4.8L; 139.0in WB; 2 Piece Driveshaft | S | 1 | 5-188X* | SPL55-1X* SPL55X** | 15-188X |
| | Express 3500 | V8 6.0L; 135.0in WB; 2 Piece Driveshaft | S | 1 | 5-188X* | SPL55-1X* SPL55X** | 15-188X |
| | Express 3500 | V8 6.0L; 139.0in WB; 2 Piece Driveshaft | S | 1 | 5-188X* | SPL55-1X* SPL55X** | 15-188X |
| | Express 3500 | V8 4.8L; 155.0in WB; 2 Piece Driveshaft | S | 2,3 | 5-160X* | 5-1410-1X* 5-1410X** | 15-160X |
| | Express 3500 | V8 4.8L; 159.0in WB; 2 Piece Driveshaft | S | 2,3 | 5-188X* | SPL55-1X* SPL55X** | 15-188X |
| | Express 3500 | V8 4.8L; 177.0in WB; 2 Piece Driveshaft | S | 2,3 | 5-188X* | SPL55-1X* SPL55X** | 15-188X |
| | Express 3500 | V8 6.0L; 155.0in WB; 2 Piece Driveshaft | S | 2,3 | 5-160X* | 5-1410-1X* 5-1410X** | 15-160X |
| | Express 3500 | V8 6.0L; 177.0in WB; 2 Piece Driveshaft | S | 2,3 | 5-188X* | SPL55-1X* SPL55X** | 15-188X |
| 2012-2016 | Express 3500 | V8 6.6L; 155.0in WB; 1 Piece Driveshaft | A | 1 | 5-188X* | SPL55-1X* SPL55X** | 15-188X |
| | Express 3500 | V8 6.6L; 159.0in WB; 1 Piece Driveshaft | A | 1 | 5-188X* | SPL55-1X* SPL55X** | 15-188X |
| | Express 3500 | V8 6.6L; 177.0in WB; 1 Piece Driveshaft | A | 1 | 5-188X* | SPL55-1X* SPL55X** | 15-188X |
| | Express 3500 | V8 6.6L; 135.0in WB; 1 Piece Driveshaft | A | 2 | 5-188X* | SPL55-1X* SPL55X** | 15-188X |
| | Express 3500 | V8 6.6L; 139.0in WB; 1 Piece Driveshaft | A | 2 | 5-188X* | SPL55-1X* SPL55X** | 15-188X |
| | Express 3500 | V8 6.6L; 135.0in WB; 2 Piece Driveshaft | S | 1 | 5-188X* | SPL55-1X* SPL55X** | 15-188X |
| | Express 3500 | V8 6.6L; 139.0in WB; 2 Piece Driveshaft | S | 1 | 5-188X* | SPL55-1X* SPL55X** | 15-188X |
| | Express 3500 | V8 6.6L; 155.0in WB; 2 Piece Driveshaft | S | 2,3 | 5-188X* | SPL55-1X* SPL55X** | 15-188X |
| | Express 3500 | V8 6.6L; 159.0in WB; 2 Piece Driveshaft | S | 2,3 | 5-188X* | SPL55-1X* SPL55X** | 15-188X |
| | Express 3500 | V8 6.6L; 177.0in WB; 2 Piece Driveshaft | S | 2,3 | 5-188X* | SPL55-1X* SPL55X** | 15-188X |
| 2009-2016 | Express 4500 | 1 Piece Driveshaft | A | 1 | 5-188X* | SPL55-1X* SPL55X** | 15-188X |
| | Express 4500 | 2 Piece Driveshaft | S | 2,3 | 5-188X* | SPL55-1X* SPL55X** | 15-188X |
| 1975-1977 | G10 | 1 Piece Driveshaft | A | 1,2 | 5-153X* | 5-1310-1X* 5-1310X** | 15-153X |
| | G10 | 2 Piece Driveshaft | B | 1,2,3 | 5-153X* | 5-1310-1X* 5-1310X** | 15-153X |
| 1978-1981 | G10 | 1 Piece Driveshaft; w/ Inside Snap Rings | A | 1,2 | 5-3147X* | 5-795X** | 15-3147X |
| | G10 | 1 Piece Driveshaft; w/ Outside Snap Rings | A | 1,2 | 5-153X* | 5-1310-1X* 5-1310X** | 15-153X |
| | G10 | 2 Piece Driveshaft | B | 1 | 5-3147X* | 5-795X** | 15-3147X |
| | G10 | 2 Piece Driveshaft; w/ 2.562" O.D. Yoke | B | 2,3 | 5-3147X* | 5-795X** | 15-3147X |
| | G10 | 2 Piece Driveshaft; w/ 3.500" O.D. Yoke | B | 2,3 | 5-153X* | 5-1310-1X* 5-1310X** | 15-153X |
| | G10 | 2 Piece Driveshaft; w/ 4.000" O.D. Yoke | B | 2,3 | 5-178X* | 5-1350-1X* 5-1350X** | 15-178X |
| 1982-1984 | G10 | 1 Piece Driveshaft | A | 1,2 | 5-3147X* | 5-795X** | 15-3147X |
| | G10 | 2 Piece Driveshaft; 1.125" Cup Dia. | B | 1,2,3 | 5-3147X* | 5-795X** | 15-3147X |
| | G10 | 2 Piece Driveshaft; 1.188" Cup Dia. | B | 1,2,3 | 5-178X* | 5-1350-1X* 5-1350X** | 15-178X |
| 1985-1991 | G10 | 110.0" WB; 125.0" WB; 1 Piece Driveshaft | A | 1,2 | 5-3147X* | 5-795X** | 15-3147X |

* GREASEABLE ** NON-GREASEABLE

RWD



Chevrolet (Cont'd)

| Year | Model | Description | Fig. | Location | Spicer Part # | SPL Part # | SVL Part # |
|-----------|---------|---|------|----------|---------------|-------------------------|------------|
| 1985-1991 | G10 | 125.0" WB; 2 Piece Driveshaft | B | 1,2,3 | 5-3147X* | 5-795X** | 15-3147X |
| 1992-1995 | G10 | 125.0" WB; w/ Aluminum Driveshaft | A | 1 | | 5-3614X | |
| | G10 | 110.0" WB | A | 1,2 | 5-3147X* | 5-795X** | 15-3147X |
| | G10 | 125.0" WB; w/ Steel Driveshaft | A | 1,2 | 5-3147X* | 5-795X** | 15-3147X |
| | G10 | 125.0" WB; w/ Aluminum Driveshaft | A | 2 | 5-212X* | 5-793X** | |
| 1964-1974 | G10 Van | 1 Piece Driveshaft | A | 1,2 | 5-153X* | 5-1310-1X* 5-1310X** | 15-153X |
| | G10 Van | 2 Piece Driveshaft | B | 1,2,3 | 5-153X* | 5-1310-1X* 5-1310X** | 15-153X |
| 1975 | G20 | 1 Piece Driveshaft | A | 1,2 | 5-153X* | 5-1310-1X* 5-1310X** | 15-153X |
| | G20 | 2 Piece Driveshaft; 1.062" Cup Dia. | B | 1 | 5-153X* | 5-1310-1X* 5-1310X** | 15-153X |
| | G20 | 2 Piece Driveshaft; 1.125" Cup Dia. | B | 1 | 5-3147X* | 5-795X** | 15-3147X |
| | G20 | 2 Piece Driveshaft | B | 2,3 | 5-153X* | 5-1310-1X* 5-1310X** | 15-153X |
| 1976 | G20 | 4.1L; 4.8L; 5.7L; 7.4L; 1 Piece Driveshaft | A | 1,2 | 5-153X* | 5-1310-1X* 5-1310X** | 15-153X |
| | G20 | 4.1L; 4.8L; 5.7L; 7.4L; 2 Piece Driveshaft | B | 1,2,3 | 5-153X* | 5-1310-1X* 5-1310X** | 15-153X |
| 1976-1978 | G20 | 6.6L; 1 Piece Driveshaft | A | 1 | 5-3147X* | 5-795X** | 15-3147X |
| | G20 | 6.6L; 1 Piece Driveshaft | A | 2 | 5-212X* | 5-793X** | |
| | G20 | 6.6L; 2 Piece Driveshaft | B | 1 | 5-3147X* | 5-795X** | 15-3147X |
| | G20 | 6.6L; 2 Piece Driveshaft | B | 2 | 5-178X* | 5-1350-1X* 5-1350X** | 15-178X |
| | G20 | 6.6L; 2 Piece Driveshaft | B | 3 | 5-213X* | 5-1330-1X* 5-1330X** | 15-213X |
| 1977-1978 | G20 | 4.1L; 4.8L; 5.0L; 5.7L; 1 Piece Driveshaft | A | 1,2 | 5-153X* | 5-1310-1X* 5-1310X** | 15-153X |
| | G20 | 4.1L; 4.8L; 5.0L; 5.7L; 2 Piece Driveshaft | B | 1,2,3 | 5-153X* | 5-1310-1X* 5-1310X** | 15-153X |
| 1979 | G20 | 4.1L; 4.8L; 5.0L; 5.7L; 2 Piece Driveshaft | B | 2 | 5-153X* | 5-1310-1X* 5-1310X** | 15-153X |
| | G20 | 6.6L; 2 Piece Driveshaft | B | 2 | 5-213X* | 5-1330-1X* 5-1330X** | 15-213X |
| | G20 | 2 Piece Driveshaft; 1.062" Cup Dia. | B | 3 | 5-153X* | 5-1310-1X* 5-1310X** | 15-153X |
| 1979-1980 | G20 | 2 Piece Driveshaft; 1.188" Cup Dia. | B | 3 | 5-178X* | 5-1350-1X* 5-1350X** | 15-178X |
| 1979-1981 | G20 | 1 Piece Driveshaft; 1.062" Cup Dia. | A | 1,2 | 5-153X* | 5-1310-1X* 5-1310X** | 15-153X |
| | G20 | 1 Piece Driveshaft; 1.125" Cup Dia. | A | 1,2 | 5-3147X* | 5-795X** | 15-3147X |
| | G20 | 2 Piece Driveshaft | B | 1 | 5-3147X* | 5-795X** | 15-3147X |
| 1980 | G20 | 4.1L; 4.8L; 5.0L; 5.7L; 2 Piece Driveshaft; 1.125" Cup Dia. | B | 2 | 5-3147X* | 5-795X** | 15-3147X |
| | G20 | 6.6L; 2 Piece Driveshaft; 1.062" Cup Dia. | B | 2 | 5-213X* | 5-1330-1X* 5-1330X** | 15-213X |
| | G20 | 2 Piece Driveshaft; 1.125" Cup Dia. | B | 3 | 5-3147X* | 5-795X** | 15-3147X |
| 1981 | G20 | 2 Piece Driveshaft; 1.062" Cup Dia. | B | 2,3 | 5-153X* | 5-1310-1X* 5-1310X** | 15-153X |
| | G20 | 2 Piece Driveshaft; 1.188" Cup Dia. | B | 2,3 | 5-178X* | 5-1350-1X* 5-1350X** | 15-178X |

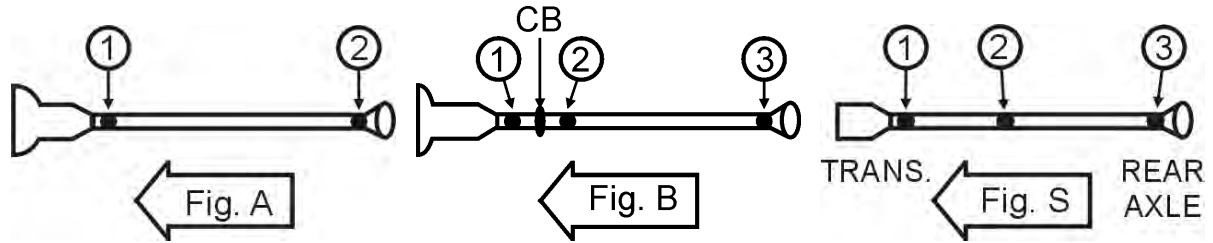
* GREASEABLE ** NON-GREASEABLE

RWD

Chevrolet (Cont'd)

| Year | Model | Description | Fig. | Location | Spicer Part # | SPL Part # | SVL Part # |
|-----------|---------|---|------|----------|---------------|-------------------------|------------|
| 1982-1983 | G20 | 2 Piece Driveshaft | B | 1,2,3 | 5-3147X* | 5-795X** | 15-3147X |
| 1982-1984 | G20 | 1 Piece Driveshaft | A | 1,2 | 5-3147X* | 5-795X** | 15-3147X |
| 1984 | G20 | THM350C; THM700-R4/L4L60/MD8; 2 Piece Driveshaft | B | 1,2,3 | 5-3147X* | 5-795X** | 15-3147X |
| | G20 | THM400; 2 Piece Driveshaft | B | 1,2,3 | 5-178X* | 5-1350-1X* 5-1350X** | 15-178X |
| 1985-1991 | G20 | 110.0" WB; 125.0" WB; 1 Piece Driveshaft | A | 1,2 | 5-3147X* | 5-795X** | 15-3147X |
| | G20 | 125.0" WB; 2 Piece Driveshaft | B | 1,2,3 | 5-3147X* | 5-795X** | 15-3147X |
| 1992-1995 | G20 | 125.0" WB; w/ Aluminum Driveshaft | A | 1 | | 5-3614X | |
| | G20 | 110.0" WB | A | 1,2 | 5-3147X* | 5-795X** | 15-3147X |
| | G20 | 125.0" WB; w/ Steel Driveshaft | A | 1,2 | 5-3147X* | 5-795X** | 15-3147X |
| | G20 | 125.0" WB; w/ Aluminum Driveshaft | A | 2 | 5-212X* | 5-793X** | |
| 1967-1974 | G20 Van | 1 Piece Driveshaft | A | 1,2 | 5-153X* | 5-1310-1X* 5-1310X** | 15-153X |
| | G20 Van | 2 Piece Driveshaft; w/ Inside Snap Rings | B | 1 | 5-3147X* | 5-795X** | 15-3147X |
| | G20 Van | 2 Piece Driveshaft; w/ Outside Snap Rings | B | 1 | 5-153X* | 5-1310-1X* 5-1310X** | 15-153X |
| | G20 Van | 2 Piece Driveshaft | B | 2,3 | 5-153X* | 5-1310-1X* 5-1310X** | 15-153X |
| 1975 | G30 | 4.8L; 5.7L; 7.4L; 1 Piece Driveshaft | A | 1,2 | 5-153X* | 5-1310-1X* 5-1310X** | 15-153X |
| | G30 | 4.8L; 5.7L; 7.4L; 2 Piece Driveshaft | B | 1 | 5-153X* | 5-1310-1X* 5-1310X** | 15-153X |
| 1975-1977 | G30 | 6.6L; 1 Piece Driveshaft | A | 1 | 5-213X* | 5-1330-1X* 5-1330X** | 15-213X |
| | G30 | 6.6L; 1 Piece Driveshaft | A | 2 | 5-178X* | 5-1350-1X* 5-1350X** | 15-178X |
| | G30 | 6.6L; 2 Piece Driveshaft | B | 1 | 5-213X* | 5-1330-1X* 5-1330X** | 15-213X |
| 1976 | G30 | 4.1L; 4.8L; 5.7L; 7.4L; 1 Piece Driveshaft | A | 1,2 | 5-153X* | 5-1310-1X* 5-1310X** | 15-153X |
| | G30 | 4.1L; 4.8L; 5.7L; 7.4L; 2 Piece Driveshaft | B | 1 | 5-153X* | 5-1310-1X* 5-1310X** | 15-153X |
| 1977 | G30 | 4.8L; 5.7L; 1 Piece Driveshaft | A | 1,2 | 5-153X* | 5-1310-1X* 5-1310X** | 15-153X |
| | G30 | 4.8L; 5.7L; 2 Piece Driveshaft | B | 1 | 5-153X* | 5-1310-1X* 5-1310X** | 15-153X |
| 1978-1979 | G30 | 1 Piece Driveshaft | A | 1,2 | 5-178X* | 5-1350-1X* 5-1350X** | 15-178X |
| | G30 | THM350 Trans; 2 Piece Driveshaft | B | 1 | 5-3147X* | 5-795X** | 15-3147X |
| | G30 | THM400; 2 Piece Driveshaft | B | 1 | 5-178X* | 5-1350-1X* 5-1350X** | 15-178X |
| | G30 | Auto Trans; 2 Piece Driveshaft | B | 2 | 5-178X* | 5-1350-1X* 5-1350X** | 15-178X |
| | G30 | 2 Piece Driveshaft | B | 3 | 5-178X* | 5-1350-1X* 5-1350X** | 15-178X |
| 1980-1981 | G30 | 4 Speed; 2 Piece Driveshaft | B | 1 | 5-178X* | 5-1350-1X* 5-1350X** | 15-178X |
| | G30 | Auto Trans; 3 Speed; 2 Piece Driveshaft | B | 1 | 5-178X* | 5-1350-1X* 5-1350X** | 15-178X |
| | G30 | Standard Trans; 3 Speed; 2 Piece Driveshaft | B | 1 | 5-3147X* | 5-795X** | 15-3147X |
| 1982-1984 | G30 | 2 Piece Driveshaft | B | 1 | 5-3147X* | 5-795X** | 15-3147X |
| 1985 | G30 | 125.0" WB; 3 Speed; 2 Piece Driveshaft | B | 1,2,3 | 5-178X* | 5-1350-1X* 5-1350X** | 15-178X |
| | G30 | 146.0" WB; 2 Piece Driveshaft | B | 1,2,3 | 5-178X* | 5-1350-1X* 5-1350X** | 15-178X |
| 1986-1990 | G30 | 125.0" WB; 4 Speed; 2 Piece Driveshaft | B | 1 | 5-3147X* | 5-795X** | 15-3147X |
| 1988-1989 | G30 | 125.0" WB; 3 Speed; 5 Speed; 2 Piece Driveshaft; w/ Aluminum Driveshaft | B | 1 | | 5-3615X | |
| | G30 | 125.0" WB; 3 Speed; 5 Speed; 2 Piece Driveshaft; w/ Steel Driveshaft | B | 1 | 5-178X* | 5-1350-1X* 5-1350X** | 15-178X |
| | G30 | 146.0" WB; 2 Piece Driveshaft; w/ Aluminum Driveshaft | B | 1 | | 5-3615X | |

* GREASEABLE ** NON-GREASEABLE



Chevrolet (Cont'd)

| Year | Model | Description | Fig. | Location | Spicer Part # | SPL Part # | SVL Part # |
|-----------|------------|---|------|----------|---------------|-------------------------|------------|
| 1988-1989 | G30 | 146.0" WB; 2 Piece Driveshaft; w/ Steel Driveshaft | B | 1 | 5-178X* | 5-1350-1X* 5-1350X** | 15-178X |
| | G30 | 2 Piece Driveshaft; w/ Aluminum Driveshaft | B | 2,3 | | 5-3615X | |
| | G30 | 2 Piece Driveshaft; w/ Steel Driveshaft | B | 2,3 | 5-178X* | 5-1350-1X* 5-1350X** | 15-178X |
| 1990 | G30 | 125.0" WB; 3 Speed; 5 Speed; 2 Piece Driveshaft | B | 1 | 5-178X* | 5-1350-1X* 5-1350X** | 15-178X |
| | G30 | 146.0" WB; 2 Piece Driveshaft | B | 1 | 5-178X* | 5-1350-1X* 5-1350X** | 15-178X |
| | G30 | 2 Piece Driveshaft | B | 2,3 | 5-178X* | 5-1350-1X* 5-1350X** | 15-178X |
| 1991-1996 | G30 | 125.0" WB; 1 Piece Driveshaft; w/ Aluminum Driveshaft | A | 1,2 | | 5-3615X | |
| | G30 | 125.0" WB; 1 Piece Driveshaft; w/ Steel Driveshaft | A | 1,2 | 5-178X* | 5-1350-1X* 5-1350X** | 15-178X |
| | G30 | 146.0" WB; 2 Piece Driveshaft; w/ Aluminum Driveshaft | B | 1,2,3 | | 5-3615X | |
| | G30 | 146.0" WB; 2 Piece Driveshaft; w/ Steel Driveshaft | B | 1,2,3 | 5-178X* | 5-1350-1X* 5-1350X** | 15-178X |
| 1970-1974 | G30 Van | 1 Piece Driveshaft | A | 1,2 | 5-153X* | 5-1310-1X* 5-1310X** | 15-153X |
| | G30 Van | 2 Piece Driveshaft | B | 1,2,3 | 5-153X* | 5-1310-1X* 5-1310X** | 15-153X |
| 1987-1995 | LLV | | A | 1,2 | 5-3147X* | 5-795X** | 15-3147X |
| 1975-1977 | LUV | | A | 1,2 | 5-101X | | |
| 1978-1982 | LUV | 1 Piece Driveshaft | A | 1,2 | 5-101X | | |
| | LUV | 2 Piece Driveshaft | S | 1,2,3 | 5-101X | | |
| 1972-1974 | Luv Pickup | | A | 1,2 | 5-101X | | |
| 1975-1978 | P10 | 1 Piece Driveshaft; w/ 1.062" Cup Dia. | A | 1 | 5-153X* | 5-1310-1X* 5-1310X** | 15-153X |
| | P10 | 1 Piece Driveshaft; w/ 1.188" Cup Dia. | A | 1 | 5-178X* | 5-1350-1X* 5-1350X** | 15-178X |
| | P10 | 1 Piece Driveshaft | A | 2 | 5-153X* | 5-1310-1X* 5-1310X** | 15-153X |
| | P10 | 2 Piece Driveshaft; w/ 1.062" Cup Dia. | B | 1 | 5-153X* | 5-1310-1X* 5-1310X** | 15-153X |
| | P10 | 2 Piece Driveshaft; w/ 1.188" Cup Dia. | B | 1 | 5-178X* | 5-1350-1X* 5-1350X** | 15-178X |
| | P10 | 2 Piece Driveshaft | B | 2,3 | 5-153X* | 5-1310-1X* 5-1310X** | 15-153X |
| | P10 | | B | CB | 210527X | | |
| 1979-1980 | P10 | w/ 1.062" Cup Dia. | A | 1 | 5-153X* | 5-1310-1X* 5-1310X** | 15-153X |
| | P10 | w/ 1.188" Cup Dia. | A | 1 | 5-178X* | 5-1350-1X* 5-1350X** | 15-178X |
| | P10 | | A | 2 | 5-153X* | 5-1310-1X* 5-1310X** | 15-153X |
| 1960-1967 | P10 Series | 1 Piece Driveshaft | A | 1,2 | 5-153X* | 5-1310-1X* 5-1310X** | 15-153X |
| | P10 Series | 2 Piece Driveshaft | B | 1,2,3 | 5-153X* | 5-1310-1X* 5-1310X** | 15-153X |
| | P10 Series | | B | CB | 210527X | | |
| 1967-1974 | P10 Van | | B | CB | 210527X | | |

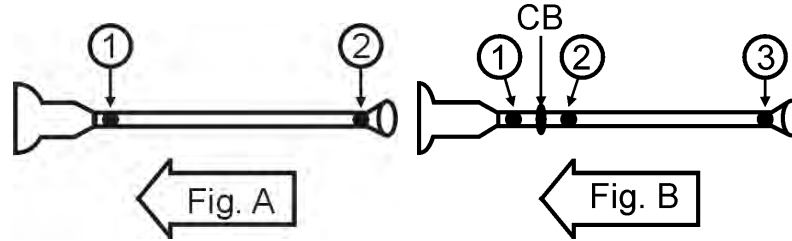
* GREASEABLE ** NON-GREASEABLE

RWD

Chevrolet (Cont'd)

| Year | Model | Description | Fig. | Location | Spicer Part # | SPL Part # | SVL Part # |
|-----------|------------|---|------|----------|---------------|-------------------------|------------|
| 1968-1974 | P10 Van | 1 Piece Driveshaft | A | 1,2 | 5-153X* | 5-1310-1X* 5-1310X** | 15-153X |
| | P10 Van | 2 Piece Driveshaft | B | 1,2,3 | 5-153X* | 5-1310-1X* 5-1310X** | 15-153X |
| 1975 | P20 | Auto Trans | B | 1 | 5-153X* | 5-1310-1X* 5-1310X** | 15-153X |
| | P20 | Standard Trans; 3 Speed | B | 1 | 5-153X* | 5-1310-1X* 5-1310X** | 15-153X |
| | P20 | Standard Trans; 4 Speed | B | 1 | 5-178X* | 5-1350-1X* 5-1350X** | 15-178X |
| | P20 | | B | 2,3 | 5-178X* | 5-1350-1X* 5-1350X** | 15-178X |
| 1976-1978 | P20 | 1 Piece Driveshaft; w/ 1.062" Cup Dia. | A | 1,2 | 5-153X* | 5-1310-1X* 5-1310X** | 15-153X |
| | P20 | 1 Piece Driveshaft; w/ 1.188" Cup Dia. | A | 1,2 | 5-178X* | 5-1350-1X* 5-1350X** | 15-178X |
| | P20 | 2 Piece Driveshaft; w/ 1.062" Cup Dia. | B | 1,2 | 5-153X* | 5-1310-1X* 5-1310X** | 15-153X |
| | P20 | 2 Piece Driveshaft; w/ 1.188" Cup Dia. | B | 1,2 | 5-178X* | 5-1350-1X* 5-1350X** | 15-178X |
| | P20 | 2 Piece Driveshaft | B | 3 | 5-178X* | 5-1350-1X* 5-1350X** | 15-178X |
| 1979 | P20 | 4 Speed | B | 3 | 5-178X* | 5-1350-1X* 5-1350X** | 15-178X |
| 1979-1981 | P20 | | B | 1,2 | 5-178X* | 5-1350-1X* 5-1350X** | 15-178X |
| | P20 | 3 Speed | B | 3 | 5-153X* | 5-1310-1X* 5-1310X** | 15-153X |
| 1980-1981 | P20 | Auto Trans; 4 Speed | B | 3 | 5-153X* | 5-1310-1X* 5-1310X** | 15-153X |
| | P20 | Standard Trans; 4 Speed | B | 3 | 5-178X* | 5-1350-1X* 5-1350X** | 15-178X |
| 1982-1983 | P20 | | B | 1,2,3 | 5-178X* | 5-1350-1X* 5-1350X** | 15-178X |
| 1984 | P20 | 2 Piece Driveshaft | B | 1,2,3 | 5-178X* | 5-1350-1X* 5-1350X** | 15-178X |
| 1984-1989 | P20 | 1 Piece Driveshaft | A | 1 | 5-178X* | 5-1350-1X* 5-1350X** | 15-178X |
| | P20 | 1 Piece Driveshaft | A | 2 | 5-3147X* | 5-795X** | 15-3147X |
| 1985-1989 | P20 | 2 Piece Driveshaft | B | 1 | 5-178X* | 5-1350-1X* 5-1350X** | 15-178X |
| | P20 | 2 Piece Driveshaft; w/ Inside Snap Rings | B | 2,3 | 5-3147X* | 5-795X** | 15-3147X |
| | P20 | 2 Piece Driveshaft; w/ Outside Snap Rings | B | 2,3 | 5-178X* | 5-1350-1X* 5-1350X** | 15-178X |
| 1960-1966 | P20 Series | 4 Speed; 104.0" WB; 1 Piece Driveshaft | A | 1,2 | 5-178X* | 5-1350-1X* 5-1350X** | 15-178X |
| | P20 Series | 4 Speed; 125.0" WB; 137.0" WB; 2 Piece Driveshaft | B | 1,2,3 | 5-178X* | 5-1350-1X* 5-1350X** | 15-178X |
| 1964-1966 | P20 Series | Auto Trans; 3 Speed; 125.0" WB; 137.0" WB; 2 Piece Driveshaft | B | 1 | 5-153X* | 5-1310-1X* 5-1310X** | 15-153X |
| | P20 Series | Auto Trans; 3 Speed; 125.0" WB; 2 Piece Driveshaft | B | 2,3 | 5-178X* | 5-1350-1X* 5-1350X** | 15-178X |
| 1967 | P20 Series | 1 Piece Driveshaft | A | 1,2 | 5-153X* | 5-1310-1X* 5-1310X** | 15-153X |
| | P20 Series | 2 Piece Driveshaft; w/ 1.062" Cup Dia. | B | 1 | 5-153X* | 5-1310-1X* 5-1310X** | 15-153X |
| | P20 Series | 2 Piece Driveshaft; w/ 1.125" Cup Dia. | B | 1 | 5-3147X* | 5-795X** | 15-3147X |
| | P20 Series | 2 Piece Driveshaft | B | 2,3 | 5-153X* | 5-1310-1X* 5-1310X** | 15-153X |
| 1968-1974 | P20 Van | 1 Piece Driveshaft | A | 1,2 | 5-153X* | 5-1310-1X* 5-1310X** | 15-153X |
| | P20 Van | 2 Piece Driveshaft; w/ 1.062" Cup Dia. | B | 1 | 5-153X* | 5-1310-1X* 5-1310X** | 15-153X |
| | P20 Van | 2 Piece Driveshaft; w/ 1.125" Cup Dia. | B | 1 | 5-3147X* | 5-795X** | 15-3147X |

* GREASEABLE ** NON-GREASEABLE



Chevrolet (Cont'd)

| Year | Model | Description | Fig. | Location | Spicer Part # | SPL Part # | SVL Part # |
|-----------|---------|---|------|----------|--------------------|--|--------------------|
| 1968-1974 | P20 Van | 2 Piece Driveshaft | B | 2,3 | 5-153X* | 5-1310-1X* 5-1310X** | 15-153X |
| 1975-1977 | P30 | | B | 1,2,3 | 5-178X* | 5-1350-1X* 5-1350X** | 15-178X |
| 1978 | P30 | w/ 3.469" Outside Yoke | B | 1,2,3 | 5-153X* | 5-1310-1X* 5-1310X** | 15-153X |
| | P30 | w/ 3.875" Outside Yoke | B | 1,2,3 | 5-178X* | 5-1350-1X* 5-1350X** | 15-178X |
| 1979 | P30 | 1 Piece Driveshaft; w/ 3.469" Outside Yoke | A | 1,2 | 5-153X* | 5-1310-1X* 5-1310X** | 15-153X |
| | P30 | 1 Piece Driveshaft; w/ 3.875" Outside Yoke | A | 1,2 | 5-178X* | 5-1350-1X* 5-1350X** | 15-178X |
| | P30 | 2 Piece Driveshaft; w/ Outside Snap Rings; w/ 3.469" Outside Yoke | B | 1,2,3 | 5-153X* | 5-1310-1X* 5-1310X** | 15-153X |
| | P30 | 2 Piece Driveshaft; w/ Outside Snap Rings; w/ 3.875" Outside Yoke | B | 1,2,3 | 5-178X* | 5-1350-1X* 5-1350X** | 15-178X |
| | P30 | 2 Piece Driveshaft; w/ Inside Snap Rings | B | 2 | 5-3147X* | 5-795X** | 15-3147X |
| | P30 | 2 Piece Driveshaft; w/ Inside & Outside Snap Rings | B | 3 | 5-212X* | 5-793X** | |
| | P30 | 2 Piece Driveshaft; w/ Outside Snap Rings; w/ 4.438" Outside Yoke | B | 3 | 5-160X* | 5-1410-1X* 5-1410X** | 15-160X |
| 1980 | P30 | 1 Piece Driveshaft | A | 1 | 5-153X* | 5-1310-1X* 5-1310X** | 15-153X |
| | P30 | 1 Piece Driveshaft | A | 2 | 5-178X* | 5-1350-1X* 5-1350X** | 15-178X |
| | P30 | 137.0" WB; 2 Piece Driveshaft | B | 1 | 5-153X* | 5-1310-1X* 5-1310X** | 15-153X |
| 1980-1981 | P30 | 157.0" WB; Standard Trans; 4 Speed; Rear Disc Brakes; 2 Piece Driveshaft | B | 1 | 5-153X* | 5-1310-1X* 5-1310X** | 15-153X |
| | P30 | 157.0" WB; Standard Trans; 4 Speed; Rear Drum Brakes; 2 Piece Driveshaft | B | 1 | 5-178X* | 5-1350-1X* 5-1350X** | 15-178X |
| | P30 | 157.0" WB; THM400; Rear Disc Brakes; 2 Piece Driveshaft | B | 1 | 5004989 | | |
| | P30 | 178.0" WB; 2 Piece Driveshaft | B | 1 | 5-160X* | 5-1410-1X* 5-1410X** | 15-160X |
| | P30 | 125.0" WB; 133.0" WB; 157.0" WB; 158.5" WB; 178.0" WB; Rear Disc Brakes; 2 Piece Driveshaft | B | 2 | 5-153X* | 5-1310-1X* 5-1310X** | 15-153X |
| | P30 | 125.0" WB; 133.0" WB; 157.0" WB; 158.5" WB; 178.0" WB; Rear Drum Brakes; 2 Piece Driveshaft | B | 2,3 | 5-178X* | 5-1350-1X* 5-1350X** | 15-178X |
| | P30 | 125.0" WB; 133.0" WB; 157.0" WB; 158.5" WB; 178.0" WB; Rear Disc Brakes; 2 Piece Driveshaft | B | 3 | 5004989 | | |
| 1981 | P30 | 1 Piece Driveshaft | A | 1 | 5-153X* 5-178X* | 5-1310-1X* 5-1310X** 5-1350-1X* 5-1350X** | 15-153X 15-178X |
| | P30 | 125.0" WB; 133.0" WB; 137.0" WB; 2 Piece Driveshaft | B | 1 | 5-178X* | 5-1350-1X* 5-1350X** | 15-178X |
| | P30 | 137.0" WB; 2 Piece Driveshaft | B | 2,3 | 5-178X* | 5-1350-1X* 5-1350X** | 15-178X |
| 1982 | P30 | Standard Cargo Van; Rear Disc Brakes; 2 Piece Driveshaft; Exc. Motor Home Chassis | B | 1 | 5-153X* | 5-1310-1X* 5-1310X** | 15-153X |

* GREASEABLE ** NON-GREASEABLE

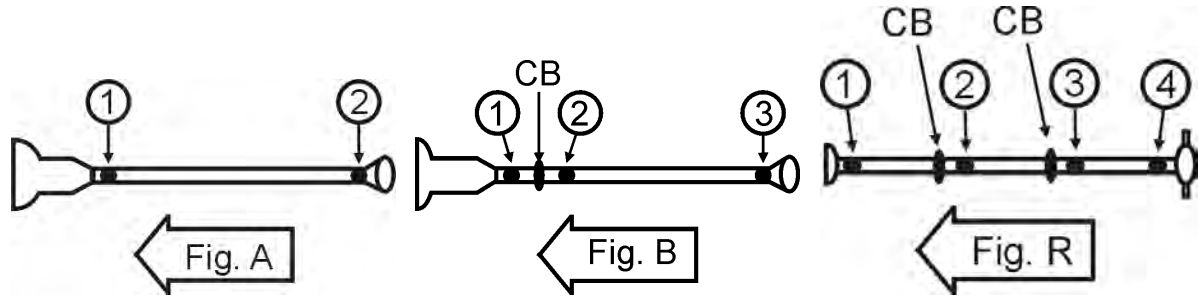
R
W
D

Chevrolet (Cont'd)

| Year | Model | Description | Fig. | Location | Spicer Part # | SPL Part # | SVL Part # |
|-----------|-----------|---|--|----------|---------------|-------------------------|-------------------------|
| 1982 | P30 | Standard Cargo Van; Rear Disc Brakes; 2 Piece Driveshaft; Exc. Motor Home Chassis | B | 2 | 5-178X* | 5-1350-1X* 5-1350X** | 15-178X |
| | P30 | Standard Cargo Van; Rear Disc Brakes; 2 Piece Driveshaft; Exc. Motor Home Chassis | B | 3 | 5004989 | | |
| 1982-1983 | P30 | Stripped Chassis; Rear Disc Brakes; 2 Piece Driveshaft | B | 1 | 5-160X* | 5-1410-1X* 5-1410X** | 15-160X |
| | P30 | Stripped Chassis; Rear Disc Brakes; 2 Piece Driveshaft | B | 2 | 5-153X* | 5-1310-1X* 5-1310X** | 15-153X |
| | P30 | Stripped Chassis; Rear Disc Brakes; 2 Piece Driveshaft | B | 3 | 5004989 | | |
| | P30 | 178.0" WB; 3 Piece Driveshaft | R | 1,2,3 | 5-178X* | 5-1350-1X* 5-1350X** | 15-178X |
| | P30 | Exc. 178.0" WB; 3 Piece Driveshaft | R | 1,2,3,4 | 5-178X* | 5-1350-1X* 5-1350X** | 15-178X |
| | P30 | 178.0" WB; 3 Piece Driveshaft | R | 4 | 5004989 | | |
| | P30 | Standard Cargo Van; Rear Disc Brakes; 2 Piece Driveshaft | B | 1 | 5-153X* | 5-1310-1X* 5-1310X** | 15-153X |
| 1983 | P30 | Standard Cargo Van; Rear Disc Brakes; 2 Piece Driveshaft | B | 2 | 5-178X* | 5-1350-1X* 5-1350X** | 15-178X |
| | P30 | Standard Cargo Van; Rear Disc Brakes; 2 Piece Driveshaft | B | 3 | 5004989 | | |
| | P30 | Standard Cargo Van; Rear Disc Brakes; 2 Piece Driveshaft | B | 1 | 5-153X* | 5-1310-1X* 5-1310X** | 15-153X |
| 1984 | P30 | 1 Piece Driveshaft; w/ Inside Snap Rings | A | 1,2 | 5-3147X* | 5-795X** | 15-3147X |
| | P30 | 1 Piece Driveshaft; w/ Outside Snap Rings; 3.875" Yoke | A | 1,2 | 5-178X* | 5-1350-1X* 5-1350X** | 15-178X |
| | P30 | 1 Piece Driveshaft; w/ Outside Snap Rings; 4.438" Yoke | A | 2 | 5-160X* | 5-1410-1X* 5-1410X** | 15-160X |
| | P30 | Rear Disc Brakes; 2 Piece Driveshaft; w/ Outside Snap Rings; 3.875" Yoke | B | 1,2,3 | 5-178X* | 5-1350-1X* 5-1350X** | 15-178X |
| | P30 | Rear Drum Brakes; 2 Piece Driveshaft; w/ Inside Snap Rings | B | 1,2,3 | 5-3147X* | 5-795X** | 15-3147X |
| | P30 | Rear Drum Brakes; 2 Piece Driveshaft; w/ Outside Snap Rings | B | 1,2,3 | 5-178X* | 5-1350-1X* 5-1350X** | 15-178X |
| | P30 | Rear Disc Brakes; 2 Piece Driveshaft; w/ Outside Snap Rings; 4.438" Yoke | B | 1,3 | 5-160X* | 5-1410-1X* 5-1410X** | 15-160X |
| | P30 | 3 Piece Driveshaft | R | 1,2,3 | 5-178X* | 5-1350-1X* 5-1350X** | 15-178X |
| | P30 | 3 Piece Driveshaft | R | 4 | 5-160X* | 5-1410-1X* 5-1410X** | 15-160X |
| | 1985-1990 | P30 | 125.0" WB; 133.0" WB; Auto Trans; Rear Disc Brakes; 2 Piece Driveshaft | B | 1 | 5-160X* | 5-1410-1X* 5-1410X** |
| P30 | | 125.0" WB; 133.0" WB; Standard Trans; Rear Disc Brakes; Exc. 6.2L; 2 Piece Driveshaft | B | 1 | 5-153X* | 5-1310-1X* 5-1310X** | 15-153X |
| P30 | | 157.0" WB; 158.5" WB; Auto Trans; Rear Disc Brakes; 6.2L; 2 Piece Driveshaft | B | 1 | 5-160X* | 5-1410-1X* 5-1410X** | 15-160X |
| P30 | | 157.0" WB; 158.5" WB; Auto Trans; Rear Disc Brakes; Exc. 6.2L; 2 Piece Driveshaft | B | 1 | 5004989 | | 15-1206X |
| P30 | | 157.0" WB; 158.5" WB; Standard Trans; Rear Disc Brakes; 2 Piece Driveshaft | B | 1 | 5-178X* | 5-1350-1X* 5-1350X** | 15-178X |
| P30 | | 157.0" WB; 158.5" WB; Standard Trans; Rear Drum Brakes; 2 Piece Driveshaft | B | 1 | 5-178X* | 5-1350-1X* 5-1350X** | 15-178X |
| P30 | | 178.0" WB; Auto Trans; Rear Disc Brakes; 2 Piece Driveshaft; Exc. 16,000 Lbs GVW | B | 1 | 5004989 | | 15-1206X |
| P30 | | 178.0" WB; Auto Trans; Rear Disc Brakes; 2 Piece Driveshaft; 16,000 Lbs GVW | B | 1,2 | 5-160X* | 5-1410-1X* 5-1410X** | 15-160X |
| P30 | | 178.0" WB; Standard Trans; Rear Disc Brakes; 2 Piece Driveshaft | B | 1,2 | 5-178X* | 5-1350-1X* 5-1350X** | 15-178X |
| P30 | | 125.0" WB; 133.0" WB; Standard Trans; Rear Drum Brakes; 2 Piece Driveshaft | B | 1,2,3 | 5-178X* | 5-1350-1X* 5-1350X** | 15-178X |
| P30 | | 137.0" WB; 2 Piece Driveshaft | B | 1,2,3 | 5-178X* | 5-1350-1X* 5-1350X** | 15-178X |
| P30 | | 178.0" WB; Rear Drum Brakes; 2 Piece Driveshaft | B | 1,2,3 | 5-160X* | 5-1410-1X* 5-1410X** | 15-160X |
| P30 | | 125.0" WB; 133.0" WB; Standard Trans; Rear Disc Brakes; 6.2L; 2 Piece Driveshaft | B | 1,3 | 5-160X* | 5-1410-1X* 5-1410X** | 15-160X |

* GREASEABLE ** NON-GREASEABLE

RWD



Chevrolet (Cont'd)

| Year | Model | Description | Fig. | Location | Spicer Part # | SPL Part # | SVL Part # |
|-----------|------------|---|------|----------|---------------|-------------------------|------------|
| 1985-1990 | P30 | 125.0" WB; 133.0" WB; Auto Trans; Rear Disc Brakes; 2 Piece Driveshaft | B | 2 | 5-178X* | 5-1350-1X* 5-1350X** | 15-178X |
| | P30 | 125.0" WB; 133.0" WB; Standard Trans; Rear Disc Brakes; 2 Piece Driveshaft | B | 2 | 5-178X* | 5-1350-1X* 5-1350X** | 15-178X |
| | P30 | 157.0" WB; 158.5" WB; Rear Disc Brakes; 2 Piece Driveshaft | B | 2 | 5-178X* | 5-1350-1X* 5-1350X** | 15-178X |
| | P30 | 178.0" WB; Auto Trans; Rear Disc Brakes; 2 Piece Driveshaft; Exc. 16,000 Lbs GVW | B | 2 | 5-178X* | 5-1350-1X* 5-1350X** | 15-178X |
| | P30 | 157.0" WB; 158.5" WB; Rear Drum Brakes; 2 Piece Driveshaft | B | 2,3 | 5-178X* | 5-1350-1X* 5-1350X** | 15-178X |
| | P30 | 125.0" WB; 133.0" WB; Auto Trans; Rear Disc Brakes; 2 Piece Driveshaft | B | 3 | 5-160X* | 5-1410-1X* 5-1410X** | 15-160X |
| | P30 | 125.0" WB; 133.0" WB; Standard Trans; Rear Disc Brakes; Exc. 6.2L; 2 Piece Driveshaft | B | 3 | 5-160X* | 5-1410-1X* 5-1410X** | 15-160X |
| | P30 | 157.0" WB; 158.5" WB; Rear Disc Brakes; 2 Piece Driveshaft | B | 3 | 5-160X* | 5-1410-1X* 5-1410X** | 15-160X |
| | P30 | 178.0" WB; Rear Disc Brakes; 2 Piece Driveshaft | B | 3 | 5-160X* | 5-1410-1X* 5-1410X** | 15-160X |
| | P30 | 178.0" WB; 3 Piece Driveshaft | R | 1,2,3,4 | 5-178X* | 5-1350-1X* 5-1350X** | 15-178X |
| | P30 | 208.0" WB; 3 Piece Driveshaft | R | 1,2,3,4 | 5-160X* | 5-1410-1X* 5-1410X** | 15-160X |
| 1991-1999 | P30 | Rear Disc Brakes; 2 Piece Driveshaft | B | 1,2,3 | 5-160X* | 5-1410-1X* 5-1410X** | 15-160X |
| | P30 | Rear Drum Brakes; 2 Piece Driveshaft | B | 1,2,3 | 5-178X* | 5-1350-1X* 5-1350X** | 15-178X |
| | P30 | 3 Piece Driveshaft | R | 1,2,3,4 | 5-160X* | 5-1410-1X* 5-1410X** | 15-160X |
| 1992-1996 | P30 | 125.0" WB; Cab & Chassis; 1 Piece Driveshaft | A | 1,2 | 5-178X* | 5-1350-1X* 5-1350X** | 15-178X |
| 1996-1999 | P30 | 109.0" WB; 208.0" WB; 2 Piece Driveshaft | B | 1,2,3 | 5-160X* | 5-1410-1X* 5-1410X** | 15-160X |
| 1960 | P30 Series | | A | 1,2 | 5-178X* | 5-1350-1X* 5-1350X** | 15-178X |
| 1961-1962 | P30 Series | Standard Trans; 3 Speed | A | 1 | 5-153X* | 5-1310-1X* 5-1310X** | 15-153X |
| | P30 Series | 3 Speed HD; 4 Speed | A | 1,2 | 5-178X* | 5-1350-1X* 5-1350X** | 15-178X |
| | P30 Series | Standard Trans; 3 Speed | A | 2 | 5-178X* | 5-1350-1X* 5-1350X** | 15-178X |
| 1963 | P30 Series | Standard Trans; 3 Speed HD; 4 Speed; 1 Piece Driveshaft | A | 1,2 | 5-153X* | 5-1310-1X* 5-1310X** | 15-153X |
| | P30 Series | Standard Trans; 3 Speed HD; 4 Speed; 2 Piece Driveshaft | B | 1,2,3 | 5-153X* | 5-1310-1X* 5-1310X** | 15-153X |
| 1963-1966 | P30 Series | Standard Trans; 3 Speed; 1 Piece Driveshaft | A | 1 | 5-178X* | 5-1350-1X* 5-1350X** | 15-178X |
| | P30 Series | Standard Trans; 3 Speed; 1 Piece Driveshaft | A | 2 | 5-153X* | 5-1310-1X* 5-1310X** | 15-153X |
| | P30 Series | Standard Trans; 3 Speed; 2 Piece Driveshaft | B | 1 | 5-178X* | 5-1350-1X* 5-1350X** | 15-178X |

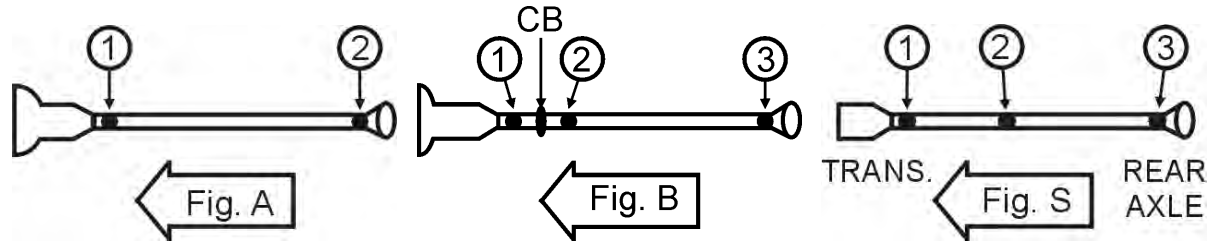
* GREASEABLE ** NON-GREASEABLE

RWD

Chevrolet (Cont'd)

| Year | Model | Description | Fig. | Location | Spicer Part # | SPL Part # | SVL Part # |
|-----------|----------------|---|------|----------|---------------|-------------------------|------------|
| 1963-1966 | P30 Series | Auto Trans; 2 Piece Driveshaft | B | 1,2 | 5-153X* | 5-1310-1X* 5-1310X** | 15-153X |
| | P30 Series | Standard Trans; 3 Speed; 2 Piece Driveshaft | B | 2,3 | 5-153X* | 5-1310-1X* 5-1310X** | 15-153X |
| | P30 Series | Auto Trans; 2 Piece Driveshaft | B | 3 | 5-178X* | 5-1350-1X* 5-1350X** | 15-178X |
| 1964-1966 | P30 Series | 3 Speed HD; Standard Trans; 4 Speed; 1 Piece Driveshaft | A | 1,2 | 5-153X* | 5-1310-1X* 5-1310X** | 15-153X |
| | P30 Series | 3 Speed HD; Standard Trans; 4 Speed; 2 Piece Driveshaft | B | 1,2,3 | 5-153X* | 5-1310-1X* 5-1310X** | 15-153X |
| 1967 | P30 Series | | B | 1,2,3 | 5-178X* | 5-1350-1X* 5-1350X** | 15-178X |
| 1968-1974 | P30 Van | | B | 1,2,3 | 5-178X* | 5-1350-1X* 5-1350X** | 15-178X |
| 1987 | R10 | 1 Piece Driveshaft; w/ Inside Snap Rings | A | 1,2 | 5-3147X* | 5-795X** | 15-3147X |
| | R10 | 2 Piece Driveshaft; w/ Inside Snap Rings | B | 1,2,3 | 5-3147X* | 5-795X** | 15-3147X |
| | R10 | 2 Piece Driveshaft; w/ Outside Snap Rings | B | 1,2,3 | 5-178X* | 5-1350-1X* 5-1350X** | 15-178X |
| 1987-1988 | R10 Suburban | 1 Piece Driveshaft; w/ Inside Snap Rings | A | 1,2 | 5-3147X* | 5-795X** | 15-3147X |
| | R10 Suburban | 2 Piece Driveshaft; w/ Inside Snap Rings | B | 1,2,3 | 5-3147X* | 5-795X** | 15-3147X |
| | R10 Suburban | 2 Piece Driveshaft; w/ Outside Snap Rings | B | 1,2,3 | 5-178X* | 5-1350-1X* 5-1350X** | 15-178X |
| 1989-1991 | R1500 Suburban | 1 Piece Driveshaft; w/ Inside Snap Rings | A | 1,2 | 5-3147X* | 5-795X** | 15-3147X |
| | R1500 Suburban | 2 Piece Driveshaft; w/ Inside Snap Rings | B | 1,2,3 | 5-3147X* | 5-795X** | 15-3147X |
| | R1500 Suburban | 2 Piece Driveshaft; w/ Outside Snap Rings | B | 1,2,3 | 5-178X* | 5-1350-1X* 5-1350X** | 15-178X |
| 1987-1988 | R20 | 1 Piece Driveshaft; w/ Inside Snap Rings | A | 1,2 | 5-3147X* | 5-795X** | 15-3147X |
| | R20 | 2 Piece Driveshaft; w/ Inside Snap Rings | B | 1,2,3 | 5-3147X* | 5-795X** | 15-3147X |
| | R20 | 2 Piece Driveshaft; w/ Outside Snap Rings | B | 1,2,3 | 5-178X* | 5-1350-1X* 5-1350X** | 15-178X |
| 1987-1988 | R20 Suburban | 1 Piece Driveshaft; w/ Inside Snap Rings | A | 1,2 | 5-3147X* | 5-795X** | 15-3147X |
| | R20 Suburban | 2 Piece Driveshaft; w/ Inside Snap Rings | B | 1,2,3 | 5-3147X* | 5-795X** | 15-3147X |
| | R20 Suburban | 2 Piece Driveshaft; w/ Outside Snap Rings | B | 1,2,3 | 5-178X* | 5-1350-1X* 5-1350X** | 15-178X |
| 1989 | R2500 | 1 Piece Driveshaft; w/ Inside Snap Rings | A | 1,2 | 5-3147X* | 5-795X** | 15-3147X |
| | R2500 | 2 Piece Driveshaft; w/ Inside Snap Rings | B | 1,2,3 | 5-3147X* | 5-795X** | 15-3147X |
| | R2500 | 2 Piece Driveshaft; w/ Outside Snap Rings | B | 1,2,3 | 5-178X* | 5-1350-1X* 5-1350X** | 15-178X |
| 1989-1990 | R2500 Suburban | 2 Piece Driveshaft; w/ Inside Snap Rings | B | 1,2,3 | 5-3147X* | 5-795X** | 15-3147X |
| 1989-1991 | R2500 Suburban | 1 Piece Driveshaft; w/ Inside Snap Rings | A | 1,2 | 5-3147X* | 5-795X** | 15-3147X |
| | R2500 Suburban | 2 Piece Driveshaft; w/ Outside Snap Rings | B | 1,2,3 | 5-178X* | 5-1350-1X* 5-1350X** | 15-178X |
| 1991 | R2500 Suburban | 2 Piece Driveshaft; w/ Steel Yoke | B | 1 | 5-3147X* | 5-795X** | 15-3147X |
| | R2500 Suburban | 2 Piece Driveshaft; w/ Inside Snap Rings | B | 2,3 | 5-3147X* | 5-795X** | 15-3147X |
| 1987-1988 | R30 | 1 Piece Driveshaft; w/ Inside Snap Rings | A | 1,2 | 5-3147X* | 5-795X** | 15-3147X |
| | R30 | 2 Piece Driveshaft; w/ Inside Snap Rings | B | 1,2,3 | 5-3147X* | 5-795X** | 15-3147X |
| | R30 | 2 Piece Driveshaft; w/ Outside Snap Rings | B | 1,2,3 | 5-178X* | 5-1350-1X* 5-1350X** | 15-178X |
| 1989-1991 | R3500 | 1 Piece Driveshaft; w/ Inside Snap Rings | A | 1,2 | 5-3147X* | 5-795X** | 15-3147X |
| | R3500 | 2 Piece Driveshaft; w/ Inside Snap Rings | B | 1,2,3 | 5-3147X* | 5-795X** | 15-3147X |
| | R3500 | 2 Piece Driveshaft; w/ Outside Snap Rings | B | 1,2,3 | 5-178X* | 5-1350-1X* 5-1350X** | 15-178X |
| 1982-1993 | S10 | 2 Piece Driveshaft | S | 1,2,3 | 5-3147X* | 5-795X** | 15-3147X |
| 1994-1996 | S10 | Standard Cab; 89.0" Bed; 1 Piece Driveshaft; w/ Aluminum Yoke | A | 1 | | 5-3614X | |
| | S10 | Standard Cab; 89.0" Bed; 1 Piece Driveshaft; w/ Steel Yoke | A | 1 | 5-213X* | 5-1330-1X* 5-1330X** | 15-213X |
| | S10 | Standard Cab; 73.1" Bed; 1 Piece Driveshaft | A | 1,2 | 5-3147X* | 5-795X** | 15-3147X |
| | S10 | Standard Cab; 89.0" Bed; 1 Piece Driveshaft | A | 2 | 5-212X* | 5-793X** | |
| 1994-1999 | S10 | Extended Cab; 2 Piece Driveshaft | S | 1,2,3 | 5-3147X* | 5-795X** | 15-3147X |
| 1997-1999 | S10 | Standard Cab; 1 Piece Driveshaft | A | 1,2 | 5-3147X* | 5-795X** | 15-3147X |
| 2000-2003 | S10 | 1 Piece Driveshaft | A | 1,2 | 5-3147X* | 5-795X** | 15-3147X |

* GREASEABLE ** NON-GREASEABLE



Chevrolet (Cont'd)

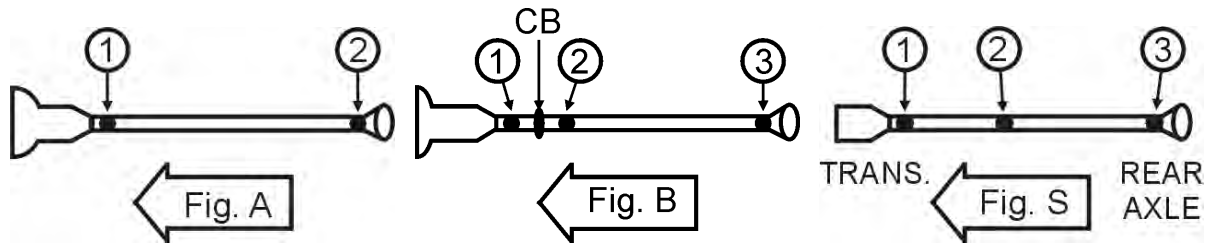
| Year | Model | Description | Fig. | Location | Spicer Part # | SPL Part # | SVL Part # |
|----------------|----------------|---|-----------------------------|----------|---------------|-------------------------|------------|
| 1983-1994 | S10 Blazer | | A | 1,2 | 5-3147X* | 5-795X** | 15-3147X |
| 1999-2000 | Silverado 1500 | Standard Trans; 2 Piece Driveshaft | B | 1,2 | 5-213X* | 5-1330-1X* 5-1330X** | 15-213X |
| | Silverado 1500 | Auto Trans; 2 Piece Driveshaft | B | 1,2,3 | 5-3147X* | 5-795X** | 15-3147X |
| | Silverado 1500 | Standard Trans; 2 Piece Driveshaft | B | 3 | 5-212X* | 5-793X** | |
| 1999-2004 | Silverado 1500 | Standard Cab; Short Bed; 1 Piece Driveshaft | A | 1,2 | 5-3147X* | 5-795X** | 15-3147X |
| | Silverado 1500 | Standard Cab; Long Bed; 1 Piece Driveshaft | A | 2 | 5-212X* | 5-793X** | |
| 1999-2006 | Silverado 1500 | Standard Cab; Long Bed; 1 Piece Driveshaft | A | 1 | 5-213X* | 5-1330-1X* 5-1330X** | 15-213X |
| 2001 | Silverado 1500 | Standard Trans; w/o QuadraSteer | B | 1,2 | 5-213X* | 5-1330-1X* 5-1330X** | 15-213X |
| | Silverado 1500 | Auto Trans; w/o QuadraSteer | B | 1,2,3 | 5-3147X* | 5-795X** | 15-3147X |
| | Silverado 1500 | Standard Trans; w/o QuadraSteer | B | 3 | 5-212X* | 5-793X** | |
| 2002-2005 | Silverado 1500 | 2 Piece Driveshaft; w/ QuadraSteer | S | 1,2 | 5-3147X* | 5-795X** | 15-3147X |
| | Silverado 1500 | Extended Cab; Standard Trans; Long Bed; 2 Piece Driveshaft; w/o QuadraSteer | S | 1,2 | 5-213X* | 5-1330-1X* 5-1330X** | 15-213X |
| | Silverado 1500 | Extended Cab; Auto Trans; 2 Piece Driveshaft; w/o QuadraSteer | S | 1,2,3 | 5-3147X* | 5-795X** | 15-3147X |
| | Silverado 1500 | 2 Piece Driveshaft; w/ QuadraSteer | S | 3 | 5-178X* | 5-1350-1X* 5-1350X** | 15-178X |
| 2004-2005 | Silverado 1500 | Extended Cab; Standard Trans; Long Bed; 2 Piece Driveshaft; w/o QuadraSteer | S | 3 | 5-212X* | 5-793X** | |
| | Silverado 1500 | Crew Cab; 1 Piece Driveshaft | A | 1 | 5-213X* | 5-1330-1X* 5-1330X** | 15-213X |
| 2005 | Silverado 1500 | Crew Cab; 1 Piece Driveshaft | A | 2 | 5-212X* | 5-793X** | |
| | Silverado 1500 | Extended Cab; Standard Trans; Short Bed; 1 Piece Driveshaft | A | 1 | 5-213X* | 5-1330-1X* 5-1330X** | 15-213X |
| 2006 | Silverado 1500 | Standard Cab; Short Bed; 1 Piece Driveshaft | A | 1 | 5-3147X* | 5-795X** | 15-3147X |
| | Silverado 1500 | Extended Cab; Standard Trans; Short Bed; 1 Piece Driveshaft | A | 2 | 5-212X* | 5-793X** | |
| | Silverado 1500 | Standard Cab; Long Bed; 1 Piece Driveshaft | A | 2 | 5-212X* | 5-793X** | 15-3147X |
| | Silverado 1500 | Standard Cab; Short Bed; 1 Piece Driveshaft | A | 2 | 5-3147X* | 5-795X** | |
| | Silverado 1500 | Crew Cab; 1 Piece Driveshaft; w/o QuadraSteer | A | 1 | 5-213X* | 5-1330-1X* 5-1330X** | 15-213X |
| 2007-2013 | Silverado 1500 | Crew Cab; 1 Piece Driveshaft; w/ QuadraSteer | A | 1,2 | 5-178X* | 5-1350-1X* 5-1350X** | 15-178X |
| | Silverado 1500 | Standard Cab; Standard Bed; 1 Piece Driveshaft | A | 1,2 | 5-3147X* | 5-795X** | 15-3147X |
| | Silverado 1500 | Crew Cab; 1 Piece Driveshaft; w/o QuadraSteer | A | 2 | 5-212X* | 5-793X** | |
| | Silverado 1500 | Standard Cab; Long Bed; 1 Piece Driveshaft | A | 2 | 5-212X* | 5-793X** | |
| | Silverado 1500 | Extended Cab; Standard Trans; 2 Piece Driveshaft | S | 1,2 | 5-213X* | 5-1330-1X* 5-1330X** | 15-213X |
| | Silverado 1500 | Extended Cab; Auto Trans; 2 Piece Driveshaft | S | 1,2,3 | 5-3147X* | 5-795X** | 15-3147X |
| | Silverado 1500 | Extended Cab; Standard Trans; 2 Piece Driveshaft | S | 3 | 5-212X* | 5-793X** | |
| | Silverado 1500 | 1 Piece Driveshaft | A | 1,2 | 5-3208X | | |
| | Silverado 1500 | 2 Piece Driveshaft | S | 1,2,3 | 5-3208X | | |
| | 2014-2016 | Silverado 1500 | V6 4.3L; 1 Piece Driveshaft | A | 1,2 | 5-3147X* | 5-795X** |
| Silverado 1500 | | V8 5.3L; 1 Piece Driveshaft | A | 1,2 | 5-160X* | 5-1410-1X* 5-1410X** | 15-160X |

* GREASEABLE ** NON-GREASEABLE

Chevrolet (Cont'd)

| Year | Model | Description | Fig. | Location | Spicer Part # | SPL Part # | SVL Part # |
|-----------|---------------------------|---|------|----------|---------------|-------------------------|------------|
| 2014-2016 | Silverado 1500 | V8 6.2L; 1 Piece Driveshaft | A | 1,2 | 5-160X* | 5-1410-1X* 5-1410X** | 15-160X |
| 2007 | Silverado 1500 Classic | 133.0" WB; 1 Piece Driveshaft | A | 1 | 5-213X* | 5-1330-1X* 5-1330X** | 15-213X |
| | Silverado 1500 Classic | 119.0" WB; 134.0" WB; 1 Piece Driveshaft | A | 1,2 | 5-3147X* | 5-795X** | 15-3147X |
| | Silverado 1500 Classic | 133.0" WB; 1 Piece Driveshaft | A | 2 | 5-212X* | 5-793X** | |
| | Silverado 1500 Classic | LS; WT; Standard Trans; 143.5" WB; 2 Piece Driveshaft | S | 1,2 | 5-213X* | 5-1330-1X* 5-1330X** | 15-213X |
| | Silverado 1500 Classic | LS; Auto Trans; 143.5" WB; 2 Piece Driveshaft | S | 1,2,3 | 5-213X* | 5-1330-1X* 5-1330X** | 15-213X |
| | Silverado 1500 Classic | LS; LT; WT; 157.5" WB; 2 Piece Driveshaft | S | 1,2,3 | 5-3147X* | 5-795X** | 15-3147X |
| | Silverado 1500 Classic | LT; WT; Auto Trans; 143.5" WB; 2 Piece Driveshaft | S | 1,2,3 | 5-3147X* | 5-795X** | 15-3147X |
| | Silverado 1500 Classic | SS; 2 Piece Driveshaft | S | 1,2,3 | 5-178X* | 5-1350-1X* 5-1350X** | 15-178X |
| | Silverado 1500 Classic | LS; WT; Standard Trans; 143.5" WB; 2 Piece Driveshaft | S | 3 | 5-212X* | 5-793X** | |
| 2001 | Silverado 1500 HD | w/ Quadrasteer | B | 1,2 | 5-3147X* | 5-795X** | 15-3147X |
| | Silverado 1500 HD | w/ Quadrasteer | B | 3 | 5-178X* | 5-1350-1X* 5-1350X** | 15-178X |
| 2002 | Silverado 1500 HD | w/o Quadrasteer | S | 1,2,3 | 5-178X* | 5-1350-1X* 5-1350X** | 15-178X |
| 2003 | Silverado 1500 HD | w/ Quadrasteer | S | 1,2 | 5-3147X* | 5-795X** | 15-3147X |
| | Silverado 1500 HD | w/ Quadrasteer | S | 3 | 5-178X* | 5-1350-1X* 5-1350X** | 15-178X |
| 2005-2006 | Silverado 1500 HD | | S | 1,2,3 | 5-178X* | 5-1350-1X* 5-1350X** | 15-178X |
| 2007 | Silverado 1500 HD Classic | Aluminum Driveshaft | S | 1,2,3 | | 5-3615X | |
| 1999-2000 | Silverado 2500 | Auto Trans; w/ Aluminum Yoke | B | 1,2,3 | | 5-3615X | |
| | Silverado 2500 | Auto Trans; w/ Steel Yoke | B | 1,2,3 | 5-178X* | 5-1350-1X* 5-1350X** | 15-178X |
| | Silverado 2500 | Standard Trans; w/ Aluminum Yoke | B | 1,2,3 | | 5-3616X | |
| | Silverado 2500 | Standard Trans; w/ Steel Yoke | B | 1,2,3 | 5-160X* | 5-1410-1X* 5-1410X** | 15-160X |
| 2001 | Silverado 2500 | | B | 1,2,3 | 5-178X* | 5-1350-1X* 5-1350X** | 15-178X |
| 2002-2004 | Silverado 2500 | | S | 1,2,3 | 5-178X* | 5-1350-1X* 5-1350X** | 15-178X |
| 2001-2006 | Silverado 2500 HD | w/ AAM 1415 Series Driveshaft | S | 1,2,3 | 5-3207X** | | |
| | Silverado 2500 HD | w/ Spicer 1410 Series Driveshaft; w/ Aluminum Yoke | S | 1,2,3 | | 5-3616X | |
| | Silverado 2500 HD | w/ Spicer 1410 Series Driveshaft; w/ Steel Yoke | S | 1,2,3 | 5-160X* | 5-1410-1X* 5-1410X** | 15-160X |
| | Silverado 2500 HD | w/ Spicer 1480 Series Driveshaft | S | 1,2,3 | 5-188X* | SPL55-1X* SPL55X** | 15-188X |
| 2007-2010 | Silverado 2500 HD | w/ AAM Driveshaft | S | 1,2,3 | 5-3206X | | |
| | Silverado 2500 HD | w/ Spicer Driveshaft | S | 1,2,3 | 5-160X* | 5-1410-1X* 5-1410X** | 15-160X |
| 2011 | Silverado 2500 HD | Diesel; w/ AAM Driveshaft | S | 1,2,3 | 5-3206X | | |
| | Silverado 2500 HD | Flex-Fuel; Diesel; w/ Spicer Driveshaft | S | 1,2,3 | 5-160X* | 5-1410-1X* 5-1410X** | 15-160X |
| | Silverado 2500 HD | Flex-Fuel; Exc. 133.0" WB; w/ AAM Driveshaft | S | 1,2,3 | 5-3206X | | |
| 2012-2013 | Silverado 2500 HD | | S | 1 | 5-3207X** | | |
| | Silverado 2500 HD | Diesel | S | 2 | 5-3206X | | |
| | Silverado 2500 HD | Flex-Fuel; Gas | S | 2 | 5-3207X** | | |
| | Silverado 2500 HD | | S | 3 | 5-3206X | | |
| 2014 | Silverado 2500 HD | V8 6.0L; LT; 133.6in WB; 2 Piece Driveshaft | S | 2 | 5-160X* | 5-1410-1X* 5-1410X** | 15-160X |
| | Silverado 2500 HD | V8 6.0L; LT; 153.7in WB; 2 Piece Driveshaft | S | 2 | 5-160X* | 5-1410-1X* 5-1410X** | 15-160X |
| | Silverado 2500 HD | V8 6.0L; LT; 167.7in WB; 2 Piece Driveshaft | S | 2 | 5-160X* | 5-1410-1X* 5-1410X** | 15-160X |

* GREASEABLE ** NON-GREASEABLE



Chevrolet (Cont'd)

| Year | Model | Description | Fig. | Location | Spicer Part # | SPL Part # | SVL Part # |
|-----------|-------------------|---|------|----------|---------------|-------------------------|------------|
| 2014 | Silverado 2500 HD | V8 6.0L; WT; 133.6in WB; 2 Piece Driveshaft | S | 2 | 5-160X* | 5-1410-1X* 5-1410X** | 15-160X |
| | Silverado 2500 HD | V8 6.0L; WT; 153.7in WB; 2 Piece Driveshaft | S | 2 | 5-160X* | 5-1410-1X* 5-1410X** | 15-160X |
| | Silverado 2500 HD | V8 6.0L; WT; 167.7in WB; 2 Piece Driveshaft | S | 2 | 5-160X* | 5-1410-1X* 5-1410X** | 15-160X |
| | Silverado 2500 HD | V8 6.6L; LT; 2 Piece Driveshaft | S | 2,3 | 5-188X* | SPL55-1X* SPL55X** | 15-188X |
| | Silverado 2500 HD | V8 6.6L; LTZ; 2 Piece Driveshaft | S | 2,3 | 5-188X* | SPL55-1X* SPL55X** | 15-188X |
| | Silverado 2500 HD | V8 6.6L; WT; 2 Piece Driveshaft | S | 2,3 | 5-188X* | SPL55-1X* SPL55X** | 15-188X |
| | Silverado 2500 HD | V8 6.0L; LT; 153.7in WB; 2 Piece Driveshaft | S | 3 | 5-188X* | SPL55-1X* SPL55X** | 15-188X |
| | Silverado 2500 HD | V8 6.0L; LT; 167.7in WB; 2 Piece Driveshaft | S | 3 | 5-188X* | SPL55-1X* SPL55X** | 15-188X |
| | Silverado 2500 HD | V8 6.0L; LTZ; 2 Piece Driveshaft | S | 3 | 5-188X* | SPL55-1X* SPL55X** | 15-188X |
| | Silverado 2500 HD | V8 6.0L; WT; 153.7in WB; 2 Piece Driveshaft | S | 3 | 5-188X* | SPL55-1X* SPL55X** | 15-188X |
| | Silverado 2500 HD | V8 6.0L; WT; 167.7in WB; 2 Piece Driveshaft | S | 3 | 5-188X* | SPL55-1X* SPL55X** | 15-188X |
| 2014-2015 | Silverado 2500 HD | V8 6.0L; LTZ; 2 Piece Driveshaft | S | 2 | 5-160X* | 5-1410-1X* 5-1410X** | 15-160X |
| 2014-2016 | Silverado 2500 HD | V8 6.6L; LT; 2 Piece Driveshaft | S | 1 | 5-160X* | 5-1410-1X* 5-1410X** | 15-160X |
| | Silverado 2500 HD | V8 6.6L; LTZ; 2 Piece Driveshaft | S | 1 | 5-160X* | 5-1410-1X* 5-1410X** | 15-160X |
| | Silverado 2500 HD | V8 6.6L; WT; 2 Piece Driveshaft | S | 1 | 5-160X* | 5-1410-1X* 5-1410X** | 15-160X |
| 2015 | Silverado 2500 HD | V8 6.0L; High Country; 2 Piece Driveshaft | S | 2 | 5-160X* | 5-1410-1X* 5-1410X** | 15-160X |
| | Silverado 2500 HD | V8 6.0L; LT; 2 Piece Driveshaft | S | 2 | 5-160X* | 5-1410-1X* 5-1410X** | 15-160X |
| | Silverado 2500 HD | V8 6.0L; WT; 2 Piece Driveshaft | S | 2 | 5-160X* | 5-1410-1X* 5-1410X** | 15-160X |
| | Silverado 2500 HD | 2 Piece Driveshaft | S | 3 | 5-188X* | SPL55-1X* SPL55X** | 15-188X |
| 2015-2016 | Silverado 2500 HD | V8 6.6L; High Country; 2 Piece Driveshaft | S | 2 | 5-160X* | 5-1410-1X* 5-1410X** | 15-160X |
| | Silverado 2500 HD | V8 6.6L; LT; 2 Piece Driveshaft | S | 2 | 5-188X* | SPL55-1X* SPL55X** | 15-188X |
| | Silverado 2500 HD | V8 6.6L; LTZ; 2 Piece Driveshaft | S | 2 | 5-188X* | SPL55-1X* SPL55X** | 15-188X |
| | Silverado 2500 HD | V8 6.6L; WT; 2 Piece Driveshaft | S | 2 | 5-188X* | SPL55-1X* SPL55X** | 15-188X |
| 2016 | Silverado 2500 HD | V8 6.0L; 2 Piece Driveshaft | S | 2 | 5-160X* | 5-1410-1X* 5-1410X** | 15-160X |
| | Silverado 2500 HD | V8 6.0L; 2 Piece Driveshaft | S | 3 | 5-188X* | SPL55-1X* SPL55X** | 15-188X |
| | Silverado 2500 HD | V8 6.6L; 2 Piece Driveshaft | S | 3 | 5-188X* | SPL55-1X* SPL55X** | 15-188X |

* GREASEABLE ** NON-GREASEABLE

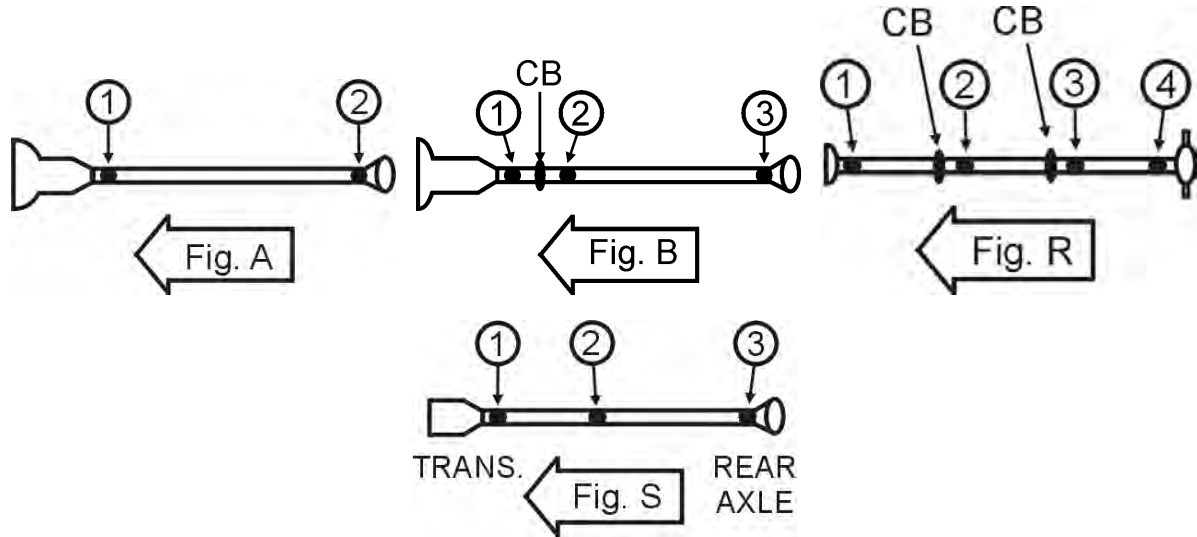
R
W
D

Chevrolet (Cont'd)

| Year | Model | Description | Fig. | Location | Spicer Part # | SPL Part # | SVL Part # |
|-----------|-------------------|--|------|----------|---------------|-------------------------|------------|
| 2001-2002 | Silverado 3500 | 3 Piece Driveshaft; w/ Spicer 1410 Series Driveshaft | R | 1,2,3,4 | 5-160X* | 5-1410-1X* 5-1410X** | 15-160X |
| | Silverado 3500 | 2 Piece Driveshaft; w/ AAM 1415 Series Driveshaft | S | 1,2,3 | 5-3207X** | | |
| | Silverado 3500 | 2 Piece Driveshaft; w/ Spicer 1410 Series Driveshaft; w/ Aluminum Yoke | S | 1,2,3 | | 5-3616X | |
| | Silverado 3500 | 2 Piece Driveshaft; w/ Spicer 1410 Series Driveshaft; w/ Steel Yoke | S | 1,2,3 | 5-160X* | 5-1410-1X* 5-1410X** | 15-160X |
| | Silverado 3500 | 2 Piece Driveshaft; w/ Spicer 1480 Series Driveshaft | S | 1,2,3 | 5-188X* | SPL55-1X* SPL55X** | 15-188X |
| 2003-2006 | Silverado 3500 | w/ AAM 1415 Series Driveshaft | S | 1,2,3 | 5-3207X** | | |
| | Silverado 3500 | w/ Spicer 1410 Series Driveshaft; w/ Aluminum Yoke | S | 1,2,3 | | 5-3616X | |
| | Silverado 3500 | w/ Spicer 1410 Series Driveshaft; w/ Steel Yoke | S | 1,2,3 | 5-160X* | 5-1410-1X* 5-1410X** | 15-160X |
| | Silverado 3500 | w/ Spicer 1480 Series Driveshaft | S | 1,2,3 | 5-188X* | SPL55-1X* SPL55X** | 15-188X |
| 2007-2010 | Silverado 3500 HD | | S | 1 | 5-3207X** | | |
| | Silverado 3500 HD | | S | 2,3 | 5-3206X | | |
| 2011 | Silverado 3500 HD | w/ AAM 1485 Series Driveshaft | S | 2,3 | 5-3206X | | |
| 2011-2013 | Silverado 3500 HD | w/ AAM 1415 Series Driveshaft | S | 1 | 5-3207X** | | |
| 2014 | Silverado 3500 HD | 2 Piece Driveshaft | S | 2,3 | 5-188X* | SPL55-1X* SPL55X** | 15-188X |
| 2014-2015 | Silverado 3500 HD | 2 Piece Driveshaft | S | 1 | 5-160X* | 5-1410-1X* 5-1410X** | 15-160X |
| 2015 | Silverado 3500 HD | V8 6.0L; LT; 2 Piece Driveshaft | S | 2 | 5-188X* | SPL55-1X* SPL55X** | 15-188X |
| | Silverado 3500 HD | V8 6.0L; LTZ; 2 Piece Driveshaft | S | 2 | 5-188X* | SPL55-1X* SPL55X** | 15-188X |
| | Silverado 3500 HD | V8 6.0L; WT; 2 Piece Driveshaft | S | 2 | 5-188X* | SPL55-1X* SPL55X** | 15-188X |
| | Silverado 3500 HD | V8 6.6L; LT; 2 Piece Driveshaft | S | 2 | 5-188X* | SPL55-1X* SPL55X** | 15-188X |
| | Silverado 3500 HD | V8 6.6L; LTZ; 2 Piece Driveshaft | S | 2 | 5-188X* | SPL55-1X* SPL55X** | 15-188X |
| | Silverado 3500 HD | V8 6.6L; WT; 2 Piece Driveshaft | S | 2 | 5-188X* | SPL55-1X* SPL55X** | 15-188X |
| | Silverado 3500 HD | 2 Piece Driveshaft | S | 3 | 5-188X* | SPL55-1X* SPL55X** | 15-188X |
| 2015-2016 | Silverado 3500 HD | V8 6.0L; High Country; 2 Piece Driveshaft | S | 2 | 5-160X* | 5-1410-1X* 5-1410X** | 15-160X |
| | Silverado 3500 HD | V8 6.6L; High Country; 2 Piece Driveshaft | S | 2 | 5-160X* | 5-1410-1X* 5-1410X** | 15-160X |
| 2016 | Silverado 3500 HD | V8 6.0L; LT; 2 Piece Driveshaft | S | 1 | 5-160X* | 5-1410-1X* 5-1410X** | 15-160X |
| | Silverado 3500 HD | V8 6.0L; LTZ; 2 Piece Driveshaft | S | 1 | 5-160X* | 5-1410-1X* 5-1410X** | 15-160X |
| | Silverado 3500 HD | V8 6.0L; WT; 2 Piece Driveshaft | S | 1 | 5-160X* | 5-1410-1X* 5-1410X** | 15-160X |
| | Silverado 3500 HD | V8 6.6L; LT; 2 Piece Driveshaft | S | 1 | 5-160X* | 5-1410-1X* 5-1410X** | 15-160X |
| | Silverado 3500 HD | V8 6.6L; LTZ; 2 Piece Driveshaft | S | 1 | 5-160X* | 5-1410-1X* 5-1410X** | 15-160X |
| | Silverado 3500 HD | V8 6.6L; WT; 2 Piece Driveshaft | S | 1 | 5-160X* | 5-1410-1X* 5-1410X** | 15-160X |
| | Silverado 3500 HD | V8 6.0L; LT; 2 Piece Driveshaft | S | 2,3 | 5-188X* | SPL55-1X* SPL55X** | 15-188X |
| | Silverado 3500 HD | V8 6.0L; LTZ; 2 Piece Driveshaft | S | 2,3 | 5-188X* | SPL55-1X* SPL55X** | 15-188X |
| | Silverado 3500 HD | V8 6.0L; WT; 2 Piece Driveshaft | S | 2,3 | 5-188X* | SPL55-1X* SPL55X** | 15-188X |
| | Silverado 3500 HD | V8 6.6L; LT; 2 Piece Driveshaft | S | 2,3 | 5-188X* | SPL55-1X* SPL55X** | 15-188X |

* GREASEABLE ** NON-GREASEABLE

RWD



Chevrolet (Cont'd)

| Year | Model | Description | Fig. | Location | Spicer Part # | SPL Part # | SVL Part # |
|-----------|-------------------|---|------|----------|---------------|-------------------------|------------|
| 2016 | Silverado 3500 HD | V8 6.6L; LTZ; 2 Piece Driveshaft | S | 2,3 | 5-188X* | SPL55-1X* SPL55X** | 15-188X |
| | Silverado 3500 HD | V8 6.6L; WT; 2 Piece Driveshaft | S | 2,3 | 5-188X* | SPL55-1X* SPL55X** | 15-188X |
| | Silverado 3500 HD | V8 6.0L; High Country; 2 Piece Driveshaft | S | 3 | 5-188X* | SPL55-1X* SPL55X** | 15-188X |
| | Silverado 3500 HD | V8 6.6L; High Country; 2 Piece Driveshaft | S | 3 | 5-188X* | SPL55-1X* SPL55X** | 15-188X |
| 2003-2006 | SSR | 1 Piece Driveshaft | A | 1,2 | 5-3147X* | 5-795X** | 15-3147X |
| 2000-2006 | Suburban 1500 | 1 Piece Driveshaft | A | 1 | 5-213X* | 5-1330-1X* 5-1330X** | 15-213X |
| | Suburban 1500 | 1 Piece Driveshaft | A | 2 | 5-212X* | 5-793X** | |
| 2007-2008 | Suburban 1500 | V8 5.3L; 1 Piece Driveshaft | A | 1,2 | 5-3147X* | 5-795X** | 15-3147X |
| | Suburban 1500 | V8 6.0L; 1 Piece Driveshaft | A | 1,2 | 5-178X* | 5-1350-1X* 5-1350X** | 15-178X |
| 2009-2014 | Suburban 1500 | 1 Piece Driveshaft | A | 1,2 | 5-178X* | 5-1350-1X* 5-1350X** | 15-178X |
| 2001-2006 | Suburban 2500 | V8 6.0L; 1 Piece Driveshaft | A | 1,2 | 5-178X* | 5-1350-1X* 5-1350X** | 15-178X |
| | Suburban 2500 | V8 8.1L; 1 Piece Driveshaft | A | 1,2 | 5-160X* | 5-1410-1X* 5-1410X** | 15-160X |
| 2007 | Suburban 2500 | 1 Piece Driveshaft | A | 1,2 | 5-178X* | 5-1350-1X* 5-1350X** | 15-178X |
| 2008-2013 | Suburban 2500 | 1 Piece Driveshaft | A | 1,2 | 5-160X* | 5-1410-1X* 5-1410X** | 15-160X |
| 1997-2002 | T6500 | Propeller Shaft Center Support | B | CB | 210866-1X | | |
| 1997-2002 | T7500 | Propeller Shaft Center Support | B | CB | 210866-1X | | |
| 1995-1999 | Tahoe | | A | 1,2 | 5-3147X* | 5-795X** | 15-3147X |
| 2000-2007 | Tahoe | 1 Piece Driveshaft | A | 1,2 | 5-3147X* | 5-795X** | 15-3147X |
| 2008 | Tahoe | V8 4.8L; 1 Piece Driveshaft | A | 1,2 | 5-3147X* | 5-795X** | 15-3147X |
| | Tahoe | V8 5.3L; 1 Piece Driveshaft | A | 1,2 | 5-3147X* | 5-795X** | 15-3147X |
| | Tahoe | V8 6.0L; 1 Piece Driveshaft | A | 1,2 | 5-178X* | 5-1350-1X* 5-1350X** | 15-178X |
| | Tahoe | V8 6.2L; 1 Piece Driveshaft | A | 1,2 | 5-178X* | 5-1350-1X* 5-1350X** | 15-178X |
| 2009-2016 | Tahoe | 1 Piece Driveshaft | A | 1,2 | 5-178X* | 5-1350-1X* 5-1350X** | 15-178X |
| 1998-2004 | Tracker | | A | 1,2 | 5-1503X | | |
| 2002-2005 | Trailblazer | 1 Piece Driveshaft | A | 1,2 | 5-3147X* | 5-795X** | 15-3147X |
| 2006-2008 | Trailblazer | L6 4.2L; 1 Piece Driveshaft | A | 1,2 | 5-3147X* | 5-795X** | 15-3147X |

* GREASEABLE ** NON-GREASEABLE

R
W
D

Chevrolet (Cont'd)

| Year | Model | Description | Fig. | Location | Spicer Part # | SPL Part # | SVL Part # |
|-----------|-----------------|-----------------------------|------|----------|---------------|-------------------------|------------|
| 2006-2008 | Trailblazer | V8 5.3L; 1 Piece Driveshaft | A | 1,2 | 5-3147X* | 5-795X** | 15-3147X |
| | Trailblazer | V8 6.0L; 1 Piece Driveshaft | A | 1,2 | 5-178X* | 5-1350-1X* 5-1350X** | 15-178X |
| 2009 | Trailblazer | 1 Piece Driveshaft | A | 1,2 | 5-178X* | 5-1350-1X* 5-1350X** | 15-178X |
| 2002-2006 | Trailblazer EXT | 1 Piece Driveshaft | A | 1,2 | 5-3147X* | 5-795X** | 15-3147X |

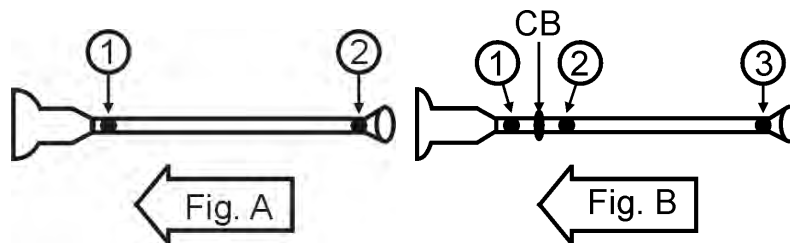
Chrysler

| Year | Model | Description | Fig. | Location | Spicer Part # | SPL Part # | SVL Part # |
|-----------|-------|--------------------|------|----------|---------------|------------|------------|
| 2007-2009 | Aspen | 1 Piece Driveshaft | A | 1,2 | 5-3147X* | 5-795X** | 15-3147X |

Dodge

| Year | Model | Description | Fig. | Location | Spicer Part # | SPL Part # | SVL Part # |
|-----------|-------------|---|------|----------|---------------|-------------------------|------------|
| 1964-1970 | A100 | | A | 1,2 | 5-3228X | 5-789X | |
| 1967-1970 | A100 Pickup | | A | 1,2 | 5-3228X | 5-789X | |
| 1964-1970 | A100 Truck | | A | 1,2 | 5-3228X | 5-789X | |
| 1975-1980 | B100 | w/ 2.125" Snap Ring | A | 1,2 | 5-3228X | 5-789X | |
| | B100 | w/ 2.625" Snap Ring | A | 1,2 | 5-1309X | 5-811X | |
| 1971-1973 | B100 Van | | A | 1,2 | 5-3228X | 5-789X | |
| 1974 | B100 Van | 3.7L; 5.2L; 5.9L | A | 1,2 | 5-3228X | 5-789X | |
| | B100 Van | 7.2L | A | 1,2 | 5-1309X | 5-811X | |
| 1981 | B150 | w/ 2.125" Snap Ring | A | 1,2 | 5-3228X | 5-789X | |
| | B150 | w/ 2.625" Snap Ring | A | 1,2 | 5-1309X | 5-811X | |
| 1982-1987 | B150 | | A | 1,2 | 5-3228X | 5-789X | |
| 1988 | B150 | 2 Piece Driveshaft | B | 1,2,3 | 5-1309X | 5-811X | |
| 1988-1991 | B150 | 1 Piece Driveshaft | A | 1,2 | 5-3228X | 5-789X | |
| 1989-1991 | B150 | 2 Piece Driveshaft | B | 1,2,3 | 5-160X* | 5-1410-1X* 5-1410X** | 15-160X |
| 1992-1994 | B150 | 1.078" Cup Dia. | A | 1,2 | 5-3228X | 5-789X | |
| | B150 | 1.126" Cup Dia. | A | 1,2 | 5-1309X | 5-811X | |
| 1995-1997 | B1500 | | A | 1,2 | 5-1309X | 5-811X | |
| 1998 | B1500 | 127.6" WB | A | 1 | 5-213X* | 5-1330-1X* 5-1330X** | 15-213X |
| | B1500 | 109.6" WB | A | 1,2 | 5-1309X | 5-811X | |
| | B1500 | 127.6" WB | A | 2 | 5-3227X | 5-7437X | |
| 1975-1980 | B200 | w/ 2.125" Snap Ring | A | 1,2 | 5-3228X | 5-789X | |
| | B200 | w/ 2.625" Snap Ring | A | 1,2 | 5-1309X | 5-811X | |
| 1971-1973 | B200 Van | | A | 1,2 | 5-3228X | 5-789X | |
| 1974 | B200 Van | w/ 2.125" Snap Ring | A | 1,2 | 5-3228X | 5-789X | |
| | B200 Van | w/ 2.625" Snap Ring | A | 1,2 | 5-1309X | 5-811X | |
| 1981 | B250 | w/ 2.125" Snap Ring | A | 1,2 | 5-3228X | 5-789X | |
| | B250 | w/ 2.625" Snap Ring | A | 1,2 | 5-1309X | 5-811X | |
| 1982-1988 | B250 | | A | 1,2 | 5-3228X | 5-789X | |
| 1989-1991 | B250 | 1 Piece Driveshaft | A | 1,2 | 5-3228X | 5-789X | |
| | B250 | 2 Piece Driveshaft | B | 1,2,3 | 5-160X* | 5-1410-1X* 5-1410X** | 15-160X |
| 1992-1994 | B250 | 1.078" Cup Dia. | A | 1,2 | 5-3228X | 5-789X | |
| | B250 | 1.125" Cup Dia. | A | 1,2 | 5-1309X | 5-811X | |
| 1995-1997 | B2500 | | A | 1,2 | 5-1309X | 5-811X | |
| 1998 | B2500 | | A | 1 | 5-213X* | 5-1330-1X* 5-1330X** | 15-213X |
| | B2500 | w/ Steel Yoke | A | 2 | 5-3227X | 5-7437X | |
| 1975-1980 | B300 | 1 Piece Driveshaft; w/ 2.125" Snap Ring | A | 1,2 | 5-3228X | 5-789X | |
| | B300 | 1 Piece Driveshaft; w/ 2.625" Snap Ring | A | 1,2 | 5-1309X | 5-811X | |
| | B300 | 2 Piece Driveshaft; w/ 2.125" Snap Ring | B | 1,2,3 | 5-3228X | 5-789X | |
| | B300 | 2 Piece Driveshaft; w/ 2.625" Snap Ring | B | 1,2,3 | 5-1309X | 5-811X | |
| 1971-1974 | B300 Van | 1 Piece Driveshaft; w/ 2.125" Snap Ring | A | 1,2 | 5-3228X | 5-789X | |
| | B300 Van | 1 Piece Driveshaft; w/ 2.625" Snap Ring | A | 1,2 | 5-1309X | 5-811X | |
| | B300 Van | 2 Piece Driveshaft; w/ 2.125" Snap Ring | B | 1,2,3 | 5-3228X | 5-789X | |

* GREASEABLE ** NON-GREASEABLE



Dodge (Cont'd)

| Year | Model | Description | Fig. | Location | Spicer Part # | SPL Part # | SVL Part # |
|-----------|-------------|---|------|----------|---------------|-------------------------|------------|
| 1971-1974 | B300 Van | 2 Piece Driveshaft; w/ 2.625" Snap Ring | B | 1,2,3 | 5-1309X | 5-811X | |
| 1981 | B350 | 1 Piece Driveshaft; w/ 2.125" Snap Ring | A | 1,2 | 5-3228X | 5-789X | |
| | B350 | 1 Piece Driveshaft; w/ 2.625" Snap Ring | A | 1,2 | 5-1309X | 5-811X | |
| | B350 | 2 Piece Driveshaft; w/ 2.125" Snap Ring | B | 1,2,3 | 5-3228X | 5-789X | |
| | B350 | 2 Piece Driveshaft; w/ 2.625" Snap Ring | B | 1,2,3 | 5-1309X | 5-811X | |
| | B350 | 2 Piece Driveshaft | B | 1,2,3 | 5-3228X | 5-789X | |
| 1982-1988 | B350 | 2 Piece Driveshaft | B | 1,2,3 | 5-3228X | 5-789X | |
| 1982-1991 | B350 | 1 Piece Driveshaft | A | 1,2 | 5-3228X | 5-789X | |
| 1989-1991 | B350 | 2 Piece Driveshaft | B | 1,2,3 | 5-160X* | 5-1410-1X* 5-1410X** | 15-160X |
| 1992-1994 | B350 | 1.078" Cup Dia.; 7260 Series | A | 1,2 | 5-3228X | 5-789X | |
| | B350 | 1.125" Cup Dia.; 7290 Series | A | 1,2 | 5-1309X | 5-811X | |
| 1995-1998 | B3500 | 1.125" Cup Dia.; 7290 Series | A | 1,2 | 5-1309X | 5-811X | |
| | B3500 | 1.188" Cup Dia.; 1410 Series | A | 1,2 | 5-160X* | 5-1410-1X* 5-1410X** | 15-160X |
| 1973-1980 | CB300 | 1 Piece Driveshaft; w/ 2.125" Snap Ring | A | 1,2 | 5-3228X | 5-789X | |
| | CB300 | 1 Piece Driveshaft; w/ 2.625" Snap Ring | A | 1,2 | 5-1309X | 5-811X | |
| | CB300 | 2 Piece Driveshaft; w/ 2.125" Snap Ring | B | 1,2,3 | 5-3228X | 5-789X | |
| | CB300 | 2 Piece Driveshaft; w/ 2.625" Snap Ring | B | 1,2,3 | 5-1309X | 5-811X | |
| 1975-1979 | D100 | 1 Piece Driveshaft; w/ 2.125" Snap Ring | A | 1,2 | 5-3228X | 5-789X | |
| | D100 | 1 Piece Driveshaft; w/ 2.625" Snap Ring | A | 1,2 | 5-1309X | 5-811X | |
| | D100 | 2 Piece Driveshaft; w/ 2.125" Snap Ring | B | 1,2,3 | 5-3228X | 5-789X | |
| | D100 | 2 Piece Driveshaft; w/ 2.625" Snap Ring | B | 1,2,3 | 5-1309X | 5-811X | |
| 1957 | D100 Pickup | | A | 1,2 | 5-1200X | | |
| | D100 Pickup | | B | 1 | | | 15-153X |
| | D100 Pickup | | B | 1 | 5-153X* | 5-1310-1X* 5-1310X** | |
| | D100 Pickup | | B | 2 | | | 15-153X |
| | D100 Pickup | | B | 2 | 5-153X* | 5-1310-1X* 5-1310X** | |
| | D100 Pickup | | B | 3 | 5-153X* | 5-1310-1X* 5-1310X** | 15-153X |
| 1958-1959 | D100 Pickup | | B | 1,2,3 | 5-1200X | | |
| 1968-1972 | D100 Pickup | | B | 1,2,3 | 5-3228X | 5-789X | |
| 1973-1974 | D100 Pickup | 1 Piece Driveshaft; w/ 2.125" Snap Ring | A | 1,2 | 5-3228X | 5-789X | |
| | D100 Pickup | 1 Piece Driveshaft; w/ 2.625" Snap Ring | A | 1,2 | 5-1309X | 5-811X | |
| | D100 Pickup | 2 Piece Driveshaft; w/ 2.125" Snap Ring | B | 1,2,3 | 5-3228X | 5-789X | |
| | D100 Pickup | 2 Piece Driveshaft; w/ 2.625" Snap Ring | B | 1,2,3 | 5-1309X | 5-811X | |
| 1960 | D100 Series | | B | 1,2,3 | 5-1200X | | |
| 1961-1967 | D100 Series | | B | 1,2,3 | 5-3228X | 5-789X | |
| 1977-1981 | D150 | 1 Piece Driveshaft; w/ 2.125" Snap Ring | A | 1,2 | 5-3228X | 5-789X | |
| | D150 | 1 Piece Driveshaft; w/ 2.625" Snap Ring | A | 1,2 | 5-1309X | 5-811X | |
| | D150 | 2 Piece Driveshaft; w/ 2.125" Snap Ring | B | 1,2,3 | 5-3228X | 5-789X | |
| | D150 | 2 Piece Driveshaft; w/ 2.625" Snap Ring | B | 1,2,3 | 5-1309X | 5-811X | |
| 1982-1988 | D150 | | B | 1,2,3 | 5-3228X | 5-789X | |
| 1989-1993 | D150 | 1.078" Cup Dia.; 7260 Series | B | 1,2,3 | 5-3228X | 5-789X | |
| | D150 | 1.125" Cup Dia.; 7290 Series | B | 1,2,3 | 5-1309X | 5-811X | |
| 1975-1980 | D200 | 1 Piece Driveshaft; w/ 2.125" Snap Ring | A | 1,2 | 5-3228X | 5-789X | |
| | D200 | 1 Piece Driveshaft; w/ 2.625" Snap Ring | A | 1,2 | 5-1309X | 5-811X | |
| | D200 | 2 Piece Driveshaft; w/ 2.125" Snap Ring | B | 1,2,3 | 5-3228X | 5-789X | |

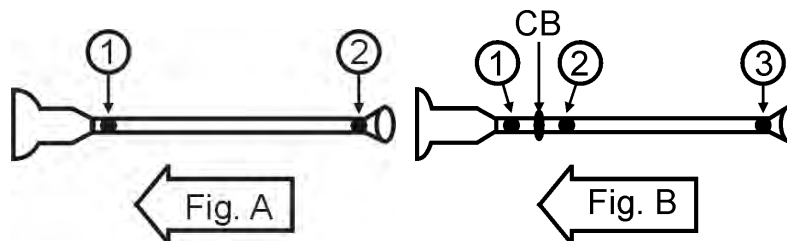
* GREASEABLE ** NON-GREASEABLE

R
W
D

Dodge (Cont'd)

| Year | Model | Description | Fig. | Location | Spicer Part # | SPL Part # | SVL Part # |
|-----------|-------------|--|------|----------|---------------|-------------------------|------------|
| 1975-1980 | D200 | 2 Piece Driveshaft; w/ 2.625" Snap Ring | B | 1,2,3 | 5-1309X | 5-811X | |
| 1957-1959 | D200 Pickup | | B | 1,2,3 | 5-1200X | | |
| 1968-1974 | D200 Pickup | 1 Piece Driveshaft; w/ 2.125" Snap Ring | A | 1,2 | 5-3228X | 5-789X | |
| | D200 Pickup | 1 Piece Driveshaft; w/ 2.625" Snap Ring | A | 1,2 | 5-1309X | 5-811X | |
| | D200 Pickup | 2 Piece Driveshaft; w/ 2.125" Snap Ring | B | 1,2,3 | 5-3228X | 5-789X | |
| | D200 Pickup | 2 Piece Driveshaft; w/ 2.625" Snap Ring | B | 1,2,3 | 5-1309X | 5-811X | |
| 1960-1967 | D200 Series | 1 Piece Driveshaft; w/ 2.125" Snap Ring | A | 1,2 | 5-3228X | 5-789X | |
| | D200 Series | 1 Piece Driveshaft; w/ 2.625" Snap Ring | A | 1,2 | 5-1309X | 5-811X | |
| | D200 Series | 2 Piece Driveshaft; w/ 2.125" Snap Ring | B | 1,2,3 | 5-3228X | 5-789X | |
| | D200 Series | 2 Piece Driveshaft; w/ 2.625" Snap Ring | B | 1,2,3 | 5-1309X | 5-811X | |
| 1981 | D250 | 1 Piece Driveshaft; w/ 2.125" Snap Ring | A | 1,2 | 5-3228X | 5-789X | |
| | D250 | 1 Piece Driveshaft; w/ 2.625" Snap Ring | A | 1,2 | 5-1309X | 5-811X | |
| | D250 | 2 Piece Driveshaft; w/ 2.125" Snap Ring | B | 1,2,3 | 5-3228X | 5-789X | |
| | D250 | 2 Piece Driveshaft; w/ 2.625" Snap Ring | B | 1,2,3 | 5-1309X | 5-811X | |
| 1982-1988 | D250 | 1 Piece Driveshaft | A | 1,2 | 5-3228X | 5-789X | |
| | D250 | 2 Piece Driveshaft | B | 1,2,3 | 5-3228X | 5-789X | |
| 1989-1993 | D250 | Diesel; 1 Piece Driveshaft | A | 1,2 | 5-160X* | 5-1410-1X* 5-1410X** | 15-160X |
| | D250 | Gas; 1 Piece Driveshaft; 1.078" Cup Dia. | A | 1,2 | 5-3228X | 5-789X | |
| | D250 | Gas; 1 Piece Driveshaft; 1.125" Cup Dia. | A | 1,2 | 5-1309X | 5-811X | |
| | D250 | Diesel; 2 Piece Driveshaft | B | 1,2,3 | 5-160X* | 5-1410-1X* 5-1410X** | 15-160X |
| | D250 | Gas; 2 Piece Driveshaft; 1.078" Cup Dia. | B | 1,2,3 | 5-3228X | 5-789X | |
| | D250 | Gas; 2 Piece Driveshaft; 1.125" Cup Dia. | B | 1,2,3 | 5-1309X | 5-811X | |
| 1975-1980 | D300 | 1 Piece Driveshaft; w/ 2.125" Snap Ring | A | 1,2 | 5-3228X | 5-789X | |
| | D300 | 1 Piece Driveshaft; w/ 2.625" Snap Ring | A | 1,2 | 5-1309X | 5-811X | |
| | D300 | 2 Piece Driveshaft; w/ 2.125" Snap Ring | B | 1,2,3 | 5-3228X | 5-789X | |
| | D300 | 2 Piece Driveshaft; w/ 2.625" Snap Ring | B | 1,2,3 | 5-1309X | 5-811X | |
| 1968-1971 | D300 Pickup | | B | 1,2,3 | 5-3228X | 5-789X | |
| 1972-1974 | D300 Pickup | 1 Piece Driveshaft; w/ 2.125" Snap Ring | A | 1,2 | 5-3228X | 5-789X | |
| | D300 Pickup | 1 Piece Driveshaft; w/ 2.625" Snap Ring | A | 1,2 | 5-1309X | 5-811X | |
| | D300 Pickup | 2 Piece Driveshaft; w/ 2.125" Snap Ring | B | 1,2,3 | 5-3228X | 5-789X | |
| | D300 Pickup | 2 Piece Driveshaft; w/ 2.625" Snap Ring | B | 1,2,3 | 5-1309X | 5-811X | |
| 1960-1967 | D300 Series | | B | 1,2,3 | 5-3228X | 5-789X | |
| 1981 | D350 | 1 Piece Driveshaft; w/ 2.125" Snap Ring | A | 1,2 | 5-3228X | 5-789X | |
| | D350 | 1 Piece Driveshaft; w/ 2.625" Snap Ring | A | 1,2 | 5-1309X | 5-811X | |
| | D350 | 2 Piece Driveshaft; w/ 2.125" Snap Ring | B | 1,2,3 | 5-3228X | 5-789X | |
| | D350 | 2 Piece Driveshaft; w/ 2.625" Snap Ring | B | 1,2,3 | 5-1309X | 5-811X | |
| 1982-1988 | D350 | | B | 1,2,3 | 5-3228X | 5-789X | |
| 1989-1993 | D350 | Diesel; 1 Piece Driveshaft | A | 1,2 | 5-160X* | 5-1410-1X* 5-1410X** | 15-160X |
| | D350 | Gas; 1 Piece Driveshaft; 1.078" Cup Dia. | A | 1,2 | 5-3228X | 5-789X | |
| | D350 | Gas; 1 Piece Driveshaft; 1.125" Cup Dia. | A | 1,2 | 5-1309X | 5-811X | |
| | D350 | Diesel; 2 Piece Driveshaft | B | 1,2,3 | 5-160X* | 5-1410-1X* 5-1410X** | 15-160X |
| | D350 | Gas; 2 Piece Driveshaft; 1.078" Cup Dia. | B | 1,2,3 | 5-3228X | 5-789X | |
| | D350 | Gas; 2 Piece Driveshaft; 1.125" Cup Dia. | B | 1,2,3 | 5-1309X | 5-811X | |
| 1979-1982 | D50 | 2.0L | A | 1,2 | 5-1503X | | |
| | D50 | 2.6L | A | 1,2 | 5-3217X | | |
| 1987-1989 | Dakota | 1 Piece Driveshaft | A | 1,2 | 5-3228X | 5-789X | |
| | Dakota | 2 Piece Driveshaft | B | 1,2,3 | 5-3228X | 5-789X | |
| 1990-1993 | Dakota | 1 Piece Driveshaft; 1.078" Cup Dia. | A | 1,2 | 5-3228X | 5-789X | |
| | Dakota | 1 Piece Driveshaft; 1.126" Cup Dia. | A | 1,2 | 5-1309X | 5-811X | |
| | Dakota | 2 Piece Driveshaft; 1.078" Cup Dia. | B | 1,2,3 | 5-3228X | 5-789X | |
| | Dakota | 2 Piece Driveshaft; 1.126" Cup Dia. | B | 1,2,3 | 5-1309X | 5-811X | |
| 1994-1998 | Dakota | 1 Piece Driveshaft | A | 1,2 | 5-1309X | 5-811X | |
| | Dakota | 2 Piece Driveshaft | B | 1,2,3 | 5-1309X | 5-811X | |
| 1999-2010 | Dakota | 1 Piece Driveshaft | A | 1,2 | 5-213X* | 5-1330-1X* 5-1330X** | 15-213X |

* GREASEABLE ** NON-GREASEABLE



Dodge (Cont'd)

| Year | Model | Description | Fig. | Location | Spicer Part # | SPL Part # | SVL Part # |
|-----------|----------|--|------|----------|---------------|-------------------------|------------|
| 1999-2010 | Dakota | 2 Piece Driveshaft | B | 1,2,3 | 5-213X* | 5-1330-1X* 5-1330X** | 15-213X |
| 1999 | Durango | | A | 1,2 | 5-1309X | 5-811X | |
| 2000 | Durango | V8 4.7L; 1 Piece Driveshaft | A | 1,2 | 5-213X* | 5-1330-1X* 5-1330X** | 15-213X |
| | Durango | V8 5.2L; 1 Piece Driveshaft | A | 1,2 | 5-3147X* | 5-795X** | 15-3147X |
| | Durango | V8 5.9L; 1 Piece Driveshaft | A | 1,2 | 5-213X* | 5-1330-1X* 5-1330X** | 15-213X |
| 2001-2003 | Durango | 1 Piece Driveshaft | A | 1,2 | 5-213X* | 5-1330-1X* 5-1330X** | 15-213X |
| 2004-2009 | Durango | 1 Piece Driveshaft | A | 1,2 | 5-3147X* | 5-795X** | 15-3147X |
| 1972-1974 | MB300 | w/ 2.125" Snap Ring | B | 1,2,3 | 5-3228X | 5-789X | |
| | MB300 | w/ 2.625" Snap Ring | B | 1,2,3 | 5-1309X | 5-811X | |
| 1961-1969 | P200 | 1 Piece Driveshaft | A | 1,2 | 5-3228X | 5-789X | |
| | P200 | 2 Piece Driveshaft | B | 1,2,3 | 5-3228X | 5-789X | |
| 1970-1972 | P200 | | A | 1,2 | 5-3228X | 5-789X | |
| 1967-1968 | P200 Van | 1 Piece Driveshaft | A | 1,2 | 5-3228X | 5-789X | |
| | P200 Van | 2 Piece Driveshaft | B | 1,2,3 | 5-3228X | 5-789X | |
| 1969-1974 | P200 Van | | A | 1,2 | 5-3228X | 5-789X | |
| 1994-1997 | Ram 1500 | 1 Piece Driveshaft; w/ Steel Shaft | A | 1,2 | 5-1309X | 5-811X | |
| 1994-1998 | Ram 1500 | 2 Piece Driveshaft | B | 1,2,3 | 5-1309X | 5-811X | |
| 1998 | Ram 1500 | Auto Trans; 1 Piece Driveshaft | A | 1 | 5-213X* | 5-1330-1X* 5-1330X** | 15-213X |
| | Ram 1500 | Standard Trans; 1 Piece Driveshaft | A | 1,2 | 5-1309X | 5-811X | |
| | Ram 1500 | Auto Trans; 1 Piece Driveshaft | A | 2 | 5-3227X | 5-7437X | |
| 1999 | Ram 1500 | 1 Piece Driveshaft | A | 1 | 5-213X* | 5-1330-1X* 5-1330X** | 15-213X |
| | Ram 1500 | 1 Piece Driveshaft | A | 2 | 5-3227X | 5-7437X | |
| | Ram 1500 | 2 Piece Driveshaft | B | 1,2 | 5-213X* | 5-1330-1X* 5-1330X** | 15-213X |
| | Ram 1500 | 2 Piece Driveshaft | B | 3 | 5-3227X | 5-7437X | |
| 2000-2003 | Ram 1500 | 1 Piece Driveshaft | A | 1,2 | 5-213X* | 5-1330-1X* 5-1330X** | 15-213X |
| | Ram 1500 | 2 Piece Driveshaft | B | 1,2,3 | 5-213X* | 5-1330-1X* 5-1330X** | 15-213X |
| 2004 | Ram 1500 | SLT; ST; 1 Piece Driveshaft | A | 1,2 | 5-213X* | 5-1330-1X* 5-1330X** | 15-213X |
| | Ram 1500 | SRT-10; 1 Piece Driveshaft | A | 1,2 | 5-160X* | 5-1410-1X* 5-1410X** | 15-160X |
| | Ram 1500 | SLT; ST; 2 Piece Driveshaft | B | 1,2,3 | 5-213X* | 5-1330-1X* 5-1330X** | 15-213X |
| 2005 | Ram 1500 | Laramie; SLT; ST; 1 Piece Driveshaft | A | 1,2 | 5-213X* | 5-1330-1X* 5-1330X** | 15-213X |
| | Ram 1500 | SRT-10; 1 Piece Driveshaft | A | 1,2 | 5-178X* | 5-1350-1X* 5-1350X** | 15-178X |
| | Ram 1500 | Laramie; SLT; ST; 2 Piece Driveshaft | B | 1,2,3 | 5-213X* | 5-1330-1X* 5-1330X** | 15-213X |
| | Ram 1500 | SRT-10; 2 Piece Driveshaft; w/ Aluminum Yoke | B | 1,3 | | 5-3616X | |
| | Ram 1500 | SRT-10; 2 Piece Driveshaft; w/ Steel Yoke | B | 1,3 | 5-160X* | 5-1410-1X* 5-1410X** | 15-160X |

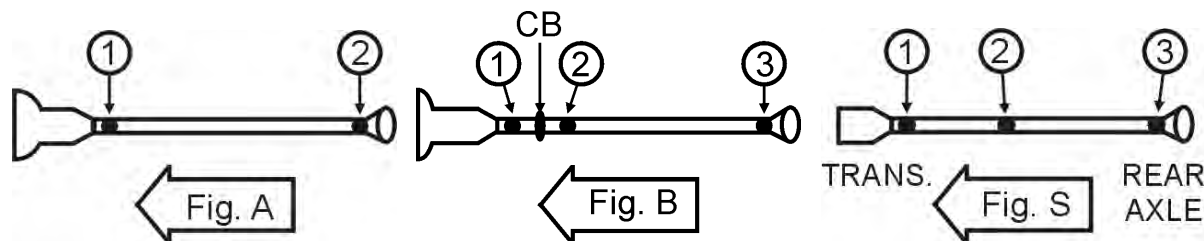
* GREASEABLE ** NON-GREASEABLE

RWD

Dodge (Cont'd)

| Year | Model | Description | Fig. | Location | Spicer Part # | SPL Part # | SVL Part # |
|-----------|--------------|---|------|----------|---------------|-------------------------|------------|
| 2006 | Ram 1500 | Crew Cab; Standard Cab; Laramie; SLT; Sport; ST; 1 Piece Driveshaft | A | 1,2 | 5-213X* | 5-1330-1X* 5-1330X** | 15-213X |
| | Ram 1500 | Standard Cab; SRT-10; 1 Piece Driveshaft | A | 1,2 | 5-178X* | 5-1350-1X* 5-1350X** | 15-178X |
| | Ram 1500 | Crew Cab; SRT-10; 2 Piece Driveshaft; w/ Aluminum Yoke | B | 1,2,3 | | 5-3616X | |
| | Ram 1500 | Crew Cab; SRT-10; 2 Piece Driveshaft; w/ Steel Yoke | B | 1,2,3 | 5-160X* | 5-1410-1X* 5-1410X** | 15-160X |
| | Ram 1500 | Crew Cab; Standard Cab; Laramie; SLT; Sport; ST; 2 Piece Driveshaft | B | 1,2,3 | 5-213X* | 5-1330-1X* 5-1330X** | 15-213X |
| | Ram 1500 | Extended Crew Cab; Laramie; SLT; 2 Piece Driveshaft | B | 1,2,3 | 5-3207X** | | |
| 2007-2008 | Ram 1500 | Crew Cab; Standard Cab; 1 Piece Driveshaft | A | 1,2 | 5-213X* | 5-1330-1X* 5-1330X** | 15-213X |
| | Ram 1500 | Crew Cab; Standard Cab; 2 Piece Driveshaft | S | 1,2,3 | 5-178X* | 5-1350-1X* 5-1350X** | 15-178X |
| | Ram 1500 | Extended Crew Cab; 2 Piece Driveshaft | S | 1,2,3 | 5-3207X** | | |
| 2009 | Ram 1500 | Crew Cab; Standard Cab; 3.7L; 1 Piece Driveshaft | A | 1,2 | 5-213X* | 5-1330-1X* 5-1330X** | 15-213X |
| | Ram 1500 | Crew Cab; Standard Cab; 4.7L; 5.7L; 1 Piece Driveshaft | A | 1,2 | 5-178X* | 5-1350-1X* 5-1350X** | 15-178X |
| | Ram 1500 | Crew Cab; Standard Cab; 3.7L; 2 Piece Driveshaft | S | 1,2,3 | 5-178X* | 5-1350-1X* 5-1350X** | 15-178X |
| | Ram 1500 | Extended Cab; 2 Piece Driveshaft | S | 1,2,3 | 5-3207X** | | |
| 2010 | Ram 1500 | 1 Piece Driveshaft | A | 1,2 | 5-178X* | 5-1350-1X* 5-1350X** | 15-178X |
| | Ram 1500 | 2 Piece Driveshaft | S | 1,2,3 | 5-213X* | 5-1330-1X* 5-1330X** | 15-213X |
| 1999 | Ram 1500 Van | | A | 1 | 5-213X* | 5-1330-1X* 5-1330X** | 15-213X |
| | Ram 1500 Van | | A | 2 | 5-3227X | 5-7437X | |
| 2000 | Ram 1500 Van | V6 3.9L; Base; 1 Piece Driveshaft | A | 1,2 | 5-213X* | 5-1330-1X* 5-1330X** | 15-213X |
| | Ram 1500 Van | V8 5.2L; Base; 1 Piece Driveshaft | A | 1,2 | 5-160X* | 5-1410-1X* 5-1410X** | 15-160X |
| | Ram 1500 Van | V8 5.9L; Base; 1 Piece Driveshaft | A | 1,2 | 5-160X* | 5-1410-1X* 5-1410X** | 15-160X |
| 2001 | Ram 1500 Van | V6 3.9L; 1 Piece Driveshaft | A | 1,2 | 5-213X* | 5-1330-1X* 5-1330X** | 15-213X |
| | Ram 1500 Van | V8 5.2L; 1 Piece Driveshaft | A | 1,2 | 5-160X* | 5-1410-1X* 5-1410X** | 15-160X |
| | Ram 1500 Van | V8 5.9L; 1 Piece Driveshaft | A | 1,2 | 5-160X* | 5-1410-1X* 5-1410X** | 15-160X |
| 2002-2003 | Ram 1500 Van | 1 Piece Driveshaft | A | 1,2 | 5-213X* | 5-1330-1X* 5-1330X** | 15-213X |
| 1998-2002 | Ram 2500 | | B | CB | 211963-1X | | |
| 1999 | Ram 2500 | Standard Trans; 2 Piece Driveshaft | B | 1,2,3 | 5-160X* | 5-1410-1X* 5-1410X** | 15-160X |
| 2000 | Ram 2500 | 1 Piece Driveshaft; 1.063" Cup Dia.; 1330 Series | A | 1 | 5-213X* | 5-1330-1X* 5-1330X** | 15-213X |
| | Ram 2500 | 1 Piece Driveshaft; 1.188" Cup Dia.; 1410 Series | A | 1 | 5-160X* | 5-1410-1X* 5-1410X** | 15-160X |
| | Ram 2500 | 1 Piece Driveshaft; 1.063" Cup Dia.; 1330 Series | A | 2 | | SPL55-3X** SPL55-4X* | |
| | Ram 2500 | 1 Piece Driveshaft; 1.188" Cup Dia.; 1410 Series | A | 2 | | SPL55-3X** SPL55-4X* | |
| | Ram 2500 | Standard Trans; 5.9L; Gas; 2 Piece Driveshaft | B | 1,2,3 | 5-160X* | 5-1410-1X* 5-1410X** | 15-160X |
| 2001-2002 | Ram 2500 | Diesel; 1 Piece Driveshaft | A | 1,2 | 5-213X* | 5-1330-1X* 5-1330X** | 15-213X |
| | Ram 2500 | Gas; 1 Piece Driveshaft | A | 1,2 | 5-160X* | 5-1410-1X* 5-1410X** | 15-160X |
| | Ram 2500 | 2 Piece Driveshaft | B | 1,2,3 | 5-160X* | 5-1410-1X* 5-1410X** | 15-160X |

* GREASEABLE ** NON-GREASEABLE



Dodge (Cont'd)

| Year | Model | Description | Fig. | Location | Spicer Part # | SPL Part # | SVL Part # |
|-----------|----------|---|------|----------|---------------|-------------------------|------------|
| 2003 | Ram 2500 | 2 Piece Driveshaft; w/ 1410 Series Driveshaft | B | 1,2,3 | 5-160X* | 5-1410-1X* 5-1410X** | 15-160X |
| 2005 | Ram 2500 | Diesel; 1 Piece Driveshaft | A | 1,2 | 5-160X* | 5-1410-1X* 5-1410X** | 15-160X |
| | Ram 2500 | Gas; Auto Trans; 1 Piece Driveshaft | A | 1,2 | 5-160X* | 5-1410-1X* 5-1410X** | 15-160X |
| | Ram 2500 | Gas; Standard Trans; 1 Piece Driveshaft | A | 1,2 | 5-3206X | | |
| | Ram 2500 | Diesel; Standard Trans; G56; 2 Piece Driveshaft; AAM 1485S | B | 1,2,3 | 5-3231X | | |
| | Ram 2500 | Diesel; Standard Trans; G56; 2 Piece Driveshaft; AAM 1485WJ | B | 1,2,3 | 5006813** | | |
| | Ram 2500 | Diesel; Standard Trans; NV5600; 2 Piece Driveshaft | B | 1,2,3 | 5-3206X | | |
| | Ram 2500 | Gas; Standard Trans; 2 Piece Driveshaft | B | 1,2,3 | 5-3206X | | |
| | Ram 2500 | Diesel; Auto Trans; 2 Piece Driveshaft | B | 1,3 | 5-160X* | 5-1410-1X* 5-1410X** | 15-160X |
| | Ram 2500 | Gas; Auto Trans; 2 Piece Driveshaft | B | 1,3 | 5-160X* | 5-1410-1X* 5-1410X** | 15-160X |
| | Ram 2500 | Auto Trans; 2 Piece Driveshaft | B | 2 | 5-160X* | 5-1410-1X* 5-1410X** | 15-160X |
| 2006 | Ram 2500 | 1 Piece Driveshaft; w/ 1410 Series Driveshaft | A | 1,2 | 5-160X* | 5-1410-1X* 5-1410X** | 15-160X |
| | Ram 2500 | Auto Trans; 2 Piece Driveshaft; w/ 1410 Series Driveshaft | B | 1,2,3 | 5-160X* | 5-1410-1X* 5-1410X** | 15-160X |
| | Ram 2500 | Naturally Aspirated; Standard Trans; 2 Piece Driveshaft; w/ 1410 Series Driveshaft | B | 1,2,3 | 5-160X* | 5-1410-1X* 5-1410X** | 15-160X |
| | Ram 2500 | Turbocharged; Standard Trans; 2 Piece Driveshaft; w/ 1480 Series Driveshaft | B | 1,2,3 | 5-188X* | SPL55-1X* SPL55X** | 15-188X |
| 2007 | Ram 2500 | Laramie; SLT; ST; Standard Trans; 6.7L; 1 Piece Driveshaft; w/ AAM 1485 Series | A | 1,2 | 5-3206X | | |
| | Ram 2500 | Exc. Power Wagon; 5.7L; 2 Piece Driveshaft; w/ AAM 1415 Series | S | 1,2,3 | 5-3207X** | | |
| | Ram 2500 | Laramie; SLT; ST; Standard Trans; 6.7L; 2 Piece Driveshaft; w/ AAM 1485 Series | S | 1,2,3 | 5-3206X | | |
| 2007-2008 | Ram 2500 | Laramie; SLT; ST; Auto Trans; 6.7L; 1 Piece Driveshaft; w/ AAM 1415 Series | A | 1,2 | 5-3207X** | | |
| | Ram 2500 | Laramie; SLT; ST; Auto Trans; 6.7L; 2 Piece Driveshaft; w/ Spicer Driveshaft | S | 1,2,3 | 5-160X* | 5-1410-1X* 5-1410X** | 15-160X |
| 2008 | Ram 2500 | Laramie; SLT; ST; SXT; Standard Trans; 6.7L; 1 Piece Driveshaft; w/ AAM 1485 Series | A | 1,2 | 5-3206X | | |
| | Ram 2500 | SXT; Auto Trans; 6.7L; 1 Piece Driveshaft; w/ Spicer Driveshaft | A | 1,2 | 5-188X* | SPL55-1X* SPL55X** | 15-188X |
| | Ram 2500 | Laramie; SLT; ST; SXT; 5.7L; 2 Piece Driveshaft; w/ AAM 1415 Series | S | 1,2,3 | 5-3207X** | | |
| | Ram 2500 | Laramie; SLT; ST; SXT; Standard Trans; 6.7L; 2 Piece Driveshaft; w/ AAM 1485 Series | S | 1,2,3 | 5-3206X | | |
| | Ram 2500 | SXT; Auto Trans; 6.7L; 2 Piece Driveshaft; w/ Spicer Driveshaft | S | 1,2,3 | 5-188X* | SPL55-1X* SPL55X** | 15-188X |
| 2009 | Ram 2500 | Laramie; SLT; ST; Auto Trans; 5.7L; 6.7L; 1 Piece Driveshaft; w/ AAM 1415 Series | A | 1,2 | 5-3207X** | | |
| | Ram 2500 | Laramie; SLT; ST; SXT; Standard Trans; 5.7L; 6.7L; 1 Piece Driveshaft; w/ AAM 1485 Series | A | 1,2 | 5-3206X | | |

* GREASEABLE ** NON-GREASEABLE

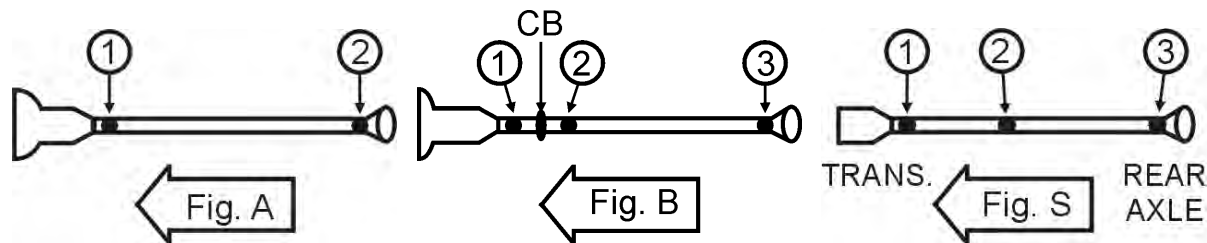
RWD

Dodge (Cont'd)

| Year | Model | Description | Fig. | Location | Spicer Part # | SPL Part # | SVL Part # |
|-----------|--------------|---|------|----------|---------------|-------------------------|------------|
| 2009 | Ram 2500 | SXT; Auto Trans; 5.7L; 6.7L; 1 Piece Driveshaft; w/ Spicer Driveshaft | A | 1,2 | 5-188X* | SPL55-1X* SPL55X** | 15-188X |
| | Ram 2500 | Laramie; SLT; ST; Auto Trans; 5.7L; 6.7L; 2 Piece Driveshaft; w/ Spicer Driveshaft | S | 1,2,3 | 5-160X* | 5-1410-1X* 5-1410X** | 15-160X |
| | Ram 2500 | Laramie; SLT; ST; SXT; Standard Trans; 5.7L; 6.7L; 2 Piece Driveshaft; w/ AAM 1485 Series | S | 1,2,3 | 5-3206X | | |
| | Ram 2500 | SXT; Auto Trans; 5.7L; 6.7L; 2 Piece Driveshaft; w/ Spicer Driveshaft | S | 1,2,3 | 5-188X* | SPL55-1X* SPL55X** | 15-188X |
| 2010 | Ram 2500 | Laramie; SLT; ST; Auto Trans; 1 Piece Driveshaft | A | 1,2 | 5-3207X** | | |
| | Ram 2500 | Laramie; SLT; ST; Standard Trans; 1 Piece Driveshaft | A | 1,2 | 5-188X* | SPL55-1X* SPL55X** | 15-188X |
| | Ram 2500 | SXT; 1 Piece Driveshaft | A | 1,2 | 5-188X* | SPL55-1X* SPL55X** | 15-188X |
| | Ram 2500 | Laramie; SLT; ST; Auto Trans; 2 Piece Driveshaft | S | 1,2,3 | 5-160X* | 5-1410-1X* 5-1410X** | 15-160X |
| | Ram 2500 | Laramie; SLT; ST; Standard Trans; 2 Piece Driveshaft | S | 1,2,3 | 5-188X* | SPL55-1X* SPL55X** | 15-188X |
| | Ram 2500 | SXT; 2 Piece Driveshaft | S | 1,2,3 | 5-188X* | SPL55-1X* SPL55X** | 15-188X |
| 1999 | Ram 2500 Van | 1 Piece Driveshaft; 1.063" Cup Dia.; Outside Snap Ring | A | 1,2 | 5-213X* | 5-1330-1X* 5-1330X** | 15-213X |
| | Ram 2500 Van | 1 Piece Driveshaft; 1.063" x 1.126" Cup Dia.; 1330 X 7290 Outside/Inside Snap Ring | A | 1,2 | 5-3227X | 5-7437X | |
| | Ram 2500 Van | 1 Piece Driveshaft; 1.126" Cup Dia.; w/ Inside Snap Ring; 7290 Series | A | 1,2 | 5-1309X | 5-811X | |
| | Ram 2500 Van | 1 Piece Driveshaft; 1.188" Cup Dia.; w/ Outside Snap Ring; 1440 Series | A | 1,2 | 5-160X* | 5-1410-1X* 5-1410X** | 15-160X |
| | Ram 2500 Van | 2 Piece Driveshaft; 1.063" x 1.126" Cup Dia.; 1330 X 7290 Outside/Inside Snap Ring | B | 1,2 | 5-3227X | 5-7437X | |
| | Ram 2500 Van | 2 Piece Driveshaft; 1.063" Cup Dia.; Outside Snap Ring | B | 1,2,3 | 5-213X* | 5-1330-1X* 5-1330X** | 15-213X |
| 2000 | Ram 2500 Van | V8 5.2L; Base; 1 Piece Driveshaft | A | 1,2 | 5-160X* | 5-1410-1X* 5-1410X** | 15-160X |
| | Ram 2500 Van | V8 5.9L; Base; 1 Piece Driveshaft | A | 1,2 | 5-160X* | 5-1410-1X* 5-1410X** | 15-160X |
| 2001 | Ram 2500 Van | V6 3.9L; 1 Piece Driveshaft | A | 1,2 | 5-213X* | 5-1330-1X* 5-1330X** | 15-213X |
| | Ram 2500 Van | V8 5.2L; 1 Piece Driveshaft | A | 1,2 | 5-160X* | 5-1410-1X* 5-1410X** | 15-160X |
| | Ram 2500 Van | V8 5.9L; 1 Piece Driveshaft | A | 1,2 | 5-160X* | 5-1410-1X* 5-1410X** | 15-160X |
| 2002-2003 | Ram 2500 Van | 1 Piece Driveshaft | A | 1,2 | 5-213X* | 5-1330-1X* 5-1330X** | 15-213X |
| 1994-1996 | Ram 3500 | Diesel; 1 Piece Driveshaft | A | 1,2 | 5-160X* | 5-1410-1X* 5-1410X** | 15-160X |
| | Ram 3500 | Gas; 1 Piece Driveshaft | A | 1,2 | 5-1309X | 5-811X | |
| | Ram 3500 | Diesel; 2 Piece Driveshaft | B | 1,2,3 | 5-160X* | 5-1410-1X* 5-1410X** | 15-160X |
| | Ram 3500 | Gas; 2 Piece Driveshaft | B | 1,2,3 | 5-1309X | 5-811X | |
| 1997 | Ram 3500 | 2 Piece Driveshaft; 1.125" Cup Dia. | B | 1,2,3 | 5-1309X | 5-811X | |
| | Ram 3500 | 2 Piece Driveshaft; 1.188" Cup Dia. | B | 1,2,3 | 5-160X* | 5-1410-1X* 5-1410X** | 15-160X |
| 1998 | Ram 3500 | Auto Trans; 1 Piece Driveshaft; 1.062" Cup Dia. | A | 1 | 5-213X* | 5-1330-1X* 5-1330X** | 15-213X |
| | Ram 3500 | Auto Trans; 1 Piece Driveshaft; 1.888" Cup Dia. | A | 1,2 | 5-160X* | 5-1410-1X* 5-1410X** | 15-160X |
| | Ram 3500 | Auto Trans; 2 Piece Driveshaft | A | 2 | 5-3227X | 5-7437X | |
| 1998-1999 | Ram 3500 | Standard Trans; 2 Piece Driveshaft; 1410 Series | B | 1,2,3 | 5-160X* | 5-1410-1X* 5-1410X** | 15-160X |
| 1998-2002 | Ram 3500 | | B | CB | 211963-1X | | |
| 1999 | Ram 3500 | 1 Piece Driveshaft; w/ Outside Snap Rings; 1.888" Cup Dia.; w/ 1350 Series | A | 1 | 5-178X* | 5-1350-1X* 5-1350X** | 15-178X |

* GREASEABLE ** NON-GREASEABLE

RWD



Dodge (Cont'd)

| Year | Model | Description | Fig. | Location | Spicer Part # | SPL Part # | SVL Part # |
|-----------|----------|---|------|----------|---------------|-------------------------|------------|
| 1999 | Ram 3500 | Auto Trans; 1 Piece Driveshaft; w/ Outside Snap Rings; 1.062" Cup Dia. | A | 1 | 5-213X* | 5-1330-1X* 5-1330X** | 15-213X |
| | Ram 3500 | Auto Trans; 1 Piece Driveshaft; w/ Outside Snap Rings; 1.888" Cup Dia.; w/ 1410 Series | A | 1 | 5-160X* | 5-1410-1X* 5-1410X** | 15-160X |
| | Ram 3500 | 1 Piece Driveshaft; w/ Inside Snap Rings | A | 2 | 5-1309X | 5-811X | |
| | Ram 3500 | Auto Trans; 1 Piece Driveshaft; w/ Inside & Outside Snap Rings | A | 2 | 5-3227X | 5-7437X | |
| | Ram 3500 | Auto Trans; 1 Piece Driveshaft; w/ Outside Snap Rings | A | 2 | 5-160X* | 5-1410-1X* 5-1410X** | 15-160X |
| 2000-2002 | Ram 3500 | 1 Piece Driveshaft | A | 1,2 | 5-160X* | 5-1410-1X* 5-1410X** | 15-160X |
| | Ram 3500 | 2 Piece Driveshaft | B | 1,2,3 | 5-160X* | 5-1410-1X* 5-1410X** | 15-160X |
| 2003 | Ram 3500 | 1 Piece Driveshaft; w/ AAM 1415 Series | A | 1,2 | 5-3207X** | | |
| | Ram 3500 | 1 Piece Driveshaft; w/ Spicer 1410 Series | A | 1,2 | 5-160X* | 5-1410-1X* 5-1410X** | 15-160X |
| | Ram 3500 | 4 Speed; 5 Speed; 2 Piece Driveshaft; w/ Spicer 1410 Series | B | 1,2,3 | 5-160X* | 5-1410-1X* 5-1410X** | 15-160X |
| 2004-2005 | Ram 3500 | Crew Cab; Standard Cab; 75.9" Bed; Auto Trans; 1 Piece Driveshaft | A | 1,2 | 5-3207X** | | |
| | Ram 3500 | Gas; 2 Piece Driveshaft | B | 1,2,3 | 5-3207X** | | |
| 2004-2006 | Ram 3500 | Diesel; Standard Trans; 2 Piece Driveshaft | B | 1,2,3 | 5-3206X | | |
| 2006 | Ram 3500 | Diesel; Auto Trans; 1 Piece Driveshaft; w/ 1410 Series Driveshaft | A | 1,2 | 5-160X* | 5-1410-1X* 5-1410X** | 15-160X |
| | Ram 3500 | Gas; 1 Piece Driveshaft; w/ 1410 Series Driveshaft | A | 1,2 | 5-160X* | 5-1410-1X* 5-1410X** | 15-160X |
| | Ram 3500 | Gas; Standard Trans; 2 Piece Driveshaft | B | 1,2,3 | 5-3207X** | | |
| 2007 | Ram 3500 | Crew Cab; Standard Cab; 1 Piece Driveshaft; w/ AAM 1415 Series | A | 1,2 | 5-3207X** | | |
| | Ram 3500 | Crew Cab; Standard Cab; 1 Piece Driveshaft; w/ Spicer Driveshaft | A | 1,2 | 5-3206X | | |
| | Ram 3500 | Cab & Chassis; 2 Piece Driveshaft; w/ AAM 1555 Series | S | 1,2,3 | 5-3230X | | |
| | Ram 3500 | Crew Cab; Extended Crew Cab; Standard Cab; 2 Piece Driveshaft; w/ AAM 1415 Series | S | 1,2,3 | 5-3207X** | | |
| | Ram 3500 | Crew Cab; Extended Crew Cab; Standard Cab; 2 Piece Driveshaft; w/ Spicer Driveshaft | S | 1,2,3 | 5-3206X | | |
| 2008 | Ram 3500 | Crew Cab; Extended Crew Cab; Standard Cab; Diesel; 1 Piece Driveshaft; w/ Spicer Driveshaft | A | 1,2 | 5-3206X | | |
| | Ram 3500 | Crew Cab; Extended Crew Cab; Standard Cab; Gas; 1 Piece Driveshaft; w/ AAM 1415 Series | A | 1,2 | 5-3207X** | | |
| | Ram 3500 | Cab & Chassis; Auto Trans; Diesel; 2 Piece Driveshaft; w/ AAM 1555 Series | S | 1,2,3 | 5-3206X | | |
| | Ram 3500 | Cab & Chassis; Standard Trans; Diesel; 2 Piece Driveshaft; w/ AAM 1555 Series | S | 1,2,3 | 5-3230X | | |
| | Ram 3500 | Crew Cab; Extended Crew Cab; Standard Cab; Diesel; 2 Piece Driveshaft; w/ Spicer Driveshaft | S | 1,2,3 | 5-3206X | | |
| | Ram 3500 | Crew Cab; Extended Crew Cab; Standard Cab; Gas; 2 Piece Driveshaft; w/ AAM 1415 Series | S | 1,2,3 | 5-3207X** | | |

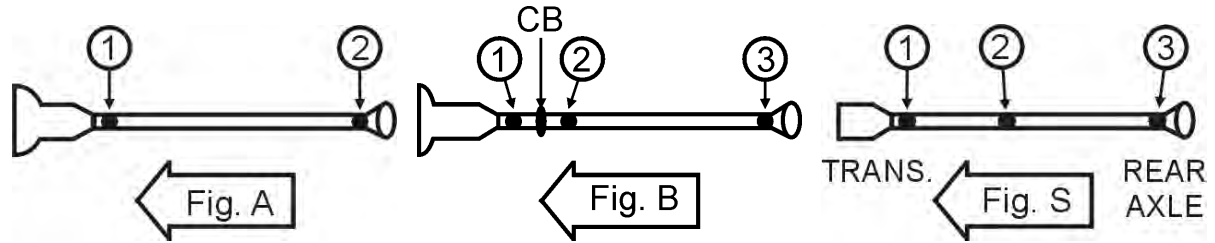
* GREASEABLE ** NON-GREASEABLE

RWD

Dodge (Cont'd)

| Year | Model | Description | Fig. | Location | Spicer Part # | SPL Part # | SVL Part # |
|-----------|--------------|---|------|----------|---------------|-------------------------|------------|
| 2009 | Ram 3500 | Laramie; Extended Crew Cab; 2 Piece Driveshaft; w/ Spicer Driveshaft | S | 1,2,3 | 5-160X* | 5-1410-1X* 5-1410X** | 15-160X |
| | Ram 3500 | Laramie; SLT; ST; Cab & Chassis; 5.7L; 2 Piece Driveshaft; w/ Spicer Driveshaft | S | 1,2,3 | 5-188X* | SPL55-1X* SPL55X** | 15-188X |
| | Ram 3500 | Laramie; SLT; ST; SXT; Crew Cab; 2 Piece Driveshaft; w/ AAM 1485 Series | S | 1,2,3 | 5-3206X | | |
| | Ram 3500 | SLT; SXT; Extended Crew Cab; Standard Cab; 2 Piece Driveshaft; w/ Spicer Driveshaft | S | 1,2,3 | 5-160X* | 5-1410-1X* 5-1410X** | 15-160X |
| | Ram 3500 | ST; Standard Cab; 2 Piece Driveshaft; w/ Spicer Driveshaft | S | 1,2,3 | 5-160X* | 5-1410-1X* 5-1410X** | 15-160X |
| 2009-2010 | Ram 3500 | Laramie; SLT; ST; SXT; 1 Piece Driveshaft; 1.188" Cup Dia. | A | 1,2 | 5-160X* | 5-1410-1X* 5-1410X** | 15-160X |
| | Ram 3500 | Laramie; SLT; ST; SXT; 1 Piece Driveshaft; 1.375" Cup Dia. | A | 1,2 | 5-188X* | SPL55-1X* SPL55X** | 15-188X |
| 2010 | Ram 3500 | Crew Cab; 2 Piece Driveshaft; w/ AAM 1485 Series | S | 1,2,3 | 5-3206X | | |
| | Ram 3500 | Extended Crew Cab; Standard Cab; 2 Piece Driveshaft; w/ Spicer Driveshaft | S | 1,2,3 | 5-160X* | 5-1410-1X* 5-1410X** | 15-160X |
| 1999 | Ram 3500 Van | 1 Piece Driveshaft; w/ Outside Snap Rings; 1.062" Cup Dia. | A | 1 | 5-213X* | 5-1330-1X* 5-1330X** | 15-213X |
| | Ram 3500 Van | 1 Piece Driveshaft; w/ Inside Snap Rings | A | 1,2 | 5-1309X | 5-811X | |
| | Ram 3500 Van | 1 Piece Driveshaft; w/ Outside Snap Rings; 1.188" Cup Dia. | A | 1,2 | 5-160X* | 5-1410-1X* 5-1410X** | 15-160X |
| | Ram 3500 Van | 1 Piece Driveshaft; w/ Inside & Outside Snap Rings | A | 2 | 5-3227X | 5-7437X | |
| | Ram 3500 Van | 2 Piece Driveshaft | B | 1 | 5-3227X | 5-7437X | |
| | Ram 3500 Van | 2 Piece Driveshaft | B | 2,3 | 5-213X* | 5-1330-1X* 5-1330X** | 15-213X |
| 2000 | Ram 3500 Van | Base; 1 Piece Driveshaft | A | 1,2 | 5-160X* | 5-1410-1X* 5-1410X** | 15-160X |
| 2001 | Ram 3500 Van | 1 Piece Driveshaft | A | 1,2 | 5-160X* | 5-1410-1X* 5-1410X** | 15-160X |
| 2002-2003 | Ram 3500 Van | 1 Piece Driveshaft | A | 1,2 | 5-213X* | 5-1330-1X* 5-1330X** | 15-213X |
| 2008-2010 | Ram 4500 | Exc. Base; 1 Piece Driveshaft | A | 1,2 | 5-3230X | | |
| | Ram 4500 | Exc. Base; 2 Piece Driveshaft | S | 1,2,3 | 5-3206X | | |
| 1983-1985 | Ram 50 | 2.3L; 2.6L | B | 1,2,3 | 5-3217X | | |
| 1983-1986 | Ram 50 | 2.0L | B | 1,2,3 | 5-1503X | | |
| 1986 | Ram 50 | 2.6L | B | 1,2,3 | 5-3217X | | |
| 1987-1988 | Ram 50 | 2 Piece Driveshaft | B | 1,2,3 | 5-3217X | | |
| 1987-1989 | Ram 50 | 2.0L; 1 Piece Driveshaft | A | 1,2 | 5-1503X | | |
| | Ram 50 | 2.6L; 1 Piece Driveshaft | A | 1,2 | 5-3217X | | |
| 1989 | Ram 50 | 2 Piece Driveshaft | B | 1,3 | 5-3217X | | |
| | Ram 50 | Auto Trans; 2 Piece Driveshaft | B | 2 | 5-1503X | | |
| | Ram 50 | Standard Trans; 2 Piece Driveshaft | B | 2 | 5-3217X | | |
| 1990-1993 | Ram 50 | Auto Trans; 72.0" Bed; 1 Piece Driveshaft | A | 1,2 | 5-1503X | | |
| | Ram 50 | Standard Trans; 72.0" Bed; 1 Piece Driveshaft | A | 1,2 | 5-3217X | | |
| | Ram 50 | Auto Trans; 84.0" Bed; 2 Piece Driveshaft | B | 1,2,3 | 5-1503X | | |
| | Ram 50 | Standard Trans; 84.0" Bed; 2 Piece Driveshaft | B | 1,2,3 | 5-3217X | | |
| 2008-2010 | Ram 5500 | Exc. Base; 1 Piece Driveshaft | A | 1,2 | 5-3230X | | |
| | Ram 5500 | Exc. Base; 2 Piece Driveshaft | S | 1,2,3 | 5-3206X | | |
| 1974-1981 | Ramcharger | w/ 2.125" Snap Ring | A | 1,2 | 5-3228X | 5-789X | |
| | Ramcharger | w/ 2.625" Snap Ring | A | 1,2 | 5-1309X | 5-811X | |
| 1982-1993 | Ramcharger | | A | 1,2 | 5-3228X | 5-789X | |
| 1978-1980 | RD200 | | B | 1,2,3 | 5-3228X | 5-789X | |

* GREASEABLE ** NON-GREASEABLE



Ford

| Year | Model | Description | Fig. | Location | Spicer Part # | SPL Part # | SVL Part # |
|-----------|-----------------|--|------|----------|---------------|-------------------------|------------|
| 1988 | Aerostar | Before 9/87 | A | 1 | 5-153X* | 5-1310-1X* 5-1310X** | 15-153X |
| | Aerostar | Automatic; Before 9/87 | A | 2 | 5-153X* | 5-1310-1X* 5-1310X** | 15-153X |
| | Aerostar | Standard; Before 9/87 | A | 2 | | 5-7439X | |
| 1989 | Aerostar | | A | 1 | 5-153X* | 5-1310-1X* 5-1310X** | 15-153X |
| | Aerostar | | A | 2 | | 5-7439X | |
| 1990-1995 | Aerostar | | A | 1,2 | 5-153X* | 5-1310-1X* 5-1310X** | 15-153X |
| 1996 | Aerostar | Steel Driveshaft | A | 1,2 | 5-213X* | 5-1330-1X* 5-1330X** | 15-213X |
| 1997 | Aerostar | Steel Driveshaft; 3.500" O.D. Yoke | A | 1,2 | 5-153X* | 5-1310-1X* 5-1310X** | 15-153X |
| | Aerostar | Steel Driveshaft; 3.875" O.D. Yoke | A | 1,2 | 5-213X* | 5-1330-1X* 5-1330X** | 15-213X |
| 1966 | Bronco | 2.8L; Bearing I.D. 1.378" | B | CB | 211175X | | |
| | Bronco | 4.7L; Bearing I.D. 1.378" | B | CB | 211175X | | |
| 1973 | Bronco | 3.3L; Bearing I.D. 1.378" | B | CB | 211175X | | |
| | Bronco | 5.0L; Bearing I.D. 1.378" | B | CB | 211175X | | |
| 1974-1995 | Bronco | Bearing I.D. 1.378" | B | CB | 211175X | | |
| 1972-1982 | Courier | 1 Piece Driveshaft | A | 1,2 | 5-3216X | | |
| | Courier | 2 Piece Driveshaft | B | 1,2,3 | 5-3216X | | |
| 1969-1974 | E-100 Econoline | 1 Piece Driveshaft | A | 1,2 | 5-153X* | 5-1310-1X* 5-1310X** | 15-153X |
| | E-100 Econoline | 2 Piece Driveshaft | B | 1,2,3 | 5-153X* | 5-1310-1X* 5-1310X** | 15-153X |
| 1969-1983 | E-100 Econoline | Bearing I.D. 1.378" | B | CB | 211175X | | |
| 1973-1983 | E-100 Econoline | Bearing I.D. 1.574" | B | CB | 211359X | | |
| 1975 | E-100 Econoline | 4.9L; 5.0L; 2 Piece Driveshaft | B | 1,2 | 5-153X* | 5-1310-1X* 5-1310X** | 15-153X |
| 1975-1978 | E-100 Econoline | 1 Piece Driveshaft | A | 1 | 5-153X* | 5-1310-1X* 5-1310X** | 15-153X |
| | E-100 Econoline | 124.0" WB; 1 Piece Driveshaft | A | 2 | | 5-7439X | |
| | E-100 Econoline | 138.0" WB; 1 Piece Driveshaft | A | 2 | 5-153X* | 5-1310-1X* 5-1310X** | 15-153X |
| | E-100 Econoline | 5.8L; Auto Trans; 2 Piece Driveshaft | B | 1,2 | 5-213X* | 5-1330-1X* 5-1330X** | 15-213X |
| | E-100 Econoline | 5.8L; Standard Trans; 2 Piece Driveshaft | B | 1,2 | 5-153X* | 5-1310-1X* 5-1310X** | 15-153X |
| | E-100 Econoline | 2 Piece Driveshaft | B | 3 | 5-153X* | 5-1310-1X* 5-1310X** | 15-153X |
| 1976-1977 | E-100 Econoline | 4.9L; 2 Piece Driveshaft | B | 1,2 | 5-153X* | 5-1310-1X* 5-1310X** | 15-153X |
| 1978 | E-100 Econoline | 4.9L; 7.5L; 2 Piece Driveshaft | B | 1,2 | 5-153X* | 5-1310-1X* 5-1310X** | 15-153X |
| 1979-1983 | E-100 Econoline | 1 Piece Driveshaft | A | 1 | 5-213X* | 5-1330-1X* 5-1330X** | 15-213X |
| | E-100 Econoline | 1 Piece Driveshaft | A | 2 | 5-1204X* | 5-7438X | 15-1204X |
| | E-100 Econoline | 2 Piece Driveshaft | B | 1,2 | 5-213X* | 5-1330-1X* 5-1330X** | 15-213X |
| | E-100 Econoline | 2 Piece Driveshaft | B | 3 | 5-1204X* | 5-7438X | 15-1204X |

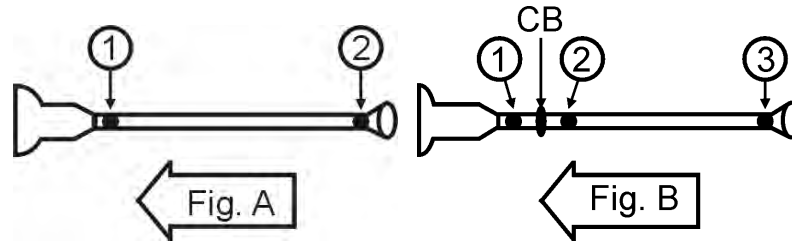
* GREASEABLE ** NON-GREASEABLE

RWD

Ford (Cont'd)

| Year | Model | Description | Fig. | Location | Spicer Part # | SPL Part # | SVL Part # |
|-----------|----------------------------|--|------|----------|---------------|-------------------------|------------|
| 1975-1978 | E-100 Econoline Club Wagon | 1 Piece Driveshaft | A | 1 | 5-153X* | 5-1310-1X* 5-1310X** | 15-153X |
| | E-100 Econoline Club Wagon | 124.0" WB; 1 Piece Driveshaft | A | 2 | | 5-7439X | |
| | E-100 Econoline Club Wagon | 138.0" WB; 1 Piece Driveshaft | A | 2 | 5-153X* | 5-1310-1X* 5-1310X** | 15-153X |
| | E-100 Econoline Club Wagon | 4.9L; 2 Piece Driveshaft | B | 1,2 | 5-153X* | 5-1310-1X* 5-1310X** | 15-153X |
| | E-100 Econoline Club Wagon | 5.8L; Auto Trans; 2 Piece Driveshaft | B | 1,2 | 5-213X* | 5-1330-1X* 5-1330X** | 15-213X |
| | E-100 Econoline Club Wagon | 5.8L; Standard Trans; 2 Piece Driveshaft | B | 1,2 | 5-153X* | 5-1310-1X* 5-1310X** | 15-153X |
| | E-100 Econoline Club Wagon | 2 Piece Driveshaft | B | 3 | 5-153X* | 5-1310-1X* 5-1310X** | 15-153X |
| 1975-1983 | E-100 Econoline Club Wagon | Bearing I.D. 1.378" | B | CB | 211175X | | |
| | E-100 Econoline Club Wagon | Bearing I.D. 1.574" | B | CB | 211359X | | |
| 1979-1983 | E-100 Econoline Club Wagon | 1 Piece Driveshaft | A | 1 | 5-213X* | 5-1330-1X* 5-1330X** | 15-213X |
| | E-100 Econoline Club Wagon | 1 Piece Driveshaft | A | 2 | 5-1204X* | 5-7438X | 15-1204X |
| | E-100 Econoline Club Wagon | 2 Piece Driveshaft | B | 1,2 | 5-213X* | 5-1330-1X* 5-1330X** | 15-213X |
| | E-100 Econoline Club Wagon | 2 Piece Driveshaft | B | 3 | 5-1204X* | 5-7438X | 15-1204X |
| 2003-2014 | E-150 | | A | 1,2 | 5-178X* | 5-1350-1X* 5-1350X** | 15-178X |
| 2003-2005 | E-150 Club Wagon | | A | 1,2 | 5-178X* | 5-1350-1X* 5-1350X** | 15-178X |
| 1975 | E-150 Econoline | 4.9L; 5.0L; 2 Piece Driveshaft | B | 1,2 | 5-153X* | 5-1310-1X* 5-1310X** | 15-153X |
| 1975-1978 | E-150 Econoline | 1 Piece Driveshaft | A | 1 | 5-153X* | 5-1310-1X* 5-1310X** | 15-153X |
| | E-150 Econoline | 124.0" WB; 1 Piece Driveshaft | A | 2 | | 5-7439X | |
| | E-150 Econoline | 138.0" WB; 1 Piece Driveshaft | A | 2 | 5-153X* | 5-1310-1X* 5-1310X** | 15-153X |
| | E-150 Econoline | 5.8L; Auto Trans; 2 Piece Driveshaft | B | 1,2 | 5-213X* | 5-1330-1X* 5-1330X** | 15-213X |
| | E-150 Econoline | 5.8L; Standard Trans; 2 Piece Driveshaft | B | 1,2 | 5-153X* | 5-1310-1X* 5-1310X** | 15-153X |
| | E-150 Econoline | 2 Piece Driveshaft | B | 3 | 5-153X* | 5-1310-1X* 5-1310X** | 15-153X |
| 1975-1983 | E-150 Econoline | Bearing I.D. 1.574" | B | CB | 211359X | | |
| 1975-1995 | E-150 Econoline | Bearing I.D. 1.378" | B | CB | 211175X | | |
| 1976-1978 | E-150 Econoline | 4.9L; 2 Piece Driveshaft | B | 1,2 | 5-153X* | 5-1310-1X* 5-1310X** | 15-153X |
| 1979-1986 | E-150 Econoline | 1 Piece Driveshaft | A | 2 | 5-1204X* | 5-7438X | 15-1204X |
| 1979-1988 | E-150 Econoline | 2 Piece Driveshaft | B | 1,2 | 5-213X* | 5-1330-1X* 5-1330X** | 15-213X |
| | E-150 Econoline | 2 Piece Driveshaft | B | 3 | 5-1204X* | 5-7438X | 15-1204X |
| 1987 | E-150 Econoline | 1 Piece Driveshaft | A | 1,2 | 5-213X* | 5-1330-1X* 5-1330X** | 15-213X |
| 1988 | E-150 Econoline | 1 Piece Driveshaft | A | 1 | 5-213X* | 5-1330-1X* 5-1330X** | 15-213X |
| | E-150 Econoline | 1 Piece Driveshaft; w/ U-Bolts | A | 2 | 5-1204X* | 5-7438X | 15-1204X |
| | E-150 Econoline | 1 Piece Driveshaft; w/out U-Bolts | A | 2 | 5-213X* | 5-1330-1X* 5-1330X** | 15-213X |
| 1989-1996 | E-150 Econoline | | A | 1,2 | 5-213X* | 5-1330-1X* 5-1330X** | 15-213X |
| 1997-1999 | E-150 Econoline | w/ Aluminum Driveshaft | A | 1,2 | | 5-3615X | |
| | E-150 Econoline | w/ Steel Driveshaft | A | 1,2 | 5-178X* | 5-1350-1X* 5-1350X** | 15-178X |

* GREASEABLE ** NON-GREASEABLE



Ford (Cont'd)

| Year | Model | Description | Fig. | Location | Spicer Part # | SPL Part # | SVL Part # |
|-----------|----------------------------|--|------|----------|---------------|-------------------------|------------|
| 2000-2002 | E-150 Econoline | | A | 1,2 | 5-178X* | 5-1350-1X* 5-1350X** | 15-178X |
| 1975-1978 | E-150 Econoline Club Wagon | 1 Piece Driveshaft | A | 1 | 5-153X* | 5-1310-1X* 5-1310X** | 15-153X |
| | E-150 Econoline Club Wagon | 124.0" WB; 1 Piece Driveshaft | A | 2 | | 5-7439X | |
| | E-150 Econoline Club Wagon | 138.0" WB; 1 Piece Driveshaft | A | 2 | 5-153X* | 5-1310-1X* 5-1310X** | 15-153X |
| | E-150 Econoline Club Wagon | 4.9L; 2 Piece Driveshaft | B | 1,2 | 5-153X* | 5-1310-1X* 5-1310X** | 15-153X |
| | E-150 Econoline Club Wagon | 5.8L; Auto Trans; 2 Piece Driveshaft | B | 1,2 | 5-213X* | 5-1330-1X* 5-1330X** | 15-213X |
| | E-150 Econoline Club Wagon | 5.8L; Standard Trans; 2 Piece Driveshaft | B | 1,2 | 5-153X* | 5-1310-1X* 5-1310X** | 15-153X |
| | E-150 Econoline Club Wagon | 2 Piece Driveshaft | B | 3 | 5-153X* | 5-1310-1X* 5-1310X** | 15-153X |
| 1975-1983 | E-150 Econoline Club Wagon | Bearing I.D. 1.574" | B | CB | 211359X | | |
| 1975-1995 | E-150 Econoline Club Wagon | Bearing I.D. 1.378" | B | CB | 211175X | | |
| 1979-1987 | E-150 Econoline Club Wagon | 1 Piece Driveshaft | A | 1,2 | 5-213X* | 5-1330-1X* 5-1330X** | 15-213X |
| 1979-1988 | E-150 Econoline Club Wagon | 2 Piece Driveshaft | B | 1,2 | 5-213X* | 5-1330-1X* 5-1330X** | 15-213X |
| | E-150 Econoline Club Wagon | 2 Piece Driveshaft | B | 3 | 5-1204X* | 5-7438X | 15-1204X |
| 1988 | E-150 Econoline Club Wagon | 1 Piece Driveshaft | A | 1 | 5-213X* | 5-1330-1X* 5-1330X** | 15-213X |
| | E-150 Econoline Club Wagon | 1 Piece Driveshaft; w/ U-Bolts | A | 2 | 5-1204X* | 5-7438X | 15-1204X |
| | E-150 Econoline Club Wagon | 1 Piece Driveshaft; w/out U-Bolts | A | 2 | 5-213X* | 5-1330-1X* 5-1330X** | 15-213X |
| 1989-1996 | E-150 Econoline Club Wagon | | A | 1,2 | 5-213X* | 5-1330-1X* 5-1330X** | 15-213X |
| 1997-1999 | E-150 Econoline Club Wagon | w/ Aluminum Driveshaft | A | 1,2 | | 5-3615X | |
| | E-150 Econoline Club Wagon | w/ Steel Driveshaft | A | 1,2 | 5-178X* | 5-1350-1X* 5-1350X** | 15-178X |
| 2000-2002 | E-150 Econoline Club Wagon | | A | 1,2 | 5-178X* | 5-1350-1X* 5-1350X** | 15-178X |
| | E-150 Econoline Club Wagon | 1 Piece Driveshaft | A | 1,2 | 5-178X* | 5-1350-1X* 5-1350X** | 15-178X |
| 1969-1974 | E-200 Econoline | 1 Piece Driveshaft | A | 1,2 | 5-153X* | 5-1310-1X* 5-1310X** | 15-153X |
| | E-200 Econoline | 2 Piece Driveshaft | B | 1,2,3 | 5-153X* | 5-1310-1X* 5-1310X** | 15-153X |
| 2003-2007 | E-250 | Bearing I.D. 1.574" | B | CB | 211359X | | |
| 2003-2014 | E-250 | | A | 1,2 | 5-178X* | 5-1350-1X* 5-1350X** | 15-178X |
| 1975-1978 | E-250 Econoline | 1 Piece Driveshaft | A | 1,2 | 5-213X* | 5-1330-1X* 5-1330X** | 15-213X |
| | E-250 Econoline | 2 Piece Driveshaft | B | 1,2,3 | 5-213X* | 5-1330-1X* 5-1330X** | 15-213X |

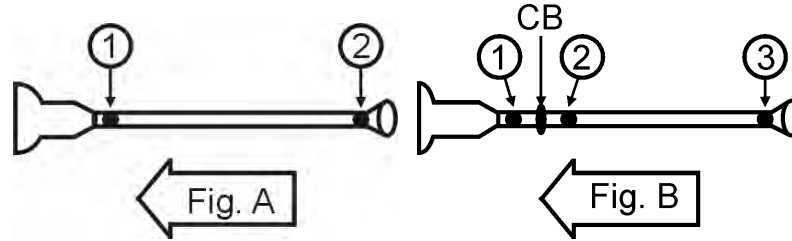
* GREASEABLE ** NON-GREASEABLE

R
W
D

Ford (Cont'd)

| Year | Model | Description | Fig. | Location | Spicer Part # | SPL Part # | SVL Part # |
|-----------|----------------------------|---|------|----------|---------------|-------------------------|------------|
| 1979 | E-250 Econoline | 2 Piece Driveshaft; 1.062" Cup Dia. | B | 1,2 | 5-213X* | 5-1330-1X* 5-1330X** | 15-213X |
| | E-250 Econoline | 2 Piece Driveshaft; 1.188" Cup Dia. | B | 1,2,3 | 5-178X* | 5-1350-1X* 5-1350X** | 15-178X |
| | E-250 Econoline | 2 Piece Driveshaft; 1.062" Cup Dia. | B | 3 | 5-1204X* | 5-7438X | 15-1204X |
| 1979-1986 | E-250 Econoline | 1 Piece Driveshaft | A | 2 | 5-1204X* | 5-7438X | 15-1204X |
| 1980-1986 | E-250 Econoline | 2 Piece Driveshaft | B | 3 | 5-1204X* | 5-7438X | 15-1204X |
| 1984 | E-250 Econoline | Auto Trans; 2 Piece Driveshaft | B | 1 | 5-213X* | 5-1330-1X* 5-1330X** | 15-213X |
| | E-250 Econoline | Standard Trans; 2 Piece Driveshaft | B | 1 | 5-1204X* | 5-7438X | 15-1204X |
| | E-250 Econoline | 2 Piece Driveshaft | B | 2 | 5-213X* | 5-1330-1X* 5-1330X** | 15-213X |
| 1985-1986 | E-250 Econoline | 2 Piece Driveshaft | B | 1,2 | 5-213X* | 5-1330-1X* 5-1330X** | 15-213X |
| 1987-1988 | E-250 Econoline | | A | 2 | 5-1204X* | 5-7438X | 15-1204X |
| 1989 | E-250 Econoline | w/ U-Bolts | A | 2 | 5-213X* | 5-1330-1X* 5-1330X** | 15-213X |
| | E-250 Econoline | w/o U-Bolts | A | 2 | 5-1204X* | 5-7438X | 15-1204X |
| 1990 | E-250 Econoline | 4.9L; 3 Speed; 1 Piece Driveshaft; w/ 3.73 Rear Axle | A | 2 | 5-1204X* | 5-7438X | 15-1204X |
| | E-250 Econoline | 4.9L; 3 Speed; 1 Piece Driveshaft; w/ 4.10 Rear Axle | A | 2 | 5-213X* | 5-1330-1X* 5-1330X** | 15-213X |
| | E-250 Econoline | 4.9L; 4 Speed; 1 Piece Driveshaft | A | 2 | 5-1204X* | 5-7438X | 15-1204X |
| | E-250 Econoline | 5.0L; 1 Piece Driveshaft | A | 2 | 5-1204X* | 5-7438X | 15-1204X |
| | E-250 Econoline | 5.8L; 3 Speed; 1 Piece Driveshaft; w/ 3.54 Rear Axle | A | 2 | 5-1204X* | 5-7438X | 15-1204X |
| | E-250 Econoline | 5.8L; 4 Speed; 1 Piece Driveshaft; w/ 4.10 Rear Axle | A | 2 | 5-1204X* | 5-7438X | 15-1204X |
| | E-250 Econoline | | A | 2 | 5-1204X* | 5-7438X | 15-1204X |
| 1990-1991 | E-250 Econoline | 1 Piece Driveshaft | A | 1 | 5-213X* | 5-1330-1X* 5-1330X** | 15-213X |
| | E-250 Econoline | 5.8L; 3 Speed; 1 Piece Driveshaft; w/ 4.10 Rear Axle | A | 2 | 5-213X* | 5-1330-1X* 5-1330X** | 15-213X |
| | E-250 Econoline | 5.8L; 4 Speed; 2 Piece Driveshaft; w/ 4.10 Rear Axle | B | 1,2 | 5-213X* | 5-1330-1X* 5-1330X** | 15-213X |
| | E-250 Econoline | 5.8L; 4 Speed; 2 Piece Driveshaft; w/ 4.10 Rear Axle | B | 3 | 5-1204X* | 5-7438X | 15-1204X |
| 1991 | E-250 Econoline | 4.9L; 5.0L; 1 Piece Driveshaft | A | 2 | 5-1204X* | 5-7438X | 15-1204X |
| | E-250 Econoline | 5.8L; 3 Speed; 4 Speed; 1 Piece Driveshaft; w/ 3.54 Rear Axle | A | 2 | 5-1204X* | 5-7438X | 15-1204X |
| 1992-1996 | E-250 Econoline | | A | 1 | 5-213X* | 5-1330-1X* 5-1330X** | 15-213X |
| | E-250 Econoline | w/ U-Bolts | A | 2 | 5-1204X* | 5-7438X | 15-1204X |
| | E-250 Econoline | w/o U-Bolts | A | 2 | 5-213X* | 5-1330-1X* 5-1330X** | 15-213X |
| 1997-2002 | E-250 Econoline | | A | 1,2 | 5-178X* | 5-1350-1X* 5-1350X** | 15-178X |
| 1999-2000 | E-250 Econoline | Bearing I.D. 1.378" | B | CB | 211175X | | |
| 1999-2002 | E-250 Econoline | Bearing I.D. 1.574" | B | CB | 211359X | | |
| 1975-1978 | E-250 Econoline Club Wagon | 1 Piece Driveshaft | A | 1,2 | 5-213X* | 5-1330-1X* 5-1330X** | 15-213X |
| | E-250 Econoline Club Wagon | 2 Piece Driveshaft | B | 1,2,3 | 5-213X* | 5-1330-1X* 5-1330X** | 15-213X |
| 1975-1991 | E-250 Econoline Club Wagon | Bearing I.D. 1.574" | B | CB | 211359X | | |
| 1979 | E-250 Econoline Club Wagon | 2 Piece Driveshaft; 1.062" Cup Dia. | B | 1,2 | 5-213X* | 5-1330-1X* 5-1330X** | 15-213X |
| | E-250 Econoline Club Wagon | 2 Piece Driveshaft; 1.188" Cup Dia. | B | 1,2,3 | 5-178X* | 5-1350-1X* 5-1350X** | 15-178X |
| | E-250 Econoline Club Wagon | 2 Piece Driveshaft; 1.062" Cup Dia. | B | 3 | 5-1204X* | 5-7438X | 15-1204X |
| 1979-1986 | E-250 Econoline Club Wagon | 1 Piece Driveshaft | A | 2 | 5-1204X* | 5-7438X | 15-1204X |

* GREASEABLE ** NON-GREASEABLE



Ford (Cont'd)

| Year | Model | Description | Fig. | Location | Spicer Part # | SPL Part # | SVL Part # |
|-----------|----------------------------|---|------|----------|---------------|-------------------------|------------|
| 1980-1986 | E-250 Econoline Club Wagon | 2 Piece Driveshaft | B | 3 | 5-1204X* | 5-7438X | 15-1204X |
| 1980-1991 | E-250 Econoline Club Wagon | Bearing I.D. 1.378" | B | CB | 211175X | | |
| 1984 | E-250 Econoline Club Wagon | Auto Trans; 2 Piece Driveshaft | B | 1 | 5-213X* | 5-1330-1X* 5-1330X** | 15-213X |
| | E-250 Econoline Club Wagon | Standard Trans; 2 Piece Driveshaft | B | 1 | 5-1204X* | 5-7438X | 15-1204X |
| | E-250 Econoline Club Wagon | 2 Piece Driveshaft | B | 2 | 5-213X* | 5-1330-1X* 5-1330X** | 15-213X |
| 1985-1986 | E-250 Econoline Club Wagon | 2 Piece Driveshaft | B | 1,2 | 5-213X* | 5-1330-1X* 5-1330X** | 15-213X |
| 1987-1988 | E-250 Econoline Club Wagon | | A | 2 | 5-1204X* | 5-7438X | 15-1204X |
| 1987-1989 | E-250 Econoline Club Wagon | | A | 1 | 5-213X* | 5-1330-1X* 5-1330X** | 15-213X |
| 1989 | E-250 Econoline Club Wagon | w/ U-Bolts | A | 2 | 5-213X* | 5-1330-1X* 5-1330X** | 15-213X |
| | E-250 Econoline Club Wagon | w/o U-Bolts | A | 2 | 5-1204X* | 5-7438X | 15-1204X |
| 1990 | E-250 Econoline Club Wagon | 4.9L; 3 Speed; 1 Piece Driveshaft; w/ 3.73 Rear Axle | A | 2 | 5-1204X* | 5-7438X | 15-1204X |
| | E-250 Econoline Club Wagon | 4.9L; 3 Speed; 1 Piece Driveshaft; w/ 4.10 Rear Axle | A | 2 | 5-213X* | 5-1330-1X* 5-1330X** | 15-213X |
| | E-250 Econoline Club Wagon | 4.9L; 4 Speed; 1 Piece Driveshaft | A | 2 | 5-1204X* | 5-7438X | 15-1204X |
| | E-250 Econoline Club Wagon | 5.8L; 3 Speed; 1 Piece Driveshaft; w/ 3.54 Rear Axle | A | 2 | 5-1204X* | 5-7438X | 15-1204X |
| | E-250 Econoline Club Wagon | 5.8L; 4 Speed; 1 Piece Driveshaft; w/ 4.10 Rear Axle | A | 2 | 5-1204X* | 5-7438X | 15-1204X |
| | E-250 Econoline Club Wagon | 7.3L; 7.5L; 1 Piece Driveshaft | A | 2 | 5-1204X* | 5-7438X | 15-1204X |
| 1990-1991 | E-250 Econoline Club Wagon | 1 Piece Driveshaft | A | 1 | 5-213X* | 5-1330-1X* 5-1330X** | 15-213X |
| | E-250 Econoline Club Wagon | 5.8L; 3 Speed; 1 Piece Driveshaft; w/ 4.10 Rear Axle | A | 2 | 5-213X* | 5-1330-1X* 5-1330X** | 15-213X |
| | E-250 Econoline Club Wagon | 5.8L; 4 Speed; 2 Piece Driveshaft; w/ 4.10 Rear Axle | B | 1,2 | 5-213X* | 5-1330-1X* 5-1330X** | 15-213X |
| | E-250 Econoline Club Wagon | 5.8L; 4 Speed; 2 Piece Driveshaft; w/ 4.10 Rear Axle | B | 3 | 5-1204X* | 5-7438X | 15-1204X |
| 1991 | E-250 Econoline Club Wagon | 4.9L; 7.3L; 7.5L; 1 Piece Driveshaft | A | 2 | 5-1204X* | 5-7438X | 15-1204X |
| | E-250 Econoline Club Wagon | 5.8L; 3 Speed; 4 Speed; 1 Piece Driveshaft; w/ 3.54 Rear Axle | A | 2 | 5-1204X* | 5-7438X | 15-1204X |
| 1969-1974 | E-300 Econoline | 1 Piece Driveshaft; 1.062" Cup Dia. | A | 1,2 | 5-153X* | 5-1310-1X* 5-1310X** | 15-153X |
| | E-300 Econoline | 1 Piece Driveshaft; 1.188" Cup Dia. | A | 1,2 | 5-178X* | 5-1350-1X* 5-1350X** | 15-178X |
| | E-300 Econoline | 2 Piece Driveshaft; 1.062" Cup Dia. | B | 1,2,3 | 5-153X* | 5-1310-1X* 5-1310X** | 15-153X |
| | E-300 Econoline | 2 Piece Driveshaft; 1.188" Cup Dia. | B | 1,2,3 | 5-178X* | 5-1350-1X* 5-1350X** | 15-178X |
| | E-300 Econoline | Bearing I.D. 1.378" | B | CB | 211175X | | |
| 1973-1974 | E-300 Econoline | Bearing I.D. 1.574" | B | CB | 211359X | | |

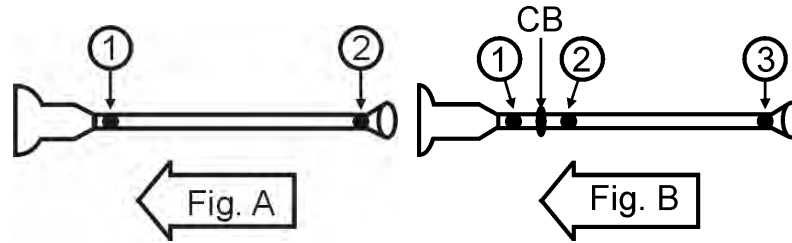
* GREASEABLE ** NON-GREASEABLE

R
W
D

Ford (Cont'd)

| Year | Model | Description | Fig. | Location | Spicer Part # | SPL Part # | SVL Part # |
|-----------|------------------|---|------|----------|---------------|-------------------------|------------|
| 2003 | E-350 Club Wagon | 1 Piece Driveshaft | A | 1,2 | 5-178X* | 5-1350-1X* 5-1350X** | 15-178X |
| | E-350 Club Wagon | 2 Piece Driveshaft | B | 1,2,3 | 5-178X* | 5-1350-1X* 5-1350X** | 15-178X |
| 2004-2005 | E-350 Club Wagon | V8 5.4L; 1 Piece Driveshaft | A | 1,2 | 5-178X* | 5-1350-1X* 5-1350X** | 15-178X |
| | E-350 Club Wagon | V8 6.0L; 1 Piece Driveshaft | A | 1,2 | 5-160X* | 5-1410-1X* 5-1410X** | 15-160X |
| 2005 | E-350 Club Wagon | V10 6.8L; 1 Piece Driveshaft | A | 1,2 | 5-178X* | 5-1350-1X* 5-1350X** | 15-178X |
| | E-350 Club Wagon | V10 6.8L; 2 Piece Driveshaft | B | 1,3 | 5-160X* | 5-1410-1X* 5-1410X** | 15-160X |
| | E-350 Club Wagon | V8 5.4L; 2 Piece Driveshaft | B | 1,3 | 5-160X* | 5-1410-1X* 5-1410X** | 15-160X |
| | E-350 Club Wagon | V8 6.0L; 2 Piece Driveshaft | B | 1,3 | 5-160X* | 5-1410-1X* 5-1410X** | 15-160X |
| | E-350 Club Wagon | 2 Piece Driveshaft | B | 2 | 5-160X* | 5-1410-1X* 5-1410X** | 15-160X |
| | E-350 Club Wagon | Bearing I.D. 1.574" | B | CB | 211359X | | |
| 1975-1978 | E-350 Econoline | 1 Piece Driveshaft | A | 1,2 | 5-213X* | 5-1330-1X* 5-1330X** | 15-213X |
| | E-350 Econoline | 2 Piece Driveshaft | B | 1,2,3 | 5-213X* | 5-1330-1X* 5-1330X** | 15-213X |
| 1975-1983 | E-350 Econoline | Bearing I.D. 1.574" | B | CB | 211359X | | |
| 1975-1995 | E-350 Econoline | Bearing I.D. 1.378" | B | CB | 211175X | | |
| 1979 | E-350 Econoline | 2 Piece Driveshaft; 1.062" Cup Dia. | B | 1,2 | 5-213X* | 5-1330-1X* 5-1330X** | 15-213X |
| | E-350 Econoline | 2 Piece Driveshaft; 1.188" Cup Dia. | B | 1,2,3 | 5-178X* | 5-1350-1X* 5-1350X** | 15-178X |
| | E-350 Econoline | 2 Piece Driveshaft; 1.062" & 1.125" Cup Dia. | B | 3 | 5-1204X* | 5-7438X | 15-1204X |
| 1979-1988 | E-350 Econoline | 1 Piece Driveshaft | A | 2 | 5-1204X* | 5-7438X | 15-1204X |
| 1979-1989 | E-350 Econoline | 1 Piece Driveshaft | A | 1 | 5-213X* | 5-1330-1X* 5-1330X** | 15-213X |
| | E-350 Econoline | 2 Piece Driveshaft | B | 3 | 5-1204X* | 5-7438X | 15-1204X |
| 1980-1989 | E-350 Econoline | 2 Piece Driveshaft | B | 3 | 5-1204X* | 5-7438X | 15-1204X |
| | E-350 Econoline | Auto Trans; 2 Piece Driveshaft | B | 1 | 5-213X* | 5-1330-1X* 5-1330X** | 15-213X |
| 1984-1986 | E-350 Econoline | Standard Trans; 2 Piece Driveshaft | B | 1 | 5-1204X* | 5-7438X | 15-1204X |
| | E-350 Econoline | 2 Piece Driveshaft | B | 2 | 5-213X* | 5-1330-1X* 5-1330X** | 15-213X |
| 1984-1988 | E-350 Econoline | 2 Piece Driveshaft | B | 2 | 5-213X* | 5-1330-1X* 5-1330X** | 15-213X |
| 1987-1988 | E-350 Econoline | 2 Piece Driveshaft | B | 1 | 5-1204X* | 5-7438X | 15-1204X |
| 1989 | E-350 Econoline | 1 Piece Driveshaft; w/ U-Bolts | A | 2 | 5-1204X* | 5-7438X | 15-1204X |
| | E-350 Econoline | 1 Piece Driveshaft; w/o U-Bolts | A | 2 | 5-213X* | 5-1330-1X* 5-1330X** | 15-213X |
| | E-350 Econoline | 2 Piece Driveshaft | B | 1,2 | 5-213X* | 5-1330-1X* 5-1330X** | 15-213X |
| 1990 | E-350 Econoline | 138.0" WB; 4-Speed; 1 Piece Driveshaft | A | 1 | 5-213X* | 5-1330-1X* 5-1330X** | 15-213X |
| | E-350 Econoline | 138.0" WB; 3-Speed; 1 Piece Driveshaft | A | 1,2 | 5-213X* | 5-1330-1X* 5-1330X** | 15-213X |
| | E-350 Econoline | 158.0" WB; 4-Speed; 2 Piece Driveshaft | B | 1,2 | 5-213X* | 5-1330-1X* 5-1330X** | 15-213X |
| | E-350 Econoline | 176.0" WB; 2 Piece Driveshaft | B | 1,2 | 5-213X* | 5-1330-1X* 5-1330X** | 15-213X |
| | E-350 Econoline | 158.0" WB; 4-Speed; 2 Piece Driveshaft | B | 3 | 5-1204X* | 5-7438X | 15-1204X |
| 1991 | E-350 Econoline | 176.0" WB; 2 Piece Driveshaft | B | 3 | 5-1204X* | 5-7438X | 15-1204X |
| | E-350 Econoline | 138.0" WB; 4.9L; 1 Piece Driveshaft | A | 2 | 5-213X* | 5-1330-1X* 5-1330X** | 15-213X |
| 1991-1992 | E-350 Econoline | 138.0" WB; 5.8L; 7.3L; 7.5L; 1 Piece Driveshaft | A | 2 | 5-1204X* | 5-7438X | 15-1204X |
| | E-350 Econoline | 138.0" WB; 1 Piece Driveshaft | A | 1 | 5-213X* | 5-1330-1X* 5-1330X** | 15-213X |
| | E-350 Econoline | 158.0" WB; 176.0" WB; 2 Piece Driveshaft | B | 1,2 | 5-213X* | 5-1330-1X* 5-1330X** | 15-213X |

* GREASEABLE ** NON-GREASEABLE



Ford (Cont'd)

| Year | Model | Description | Fig. | Location | Spicer Part # | SPL Part # | SVL Part # |
|-----------|----------------------------|--|------|----------|---------------|-------------------------|------------|
| 1991-1992 | E-350 Econoline | 158.0" WB; 176.0" WB; 2 Piece Driveshaft | B | 3 | 5-1204X* | 5-7438X | 15-1204X |
| 1992 | E-350 Econoline | 138.0" WB; 3-Speed; 1 Piece Driveshaft | A | 2 | 5-213X* | 5-1330-1X* 5-1330X** | 15-213X |
| 1993-1994 | E-350 Econoline | 138.0" WB; 4-Speed; 1 Piece Driveshaft | A | 2 | 5-1204X* | 5-7438X | 15-1204X |
| | E-350 Econoline | 5.8L; 7.3L; 1 Piece Driveshaft | A | 1 | 5-213X* | 5-1330-1X* 5-1330X** | 15-213X |
| | E-350 Econoline | 7.5L; 1 Piece Driveshaft | A | 1,2 | 5-178X* | 5-1350-1X* 5-1350X** | 15-178X |
| | E-350 Econoline | 5.8L; 7.3L; 1 Piece Driveshaft | A | 2 | 5-1204X* | 5-7438X | 15-1204X |
| | E-350 Econoline | 5.8L; 7.3L; 2 Piece Driveshaft | B | 1,2 | 5-213X* | 5-1330-1X* 5-1330X** | 15-213X |
| | E-350 Econoline | 7.5L; 2 Piece Driveshaft | B | 1,2,3 | 5-178X* | 5-1350-1X* 5-1350X** | 15-178X |
| | E-350 Econoline | 5.8L; 7.3L; 2 Piece Driveshaft | B | 3 | 5-1204X* | 5-7438X | 15-1204X |
| 1993-1996 | E-350 Econoline | 4.9L; 138.0" WB; 1 Piece Driveshaft | A | 1,2 | 5-213X* | 5-1330-1X* 5-1330X** | 15-213X |
| | E-350 Econoline | 4.9L; 158.0" WB; 176.0" WB; 2 Piece Driveshaft | B | 1,2 | 5-213X* | 5-1330-1X* 5-1330X** | 15-213X |
| | E-350 Econoline | 4.9L; 158.0" WB; 176.0" WB; 2 Piece Driveshaft | B | 3 | 5-1204X* | 5-7438X | 15-1204X |
| 1995-1996 | E-350 Econoline | 5.8L; 1 Piece Driveshaft; 1.062" Cup Dia. | A | 1 | 5-213X* | 5-1330-1X* 5-1330X** | 15-213X |
| | E-350 Econoline | 5.8L; 1 Piece Driveshaft; 1.188" Cup Dia. | A | 1,2 | 5-178X* | 5-1350-1X* 5-1350X** | 15-178X |
| | E-350 Econoline | 7.3L; 7.5L; 1 Piece Driveshaft | A | 1,2 | 5-178X* | 5-1350-1X* 5-1350X** | 15-178X |
| | E-350 Econoline | 5.8L; 1 Piece Driveshaft; 1.062" & 1.125" Cup Dia. | A | 2 | 5-1204X* | 5-7438X | 15-1204X |
| | E-350 Econoline | 5.8L; 2 Piece Driveshaft; 1.062" Cup Dia. | B | 1,2 | 5-213X* | 5-1330-1X* 5-1330X** | 15-213X |
| | E-350 Econoline | 5.8L; 2 Piece Driveshaft; 1.188" Cup Dia. | B | 1,2,3 | 5-178X* | 5-1350-1X* 5-1350X** | 15-178X |
| | E-350 Econoline | 7.3L; 7.5L; 2 Piece Driveshaft | B | 1,2,3 | 5-178X* | 5-1350-1X* 5-1350X** | 15-178X |
| | E-350 Econoline | 5.8L; 2 Piece Driveshaft; 1.062" & 1.125" Cup Dia. | B | 3 | 5-1204X* | 5-7438X | 15-1204X |
| 1997-1998 | E-350 Econoline | 138.0" WB; 1 Piece Driveshaft | A | 1,2 | 5-178X* | 5-1350-1X* 5-1350X** | 15-178X |
| | E-350 Econoline | 158.0" WB; 176.0" WB; 2 Piece Driveshaft | B | 1,2,3 | 5-178X* | 5-1350-1X* 5-1350X** | 15-178X |
| 1977-1978 | E-350 Econoline Club Wagon | 1 Piece Driveshaft | A | 1,2 | 5-213X* | 5-1330-1X* 5-1330X** | 15-213X |
| | E-350 Econoline Club Wagon | 2 Piece Driveshaft | B | 1,2,3 | 5-213X* | 5-1330-1X* 5-1330X** | 15-213X |
| 1977-1983 | E-350 Econoline Club Wagon | Bearing I.D. 1.574" | B | CB | 211359X | | |
| 1979 | E-350 Econoline Club Wagon | 2 Piece Driveshaft | B | 1 | 5-213X* | 5-1330-1X* 5-1330X** | 15-213X |
| | E-350 Econoline Club Wagon | 2 Piece Driveshaft; 1.062" Cup Dia. | B | 2 | 5-213X* | 5-1330-1X* 5-1330X** | 15-213X |
| | E-350 Econoline Club Wagon | 2 Piece Driveshaft; 1.188" Cup Dia. | B | 2,3 | 5-178X* | 5-1350-1X* 5-1350X** | 15-178X |

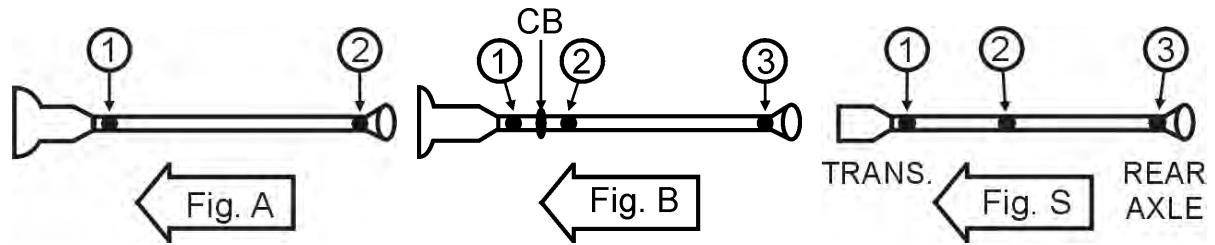
* GREASEABLE ** NON-GREASEABLE

RWD

Ford (Cont'd)

| Year | Model | Description | Fig. | Location | Spicer Part # | SPL Part # | SVL Part # |
|-----------|----------------------------|--|------|----------|---------------|-------------------------|------------|
| 1979 | E-350 Econoline Club Wagon | 2 Piece Driveshaft; 1.062" & 1.125" Cup Dia. | B | 3 | 5-1204X* | 5-7438X | 15-1204X |
| 1979-1988 | E-350 Econoline Club Wagon | 1 Piece Driveshaft | A | 2 | 5-1204X* | 5-7438X | 15-1204X |
| 1979-1989 | E-350 Econoline Club Wagon | 1 Piece Driveshaft | A | 1 | 5-213X* | 5-1330-1X* 5-1330X** | 15-213X |
| 1980-1989 | E-350 Econoline Club Wagon | 2 Piece Driveshaft | B | 3 | 5-1204X* | 5-7438X | 15-1204X |
| 1984 | E-350 Econoline Club Wagon | Auto Trans; 2 Piece Driveshaft | B | 1 | 5-213X* | 5-1330-1X* 5-1330X** | 15-213X |
| | E-350 Econoline Club Wagon | Standard Trans; 2 Piece Driveshaft | B | 1 | 5-1204X* | 5-7438X | 15-1204X |
| 1987-1988 | E-350 Econoline Club Wagon | 2 Piece Driveshaft | B | 1 | 5-1204X* | 5-7438X | 15-1204X |
| | E-350 Econoline Club Wagon | 2 Piece Driveshaft | B | 2 | 5-213X* | 5-1330-1X* 5-1330X** | 15-213X |
| 1989 | E-350 Econoline Club Wagon | 1 Piece Driveshaft; w/ U-Bolts | A | 2 | 5-1204X* | 5-7438X | 15-1204X |
| | E-350 Econoline Club Wagon | 1 Piece Driveshaft; w/o U-Bolts | A | 2 | 5-213X* | 5-1330-1X* 5-1330X** | 15-213X |
| | E-350 Econoline Club Wagon | 2 Piece Driveshaft | B | 1,2 | 5-213X* | 5-1330-1X* 5-1330X** | 15-213X |
| 1990-1996 | E-350 Econoline Club Wagon | 4-Speed | A | 1 | 5-213X* | 5-1330-1X* 5-1330X** | 15-213X |
| | E-350 Econoline Club Wagon | 3-Speed | A | 1,2 | 5-213X* | 5-1330-1X* 5-1330X** | 15-213X |
| | E-350 Econoline Club Wagon | 4-Speed | A | 2 | 5-1204X* | 5-7438X | 15-1204X |
| 1997-1999 | E-350 Econoline Club Wagon | | A | 1,2 | 5-178X* | 5-1350-1X* 5-1350X** | 15-178X |
| 1999-2002 | E-350 Econoline Club Wagon | Bearing I.D. 1.378" | B | CB | 211175X | | |
| 2000 | E-350 Econoline Club Wagon | Exc. CNG; 1 Piece Driveshaft | A | 1,2 | 5-178X* | 5-1350-1X* 5-1350X** | 15-178X |
| | E-350 Econoline Club Wagon | Exc. CNG; 2 Piece Driveshaft | B | 1,2,3 | 5-178X* | 5-1350-1X* 5-1350X** | 15-178X |
| 2001-2002 | E-350 Econoline Club Wagon | 1 Piece Driveshaft | A | 1,2 | 5-178X* | 5-1350-1X* 5-1350X** | 15-178X |
| | E-350 Econoline Club Wagon | 2 Piece Driveshaft | B | 1,2,3 | 5-178X* | 5-1350-1X* 5-1350X** | 15-178X |
| 1999 | E-350 Super Duty | 138.0" WB; 1 Piece Driveshaft | A | 1,2 | 5-178X* | 5-1350-1X* 5-1350X** | 15-178X |
| | E-350 Super Duty | 158.0" WB; 176.0" WB; 2 Piece Driveshaft | S | 1,2,3 | 5-178X* | 5-1350-1X* 5-1350X** | 15-178X |
| 1999-2002 | E-350 Super Duty | Bearing I.D. 1.378" | B | CB | 211175X | | |
| 2000-2003 | E-350 Super Duty | Exc. CNG; 1 Piece Driveshaft | A | 1,2 | 5-178X* | 5-1350-1X* 5-1350X** | 15-178X |
| | E-350 Super Duty | Exc. CNG; 2 Piece Driveshaft | S | 1,2,3 | 5-178X* | 5-1350-1X* 5-1350X** | 15-178X |
| 2004 | E-350 Super Duty | V10 6.8L; 4 Speed; 1 Piece Driveshaft | A | 1,2 | 5-178X* | 5-1350-1X* 5-1350X** | 15-178X |
| | E-350 Super Duty | V10 6.8L; 5 Speed; 1 Piece Driveshaft | A | 1,2 | 5-160X* | 5-1410-1X* 5-1410X** | 15-160X |
| | E-350 Super Duty | V8 5.4L; Gas; 1 Piece Driveshaft | A | 1,2 | 5-178X* | 5-1350-1X* 5-1350X** | 15-178X |
| | E-350 Super Duty | V10 6.8L; 2 Piece Driveshaft | S | 1,2,3 | 5-178X* | 5-1350-1X* 5-1350X** | 15-178X |
| 2004-2008 | E-350 Super Duty | V8 6.0L; 1 Piece Driveshaft | A | 1,2 | 5-160X* | 5-1410-1X* 5-1410X** | 15-160X |
| 2005-2008 | E-350 Super Duty | V10 6.8L; 2 Piece Driveshaft | S | 1,2,3 | 5-160X* | 5-1410-1X* 5-1410X** | 15-160X |
| | E-350 Super Duty | V8 5.4L; 2 Piece Driveshaft | S | 1,2,3 | 5-160X* | 5-1410-1X* 5-1410X** | 15-160X |
| | E-350 Super Duty | V8 6.0L; 2 Piece Driveshaft | S | 1,2,3 | 5-160X* | 5-1410-1X* 5-1410X** | 15-160X |

* GREASEABLE ** NON-GREASEABLE



Ford (Cont'd)

| Year | Model | Description | Fig. | Location | Spicer Part # | SPL Part # | SVL Part # |
|-----------|------------------|------------------------------------|------|----------|--------------------|--|--------------------|
| 2005-2011 | E-350 Super Duty | Bearing I.D. 1.574" | B | CB | 211359X | | |
| 2009 | E-350 Super Duty | V10 6.8L; Base; 1 Piece Driveshaft | A | 1,2 | 5-178X* | 5-1350-1X* 5-1350X** | 15-178X |
| | E-350 Super Duty | V8 5.4L; Base; 1 Piece Driveshaft | A | 1,2 | 5-178X* | 5-1350-1X* 5-1350X** | 15-178X |
| | E-350 Super Duty | V8 5.4L; XL; 1 Piece Driveshaft | A | 1,2 | 5-178X* | 5-1350-1X* 5-1350X** | 15-178X |
| | E-350 Super Duty | V8 5.4L; XLT; 1 Piece Driveshaft | A | 1,2 | 5-178X* | 5-1350-1X* 5-1350X** | 15-178X |
| 2009-2010 | E-350 Super Duty | V8 6.0L; Base; 1 Piece Driveshaft | A | 1,2 | 5-160X* | 5-1410-1X* 5-1410X** | 15-160X |
| | E-350 Super Duty | V8 6.0L; XLT; 1 Piece Driveshaft | A | 1,2 | 5-160X* | 5-1410-1X* 5-1410X** | 15-160X |
| | E-350 Super Duty | V8 5.4L; Base; 2 Piece Driveshaft | S | 1,2,3 | 5-160X* | 5-1410-1X* 5-1410X** | 15-160X |
| | E-350 Super Duty | V8 6.0L; Base; 2 Piece Driveshaft | S | 1,2,3 | 5-160X* | 5-1410-1X* 5-1410X** | 15-160X |
| 2009-2014 | E-350 Super Duty | V10 6.8L; XL; 1 Piece Driveshaft | A | 1,2 | 5-160X* | 5-1410-1X* 5-1410X** | 15-160X |
| | E-350 Super Duty | V10 6.8L; Base; 2 Piece Driveshaft | S | 1,2,3 | 5-160X* | 5-1410-1X* 5-1410X** | 15-160X |
| 2010 | E-350 Super Duty | V10 6.8L; Base; 1 Piece Driveshaft | A | 1,2 | 5-160X* 5-178X* | 5-1350-1X* 5-1350X** 5-1410-1X* 5-1410X** | 15-160X 15-178X |
| | E-350 Super Duty | V8 5.4L; Base; 1 Piece Driveshaft | A | 1,2 | 5-160X* 5-178X* | 5-1350-1X* 5-1350X** 5-1410-1X* 5-1410X** | 15-160X 15-178X |
| | E-350 Super Duty | V8 5.4L; XL; 1 Piece Driveshaft | A | 1,2 | 5-160X* 5-178X* | 5-1350-1X* 5-1350X** 5-1410-1X* 5-1410X** | 15-160X 15-178X |
| | E-350 Super Duty | V8 5.4L; XLT; 1 Piece Driveshaft | A | 1,2 | 5-160X* | 5-1410-1X* 5-1410X** | 15-160X |
| | E-350 Super Duty | V8 6.0L; XL; 1 Piece Driveshaft | A | 1,2 | 5-160X* | 5-1410-1X* 5-1410X** | 15-160X |
| | E-350 Super Duty | V8 5.4L; XL; 2 Piece Driveshaft | S | 1,2,3 | 5-160X* | 5-1410-1X* 5-1410X** | 15-160X |
| 2010-2014 | E-350 Super Duty | V10 6.8L; XLT; 1 Piece Driveshaft | A | 1,2 | 5-160X* | 5-1410-1X* 5-1410X** | 15-160X |
| 2011-2014 | E-350 Super Duty | V10 6.8L; Base; 1 Piece Driveshaft | A | 1,2 | 5-160X* | 5-1410-1X* 5-1410X** | 15-160X |
| | E-350 Super Duty | V8 5.4L; Base; 1 Piece Driveshaft | A | 1,2 | 5-178X* | 5-1350-1X* 5-1350X** | 15-178X |
| | E-350 Super Duty | V8 5.4L; XL; 1 Piece Driveshaft | A | 1,2 | 5-178X* | 5-1350-1X* 5-1350X** | 15-178X |
| | E-350 Super Duty | V8 5.4L; XLT; 1 Piece Driveshaft | A | 1,2 | 5-178X* | 5-1350-1X* 5-1350X** | 15-178X |
| | E-350 Super Duty | V8 5.4L; Base; 2 Piece Driveshaft | S | 1 | 5-178X* | 5-1350-1X* 5-1350X** | 15-178X |
| | E-350 Super Duty | V8 5.4L; XL; 2 Piece Driveshaft | S | 1 | 5-178X* | 5-1350-1X* 5-1350X** | 15-178X |

* GREASEABLE ** NON-GREASEABLE

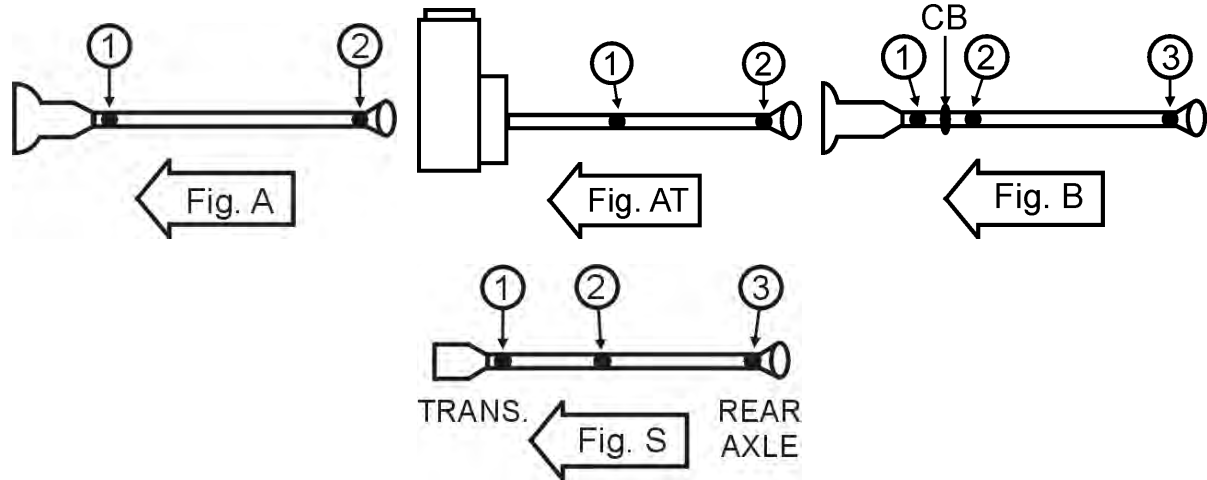
RWD

Ford (Cont'd)

| Year | Model | Description | Fig. | Location | Spicer Part # | SPL Part # | SVL Part # |
|-----------|----------------------------|--|------|----------|---------------|-------------------------|------------|
| 2011-2014 | E-350 Super Duty | V8 5.4L; XLT; 2 Piece Driveshaft | S | 1 | 5-178X* | 5-1350-1X* 5-1350X** | 15-178X |
| | E-350 Super Duty | V10 6.8L; XL; 2 Piece Driveshaft | S | 1,2,3 | 5-160X* | 5-1410-1X* 5-1410X** | 15-160X |
| | E-350 Super Duty | V10 6.8L; XLT; 2 Piece Driveshaft | S | 1,2,3 | 5-160X* | 5-1410-1X* 5-1410X** | 15-160X |
| | E-350 Super Duty | V8 5.4L; Base; 2 Piece Driveshaft | S | 2,3 | 5-160X* | 5-1410-1X* 5-1410X** | 15-160X |
| | E-350 Super Duty | V8 5.4L; XL; 2 Piece Driveshaft | S | 2,3 | 5-160X* | 5-1410-1X* 5-1410X** | 15-160X |
| | E-350 Super Duty | V8 5.4L; XLT; 2 Piece Driveshaft | S | 2,3 | 5-160X* | 5-1410-1X* 5-1410X** | 15-160X |
| 2015-2016 | E-350 Super Duty | V10 6.8L; 1 Piece Driveshaft | A | 1,2 | 5-178X* | 5-1350-1X* 5-1350X** | 15-178X |
| | E-350 Super Duty | V8 5.4L; 1 Piece Driveshaft | A | 1,2 | 5-178X* | 5-1350-1X* 5-1350X** | 15-178X |
| | E-350 Super Duty | V10 6.8L; 2 Piece Driveshaft | S | 1 | 5-178X* | 5-1350-1X* 5-1350X** | 15-178X |
| | E-350 Super Duty | V8 5.4L; 2 Piece Driveshaft | S | 1 | 5-178X* | 5-1350-1X* 5-1350X** | 15-178X |
| | E-350 Super Duty | V10 6.8L; 2 Piece Driveshaft | S | 2,3 | 5-160X* | 5-1410-1X* 5-1410X** | 15-160X |
| | E-350 Super Duty | V8 5.4L; 2 Piece Driveshaft | S | 2,3 | 5-160X* | 5-1410-1X* 5-1410X** | 15-160X |
| 2017 | E-350 Super Duty | 1 Piece Driveshaft | A | 1,2 | 5-178X* | 5-1350-1X* 5-1350X** | 15-178X |
| | E-350 Super Duty | 2 Piece Driveshaft | S | 1 | 5-178X* | 5-1350-1X* 5-1350X** | 15-178X |
| | E-350 Super Duty | 2 Piece Driveshaft | S | 2,3 | 5-160X* | 5-1410-1X* 5-1410X** | 15-160X |
| 1999 | E-450 Econoline Super Duty | 1 Piece Driveshaft | A | 1,2 | 5-160X* | 5-1410-1X* 5-1410X** | 15-160X |
| | E-450 Econoline Super Duty | 2 Piece Driveshaft | S | 1,2,3 | 5-160X* | 5-1410-1X* 5-1410X** | 15-160X |
| 2000-2001 | E-450 Econoline Super Duty | V10 6.8L; 2 Piece Driveshaft; Dual Rear Wheels | S | 1,2,3 | 5-178X* | 5-1350-1X* 5-1350X** | 15-178X |
| | E-450 Econoline Super Duty | V10 6.8L; 2 Piece Driveshaft; Single Rear Wheels | S | 1,2,3 | 5-160X* | 5-1410-1X* 5-1410X** | 15-160X |
| | E-450 Econoline Super Duty | V8 7.3L; 2 Piece Driveshaft; Dual Rear Wheels | S | 1,2,3 | 5-178X* | 5-1350-1X* 5-1350X** | 15-178X |
| | E-450 Econoline Super Duty | V8 7.3L; 2 Piece Driveshaft; Single Rear Wheels | S | 1,2,3 | 5-160X* | 5-1410-1X* 5-1410X** | 15-160X |
| 2002 | E-450 Econoline Super Duty | V10 6.8L; 176.0in WB; 2 Piece Driveshaft; Dual Rear Wheels | S | 1,2,3 | 5-178X* | 5-1350-1X* 5-1350X** | 15-178X |
| | E-450 Econoline Super Duty | V10 6.8L; 176.0in WB; 2 Piece Driveshaft; Single Rear Wheels | S | 1,2,3 | 5-160X* | 5-1410-1X* 5-1410X** | 15-160X |
| | E-450 Econoline Super Duty | V8 7.3L; 176.0in WB; 2 Piece Driveshaft; Dual Rear Wheels | S | 1,2,3 | 5-178X* | 5-1350-1X* 5-1350X** | 15-178X |
| | E-450 Econoline Super Duty | V8 7.3L; 176.0in WB; 2 Piece Driveshaft; Single Rear Wheels | S | 1,2,3 | 5-160X* | 5-1410-1X* 5-1410X** | 15-160X |
| 2003 | E-450 Super Duty | Custom; 2 Piece Driveshaft | S | 1,2,3 | 5-160X* | 5-1410-1X* 5-1410X** | 15-160X |
| 2004-2016 | E-450 Super Duty | 2 Piece Driveshaft | S | 1,2,3 | 5-160X* | 5-1410-1X* 5-1410X** | 15-160X |
| 2017 | E-450 Super Duty | 1 Piece Driveshaft | A | 1,2 | 5-178X* | 5-1350-1X* 5-1350X** | 15-178X |
| | E-450 Super Duty | 2 Piece Driveshaft | S | 1 | 5-178X* | 5-1350-1X* 5-1350X** | 15-178X |
| | E-450 Super Duty | 2 Piece Driveshaft | S | 2,3 | 5-160X* | 5-1410-1X* 5-1410X** | 15-160X |
| 2002 | E-550 Econoline Super Duty | V10 6.8L; 2 Piece Driveshaft; Dual Rear Wheels | S | 1,2,3 | 5-178X* | 5-1350-1X* 5-1350X** | 15-178X |
| | E-550 Econoline Super Duty | V10 6.8L; 2 Piece Driveshaft; Single Rear Wheels | S | 1,2,3 | 5-160X* | 5-1410-1X* 5-1410X** | 15-160X |

* GREASEABLE ** NON-GREASEABLE

RWD



Ford (Cont'd)

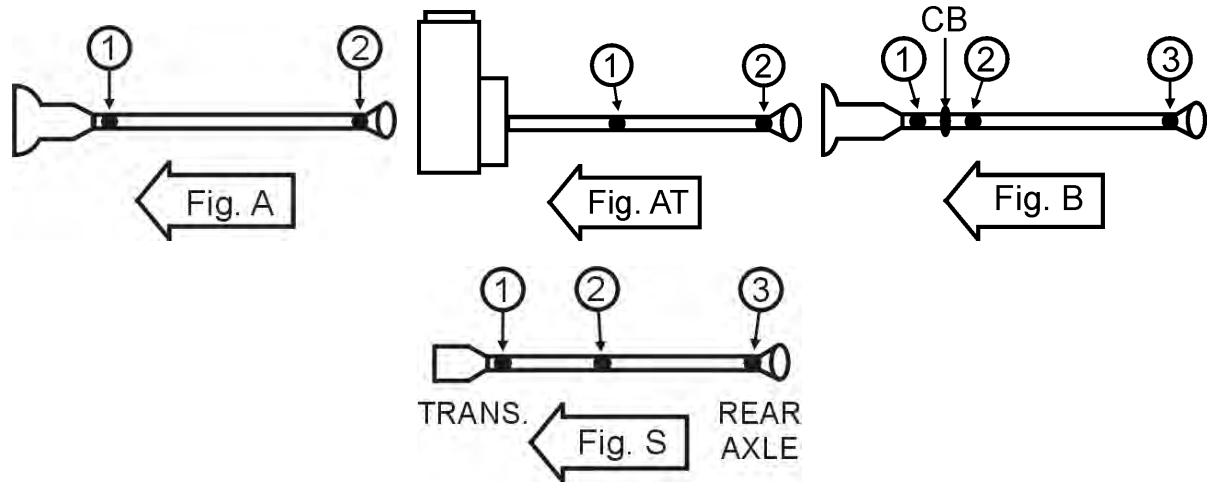
| Year | Model | Description | Fig. | Location | Spicer Part # | SPL Part # | SVL Part # |
|-----------|----------------------------|---|------|----------|---------------|-------------------------|------------|
| 2002 | E-550 Econoline Super Duty | V8 7.3L; 2 Piece Driveshaft; Dual Rear Wheels | S | 1,2,3 | 5-178X* | 5-1350-1X* 5-1350X** | 15-178X |
| | E-550 Econoline Super Duty | V8 7.3L; 2 Piece Driveshaft; Single Rear Wheels | S | 1,2,3 | 5-160X* | 5-1410-1X* 5-1410X** | 15-160X |
| 2003 | E-550 Super Duty | 2 Piece Driveshaft | S | 1,2,3 | 5-188X* | SPL55-1X* SPL55X** | 15-188X |
| 1996-1999 | Econoline Super Duty | 1 Piece Driveshaft | A | 1,2 | 5-160X* | 5-1410-1X* 5-1410X** | 15-160X |
| | Econoline Super Duty | 2 Piece Driveshaft | S | 1,2,3 | 5-160X* | 5-1410-1X* 5-1410X** | 15-160X |
| 2008-2012 | Escape | 2 Piece Driveshaft | AT | 1,2 | 5-153X* | 5-1310-1X* 5-1310X** | 15-153X |
| 2000 | Excursion | V10 6.8L; 1 Piece Driveshaft; 3.73 Drive Ratio | A | 1,2 | 5-160X* | 5-1410-1X* 5-1410X** | 15-160X |
| | Excursion | V10 6.8L; 1 Piece Driveshaft; 4.30 Drive Ratio | A | 1,2 | 5-160X* | 5-1410-1X* 5-1410X** | 15-160X |
| 2000-2002 | Excursion | Bearing I.D. 1.378" | B | CB | 211175X | | |
| 2000-2003 | Excursion | V8 5.4L; 1 Piece Driveshaft; 3.73 Drive Ratio | A | 1,2 | 5-178X* | 5-1350-1X* 5-1350X** | 15-178X |
| | Excursion | V8 5.4L; 1 Piece Driveshaft; 4.10 Drive Ratio | A | 1,2 | 5-160X* | 5-1410-1X* 5-1410X** | 15-160X |
| | Excursion | V8 7.3L; 1 Piece Driveshaft | A | 1,2 | 5-160X* | 5-1410-1X* 5-1410X** | 15-160X |
| 2001 | Excursion | V10 6.8L; 1 Piece Driveshaft; 3.73 Drive Ratio; From 04/08/2001 | A | 1,2 | 5-160X* | 5-1410-1X* 5-1410X** | 15-160X |
| | Excursion | V10 6.8L; 1 Piece Driveshaft; 3.73 Drive Ratio; To 04/08/2001 | A | 1,2 | 5-160X* | 5-1410-1X* 5-1410X** | 15-160X |
| | Excursion | V10 6.8L; 1 Piece Driveshaft; 4.30 Drive Ratio; From 04/04/2001 | A | 1,2 | 5-160X* | 5-1410-1X* 5-1410X** | 15-160X |
| | Excursion | V10 6.8L; 1 Piece Driveshaft; 4.30 Drive Ratio; To 04/04/2001 | A | 1,2 | 5-160X* | 5-1410-1X* 5-1410X** | 15-160X |
| 2002 | Excursion | V10 6.8L; 1 Piece Driveshaft | A | 1,2 | 5-160X* | 5-1410-1X* 5-1410X** | 15-160X |
| 2003 | Excursion | V10 6.8L; 1 Piece Driveshaft | A | 1,2 | 5-178X* | 5-1350-1X* 5-1350X** | 15-178X |
| | Excursion | V8 6.0L; 1 Piece Driveshaft | A | 1,2 | 5-160X* | 5-1410-1X* 5-1410X** | 15-160X |
| 2004-2005 | Excursion | 1 Piece Driveshaft | A | 1,2 | 5-160X* | 5-1410-1X* 5-1410X** | 15-160X |
| 1997-1999 | Expedition | 4.6L | A | 1,2 | 5-213X* | 5-1330-1X* 5-1330X** | 15-213X |
| | Expedition | 5.4L | A | 1,2 | 5-178X* | 5-1350-1X* 5-1350X** | 15-178X |

* GREASEABLE ** NON-GREASEABLE

Ford (Cont'd)

| Year | Model | Description | Fig. | Location | Spicer Part # | SPL Part # | SVL Part # |
|-----------|---------------------|--------------------------------------|------|----------|---------------|-------------------------|------------|
| 2000-2002 | Expedition | V8 4.6L; 1 Piece Driveshaft | A | 1,2 | 5-178X* | 5-1350-1X* 5-1350X** | 15-178X |
| | Expedition | V8 5.4L; 1 Piece Driveshaft | A | 1,2 | 5-178X* | 5-1350-1X* 5-1350X** | 15-178X |
| 2003-2006 | Expedition | 1 Piece Driveshaft | A | 2 | 5-178X* | 5-1350-1X* 5-1350X** | 15-178X |
| 2014-2016 | Expedition | Exc. Max Limited; 2 Piece Driveshaft | AT | 1,2 | 5-178X* | 5-1350-1X* 5-1350X** | 15-178X |
| 2017 | Expedition | 2 Piece Driveshaft | AT | 1,2 | 5-178X* | 5-1350-1X* 5-1350X** | 15-178X |
| 1991-1994 | Explorer | | A | 1,2 | 5-153X* | 5-1310-1X* 5-1310X** | 15-153X |
| 1995-1996 | Explorer | Auto Trans | A | 1,2 | 5-213X* | 5-1330-1X* 5-1330X** | 15-213X |
| | Explorer | Standard Trans; w/ 3.500" O.D. Yoke | A | 1,2 | 5-153X* | 5-1310-1X* 5-1310X** | 15-153X |
| | Explorer | Standard Trans; w/ 3.875" O.D. Yoke | A | 1,2 | 5-213X* | 5-1330-1X* 5-1330X** | 15-213X |
| 1997-2010 | Explorer | | A | 1,2 | 5-213X* | 5-1330-1X* 5-1330X** | 15-213X |
| 2001-2005 | Explorer Sport Trac | | A | 1,2 | 5-213X* | 5-1330-1X* 5-1330X** | 15-213X |
| 1988-1997 | F Super Duty | | S | 1,2,3 | 5-160X* | 5-1410-1X* 5-1410X** | 15-160X |
| 1953 | F-100 | 3.5L; 3.9L; 4.2L | B | 1 | 5-153X* | 5-1310-1X* 5-1310X** | 15-153X |
| | F-100 | 3.5L | B | 2,3 | 5-134X* | | 15-134X |
| 1953-1954 | F-100 | 3.9L; 4.2L | B | 2,3 | 5-153X* | 5-1310-1X* 5-1310X** | 15-153X |
| 1954 | F-100 | 3.6L; 3.9L; 4.2L | B | 1 | 5-153X* | 5-1310-1X* 5-1310X** | 15-153X |
| 1954-1959 | F-100 | 3.6L | B | 2,3 | 5-134X* | | 15-134X |
| 1955 | F-100 | 3.6L; 3.9L; 4.2L; 4.4L | B | 1 | 5-153X* | 5-1310-1X* 5-1310X** | 15-153X |
| | F-100 | 3.9L; 4.2L; 4.4L | B | 2,3 | 5-153X* | 5-1310-1X* 5-1310X** | 15-153X |
| 1956 | F-100 | 3.6L; 4.4L | B | 1 | 5-153X* | 5-1310-1X* 5-1310X** | 15-153X |
| | F-100 | 4.4L | B | 2,3 | 5-153X* | 5-1310-1X* 5-1310X** | 15-153X |
| 1957-1958 | F-100 | 3.6L; 4.4L; 4.8L; 5.8L | B | 1 | 5-153X* | 5-1310-1X* 5-1310X** | 15-153X |
| | F-100 | 4.4L; 4.8L; 5.8L | B | 2,3 | 5-153X* | 5-1310-1X* 5-1310X** | 15-153X |
| 1959 | F-100 | 3.6L; 4.8L; 5.8L | B | 1 | 5-153X* | 5-1310-1X* 5-1310X** | 15-153X |
| | F-100 | 4.8L; 5.8L | B | 2,3 | 5-153X* | 5-1310-1X* 5-1310X** | 15-153X |
| 1960-1972 | F-100 | 1 Piece Driveshaft | A | 1,2 | 5-153X* | 5-1310-1X* 5-1310X** | 15-153X |
| | F-100 | 2 Piece Driveshaft | B | 1,2,3 | 5-153X* | 5-1310-1X* 5-1310X** | 15-153X |
| 1975-1978 | F-100 | Standard Cab; 1 Piece Driveshaft | A | 1,2 | 5-153X* | 5-1310-1X* 5-1310X** | 15-153X |
| | F-100 | Extended Cab; 2 Piece Driveshaft | B | 1,2,3 | 5-153X* | 5-1310-1X* 5-1310X** | 15-153X |
| 1975-1983 | F-100 | Bearing I.D. 1.378" | B | CB | 211175X | | |
| | F-100 | Bearing I.D. 1.574" | B | CB | 211359X | | |
| 1979 | F-100 | w/ 3.875" O.D. Yoke | A | 1 | 5-213X* | 5-1330-1X* 5-1330X** | 15-213X |
| | F-100 | w/ 3.500" O.D. Yoke | A | 1,2 | 5-153X* | 5-1310-1X* 5-1310X** | 15-153X |
| | F-100 | w/ 3.875" O.D. Yoke | A | 2 | 5-1204X* | 5-7438X | 15-1204X |

* GREASEABLE ** NON-GREASEABLE



Ford (Cont'd)

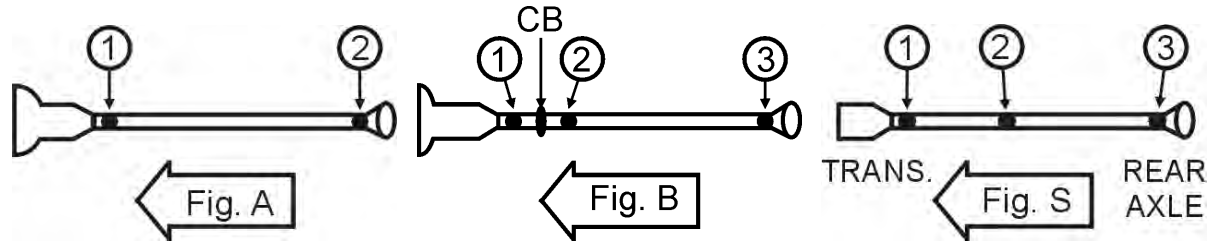
| Year | Model | Description | Fig. | Location | Spicer Part # | SPL Part # | SVL Part # |
|-----------|-------|--|------|----------|---------------|-------------------------|------------|
| 1980-1981 | F-100 | | A | 1 | 5-153X* | 5-1310-1X* 5-1310X** | 15-153X |
| | F-100 | | A | 2 | 5-1204X* | 5-7438X | 15-1204X |
| 1982-1983 | F-100 | 1 Piece Driveshaft | A | 1 | 5-153X* | 5-1310-1X* 5-1310X** | 15-153X |
| | F-100 | 1 Piece Driveshaft | A | 2 | 5-1204X* | 5-7438X | 15-1204X |
| | F-100 | 2 Piece Driveshaft; w/ U-Bolts | B | 1 | 5-1204X* | 5-7438X | 15-1204X |
| | F-100 | 2 Piece Driveshaft; w/o U-Bolts | B | 1 | 5-213X* | 5-1330-1X* 5-1330X** | 15-213X |
| | F-100 | 2 Piece Driveshaft | B | 2 | 5-213X* | 5-1330-1X* 5-1330X** | 15-213X |
| | F-100 | 2 Piece Driveshaft | B | 3 | 5-1204X* | 5-7438X | 15-1204X |
| 1975 | F-150 | 7.5L; Extended Cab; Auto Trans; 2 Piece Driveshaft | B | 2,3 | 5-134X* | | 15-134X |
| 1975-1976 | F-150 | 5.9L; Standard Cab; Auto Trans; 1 Piece Driveshaft | A | 1,2 | 5-153X* | 5-1310-1X* 5-1310X** | 15-153X |
| | F-150 | 6.4L; Standard Cab; Auto Trans; 1 Piece Driveshaft | A | 1,2 | 5-153X* | 5-1310-1X* 5-1310X** | 15-153X |
| | F-150 | 5.9L; Extended Cab; Auto Trans; 2 Piece Driveshaft | B | 1,2,3 | 5-153X* | 5-1310-1X* 5-1310X** | 15-153X |
| | F-150 | 6.4L; Extended Cab; Auto Trans; 2 Piece Driveshaft | B | 1,2,3 | 5-153X* | 5-1310-1X* 5-1310X** | 15-153X |
| 1975-1977 | F-150 | 4.9L; Standard Cab; Auto Trans; 1 Piece Driveshaft | A | 1,2 | 5-153X* | 5-1310-1X* 5-1310X** | 15-153X |
| | F-150 | 5.0L; Standard Cab; Auto Trans; 1 Piece Driveshaft | A | 1,2 | 5-153X* | 5-1310-1X* 5-1310X** | 15-153X |
| 1975-1978 | F-150 | Standard Cab; Standard Trans; 1 Piece Driveshaft | A | 1,2 | 5-153X* | 5-1310-1X* 5-1310X** | 15-153X |
| | F-150 | 7.5L; Extended Cab; Auto Trans; 2 Piece Driveshaft | B | 1 | 5-213X* | 5-1330-1X* 5-1330X** | 15-213X |
| | F-150 | 4.9L; Extended Cab; Auto Trans; 2 Piece Driveshaft | B | 1,2,3 | 5-153X* | 5-1310-1X* 5-1310X** | 15-153X |
| | F-150 | 5.0L; Extended Cab; Auto Trans; 2 Piece Driveshaft | B | 1,2,3 | 5-153X* | 5-1310-1X* 5-1310X** | 15-153X |
| 1975-1983 | F-150 | Bearing I.D. 1.574" | B | CB | 211359X | | |
| 1975-1995 | F-150 | Bearing I.D. 1.378" | B | CB | 211175X | | |
| 1976 | F-150 | 7.5L; Extended Cab; Auto Trans; 2 Piece Driveshaft | B | 2,3 | 5-153X* | 5-1310-1X* 5-1310X** | 15-153X |
| 1977 | F-150 | 5.8L; Standard Cab; Auto Trans; 1 Piece Driveshaft | A | 1,2 | 5-153X* | 5-1310-1X* 5-1310X** | 15-153X |
| | F-150 | 7.5L; Standard Cab; Auto Trans; 1 Piece Driveshaft | A | 1,2 | 5-213X* | 5-1330-1X* 5-1330X** | 15-213X |

* GREASEABLE ** NON-GREASEABLE

Ford (Cont'd)

| Year | Model | Description | Fig. | Location | Spicer Part # | SPL Part # | SVL Part # |
|-----------|-------|---|--|----------|---------------|-------------------------|-------------------------|
| 1977 | F-150 | Extended Cab; Standard Trans; 2 Piece Driveshaft | B | 1,2,3 | 5-153X* | 5-1310-1X* 5-1310X** | 15-153X |
| | F-150 | 7.5L; Standard Cab; Auto Trans; 2 Piece Driveshaft | B | 2 | 5-213X* | 5-1330-1X* 5-1330X** | 15-213X |
| 1977-1978 | F-150 | 6.6L; Extended Cab; Auto Trans; 2 Piece Driveshaft | B | 1 | 5-134X* | | 15-134X |
| | F-150 | 6.6L; Standard Cab; Auto Trans; 2 Piece Driveshaft; w/ 3.25 Rear Axle | B | 1 | 5-134X* | | 15-134X |
| | F-150 | 5.8L; Extended Cab; Auto Trans; 2 Piece Driveshaft | B | 1,2,3 | 5-153X* | 5-1310-1X* 5-1310X** | 15-153X |
| | F-150 | 6.6L; Standard Cab; Auto Trans; 2 Piece Driveshaft; w/ 2.75 Rear Axle | B | 1,2,3 | 5-213X* | 5-1330-1X* 5-1330X** | 15-213X |
| | F-150 | 6.6L; Extended Cab; Auto Trans; 2 Piece Driveshaft | B | 2,3 | 5-213X* | 5-1330-1X* 5-1330X** | 15-213X |
| | F-150 | 6.6L; Standard Cab; Auto Trans; 2 Piece Driveshaft; w/ 3.25 Rear Axle | B | 2,3 | 5-213X* | 5-1330-1X* 5-1330X** | 15-213X |
| | F-150 | 7.5L; Extended Cab; Auto Trans; 2 Piece Driveshaft | B | 2,3 | 5-134X* | | 15-134X |
| | 1978 | F-150 | Extended Cab; Standard Trans; 1 Piece Driveshaft | A | 1,2 | 5-153X* | 5-1310-1X* 5-1310X** |
| F-150 | | 7.5L; Standard Cab; Auto Trans; 2 Piece Driveshaft | B | 1,2,3 | 5-213X* | 5-1330-1X* 5-1330X** | 15-213X |
| F-150 | | 4.9L; Standard Cab; Auto Trans; 2 Piece Driveshaft | B | 1,3 | 5-153X* | 5-1310-1X* 5-1310X** | 15-153X |
| F-150 | | 5.0L; Standard Cab; Auto Trans; 2 Piece Driveshaft | B | 1,3 | 5-153X* | 5-1310-1X* 5-1310X** | 15-153X |
| F-150 | | 5.8L; Standard Cab; Auto Trans; 2 Piece Driveshaft | B | 1,3 | 5-153X* | 5-1310-1X* 5-1310X** | 15-153X |
| 1979-1986 | F-150 | 2 Piece Driveshaft; w/o U-Bolts | B | 1 | 5-213X* | 5-1330-1X* 5-1330X** | 15-213X |
| 1981 | F-150 | 1 Piece Driveshaft; Using plastic to retain the u-joints | A | 1,2 | 5-3147X* | 5-795X** | 15-3147X |
| 1981-1986 | F-150 | 2 Piece Driveshaft; w/ U-Bolts | B | 1 | 5-1204X* | 5-7438X | 15-1204X |
| 1982-1989 | F-150 | 1 Piece Driveshaft | A | 1 | 5-213X* | 5-1330-1X* 5-1330X** | 15-213X |
| | F-150 | 1 Piece Driveshaft | A | 2 | 5-1204X* | 5-7438X | 15-1204X |
| | F-150 | 2 Piece Driveshaft | B | 3 | 5-1204X* | 5-7438X | 15-1204X |
| 1988 | F-150 | 2 Piece Driveshaft; Exc. ZF HD 5 Spd. Man. Trans. | B | 1 | 5-213X* | 5-1330-1X* 5-1330X** | 15-213X |
| | F-150 | 2 Piece Driveshaft; w/ ZF HD 5 Spd. Man. Trans. | B | 1 | 5-1204X* | 5-7438X | 15-1204X |
| | F-150 | 2 Piece Driveshaft | B | 2 | 5-213X* | 5-1330-1X* 5-1330X** | 15-213X |
| 1989 | F-150 | 2 Piece Driveshaft | B | 1,2 | 5-213X* | 5-1330-1X* 5-1330X** | 15-213X |
| 1990 | F-150 | Extended Cab; 1 Piece Driveshaft | A | 1 | 5-213X* | 5-1330-1X* 5-1330X** | 15-213X |
| | F-150 | Standard Cab; 1 Piece Driveshaft | A | 1 | 5-213X* | 5-1330-1X* 5-1330X** | 15-213X |
| | F-150 | Extended Cab; 1 Piece Driveshaft | A | 2 | 5-1204X* | 5-7438X | 15-1204X |
| | F-150 | Standard Cab; 1 Piece Driveshaft | A | 2 | 5-1204X* | 5-7438X | 15-1204X |
| | F-150 | Standard Cab; Standard Trans; 2 Piece Driveshaft | B | 1,2,3 | | 5-1330-1X* | |
| | F-150 | Standard Cab; Standard Trans; 4 Speed; 2 Piece Driveshaft | B | 1,2,3 | 5-1204X* | 5-7438X | 15-1204X |
| | F-150 | Standard Cab; Standard Trans; 5 Speed; 2 Piece Driveshaft | B | 1,2,3 | 5-213X* | 5-1330X** | 15-213X |
| 1990-1996 | F-150 | Extended Cab; 2 Piece Driveshaft | B | 1,2,3 | 5-213X* | 5-1330-1X* 5-1330X** | 15-213X |
| 1991-1996 | F-150 | Standard Cab; 1 Piece Driveshaft | A | 1,2 | 5-213X* | 5-1330-1X* 5-1330X** | 15-213X |
| | F-150 | Standard Cab; 2 Piece Driveshaft; w/ 2 Inside & 2 Outside Snap Rings | B | 1,2 | 5-1204X* | 5-7438X | 15-1204X |

* GREASEABLE ** NON-GREASEABLE



Ford (Cont'd)

| Year | Model | Description | Fig. | Location | Spicer Part # | SPL Part # | SVL Part # |
|-----------|----------------|---|------|----------|---------------|-------------------------|------------|
| 1991-1996 | F-150 | Standard Cab; 2 Piece Driveshaft; w/ 4 Outside Snap Rings | B | 1,2 | 5-213X* | 5-1330-1X* 5-1330X** | 15-213X |
| | F-150 | Standard Cab; 2 Piece Driveshaft | B | 3 | 5-213X* | 5-1330-1X* 5-1330X** | 15-213X |
| 1997 | F-150 | 5.4L; 157.0" WB; 2 Piece Driveshaft; 1.062" Cup Dia. | B | 1,2,3 | 5-213X* | 5-1330-1X* 5-1330X** | 15-213X |
| 1997-2002 | F-150 | 5.4L; 120.0" WB; 1 Piece Driveshaft; 1.188" Cup Dia. | A | 1,2 | 5-178X* | 5-1350-1X* 5-1350X** | 15-178X |
| | F-150 | 4.2L; 157.0" WB; 2 Piece Driveshaft | B | 1,2,3 | 5-213X* | 5-1330-1X* 5-1330X** | 15-213X |
| | F-150 | 4.6L; 157.0" WB; 2 Piece Driveshaft | B | 1,2,3 | 5-213X* | 5-1330-1X* 5-1330X** | 15-213X |
| 1997-2003 | F-150 | 4.2L; 120.0" WB; 1 Piece Driveshaft | A | 1,2 | 5-213X* | 5-1330-1X* 5-1330X** | 15-213X |
| | F-150 | 4.2L; 139.0" WB; 1 Piece Driveshaft | A | 1,2 | 5-213X* | 5-1330-1X* 5-1330X** | 15-213X |
| | F-150 | 4.6L; 120.0" WB; 1 Piece Driveshaft | A | 1,2 | 5-213X* | 5-1330-1X* 5-1330X** | 15-213X |
| | F-150 | 4.6L; 139.0" WB; 1 Piece Driveshaft | A | 1,2 | 5-213X* | 5-1330-1X* 5-1330X** | 15-213X |
| | F-150 | 5.4L; 139.0" WB; 1 Piece Driveshaft | A | 1,2 | 5-178X* | 5-1350-1X* 5-1350X** | 15-178X |
| 1998-2002 | F-150 | 5.4L; 120.0" WB; 1 Piece Driveshaft; 1.062" Cup Dia. | A | 1,2 | 5-213X* | 5-1330-1X* 5-1330X** | 15-213X |
| | F-150 | 5.4L; 157.0" WB; 2 Piece Driveshaft | B | 1,2,3 | 5-178X* | 5-1350-1X* 5-1350X** | 15-178X |
| 2003 | F-150 | 5.4L; 120.0" WB; 1 Piece Driveshaft | A | 1,2 | 5-178X* | 5-1350-1X* 5-1350X** | 15-178X |
| | F-150 | 4.2L; 157.0" WB; 2 Piece Driveshaft; 1.062" Cup Dia. | B | 1,2,3 | 5-213X* | 5-1330-1X* 5-1330X** | 15-213X |
| | F-150 | 4.6L; 157.0" WB; 2 Piece Driveshaft; 1.062" Cup Dia. | B | 1,2,3 | 5-213X* | 5-1330-1X* 5-1330X** | 15-213X |
| | F-150 | 5.4L; 157.0" WB; 2 Piece Driveshaft; 1.188" Cup Dia. | B | 1,2,3 | 5-178X* | 5-1350-1X* 5-1350X** | 15-178X |
| 2004 | F-150 | 2 Piece Driveshaft | B | 1,2,3 | 5-178X* | 5-1350-1X* 5-1350X** | 15-178X |
| 2004-2014 | F-150 | 1 Piece Driveshaft | A | 1,2 | 5-178X* | 5-1350-1X* 5-1350X** | 15-178X |
| 2005-2014 | F-150 | 2 Piece Driveshaft | S | 1,2,3 | 5-178X* | 5-1350-1X* 5-1350X** | 15-178X |
| 2004 | F-150 Heritage | 4.2L; 119.9" WB; 1 Piece Driveshaft | A | 1,2 | 5-213X* | 5-1330-1X* 5-1330X** | 15-213X |
| | F-150 Heritage | 4.2L; 120.2" WB; 1 Piece Driveshaft | A | 1,2 | 5-213X* | 5-1330-1X* 5-1330X** | 15-213X |
| | F-150 Heritage | 4.2L; 138.5" WB; 1 Piece Driveshaft | A | 1,2 | 5-213X* | 5-1330-1X* 5-1330X** | 15-213X |
| | F-150 Heritage | 4.2L; 138.8" WB; 1 Piece Driveshaft | A | 1,2 | 5-213X* | 5-1330-1X* 5-1330X** | 15-213X |
| | F-150 Heritage | 4.6L; 119.9" WB; 1 Piece Driveshaft | A | 1,2 | 5-213X* | 5-1330-1X* 5-1330X** | 15-213X |
| | F-150 Heritage | 4.6L; 120.2" WB; 1 Piece Driveshaft | A | 1,2 | 5-213X* | 5-1330-1X* 5-1330X** | 15-213X |
| | F-150 Heritage | 4.6L; 138.5" WB; 1 Piece Driveshaft | A | 1,2 | 5-213X* | 5-1330-1X* 5-1330X** | 15-213X |

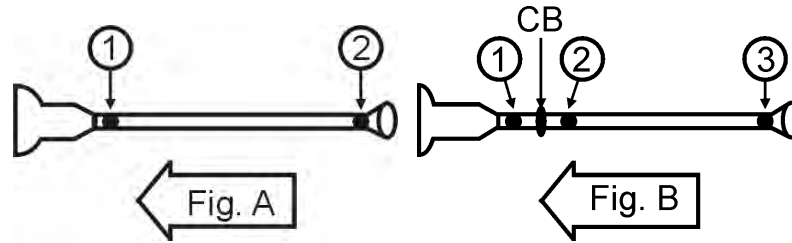
* GREASEABLE ** NON-GREASEABLE

RWD

Ford (Cont'd)

| Year | Model | Description | Fig. | Location | Spicer Part # | SPL Part # | SVL Part # |
|-----------|----------------|---|------|----------|---------------|-------------------------|------------|
| 2004 | F-150 Heritage | 4.6L; 138.8" WB; 1 Piece Driveshaft | A | 1,2 | 5-213X* | 5-1330-1X* 5-1330X** | 15-213X |
| | F-150 Heritage | 5.4L; 119.9" WB; 1 Piece Driveshaft | A | 1,2 | 5-178X* | 5-1350-1X* 5-1350X** | 15-178X |
| | F-150 Heritage | 5.4L; 120.2" WB; 1 Piece Driveshaft | A | 1,2 | 5-178X* | 5-1350-1X* 5-1350X** | 15-178X |
| | F-150 Heritage | 5.4L; 138.5" WB; 1 Piece Driveshaft | A | 1,2 | 5-178X* | 5-1350-1X* 5-1350X** | 15-178X |
| | F-150 Heritage | 5.4L; 138.8" WB; 1 Piece Driveshaft | A | 1,2 | 5-178X* | 5-1350-1X* 5-1350X** | 15-178X |
| | F-150 Heritage | 4.2L; 157.1" WB; 2 Piece Driveshaft | B | 1,2,3 | 5-213X* | 5-1330-1X* 5-1330X** | 15-213X |
| | F-150 Heritage | 4.2L; 157.4" WB; 2 Piece Driveshaft | B | 1,2,3 | 5-213X* | 5-1330-1X* 5-1330X** | 15-213X |
| | F-150 Heritage | 4.6L; 157.1" WB; 2 Piece Driveshaft | B | 1,2,3 | 5-213X* | 5-1330-1X* 5-1330X** | 15-213X |
| | F-150 Heritage | 4.6L; 157.4" WB; 2 Piece Driveshaft | B | 1,2,3 | 5-213X* | 5-1330-1X* 5-1330X** | 15-213X |
| | F-150 Heritage | 5.4L; 157.1" WB; 2 Piece Driveshaft | B | 1,2,3 | 5-178X* | 5-1350-1X* 5-1350X** | 15-178X |
| | F-150 Heritage | 5.4L; 157.4" WB; 2 Piece Driveshaft | B | 1,2,3 | 5-178X* | 5-1350-1X* 5-1350X** | 15-178X |
| 1953-1967 | F-250 | 1 Piece Driveshaft | A | 1,2 | 5-153X* | 5-1310-1X* 5-1310X** | 15-153X |
| | F-250 | 2 Piece Driveshaft | B | 1,2,3 | 5-153X* | 5-1310-1X* 5-1310X** | 15-153X |
| 1968-1972 | F-250 | 3.9L | B | 1,2,3 | 5-153X* | 5-1310-1X* 5-1310X** | 15-153X |
| | F-250 | 4.9L | B | 1,2,3 | 5-153X* | 5-1310-1X* 5-1310X** | 15-153X |
| 1968-1974 | F-250 | 5.9L | B | 1,2,3 | 5-153X* | 5-1310-1X* 5-1310X** | 15-153X |
| | F-250 | 6.4L | B | 1,2,3 | 5-213X* | 5-1330-1X* 5-1330X** | 15-213X |
| 1973-1974 | F-250 | 7.5L | B | 1,2,3 | 5-213X* | 5-1330-1X* 5-1330X** | 15-213X |
| 1975-1976 | F-250 | 6.4L; 133.0" WB; 1 Piece Driveshaft; 1.188" Cup Dia. | A | 1,2 | 5-178X* | 5-1350-1X* 5-1350X** | 15-178X |
| | F-250 | 7.5L; 133.0" WB; 1 Piece Driveshaft; 1.188" Cup Dia. | A | 1,2 | 5-178X* | 5-1350-1X* 5-1350X** | 15-178X |
| | F-250 | 4.9L; Extended Cab; Standard Trans; 2 Piece Driveshaft | B | 1 | 5-153X* | 5-1310-1X* 5-1310X** | 15-153X |
| | F-250 | 5.9L; Extended Cab; Standard Trans; 2 Piece Driveshaft | B | 1 | 5-153X* | 5-1310-1X* 5-1310X** | 15-153X |
| | F-250 | 6.4L; 133.0" WB; 2 Piece Driveshaft; 1.062" Cup Dia. | B | 1,2 | 5-213X* | 5-1330-1X* 5-1330X** | 15-213X |
| | F-250 | 4.9L; Cab & Chassis; Auto Trans; 2 Piece Driveshaft | B | 1,2,3 | 5-153X* | 5-1310-1X* 5-1310X** | 15-153X |
| | F-250 | 4.9L; Cab & Chassis; Standard Trans; 2 Piece Driveshaft | B | 1,2,3 | 5-153X* | 5-1310-1X* 5-1310X** | 15-153X |
| | F-250 | 4.9L; Standard Cab; Auto Trans; 2 Piece Driveshaft | B | 1,2,3 | 5-153X* | 5-1310-1X* 5-1310X** | 15-153X |
| | F-250 | 4.9L; Standard Cab; Standard Trans; 2 Piece Driveshaft | B | 1,2,3 | 5-153X* | 5-1310-1X* 5-1310X** | 15-153X |
| | F-250 | 5.9L; Cab & Chassis; Auto Trans; 2 Piece Driveshaft | B | 1,2,3 | 5-153X* | 5-1310-1X* 5-1310X** | 15-153X |
| | F-250 | 5.9L; Cab & Chassis; Standard Trans; 2 Piece Driveshaft | B | 1,2,3 | 5-153X* | 5-1310-1X* 5-1310X** | 15-153X |
| | F-250 | 5.9L; Standard Cab; Auto Trans; 2 Piece Driveshaft | B | 1,2,3 | 5-153X* | 5-1310-1X* 5-1310X** | 15-153X |
| | F-250 | 5.9L; Standard Cab; Standard Trans; 2 Piece Driveshaft | B | 1,2,3 | 5-153X* | 5-1310-1X* 5-1310X** | 15-153X |
| | F-250 | 6.4L; 133.0" WB; 2 Piece Driveshaft; 1.188" Cup Dia. | B | 1,2,3 | 5-178X* | 5-1350-1X* 5-1350X** | 15-178X |

* GREASEABLE ** NON-GREASEABLE



Ford (Cont'd)

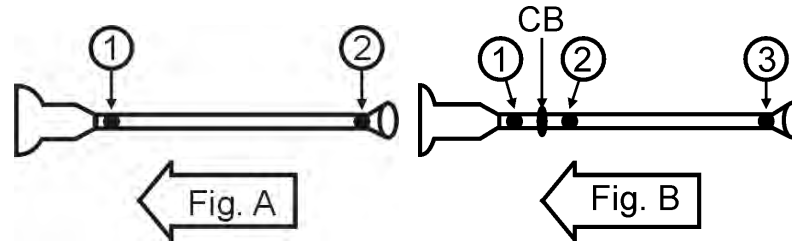
| Year | Model | Description | Fig. | Location | Spicer Part # | SPL Part # | SVL Part # |
|-----------|-------|---|------|----------|---------------|-------------------------|------------|
| 1975-1976 | F-250 | 6.4L; 155.0" WB; 2 Piece Driveshaft; 1.062" Cup Dia.; w/ 3.875" O.D. Yoke | B | 1,2,3 | 5-213X* | 5-1330-1X* 5-1330X** | 15-213X |
| | F-250 | 6.4L; 155.0" WB; 2 Piece Driveshaft; 1.188" Cup Dia.; w/ 3.875" O.D. Yoke | B | 1,2,3 | 5-178X* | 5-1350-1X* 5-1350X** | 15-178X |
| | F-250 | 6.4L; 155.0" WB; 2 Piece Driveshaft; w/ 3.500" O.D. Yoke | B | 1,2,3 | 5-153X* | 5-1310-1X* 5-1310X** | 15-153X |
| | F-250 | 4.9L; Extended Cab; Standard Trans; 2 Piece Driveshaft | B | 2,3 | 5-134X* | | 15-134X |
| | F-250 | 5.9L; Extended Cab; Standard Trans; 2 Piece Driveshaft | B | 2,3 | 5-134X* | | 15-134X |
| | F-250 | 6.4L; 133.0" WB; 2 Piece Driveshaft; 1.062" Cup Dia. | B | 3 | 5-178X* | 5-1350-1X* 5-1350X** | 15-178X |
| 1975-1977 | F-250 | 7.5L; 133.0" WB; 2 Piece Driveshaft; 1.062" Cup Dia. | B | 1,2 | 5-213X* | 5-1330-1X* 5-1330X** | 15-213X |
| | F-250 | 7.5L; 133.0" WB; 2 Piece Driveshaft; 1.188" Cup Dia. | B | 1,2,3 | 5-178X* | 5-1350-1X* 5-1350X** | 15-178X |
| | F-250 | 7.5L; 155.0" WB; 2 Piece Driveshaft; 1.062" Cup Dia.; w/ 3.875" O.D. Yoke | B | 1,2,3 | 5-213X* | 5-1330-1X* 5-1330X** | 15-213X |
| | F-250 | 7.5L; 155.0" WB; 2 Piece Driveshaft; 1.188" Cup Dia.; w/ 3.875" O.D. Yoke | B | 1,2,3 | 5-178X* | 5-1350-1X* 5-1350X** | 15-178X |
| | F-250 | 7.5L; 155.0" WB; 2 Piece Driveshaft; w/ 3.500" O.D. Yoke | B | 1,2,3 | 5-153X* | 5-1310-1X* 5-1310X** | 15-153X |
| | F-250 | 7.5L; 133.0" WB; 2 Piece Driveshaft; 1.062" Cup Dia. | B | 3 | 5-178X* | 5-1350-1X* 5-1350X** | 15-178X |
| 1977 | F-250 | 6.6L; 133.0" WB; 1 Piece Driveshaft | A | 1,2 | 5-178X* | 5-1350-1X* 5-1350X** | 15-178X |
| | F-250 | 7.5L; 133.0" WB; 1 Piece Driveshaft | A | 1,2 | 5-178X* | 5-1350-1X* 5-1350X** | 15-178X |
| | F-250 | 6.6L; 133.0" WB; 2 Piece Driveshaft; 1.062" Cup Dia. | B | 1,2 | 5-213X* | 5-1330-1X* 5-1330X** | 15-213X |
| | F-250 | 6.6L; 139.0" WB; 2 Piece Driveshaft; 1.062" Cup Dia. | B | 1,2 | 5-213X* | 5-1330-1X* 5-1330X** | 15-213X |
| | F-250 | 7.5L; 139.0" WB; 2 Piece Driveshaft; 1.062" Cup Dia. | B | 1,2 | 5-213X* | 5-1330-1X* 5-1330X** | 15-213X |
| | F-250 | 4.9L; 2 Piece Driveshaft; w/ 3.500" O.D. Yoke | B | 1,2,3 | 5-153X* | 5-1310-1X* 5-1310X** | 15-153X |
| | F-250 | 4.9L; 2 Piece Driveshaft; w/ 3.875" O.D. Yoke | B | 1,2,3 | 5-134X* | | 15-134X |
| | F-250 | 5.8L; 2 Piece Driveshaft; w/ 3.500" O.D. Yoke | B | 1,2,3 | 5-153X* | 5-1310-1X* 5-1310X** | 15-153X |
| | F-250 | 5.8L; 2 Piece Driveshaft; w/ 3.875" O.D. Yoke | B | 1,2,3 | 5-134X* | | 15-134X |
| | F-250 | 6.6L; 133.0" WB; 2 Piece Driveshaft; 1.188" Cup Dia. | B | 1,2,3 | 5-178X* | 5-1350-1X* 5-1350X** | 15-178X |
| | F-250 | 6.6L; 139.0" WB; 2 Piece Driveshaft; 1.188" Cup Dia. | B | 1,2,3 | 5-178X* | 5-1350-1X* 5-1350X** | 15-178X |
| | F-250 | 6.6L; 155.0" WB; 2 Piece Driveshaft; 1.062" Cup Dia.; w/ 3.875" O.D. Yoke | B | 1,2,3 | 5-213X* | 5-1330-1X* 5-1330X** | 15-213X |
| | F-250 | 6.6L; 155.0" WB; 2 Piece Driveshaft; 1.188" Cup Dia.; w/ 3.875" O.D. Yoke | B | 1,2,3 | 5-178X* | 5-1350-1X* 5-1350X** | 15-178X |
| | F-250 | 6.6L; 155.0" WB; 2 Piece Driveshaft; w/ 3.500" O.D. Yoke | B | 1,2,3 | 5-153X* | 5-1310-1X* 5-1310X** | 15-153X |
| | F-250 | 7.5L; 139.0" WB; 2 Piece Driveshaft; 1.188" Cup Dia. | B | 1,2,3 | 5-178X* | 5-1350-1X* 5-1350X** | 15-178X |

* GREASEABLE ** NON-GREASEABLE

Ford (Cont'd)

| Year | Model | Description | Fig. | Location | Spicer Part # | SPL Part # | SVL Part # |
|-----------|-------|---|------|----------|---------------|-------------------------|------------|
| 1977 | F-250 | 6.6L; 133.0" WB; 2 Piece Driveshaft; 1.062" Cup Dia. | B | 3 | 5-178X* | 5-1350-1X* 5-1350X** | 15-178X |
| | F-250 | 6.6L; 139.0" WB; 2 Piece Driveshaft; 1.062" Cup Dia. | B | 3 | 5-178X* | 5-1350-1X* 5-1350X** | 15-178X |
| | F-250 | 7.5L; 139.0" WB; 2 Piece Driveshaft; 1.062" Cup Dia. | B | 3 | 5-178X* | 5-1350-1X* 5-1350X** | 15-178X |
| 1978 | F-250 | 6.6L; 1 Piece Driveshaft | A | 1,2 | 5-213X* | 5-1330-1X* 5-1330X** | 15-213X |
| | F-250 | 7.5L; 1 Piece Driveshaft | A | 1,2 | 5-213X* | 5-1330-1X* 5-1330X** | 15-213X |
| | F-250 | 4.9L; 2 Piece Driveshaft | B | 1,2,3 | 5-153X* | 5-1310-1X* 5-1310X** | 15-153X |
| | F-250 | 5.8L; 2 Piece Driveshaft | B | 1,2,3 | 5-153X* | 5-1310-1X* 5-1310X** | 15-153X |
| | F-250 | 6.6L; 2 Piece Driveshaft | B | 1,3 | 5-213X* | 5-1330-1X* 5-1330X** | 15-213X |
| | F-250 | 7.5L; 2 Piece Driveshaft | B | 1,3 | 5-213X* | 5-1330-1X* 5-1330X** | 15-213X |
| | F-250 | 6.6L; 2 Piece Driveshaft; 1.062" Cup Dia. | B | 2 | 5-213X* | 5-1330-1X* 5-1330X** | 15-213X |
| | F-250 | 6.6L; 2 Piece Driveshaft; 1.188" Cup Dia. | B | 2 | 5-178X* | 5-1350-1X* 5-1350X** | 15-178X |
| | F-250 | 7.5L; 2 Piece Driveshaft; 1.062" Cup Dia. | B | 2 | 5-213X* | 5-1330-1X* 5-1330X** | 15-213X |
| | F-250 | 7.5L; 2 Piece Driveshaft; 1.188" Cup Dia. | B | 2 | 5-178X* | 5-1350-1X* 5-1350X** | 15-178X |
| 1979 | F-250 | 4.9L; 5.8L; 7.5L; 133.0" WB; 139.0" WB; 155.0" WB; w/ 3.73 Rear Axle | B | 1,2 | 5-213X* | 5-1330-1X* 5-1330X** | 15-213X |
| | F-250 | 4.9L; 5.8L; 7.5L; 133.0" WB; 139.0" WB; 155.0" WB; w/o 3.73 Rear Axle | B | 1,2 | 5-213X* | 5-1330-1X* 5-1330X** | 15-213X |
| | F-250 | 4.9L; 5.8L; 7.5L; 155.0" WB; w/ Dana 60 Rear Axle | B | 1,2 | 5-213X* | 5-1330-1X* 5-1330X** | 15-213X |
| | F-250 | 4.9L; 5.8L; 7.5L; 155.0" WB; w/o Dana 60 Rear Axle | B | 1,2 | 5-213X* | 5-1330-1X* 5-1330X** | 15-213X |
| | F-250 | 6.6L | B | 1,2,3 | 5-178X* | 5-1350-1X* 5-1350X** | 15-178X |
| | F-250 | 4.9L; 5.8L; 7.5L; 133.0" WB; 139.0" WB; 155.0" WB; w/ 3.73 Rear Axle | B | 3 | 5-1204X* | 5-7438X | 15-1204X |
| | F-250 | 4.9L; 5.8L; 7.5L; 133.0" WB; 139.0" WB; 155.0" WB; w/o 3.73 Rear Axle | B | 3 | 5-178X* | 5-1350-1X* 5-1350X** | 15-178X |
| | F-250 | 4.9L; 5.8L; 7.5L; 155.0" WB; w/ Dana 60 Rear Axle | B | 3 | 5-1204X* | 5-7438X | 15-1204X |
| 1980 | F-250 | 4.9L; 5.8L; 7.5L; 155.0" WB; w/o Dana 60 Rear Axle | B | 3 | 5-178X* | 5-1350-1X* 5-1350X** | 15-178X |
| | F-250 | 2 Piece Driveshaft | B | 1,2 | 5-213X* | 5-1330-1X* 5-1330X** | 15-213X |
| 1980-1986 | F-250 | 1 Piece Driveshaft | A | 1 | 5-213X* | 5-1330-1X* 5-1330X** | 15-213X |
| | F-250 | 1 Piece Driveshaft | A | 2 | 5-1204X* | 5-7438X | 15-1204X |
| | F-250 | 2 Piece Driveshaft | B | 3 | 5-1204X* | 5-7438X | 15-1204X |
| 1981-1986 | F-250 | 2 Piece Driveshaft; w/ U-Bolts | B | 1 | 5-1204X* | 5-7438X | 15-1204X |
| | F-250 | 2 Piece Driveshaft; w/o U-Bolts | B | 1 | 5-213X* | 5-1330-1X* 5-1330X** | 15-213X |
| | F-250 | 2 Piece Driveshaft | B | 2 | 5-213X* | 5-1330-1X* 5-1330X** | 15-213X |
| 1987 | F-250 | Extended Cab; 3 Speed | A | 1 | 5-213X* | 5-1330-1X* 5-1330X** | 15-213X |
| | F-250 | Extended Cab; 4 Speed | A | 1 | 5-213X* | 5-1330-1X* 5-1330X** | 15-213X |
| | F-250 | Standard Cab; 3 Speed | A | 1 | 5-213X* | 5-1330-1X* 5-1330X** | 15-213X |
| | F-250 | Standard Cab; 4 Speed | A | 1 | 5-213X* | 5-1330-1X* 5-1330X** | 15-213X |

* GREASEABLE ** NON-GREASEABLE



Ford (Cont'd)

| Year | Model | Description | Fig. | Location | Spicer Part # | SPL Part # | SVL Part # |
|------|-------|--|------|----------|---------------|-------------------------|------------|
| 1987 | F-250 | Extended Cab; Standard Trans; 5 Speed | A | 1,2 | 5-178X* | 5-1350-1X* 5-1350X** | 15-178X |
| | F-250 | Standard Cab; Standard Trans; 5 Speed | A | 1,2 | 5-178X* | 5-1350-1X* 5-1350X** | 15-178X |
| | F-250 | Extended Cab; 3 Speed | A | 2 | 5-1204X* | 5-7438X | 15-1204X |
| | F-250 | Extended Cab; 4 Speed | A | 2 | 5-1204X* | 5-7438X | 15-1204X |
| | F-250 | Standard Cab; 3 Speed | A | 2 | 5-1204X* | 5-7438X | 15-1204X |
| | F-250 | Standard Cab; 4 Speed | A | 2 | 5-1204X* | 5-7438X | 15-1204X |
| 1988 | F-250 | 3 Speed; 1 Piece Driveshaft | A | 1 | 5-213X* | 5-1330-1X* 5-1330X** | 15-213X |
| | F-250 | 4 Speed; 1 Piece Driveshaft | A | 1 | 5-213X* | 5-1330-1X* 5-1330X** | 15-213X |
| | F-250 | 5.0L; Standard Trans; 5 Speed; 1 Piece Driveshaft; w/o Heavy Duty Trans | A | 1 | 5-213X* | 5-1330-1X* 5-1330X** | 15-213X |
| | F-250 | 5.8L; Standard Trans; 5 Speed; 1 Piece Driveshaft; w/o Heavy Duty Trans | A | 1 | 5-213X* | 5-1330-1X* 5-1330X** | 15-213X |
| | F-250 | 7.3L; Standard Trans; 5 Speed; 1 Piece Driveshaft; w/o Heavy Duty Trans | A | 1 | 5-213X* | 5-1330-1X* 5-1330X** | 15-213X |
| | F-250 | 7.5L; Standard Trans; 5 Speed; 1 Piece Driveshaft; w/o Heavy Duty Trans | A | 1 | 5-213X* | 5-1330-1X* 5-1330X** | 15-213X |
| | F-250 | 7.3L; Standard Trans; 5 Speed; 1 Piece Driveshaft; Heavy Duty Trans | A | 1,2 | 5-178X* | 5-1350-1X* 5-1350X** | 15-178X |
| | F-250 | 7.5L; Standard Trans; 5 Speed; 1 Piece Driveshaft; Heavy Duty Trans | A | 1,2 | 5-178X* | 5-1350-1X* 5-1350X** | 15-178X |
| | F-250 | 3 Speed; 1 Piece Driveshaft | A | 2 | 5-1204X* | 5-7438X | 15-1204X |
| | F-250 | 4 Speed; 1 Piece Driveshaft | A | 2 | 5-1204X* | 5-7438X | 15-1204X |
| | F-250 | 4.9L; Standard Trans; 5 Speed; 2 Piece Driveshaft; Heavy Duty Trans | B | 1 | 5-1204X* | 5-7438X | 15-1204X |
| | F-250 | 4.9L; Standard Trans; 5 Speed; 2 Piece Driveshaft; w/o Heavy Duty Trans; w/ 4.10 Rear Axle | B | 1 | 5-1204X* | 5-7438X | 15-1204X |
| | F-250 | 5.8L; Standard Trans; 5 Speed; 2 Piece Driveshaft; Heavy Duty Trans | B | 1 | 5-1204X* | 5-7438X | 15-1204X |
| | F-250 | 3 Speed; 2 Piece Driveshaft | B | 1,2 | 5-213X* | 5-1330-1X* 5-1330X** | 15-213X |
| | F-250 | 4 Speed; 2 Piece Driveshaft | B | 1,2 | 5-213X* | 5-1330-1X* 5-1330X** | 15-213X |
| | F-250 | 4.9L; Standard Trans; 5 Speed; 2 Piece Driveshaft; Heavy Duty Trans | B | 2 | 5-213X* | 5-1330-1X* 5-1330X** | 15-213X |
| | F-250 | 4.9L; Standard Trans; 5 Speed; 2 Piece Driveshaft; w/o Heavy Duty Trans; w/ 4.10 Rear Axle | B | 2 | 5-213X* | 5-1330-1X* 5-1330X** | 15-213X |
| | F-250 | 5.8L; Standard Trans; 5 Speed; 2 Piece Driveshaft; Heavy Duty Trans | B | 2 | 5-213X* | 5-1330-1X* 5-1330X** | 15-213X |
| | F-250 | 3 Speed; 2 Piece Driveshaft | B | 3 | 5-1204X* | 5-7438X | 15-1204X |
| | F-250 | 4 Speed; 2 Piece Driveshaft | B | 3 | 5-1204X* | 5-7438X | 15-1204X |
| | F-250 | 4.9L; Standard Trans; 5 Speed; 2 Piece Driveshaft; Heavy Duty Trans | B | 3 | 5-1204X* | 5-7438X | 15-1204X |
| | F-250 | 4.9L; Standard Trans; 5 Speed; 2 Piece Driveshaft; w/o Heavy Duty Trans; w/ 4.10 Rear Axle | B | 3 | 5-1204X* | 5-7438X | 15-1204X |
| | F-250 | 5.8L; Standard Trans; 5 Speed; 2 Piece Driveshaft; Heavy Duty Trans | B | 3 | 5-1204X* | 5-7438X | 15-1204X |

* GREASEABLE ** NON-GREASEABLE

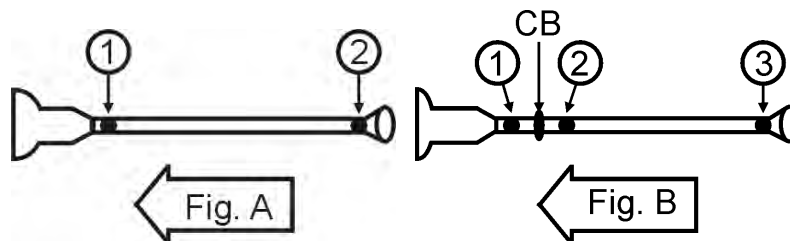
RWD

Ford (Cont'd)

| Year | Model | Description | Fig. | Location | Spicer Part # | SPL Part # | SVL Part # |
|------|-------|--|------|----------|---------------|-------------------------|------------|
| 1989 | F-250 | Standard Cab; 3 Speed; 1 Piece Driveshaft | A | 1 | 5-213X* | 5-1330-1X* 5-1330X** | 15-213X |
| | F-250 | Standard Cab; 4 Speed; 1 Piece Driveshaft | A | 1 | 5-213X* | 5-1330-1X* 5-1330X** | 15-213X |
| | F-250 | 7.3L; Standard Trans; 5 Speed; 1 Piece Driveshaft | A | 1,2 | 5-178X* | 5-1350-1X* 5-1350X** | 15-178X |
| | F-250 | 7.5L; Standard Trans; 5 Speed; 1 Piece Driveshaft | A | 1,2 | 5-178X* | 5-1350-1X* 5-1350X** | 15-178X |
| | F-250 | Standard Cab; 3 Speed; 1 Piece Driveshaft | A | 2 | 5-1204X* | 5-7438X | 15-1204X |
| | F-250 | Standard Cab; 4 Speed; 1 Piece Driveshaft | A | 2 | 5-1204X* | 5-7438X | 15-1204X |
| | F-250 | 4.9L; Standard Trans; 5 Speed; 2 Piece Driveshaft; w/ H/D | B | 1,3 | 5-1204X* | 5-7438X | 15-1204X |
| | F-250 | 5.8L; Standard Trans; 5 Speed; 2 Piece Driveshaft; w/ H/D | B | 1,3 | 5-1204X* | 5-7438X | 15-1204X |
| | F-250 | 4.9L; Standard Trans; 5 Speed; 2 Piece Driveshaft | B | 2 | 5-213X* | 5-1330-1X* 5-1330X** | 15-213X |
| | F-250 | 5.8L; Standard Trans; 5 Speed; 2 Piece Driveshaft | B | 2 | 5-213X* | 5-1330-1X* 5-1330X** | 15-213X |
| 1990 | F-250 | 4.9L; Standard Cab; 1 Piece Driveshaft; 1.062" Cup Dia.; w/ Outside Snap Rings | A | 1 | 5-213X* | 5-1330-1X* 5-1330X** | 15-213X |
| | F-250 | 5.0L; Standard Cab; 1 Piece Driveshaft; 1.062" Cup Dia.; w/ Outside Snap Rings | A | 1 | 5-213X* | 5-1330-1X* 5-1330X** | 15-213X |
| | F-250 | 5.8L; Standard Cab; 1 Piece Driveshaft; 1.062" Cup Dia.; w/ Outside Snap Rings | A | 1 | 5-213X* | 5-1330-1X* 5-1330X** | 15-213X |
| | F-250 | 7.3L; Standard Cab; 1 Piece Driveshaft; 1.062" Cup Dia.; w/ Outside Snap Rings | A | 1 | 5-213X* | 5-1330-1X* 5-1330X** | 15-213X |
| | F-250 | 7.5L; Standard Cab; 1 Piece Driveshaft; 1.062" Cup Dia.; w/ Outside Snap Rings | A | 1 | 5-213X* | 5-1330-1X* 5-1330X** | 15-213X |
| | F-250 | 5.8L; Standard Cab; 1 Piece Driveshaft; w/ Inside & Outside Snap Rings | A | 1,2 | 5-1204X* | 5-7438X | 15-1204X |
| | F-250 | 7.3L; Standard Cab; 1 Piece Driveshaft; 1.188" Cup Dia.; w/ Outside Snap Rings | A | 1,2 | 5-178X* | 5-1350-1X* 5-1350X** | 15-178X |
| | F-250 | 7.5L; Standard Cab; 1 Piece Driveshaft; 1.188" Cup Dia.; w/ Outside Snap Rings | A | 1,2 | 5-178X* | 5-1350-1X* 5-1350X** | 15-178X |
| | F-250 | 7.3L; Standard Cab; 2 Piece Driveshaft; 1.062" Cup Dia.; w/ Outside Snap Rings | B | 1 | 5-213X* | 5-1330-1X* 5-1330X** | 15-213X |
| | F-250 | 7.5L; Standard Cab; 2 Piece Driveshaft; 1.062" Cup Dia.; w/ Outside Snap Rings | B | 1 | 5-213X* | 5-1330-1X* 5-1330X** | 15-213X |
| | F-250 | 4.9L; Standard Cab; 2 Piece Driveshaft; 1.062" Cup Dia.; w/ Outside Snap Rings | B | 1,2 | 5-213X* | 5-1330-1X* 5-1330X** | 15-213X |
| | F-250 | 5.0L; Standard Cab; 2 Piece Driveshaft; 1.062" Cup Dia.; w/ Outside Snap Rings | B | 1,2 | 5-213X* | 5-1330-1X* 5-1330X** | 15-213X |
| | F-250 | 5.8L; Extended Cab; 2 Piece Driveshaft; 1.062" Cup Dia.; w/ Outside Snap Rings | B | 1,2 | 5-213X* | 5-1330-1X* 5-1330X** | 15-213X |
| | F-250 | 5.8L; Standard Cab; 2 Piece Driveshaft; 1.062" Cup Dia.; w/ Outside Snap Rings | B | 1,2 | 5-213X* | 5-1330-1X* 5-1330X** | 15-213X |
| | F-250 | 5.8L; Extended Cab; 2 Piece Driveshaft; 1.188" Cup Dia.; w/ Outside Snap Rings | B | 1,2,3 | 5-178X* | 5-1350-1X* 5-1350X** | 15-178X |
| | F-250 | 7.3L; Extended Cab; 2 Piece Driveshaft; 1.188" Cup Dia.; w/ Outside Snap Rings | B | 1,2,3 | 5-178X* | 5-1350-1X* 5-1350X** | 15-178X |
| | F-250 | 7.3L; Standard Cab; 2 Piece Driveshaft; 1.188" Cup Dia.; w/ Outside Snap Rings | B | 1,2,3 | 5-178X* | 5-1350-1X* 5-1350X** | 15-178X |
| | F-250 | 7.5L; Extended Cab; 2 Piece Driveshaft; 1.188" Cup Dia.; w/ Outside Snap Rings | B | 1,2,3 | 5-178X* | 5-1350-1X* 5-1350X** | 15-178X |
| | F-250 | 7.5L; Standard Cab; 2 Piece Driveshaft; 1.188" Cup Dia.; w/ Outside Snap Rings | B | 1,2,3 | 5-178X* | 5-1350-1X* 5-1350X** | 15-178X |
| | F-250 | 4.9L; Extended Cab; 2 Piece Driveshaft; w/ Inside & Outside Snap Rings | B | 1,3 | 5-1204X* | 5-7438X | 15-1204X |
| | F-250 | 5.0L; Standard Cab; 2 Piece Driveshaft; w/ Inside & Outside Snap Rings | B | 1,3 | 5-1204X* | 5-7438X | 15-1204X |
| | F-250 | 4.9L; Extended Cab; 2 Piece Driveshaft; 1.062" Cup Dia.; w/ Outside Snap Rings | B | 2 | 5-213X* | 5-1330-1X* 5-1330X** | 15-213X |
| | F-250 | 7.3L; Standard Cab; 2 Piece Driveshaft; w/ Inside & Outside Snap Rings | B | 3 | 5-1204X* | 5-7438X | 15-1204X |

* GREASEABLE ** NON-GREASEABLE

RWD



Ford (Cont'd)

| Year | Model | Description | Fig. | Location | Spicer Part # | SPL Part # | SVL Part # |
|-----------|-------|--|------|----------|---------------|-------------------------|------------|
| 1990 | F-250 | 7.5L; Standard Cab; 2 Piece Driveshaft; w/ Inside & Outside Snap Rings | B | 3 | 5-1204X* | 5-7438X | 15-1204X |
| 1990-1991 | F-250 | 4.9L; Standard Cab; 1 Piece Driveshaft; w/ Inside & Outside Snap Rings | A | 1,2 | 5-1204X* | 5-7438X | 15-1204X |
| | F-250 | 5.0L; Standard Cab; 1 Piece Driveshaft; w/ Inside & Outside Snap Rings | A | 1,2 | 5-1204X* | 5-7438X | 15-1204X |
| 1990-1992 | F-250 | 7.3L; Standard Cab; 1 Piece Driveshaft; w/ Inside & Outside Snap Rings | A | 2 | 5-1204X* | 5-7438X | 15-1204X |
| | F-250 | 7.5L; Standard Cab; 1 Piece Driveshaft; w/ Inside & Outside Snap Rings | A | 2 | 5-1204X* | 5-7438X | 15-1204X |
| | F-250 | 4.9L; Standard Cab; 2 Piece Driveshaft; w/ Inside & Outside Snap Rings | B | 1,3 | 5-1204X* | 5-7438X | 15-1204X |
| | F-250 | 5.8L; Extended Cab; 2 Piece Driveshaft; w/ Inside & Outside Snap Rings | B | 1,3 | 5-1204X* | 5-7438X | 15-1204X |
| | F-250 | 5.8L; Standard Cab; 2 Piece Driveshaft; w/ Inside & Outside Snap Rings | B | 1,3 | 5-1204X* | 5-7438X | 15-1204X |
| | F-250 | 7.3L; Standard Cab; 2 Piece Driveshaft; w/ Inside & Outside Snap Rings | B | 1,3 | 5-1204X* | 5-7438X | 15-1204X |
| 1991 | F-250 | 4.9L; Standard Cab; 1 Piece Driveshaft; w/ Outside Snap Rings | A | 1,2 | 5-213X* | 5-1330-1X* 5-1330X** | 15-213X |
| | F-250 | 5.0L; Extended Cab; 2 Piece Driveshaft; w/ Outside Snap Rings | B | 1,2 | 5-213X* | 5-1330-1X* 5-1330X** | 15-213X |
| | F-250 | 5.8L; Extended Cab; 2 Piece Driveshaft; w/ Outside Snap Rings | B | 1,2,3 | 5-178X* | 5-1350-1X* 5-1350X** | 15-178X |
| | F-250 | 7.3L; Extended Cab; 2 Piece Driveshaft; w/ Outside Snap Rings | B | 1,2,3 | 5-178X* | 5-1350-1X* 5-1350X** | 15-178X |
| | F-250 | 5.8L; Extended Cab; 1 Piece Driveshaft; w/ Outside Snap Rings | B | 2 | 5-213X* | 5-1330-1X* 5-1330X** | 15-213X |
| | F-250 | 5.0L; Extended Cab; 2 Piece Driveshaft; w/ Inside & Outside Snap Rings | B | 3 | 5-1204X* | 5-7438X | 15-1204X |
| 1991-1992 | F-250 | 5.0L; Standard Cab; 1 Piece Driveshaft; w/ Outside Snap Rings | A | 1 | 5-213X* | 5-1330-1X* 5-1330X** | 15-213X |
| | F-250 | 5.8L; Standard Cab; 1 Piece Driveshaft; w/ Outside Snap Rings | A | 1 | 5-213X* | 5-1330-1X* 5-1330X** | 15-213X |
| | F-250 | 7.3L; Standard Cab; 1 Piece Driveshaft; w/ Outside Snap Rings | A | 1 | 5-213X* | 5-1330-1X* 5-1330X** | 15-213X |
| | F-250 | 7.5L; Standard Cab; 1 Piece Driveshaft; w/ Outside Snap Rings | A | 1 | 5-213X* | 5-1330-1X* 5-1330X** | 15-213X |
| | F-250 | 4.9L; Extended Cab; 1 Piece Driveshaft; w/ Inside & Outside Snap Rings | A | 1,2 | 5-1204X* | 5-7438X | 15-1204X |
| | F-250 | 5.8L; Extended Cab; 1 Piece Driveshaft; w/ Inside & Outside Snap Rings | A | 1,2 | 5-1204X* | 5-7438X | 15-1204X |
| | F-250 | 5.8L; Standard Cab; 1 Piece Driveshaft; w/ Inside & Outside Snap Rings | A | 2 | 5-1204X* | 5-7438X | 15-1204X |
| | F-250 | 7.3L; Standard Cab; 2 Piece Driveshaft; w/ Outside Snap Rings | B | 1,2,3 | 5-178X* | 5-1350-1X* 5-1350X** | 15-178X |
| | F-250 | 4.9L; Standard Cab; 2 Piece Driveshaft; w/ Outside Snap Rings | B | 2 | 5-213X* | 5-1330-1X* 5-1330X** | 15-213X |
| | F-250 | 5.8L; Standard Cab; 2 Piece Driveshaft; w/ Outside Snap Rings | B | 2 | 5-213X* | 5-1330-1X* 5-1330X** | 15-213X |
| 1992 | F-250 | 4.9L; Standard Cab; 1 Piece Driveshaft; w/ Inside & Outside Snap Rings | A | 2 | 5-1204X* | 5-7438X | 15-1204X |
| | F-250 | 5.0L; Standard Cab; 1 Piece Driveshaft; w/ Inside & Outside Snap Rings | A | 2 | 5-1204X* | 5-7438X | 15-1204X |
| | F-250 | 5.0L; Standard Cab; 2 Piece Driveshaft; w/ Outside Snap Rings | B | 1,2 | 5-213X* | 5-1330-1X* 5-1330X** | 15-213X |

* GREASEABLE ** NON-GREASEABLE

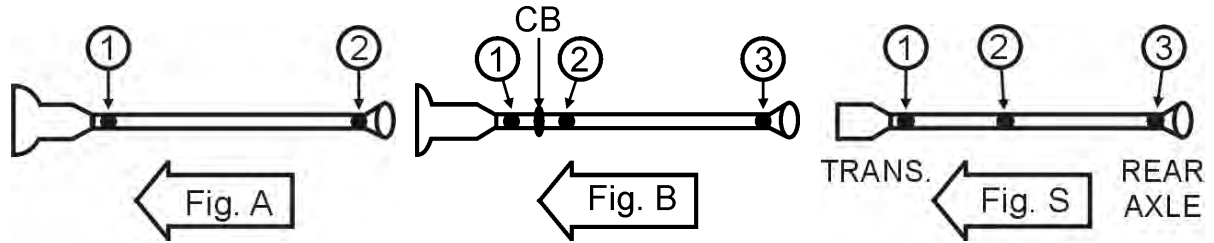
RWD

Ford (Cont'd)

| Year | Model | Description | Fig. | Location | Spicer Part # | SPL Part # | SVL Part # |
|-----------|-----------|--|---|----------|---------------|-------------------------|-------------------------|
| 1992 | F-250 | 5.8L; Extended Cab; 2 Piece Driveshaft; w/ Outside Snap Rings; 1.188" Cup Dia. | B | 1,2,3 | 5-178X* | 5-1350-1X* 5-1350X** | 15-178X |
| | F-250 | 7.5L; Standard Cab; 2 Piece Driveshaft; w/ Outside Snap Rings | B | 1,2,3 | 5-178X* | 5-1350-1X* 5-1350X** | 15-178X |
| | F-250 | 5.8L; Extended Cab; 2 Piece Driveshaft; w/ Outside Snap Rings; 1.062" Cup Dia. | B | 2 | 5-213X* | 5-1330-1X* 5-1330X** | 15-213X |
| | F-250 | 5.0L; Standard Cab; 2 Piece Driveshaft; w/ Inside & Outside Snap Rings | B | 3 | 5-1204X* | 5-7438X | 15-1204X |
| 1993-1994 | F-250 | 7.3L; 1 Piece Driveshaft; w/ Outside Snap Rings | A | 1 | 5-213X* | 5-1330-1X* 5-1330X** | 15-213X |
| | F-250 | 7.5L; 1 Piece Driveshaft; w/ Outside Snap Rings | A | 1 | 5-213X* | 5-1330-1X* 5-1330X** | 15-213X |
| | F-250 | 7.3L; 1 Piece Driveshaft; w/ Inside & Outside Snap Rings | A | 2 | 5-1204X* | 5-7438X | 15-1204X |
| | F-250 | 7.5L; 1 Piece Driveshaft; w/ Inside & Outside Snap Rings | A | 2 | 5-1204X* | 5-7438X | 15-1204X |
| | F-250 | 7.3L; Auto Trans; 2 Piece Driveshaft; w/ Outside Snap Rings | B | 1,2 | 5-213X* | 5-1330-1X* 5-1330X** | 15-213X |
| | F-250 | 7.5L; Auto Trans; 2 Piece Driveshaft; w/ Outside Snap Rings | B | 1,2 | 5-213X* | 5-1330-1X* 5-1330X** | 15-213X |
| | F-250 | 7.3L; Standard Trans; 2 Piece Driveshaft; w/ Outside Snap Rings | B | 1,2,3 | 5-178X* | 5-1350-1X* 5-1350X** | 15-178X |
| | F-250 | 7.5L; Standard Trans; 2 Piece Driveshaft; w/ Outside Snap Rings | B | 1,2,3 | 5-178X* | 5-1350-1X* 5-1350X** | 15-178X |
| | F-250 | 7.3L; Auto Trans; 2 Piece Driveshaft; w/ Inside & Outside Snap Rings | B | 3 | 5-1204X* | 5-7438X | 15-1204X |
| | F-250 | 7.5L; Auto Trans; 2 Piece Driveshaft; w/ Inside & Outside Snap Rings | B | 3 | 5-1204X* | 5-7438X | 15-1204X |
| | 1993-1996 | F-250 | 4.9L; 1 Piece Driveshaft; w/ Outside Snap Rings | A | 1 | 5-213X* | 5-1330-1X* 5-1330X** |
| F-250 | | 5.8L; 1 Piece Driveshaft; w/ Outside Snap Rings | A | 1 | 5-213X* | 5-1330-1X* 5-1330X** | 15-213X |
| F-250 | | 4.9L; 1 Piece Driveshaft; w/ Inside & Outside Snap Rings | A | 2 | 5-1204X* | 5-7438X | 15-1204X |
| F-250 | | 5.8L; 1 Piece Driveshaft; w/ Inside & Outside Snap Rings | A | 2 | 5-1204X* | 5-7438X | 15-1204X |
| F-250 | | 4.9L; 2 Piece Driveshaft; w/ Outside Snap Rings | B | 1,2 | 5-213X* | 5-1330-1X* 5-1330X** | 15-213X |
| F-250 | | 5.8L; 2 Piece Driveshaft; w/ Outside Snap Rings | B | 1,2 | 5-213X* | 5-1330-1X* 5-1330X** | 15-213X |
| F-250 | | 4.9L; 2 Piece Driveshaft; w/ Inside & Outside Snap Rings | B | 3 | 5-1204X* | 5-7438X | 15-1204X |
| F-250 | | 5.8L; 2 Piece Driveshaft; w/ Inside & Outside Snap Rings | B | 3 | 5-1204X* | 5-7438X | 15-1204X |
| 1995-1996 | F-250 | 7.3L; 1 Piece Driveshaft; w/ Outside Snap Rings | A | 1,2 | 5-178X* | 5-1350-1X* 5-1350X** | 15-178X |
| | F-250 | 7.5L; 1 Piece Driveshaft; w/ Outside Snap Rings | A | 1,2 | 5-178X* | 5-1350-1X* 5-1350X** | 15-178X |
| | F-250 | 7.3L; 2 Piece Driveshaft; w/ Outside Snap Rings | B | 1,2,3 | 5-178X* | 5-1350-1X* 5-1350X** | 15-178X |
| | F-250 | 7.5L; 2 Piece Driveshaft; w/ Outside Snap Rings | B | 1,2,3 | 5-178X* | 5-1350-1X* 5-1350X** | 15-178X |
| 1997 | F-250 | 4.6L; 1 Piece Driveshaft; w/ Outside Snap Rings | A | 1,2 | 5-178X* | 5-1350-1X* 5-1350X** | 15-178X |
| | F-250 | 5.4L; 1 Piece Driveshaft; w/ Outside Snap Rings | A | 1,2 | 5-178X* | 5-1350-1X* 5-1350X** | 15-178X |
| | F-250 | 4.6L; 2 Piece Driveshaft; w/ Outside Snap Rings | B | 1,2,3 | 5-178X* | 5-1350-1X* 5-1350X** | 15-178X |
| | F-250 | 5.4L; 2 Piece Driveshaft; w/ Outside Snap Rings | B | 1,2,3 | 5-178X* | 5-1350-1X* 5-1350X** | 15-178X |
| 1998-1999 | F-250 | 1 Piece Driveshaft | A | 1,2 | 5-178X* | 5-1350-1X* 5-1350X** | 15-178X |
| | F-250 | 2 Piece Driveshaft | B | 1,2,3 | 5-178X* | 5-1350-1X* 5-1350X** | 15-178X |
| 1999 | F-250 | Bearing I.D. 1.378" | B | CB | 211175X | | |

* GREASEABLE ** NON-GREASEABLE

RWD



Ford (Cont'd)

| Year | Model | Description | Fig. | Location | Spicer Part # | SPL Part # | SVL Part # |
|-----------|------------------|---|------|----------|---------------|-------------------------|------------|
| 1999 | F-250 | Bearing I.D. 1.574" | B | CB | 211359X | | |
| 1999-2000 | F-250 Super Duty | Bearing I.D. 1.378" | B | CB | 211175X | | |
| 1999-2004 | F-250 Super Duty | 1 Piece Driveshaft; w/ 3.625" O.D. Yoke | A | 1,2 | 5-178X* | 5-1350-1X* 5-1350X** | 15-178X |
| | F-250 Super Duty | 1 Piece Driveshaft; w/ 4.188" O.D. Yoke | A | 1,2 | 5-160X* | 5-1410-1X* 5-1410X** | 15-160X |
| | F-250 Super Duty | 2 Piece Driveshaft; w/ 3.625" O.D. Yoke | B | 1,2,3 | 5-178X* | 5-1350-1X* 5-1350X** | 15-178X |
| | F-250 Super Duty | 2 Piece Driveshaft; w/ 4.188" O.D. Yoke | B | 1,2,3 | 5-160X* | 5-1410-1X* 5-1410X** | 15-160X |
| 1999-2007 | F-250 Super Duty | Bearing I.D. 1.574" | B | CB | 211359X | | |
| 2005-2010 | F-250 Super Duty | 2 Piece Driveshaft | B | 1,2,3 | 5-160X* | 5-1410-1X* 5-1410X** | 15-160X |
| 2016 | F-250 Super Duty | V8 6.2L; 1 Piece Driveshaft | A | 1,2 | 5-160X* | 5-1410-1X* 5-1410X** | 15-160X |
| | F-250 Super Duty | V8 6.7L; 1 Piece Driveshaft | A | 1,2 | 5-160X* | 5-1410-1X* 5-1410X** | 15-160X |
| | F-250 Super Duty | V8 6.2L; 2 Piece Driveshaft | S | 1,2,3 | 5-160X* | 5-1410-1X* 5-1410X** | 15-160X |
| | F-250 Super Duty | V8 6.7L; 2 Piece Driveshaft | S | 1,2,3 | 5-160X* | 5-1410-1X* 5-1410X** | 15-160X |
| 2017 | F-250 Super Duty | 1 Piece Driveshaft | A | 1,2 | 5-160X* | 5-1410-1X* 5-1410X** | 15-160X |
| | F-250 Super Duty | 2 Piece Driveshaft | S | 1,2,3 | 5-160X* | 5-1410-1X* 5-1410X** | 15-160X |
| 1953-1966 | F-350 | 1 Piece Driveshaft | A | 1,2 | 5-153X* | 5-1310-1X* 5-1310X** | 15-153X |
| | F-350 | 2 Piece Driveshaft | B | 1,2,3 | 5-153X* | 5-1310-1X* 5-1310X** | 15-153X |
| 1967 | F-350 | 5.8L | B | 1 | 5-153X* | 5-1310-1X* 5-1310X** | 15-153X |
| | F-350 | 5.8L | B | 2,3 | 5-134X* | | 15-134X |
| 1967-1974 | F-350 | 3.9L | B | 1 | 5-153X* | 5-1310-1X* 5-1310X** | 15-153X |
| | F-350 | 4.9L | B | 1 | 5-153X* | 5-1310-1X* 5-1310X** | 15-153X |
| | F-350 | 3.9L | B | 2,3 | 5-134X* | | 15-134X |
| | F-350 | 4.9L | B | 2,3 | 5-134X* | | 15-134X |
| 1968-1974 | F-350 | 5.9L | B | 1 | 5-153X* | 5-1310-1X* 5-1310X** | 15-153X |
| | F-350 | 6.4L | B | 1 | 5-213X* | 5-1330-1X* 5-1330X** | 15-213X |
| | F-350 | 5.9L | B | 2,3 | 5-134X* | | 15-134X |
| | F-350 | 6.4L | B | 2,3 | 5-178X* | 5-1350-1X* 5-1350X** | 15-178X |
| 1972-1974 | F-350 | 5.0L | B | 1 | 5-153X* | 5-1310-1X* 5-1310X** | 15-153X |
| | F-350 | 5.0L | B | 2,3 | 5-134X* | | 15-134X |
| 1973-1974 | F-350 | 7.5L | B | 1 | 5-213X* | 5-1330-1X* 5-1330X** | 15-213X |
| | F-350 | 7.5L | B | 2,3 | 5-178X* | 5-1350-1X* 5-1350X** | 15-178X |

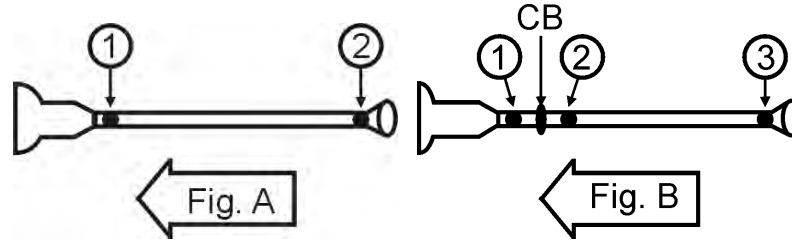
* GREASEABLE ** NON-GREASEABLE

RWD

Ford (Cont'd)

| Year | Model | Description | Fig. | Location | Spicer Part # | SPL Part # | SVL Part # | |
|-----------|-------|---------------------------------------|-----------------|----------|---------------|-------------------------|-------------------------|---------|
| 1975-1976 | F-350 | 155.0" WB | B | 1 | 5-153X* | 5-1310-1X* 5-1310X** | 15-153X | |
| | F-350 | 4.9L; 137.0" WB | B | 1,2,3 | 5-213X* | 5-1330-1X* 5-1330X** | 15-213X | |
| | F-350 | 5.0L; 137.0" WB | B | 1,2,3 | 5-213X* | 5-1330-1X* 5-1330X** | 15-213X | |
| | F-350 | 5.9L; 137.0" WB | B | 1,2,3 | 5-213X* | 5-1330-1X* 5-1330X** | 15-213X | |
| | F-350 | 6.4L; 137.0" WB | B | 1,2,3 | 5-178X* | 5-1350-1X* 5-1350X** | 15-178X | |
| | F-350 | 7.5L; 137.0" WB | B | 1,2,3 | 5-178X* | 5-1350-1X* 5-1350X** | 15-178X | |
| | F-350 | 155.0" WB | B | 2,3 | 5-178X* | 5-1350-1X* 5-1350X** | 15-178X | |
| 1975-1983 | F-350 | Bearing I.D. 1.574" | B | CB | 211359X | | | |
| 1975-1995 | F-350 | Bearing I.D. 1.378" | B | CB | 211175X | | | |
| 1977-1978 | F-350 | 6.6L; Auto Trans; 1.062" Cup Dia. | B | 1 | 5-213X* | 5-1330-1X* 5-1330X** | 15-213X | |
| | F-350 | 7.5L; Auto Trans; 1.062" Cup Dia. | B | 1 | 5-213X* | 5-1330-1X* 5-1330X** | 15-213X | |
| | F-350 | 4.9L; 1.062" Cup Dia. | B | 1,2,3 | 5-213X* | 5-1330-1X* 5-1330X** | 15-213X | |
| | F-350 | 5.0L; 1.062" Cup Dia. | B | 1,2,3 | 5-213X* | 5-1330-1X* 5-1330X** | 15-213X | |
| | F-350 | 5.8L; 1.062" Cup Dia. | B | 1,2,3 | 5-213X* | 5-1330-1X* 5-1330X** | 15-213X | |
| | F-350 | 6.6L; Standard Trans; 1.188" Cup Dia. | B | 1,2,3 | 5-178X* | 5-1350-1X* 5-1350X** | 15-178X | |
| | F-350 | 7.5L; Standard Trans; 1.188" Cup Dia. | B | 1,2,3 | 5-178X* | 5-1350-1X* 5-1350X** | 15-178X | |
| | F-350 | 4.9L; 1.188" Cup Dia. | B | 2,3 | 5-178X* | 5-1350-1X* 5-1350X** | 15-178X | |
| | F-350 | 5.0L; 1.188" Cup Dia. | B | 2,3 | 5-178X* | 5-1350-1X* 5-1350X** | 15-178X | |
| | F-350 | 5.8L; 1.188" Cup Dia. | B | 2,3 | 5-178X* | 5-1350-1X* 5-1350X** | 15-178X | |
| | F-350 | 6.6L; Auto Trans; 1.188" Cup Dia. | B | 2,3 | 5-178X* | 5-1350-1X* 5-1350X** | 15-178X | |
| | F-350 | 7.5L; Auto Trans; 1.188" Cup Dia. | B | 2,3 | 5-178X* | 5-1350-1X* 5-1350X** | 15-178X | |
| | 1979 | F-350 | | B | 1 | 5-213X* | 5-1330-1X* 5-1330X** | 15-213X |
| | | F-350 | 1.062" Cup Dia. | B | 2 | 5-213X* | 5-1330-1X* 5-1330X** | 15-213X |
| F-350 | | 1.188" Cup Dia. | B | 2,3 | 5-178X* | 5-1350-1X* 5-1350X** | 15-178X | |
| F-350 | | 1.125" Cup Dia. | B | 3 | 5-1204X* | 5-7438X | 15-1204X | |
| 1980-1981 | F-350 | 2 Piece Driveshaft | B | 1,2 | 5-213X* | 5-1330-1X* 5-1330X** | 15-213X | |
| 1980-1983 | F-350 | 2 Piece Driveshaft | B | 3 | 5-1204X* | 5-7438X | 15-1204X | |
| 1980-1986 | F-350 | 1 Piece Driveshaft | A | 1 | 5-213X* | 5-1330-1X* 5-1330X** | 15-213X | |
| | F-350 | 1 Piece Driveshaft | A | 2 | 5-1204X* | 5-7438X | 15-1204X | |
| 1982-1983 | F-350 | 2 Piece Driveshaft; w/ U-Bolts | B | 1 | 5-1204X* | 5-7438X | 15-1204X | |
| | F-350 | 2 Piece Driveshaft; w/o U-Bolts | B | 1 | 5-213X* | 5-1330-1X* 5-1330X** | 15-213X | |
| | F-350 | 2 Piece Driveshaft | B | 2 | 5-213X* | 5-1330-1X* 5-1330X** | 15-213X | |
| 1984-1986 | F-350 | Standard Trans; 2 Piece Driveshaft | B | 1 | 5-1204X* | 5-7438X | 15-1204X | |
| | F-350 | Auto Trans; 2 Piece Driveshaft | B | 1,2 | 5-213X* | 5-1330-1X* 5-1330X** | 15-213X | |
| | F-350 | Standard Trans; 2 Piece Driveshaft | B | 2 | 5-213X* | 5-1330-1X* 5-1330X** | 15-213X | |
| | F-350 | Auto Trans; 2 Piece Driveshaft | B | 3 | 5-1204X* | 5-7438X | 15-1204X | |

* GREASEABLE ** NON-GREASEABLE



Ford (Cont'd)

| Year | Model | Description | Fig. | Location | Spicer Part # | SPL Part # | SVL Part # |
|-----------|-------|--|------|----------|---------------|-------------------------|------------|
| 1984-1986 | F-350 | Standard Trans; 2 Piece Driveshaft | B | 3 | 5-1204X* | 5-7438X | 15-1204X |
| 1987 | F-350 | Auto Trans; 3 Speed; 1 Piece Driveshaft | A | 1 | 5-213X* | 5-1330-1X* 5-1330X** | 15-213X |
| | F-350 | Standard Trans; 5 Speed; 1 Piece Driveshaft | A | 1,2 | 5-178X* | 5-1350-1X* 5-1350X** | 15-178X |
| | F-350 | Auto Trans; 3 Speed; 1 Piece Driveshaft | A | 2 | 5-1204X* | 5-7438X | 15-1204X |
| | F-350 | Auto Trans; 3 Speed; 2 Piece Driveshaft; w/ Outside Snap Rings | B | 1,2 | 5-213X* | 5-1330-1X* 5-1330X** | 15-213X |
| | F-350 | Standard Trans; 5 Speed; 2 Piece Driveshaft; w/ Outside Snap Rings | B | 1,2,3 | 5-178X* | 5-1350-1X* 5-1350X** | 15-178X |
| 1988 | F-350 | Auto Trans; 3 Speed; 1 Piece Driveshaft; 1.062" Cup Dia. | A | 1 | 5-213X* | 5-1330-1X* 5-1330X** | 15-213X |
| | F-350 | Standard Trans; 5 Speed; 1 Piece Driveshaft; 1.188" Cup Dia. | A | 1,2 | 5-178X* | 5-1350-1X* 5-1350X** | 15-178X |
| | F-350 | Auto Trans; 3 Speed; 1 Piece Driveshaft; 1.125" Cup Dia. | A | 2 | 5-1204X* | 5-7438X | 15-1204X |
| | F-350 | Standard Trans; 5 Speed; 2 Piece Driveshaft; w/ Outside Snap Rings; 1.188" Cup Dia. | B | 1,2,3 | 5-178X* | 5-1350-1X* 5-1350X** | 15-178X |
| | F-350 | Standard Trans; 5 Speed; 2 Piece Driveshaft; w/ Inside & Outside Snap Rings; 1.125" Cup Dia. | B | 1,3 | 5-1204X* | 5-7438X | 15-1204X |
| | F-350 | Standard Trans; 5 Speed; 2 Piece Driveshaft; w/ Outside Snap Rings; 1.062" Cup Dia. | B | 2 | 5-213X* | 5-1330-1X* 5-1330X** | 15-213X |
| 1989 | F-350 | 3 Speed; 1 Piece Driveshaft | A | 1 | 5-213X* | 5-1330-1X* 5-1330X** | 15-213X |
| | F-350 | 4 Speed; 1 Piece Driveshaft | A | 1 | 5-213X* | 5-1330-1X* 5-1330X** | 15-213X |
| | F-350 | 4.9L; 133.0" WB; Standard Trans; 5 Speed; 1 Piece Driveshaft | A | 1 | 5-213X* | 5-1330-1X* 5-1330X** | 15-213X |
| | F-350 | 7.3L; Standard Trans; 5 Speed; 1 Piece Driveshaft | A | 1,2 | 5-178X* | 5-1350-1X* 5-1350X** | 15-178X |
| | F-350 | 7.5L; Standard Trans; 5 Speed; 1 Piece Driveshaft | A | 1,2 | 5-178X* | 5-1350-1X* 5-1350X** | 15-178X |
| | F-350 | 3 Speed; 1 Piece Driveshaft | A | 2 | 5-1204X* | 5-7438X | 15-1204X |
| | F-350 | 4 Speed; 1 Piece Driveshaft | A | 2 | 5-1204X* | 5-7438X | 15-1204X |
| | F-350 | 4.9L; 133.0" WB; Standard Trans; 5 Speed; 1 Piece Driveshaft | A | 2 | 5-1204X* | 5-7438X | 15-1204X |
| | F-350 | 4.9L; 137.0" WB; Standard Trans; 5 Speed; 2 Piece Driveshaft | B | 1 | 5-1204X* | 5-7438X | 15-1204X |
| | F-350 | 4.9L; 160.8" WB; Standard Trans; 5 Speed; 2 Piece Driveshaft | B | 1 | 5-1204X* | 5-7438X | 15-1204X |
| | F-350 | 4.9L; 168.4" WB; Standard Trans; 5 Speed; 2 Piece Driveshaft | B | 1 | 5-1204X* | 5-7438X | 15-1204X |
| | F-350 | 5.8L; 133.0" WB; Standard Trans; 5 Speed; 2 Piece Driveshaft | B | 1 | 5-213X* | 5-1330-1X* 5-1330X** | 15-213X |
| | F-350 | 5.8L; 137.0" WB; Standard Trans; 5 Speed; 2 Piece Driveshaft | B | 1 | 5-1204X* | 5-7438X | 15-1204X |
| | F-350 | 5.8L; 160.8" WB; Standard Trans; 5 Speed; 2 Piece Driveshaft | B | 1 | 5-1204X* | 5-7438X | 15-1204X |
| | F-350 | 5.8L; 168.4" WB; Standard Trans; 5 Speed; 2 Piece Driveshaft | B | 1 | 5-1204X* | 5-7438X | 15-1204X |
| | F-350 | 3 Speed; 2 Piece Driveshaft | B | 1,2,3 | 5-178X* | 5-1350-1X* 5-1350X** | 15-178X |

* GREASEABLE ** NON-GREASEABLE

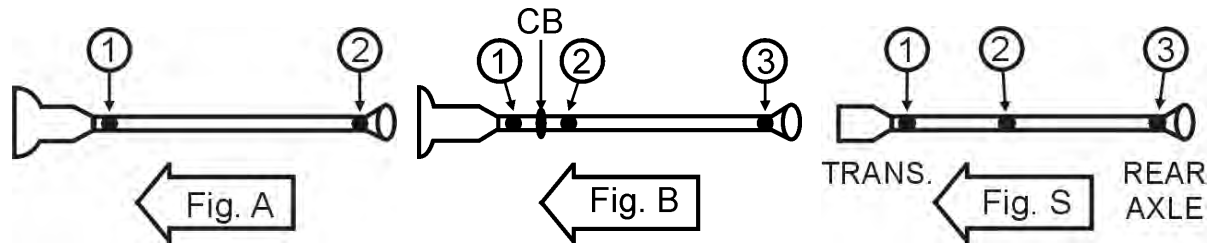
RWD

Ford (Cont'd)

| Year | Model | Description | Fig. | Location | Spicer Part # | SPL Part # | SVL Part # |
|-----------|-------|--|------|----------|---------------|-------------------------|------------|
| 1989 | F-350 | 4 Speed; 2 Piece Driveshaft | B | 1,2,3 | 5-178X* | 5-1350-1X* 5-1350X** | 15-178X |
| | F-350 | 5.8L; 137.0" WB; Standard Trans; 5 Speed; 2 Piece Driveshaft | B | 2,3 | 5-178X* | 5-1350-1X* 5-1350X** | 15-178X |
| | F-350 | 5.8L; 160.8" WB; Standard Trans; 5 Speed; 2 Piece Driveshaft | B | 2,3 | 5-178X* | 5-1350-1X* 5-1350X** | 15-178X |
| | F-350 | 5.8L; 168.4" WB; Standard Trans; 5 Speed; 2 Piece Driveshaft | B | 2,3 | 5-178X* | 5-1350-1X* 5-1350X** | 15-178X |
| | F-350 | 5.8L; 133.0" WB; Standard Trans; 5 Speed; 2 Piece Driveshaft | B | 3 | 5-1204X* | 5-7438X | 15-1204X |
| 1990-1991 | F-350 | 1 Piece Driveshaft; 1.062" Cup Dia.; w/ Outside Snap Rings | A | 1 | 5-213X* | 5-1330-1X* 5-1330X** | 15-213X |
| | F-350 | 1 Piece Driveshaft; w/ Inside & Outside Snap Rings | A | 2 | 5-1204X* | 5-7438X | 15-1204X |
| 1990-1994 | F-350 | 2 Piece Driveshaft; w/ Inside & Outside Snap Rings | B | 1,3 | 5-1204X* | 5-7438X | 15-1204X |
| 1992-1993 | F-350 | 1 Piece Driveshaft; 1.062" Cup Dia.; w/ Outside Snap Rings | A | 1 | 5-178X* | 5-1350-1X* 5-1350X** | 15-178X |
| | F-350 | 1 Piece Driveshaft; w/ Inside & Outside Snap Rings | A | 2 | 5-213X* | 5-1330-1X* 5-1330X** | 15-213X |
| | F-350 | 2 Piece Driveshaft; 1.062" Cup Dia.; w/ Outside Snap Rings | B | 1 | 5-1204X* | 5-7438X | 15-1204X |
| | F-350 | 2 Piece Driveshaft; 1.188" Cup Dia.; w/ Outside Snap Rings | B | 1 | 5-1204X* | 5-7438X | 15-1204X |
| | F-350 | 2 Piece Driveshaft; 1.062" Cup Dia.; w/ Outside Snap Rings | B | 2 | 5-213X* | 5-1330-1X* 5-1330X** | 15-213X |
| | F-350 | 2 Piece Driveshaft; 1.188" Cup Dia.; w/ Outside Snap Rings | B | 2,3 | 5-178X* | 5-1350-1X* 5-1350X** | 15-178X |
| 1994 | F-350 | 1 Piece Driveshaft; 1.062" Cup Dia.; w/ Outside Snap Rings | A | 1 | 5-213X* | 5-1330-1X* 5-1330X** | 15-213X |
| | F-350 | 1 Piece Driveshaft; w/ Inside & Outside Snap Rings | A | 2 | 5-1204X* | 5-7438X | 15-1204X |
| | F-350 | 2 Piece Driveshaft; 1.062" Cup Dia.; w/ Outside Snap Rings | B | 1,2 | 5-213X* | 5-1330-1X* 5-1330X** | 15-213X |
| | F-350 | 2 Piece Driveshaft; 1.188" Cup Dia.; w/ Outside Snap Rings | B | 1,2,3 | 5-178X* | 5-1350-1X* 5-1350X** | 15-178X |
| 1995-1996 | F-350 | 4.9L; 1 Piece Driveshaft | A | 1 | 5-213X* | 5-1330-1X* 5-1330X** | 15-213X |
| | F-350 | 5.8L; 1 Piece Driveshaft; 1.062" Cup Dia. | A | 1 | 5-213X* | 5-1330-1X* 5-1330X** | 15-213X |
| | F-350 | 5.8L; 1 Piece Driveshaft; 1.188" Cup Dia. | A | 1,2 | 5-178X* | 5-1350-1X* 5-1350X** | 15-178X |
| | F-350 | 4.9L; 1 Piece Driveshaft | A | 2 | 5-1204X* | 5-7438X | 15-1204X |
| | F-350 | 5.8L; 1 Piece Driveshaft; 1.125" Cup Dia. | A | 2 | 5-1204X* | 5-7438X | 15-1204X |
| | F-350 | 4.9L; 2 Piece Driveshaft | B | 1,2 | 5-213X* | 5-1330-1X* 5-1330X** | 15-213X |
| | F-350 | 5.8L; 2 Piece Driveshaft; 1.062" Cup Dia. | B | 1,2 | 5-213X* | 5-1330-1X* 5-1330X** | 15-213X |
| | F-350 | 5.8L; 2 Piece Driveshaft; 1.188" Cup Dia. | B | 1,2,3 | 5-178X* | 5-1350-1X* 5-1350X** | 15-178X |
| | F-350 | 4.9L; 2 Piece Driveshaft | B | 3 | 5-1204X* | 5-7438X | 15-1204X |
| | F-350 | 5.8L; 2 Piece Driveshaft; 1.125" Cup Dia. | B | 3 | 5-1204X* | 5-7438X | 15-1204X |
| 1995-1997 | F-350 | 7.3L; 1 Piece Driveshaft | A | 1,2 | 5-178X* | 5-1350-1X* 5-1350X** | 15-178X |
| | F-350 | 7.5L; 1 Piece Driveshaft | A | 1,2 | 5-178X* | 5-1350-1X* 5-1350X** | 15-178X |
| | F-350 | 7.3L; 2 Piece Driveshaft | B | 1,2,3 | 5-178X* | 5-1350-1X* 5-1350X** | 15-178X |
| | F-350 | 7.5L; 2 Piece Driveshaft | B | 1,2,3 | 5-178X* | 5-1350-1X* 5-1350X** | 15-178X |
| 1997 | F-350 | 5.8L; 133.0" WB; Auto Trans; 1 Piece Driveshaft | A | 1 | 5-213X* | 5-1330-1X* 5-1330X** | 15-213X |
| | F-350 | 5.8L; 133.0" WB; Auto Trans; 1 Piece Driveshaft | A | 2 | 5-1204X* | 5-7438X | 15-1204X |

* GREASEABLE ** NON-GREASEABLE

D W D



Ford (Cont'd)

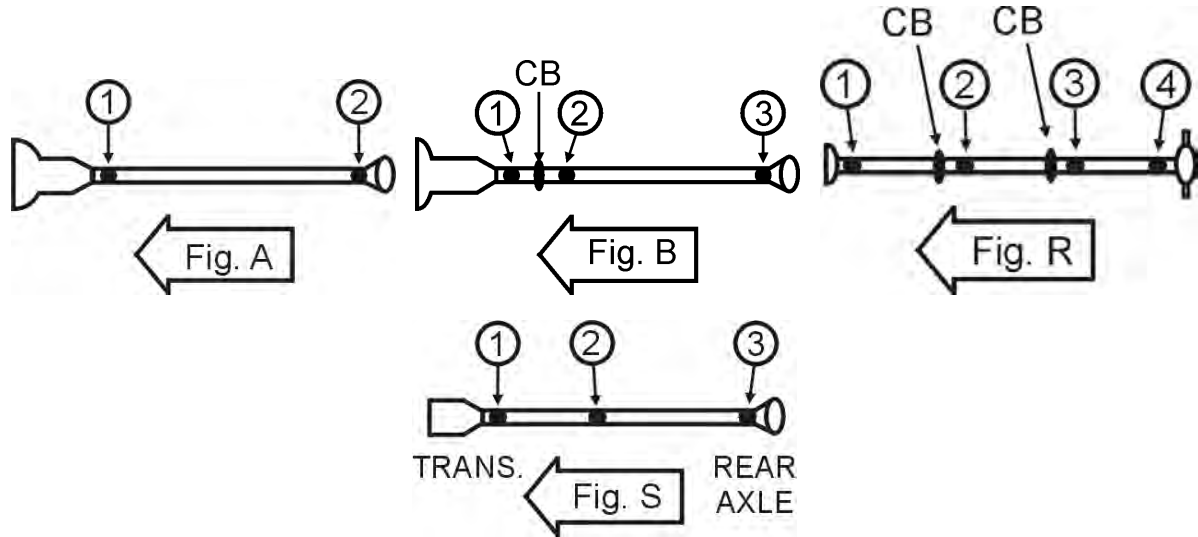
| Year | Model | Description | Fig. | Location | Spicer Part # | SPL Part # | SVL Part # |
|-----------|------------------|---|------|----------|---------------|-------------------------|------------|
| 1997 | F-350 | 5.8L; 137.0" WB; Standard Trans; 2 Piece Driveshaft | B | 1 | 5-1204X* | 5-7438X | 15-1204X |
| | F-350 | 5.8L; 160.8" WB; Standard Trans; 2 Piece Driveshaft | B | 1 | 5-1204X* | 5-7438X | 15-1204X |
| | F-350 | 5.8L; 137.0" WB; Auto Trans; 2 Piece Driveshaft | B | 1,2,3 | 5-178X* | 5-1350-1X* 5-1350X** | 15-178X |
| | F-350 | 5.8L; 160.8" WB; Auto Trans; 2 Piece Driveshaft | B | 1,2,3 | 5-178X* | 5-1350-1X* 5-1350X** | 15-178X |
| | F-350 | 5.8L; 168.4" WB; Auto Trans; 2 Piece Driveshaft | B | 1,2,3 | 5-178X* | 5-1350-1X* 5-1350X** | 15-178X |
| | F-350 | 5.8L; 137.0" WB; Standard Trans; 2 Piece Driveshaft | B | 2,3 | 5-213X* | 5-1330-1X* 5-1330X** | 15-213X |
| | F-350 | 5.8L; 160.8" WB; Standard Trans; 2 Piece Driveshaft | B | 2,3 | 5-213X* | 5-1330-1X* 5-1330X** | 15-213X |
| 1999-2002 | F-350 Super Duty | Bearing I.D. 1.378" | B | CB | 211175X | | |
| 1999-2004 | F-350 Super Duty | 1 Piece Driveshaft; w/ 3.625" O.D. Yoke | A | 1,2 | 5-178X* | 5-1350-1X* 5-1350X** | 15-178X |
| | F-350 Super Duty | 1 Piece Driveshaft; w/ 4.188" O.D. Yoke | A | 1,2 | 5-160X* | 5-1410-1X* 5-1410X** | 15-160X |
| | F-350 Super Duty | 2 Piece Driveshaft; w/ 3.625" O.D. Yoke | B | 1,2,3 | 5-178X* | 5-1350-1X* 5-1350X** | 15-178X |
| | F-350 Super Duty | 2 Piece Driveshaft; w/ 4.188" O.D. Yoke | B | 1,2,3 | 5-160X* | 5-1410-1X* 5-1410X** | 15-160X |
| 2000-2014 | F-350 Super Duty | Bearing I.D. 1.574" | B | CB | 211359X | | |
| 2005-2006 | F-350 Super Duty | 1 Piece Driveshaft | A | 1,2 | 5-160X* | 5-1410-1X* 5-1410X** | 15-160X |
| | F-350 Super Duty | 2 Piece Driveshaft | B | 1,2,3 | 5-160X* | 5-1410-1X* 5-1410X** | 15-160X |
| 2007-2013 | F-350 Super Duty | Crew Cab; 1 Piece Driveshaft | A | 1,2 | 5-160X* | 5-1410-1X* 5-1410X** | 15-160X |
| | F-350 Super Duty | Extended Cab; 1 Piece Driveshaft | A | 1,2 | 5-160X* | 5-1410-1X* 5-1410X** | 15-160X |
| | F-350 Super Duty | Standard Cab; 1 Piece Driveshaft | A | 1,2 | 5-160X* | 5-1410-1X* 5-1410X** | 15-160X |
| | F-350 Super Duty | Cab & Chassis; 2 Piece Driveshaft | B | 1,2,3 | 5-188X* | SPL55-1X* SPL55X** | 15-188X |
| | F-350 Super Duty | Crew Cab; 2 Piece Driveshaft | B | 1,2,3 | 5-160X* | 5-1410-1X* 5-1410X** | 15-160X |
| | F-350 Super Duty | Extended Cab; 2 Piece Driveshaft | B | 1,2,3 | 5-160X* | 5-1410-1X* 5-1410X** | 15-160X |
| | F-350 Super Duty | Standard Cab; 2 Piece Driveshaft | B | 1,2,3 | 5-160X* | 5-1410-1X* 5-1410X** | 15-160X |
| 2014-2015 | F-350 Super Duty | Exc. Cab & Chassis; 1 Piece Driveshaft | A | 1,2 | 5-160X* | 5-1410-1X* 5-1410X** | 15-160X |
| 2016 | F-350 Super Duty | V8 6.2L; Exc. Cab & Chassis; 1 Piece Driveshaft | A | 1,2 | 5-160X* | 5-1410-1X* 5-1410X** | 15-160X |
| | F-350 Super Duty | V8 6.7L; Exc. Cab & Chassis; 1 Piece Driveshaft | A | 1,2 | 5-160X* | 5-1410-1X* 5-1410X** | 15-160X |
| | F-350 Super Duty | V8 6.2L; Exc. Cab & Chassis; 2 Piece Driveshaft | S | 1,2,3 | 5-160X* | 5-1410-1X* 5-1410X** | 15-160X |
| | F-350 Super Duty | V8 6.7L; Exc. Cab & Chassis; 2 Piece Driveshaft | S | 1,2,3 | 5-160X* | 5-1410-1X* 5-1410X** | 15-160X |
| 2017 | F-350 Super Duty | Exc. King Ranch; Exc. Cab & Chassis; 1 Piece Driveshaft | A | 1,2 | 5-160X* | 5-1410-1X* 5-1410X** | 15-160X |

* GREASEABLE ** NON-GREASEABLE

Ford (Cont'd)

| Year | Model | Description | Fig. | Location | Spicer Part # | SPL Part # | SVL Part # |
|-----------|------------------|---|------|----------|---------------|-------------------------|------------|
| 2017 | F-350 Super Duty | Exc. Cab & Chassis; 2 Piece Driveshaft | S | 1,2,3 | 5-160X* | 5-1410-1X* 5-1410X** | 15-160X |
| 1999-2017 | F-450 Super Duty | 3 Piece Driveshaft | R | 1,2,3,4 | 5-188X* | SPL55-1X* SPL55X** | 15-188X |
| | F-450 Super Duty | 2 Piece Driveshaft | S | 1,2,3 | 5-188X* | SPL55-1X* SPL55X** | 15-188X |
| 1975-1977 | F-500 | Bearing I.D. 1.378" | B | CB | 211175X | | |
| | F-500 | Bearing I.D. 1.574" | B | CB | 211359X | | |
| 1989-1996 | F53 | | B | 1,2,3 | 5-160X* | 5-1410-1X* 5-1410X** | 15-160X |
| 1999 | F53 | | B | 1,2,3 | 5-188X* | SPL55-1X* SPL55X** | 15-188X |
| 2011-2017 | F53 | 2 Piece Driveshaft | S | 1,2,3 | 5-188X* | SPL55-1X* SPL55X** | 15-188X |
| 1999-2017 | F-550 Super Duty | 3 Piece Driveshaft | R | 1,2,3,4 | 5-188X* | SPL55-1X* SPL55X** | 15-188X |
| | F-550 Super Duty | 2 Piece Driveshaft | S | 1,2,3 | 5-188X* | SPL55-1X* SPL55X** | 15-188X |
| 1988-1997 | F59 | | B | 1,2,3 | 5-160X* | 5-1410-1X* 5-1410X** | 15-160X |
| 2014-2017 | F59 | 2 Piece Driveshaft | S | 1,2,3 | 5-188X* | SPL55-1X* SPL55X** | 15-188X |
| 1995-1998 | F700 | Complete Shaft Assembly | B | CB | 210873-1X | | |
| 1973 | M-400 | Bearing I.D. 1.574" | B | CB | 211359X | | |
| 1974 | M-450 | Bearing I.D. 1.574" | B | CB | 211359X | | |
| 1957-1973 | P-100 | Parcel Delivery | B | 1,2,3 | 5-153X* | 5-1310-1X* 5-1310X** | 15-153X |
| 1960-1964 | P-100 | 2.4L; Exc. Parcel Delivery | B | 1,2,3 | 5-134X* | | 15-134X |
| | P-100 | 3.6L; Exc. Parcel Delivery | B | 1,2,3 | 5-134X* | | 15-134X |
| 1968-1970 | P-100 | 2.8L; Exc. Parcel Delivery | B | 1,2,3 | 5-134X* | | 15-134X |
| | P-100 | 3.9L; Exc. Parcel Delivery | B | 1,2,3 | 5-134X* | | 15-134X |
| 1971-1973 | P-100 | Exc. Parcel Delivery | B | 1,2,3 | 5-134X* | | 15-134X |
| 1975-1976 | P-400 | Bearing I.D. 1.574" | B | CB | 211359X | | |
| 1975-1977 | P-500 | Bearing I.D. 1.574" | B | CB | 211359X | | |
| 1965-1974 | Ranchero | w/ 3.500" O.D. Yoke | A | 1 | 5-1200X | | |
| | Ranchero | w/ 3.875" O.D. Yoke | A | 1 | 5-1203X* | | |
| | Ranchero | w/ 3.500" O.D. Yoke | A | 2 | | 5-7439X | |
| | Ranchero | w/ 3.875" O.D. Yoke | A | 2 | 5-1204X* | 5-7438X | 15-1204X |
| 1975-1977 | Ranchero | 5.8L; w/ 3.500" O.D. Yoke | A | 1 | 5-153X* | 5-1310-1X* 5-1310X** | 15-153X |
| | Ranchero | 5.8L; w/ 3.875" O.D. Yoke | A | 1 | 5-213X* | 5-1330-1X* 5-1330X** | 15-213X |
| | Ranchero | 6.6L; 7.5L | A | 1 | 5-213X* | 5-1330-1X* 5-1330X** | 15-213X |
| | Ranchero | 5.8L; w/ 3.500" O.D. Yoke | A | 2 | | 5-7439X | |
| | Ranchero | 5.8L; w/ 3.875" O.D. Yoke | A | 2 | 5-1204X* | 5-7438X | 15-1204X |
| | Ranchero | 6.6L; 7.5L | A | 2 | 5-1204X* | 5-7438X | 15-1204X |
| | Ranchero | 5.0L | A | 1 | 5-153X* | 5-1310-1X* 5-1310X** | 15-153X |
| 1977 | Ranchero | 5.0L | A | 2 | | 5-7439X | |
| | Ranchero | | A | 1 | 5-213X* | 5-1330-1X* 5-1330X** | 15-213X |
| 1978-1979 | Ranchero | | A | 2 | 5-1204X* | 5-7438X | 15-1204X |
| | Ranchero | | A | 1,2 | 5-153X* | 5-1310-1X* 5-1310X** | 15-153X |
| 1983-1985 | Ranger | | A | 1,2 | 5-153X* | 5-1310-1X* 5-1310X** | 15-153X |
| 1986-1987 | Ranger | Extended Cab; 2 Piece Driveshaft | B | 1,2,3 | 5-443X | | |
| 1988-1989 | Ranger | Standard Cab; 1 Piece Driveshaft; w/o U-Bolts | A | 1 | 5-153X* | 5-1310-1X* 5-1310X** | 15-153X |
| | Ranger | Standard Cab; 1 Piece Driveshaft; w/o U-Bolts | A | 2 | | 5-7439X | |
| | Ranger | Extended Cab; 2 Piece Driveshaft; w/ 2.750" O.D. Yoke | B | 1 | 5-443X | | |

* GREASEABLE ** NON-GREASEABLE



Ford (Cont'd)

| Year | Model | Description | Fig. | Location | Spicer Part # | SPL Part # | SVL Part # |
|-----------|----------------|---|------|----------|---------------|-------------------------|------------|
| 1988-1989 | Ranger | Extended Cab; 2 Piece Driveshaft; w/ 3.500" O.D. Yoke | B | 1 | 5-153X* | 5-1310-1X* 5-1310X** | 15-153X |
| 1990-1997 | Ranger | Standard Cab; 1 Piece Driveshaft | A | 1,2 | 5-153X* | 5-1310-1X* 5-1310X** | 15-153X |
| | Ranger | Extended Cab; 2 Piece Driveshaft | B | 1,2,3 | 5-153X* | 5-1310-1X* 5-1310X** | 15-153X |
| 1995-1997 | Ranger | 125.0" WB | B | CB | 211872-1X | | |
| 1998-2011 | Ranger | | A | 1,2 | 5-213X* | 5-1330-1X* 5-1330X** | 15-213X |
| 2015-2017 | Transit-150 | 2 Piece Driveshaft; Dual Rear Wheels | S | 1,2,3 | 5-160X* | 5-1410-1X* 5-1410X** | 15-160X |
| | Transit-150 | 2 Piece Driveshaft; Single Rear Wheels | S | 1,2,3 | 5-178X* | 5-1350-1X* 5-1350X** | 15-178X |
| 2015-2017 | Transit-250 | 3 Piece Driveshaft; Dual Rear Wheels | R | 1,2,3,4 | 5-160X* | 5-1410-1X* 5-1410X** | 15-160X |
| | Transit-250 | 3 Piece Driveshaft; Single Rear Wheels | R | 1,2,3,4 | 5-178X* | 5-1350-1X* 5-1350X** | 15-178X |
| | Transit-250 | 2 Piece Driveshaft; Dual Rear Wheels | S | 1,2,3 | 5-160X* | 5-1410-1X* 5-1410X** | 15-160X |
| | Transit-250 | 2 Piece Driveshaft; Single Rear Wheels | S | 1,2,3 | 5-178X* | 5-1350-1X* 5-1350X** | 15-178X |
| 2015-2017 | Transit-350 | 3 Piece Driveshaft; Dual Rear Wheels | R | 1,2,3,4 | 5-160X* | 5-1410-1X* 5-1410X** | 15-160X |
| | Transit-350 | 3 Piece Driveshaft; Single Rear Wheels | R | 1,2,3,4 | 5-178X* | 5-1350-1X* 5-1350X** | 15-178X |
| | Transit-350 | 2 Piece Driveshaft; Dual Rear Wheels | S | 1,2,3 | 5-160X* | 5-1410-1X* 5-1410X** | 15-160X |
| | Transit-350 | 2 Piece Driveshaft; Single Rear Wheels | S | 1,2,3 | 5-178X* | 5-1350-1X* 5-1350X** | 15-178X |
| 2015-2017 | Transit-350 HD | 3 Piece Driveshaft; Dual Rear Wheels | R | 1,2,3,4 | 5-160X* | 5-1410-1X* 5-1410X** | 15-160X |
| | Transit-350 HD | 3 Piece Driveshaft; Single Rear Wheels | R | 1,2,3,4 | 5-178X* | 5-1350-1X* 5-1350X** | 15-178X |
| | Transit-350 HD | 2 Piece Driveshaft; Dual Rear Wheels | S | 1,2,3 | 5-160X* | 5-1410-1X* 5-1410X** | 15-160X |
| | Transit-350 HD | 2 Piece Driveshaft; Single Rear Wheels | S | 1,2,3 | 5-178X* | 5-1350-1X* 5-1350X** | 15-178X |

Geo

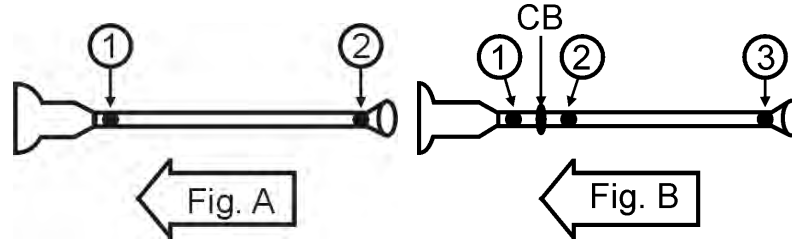
| Year | Model | Description | Fig. | Location | Spicer Part # | SPL Part # | SVL Part # |
|-----------|---------|-------------|------|----------|---------------|------------|------------|
| 1989-1997 | Tracker | | A | 1,2 | 5-1503X | | |

* GREASEABLE ** NON-GREASEABLE

GMC

| Year | Model | Description | Fig. | Location | Spicer Part # | SPL Part # | SVL Part # |
|-----------|--------------|--|------|----------|---------------|-------------------------|------------|
| 1960-1962 | 1000 Series | | B | CB | 210527X | | |
| 1960-1965 | 1000 Series | 1 Piece Driveshaft | A | 1,2 | 5-153X* | 5-1310-1X* 5-1310X** | 15-153X |
| | 1000 Series | 2 Piece Driveshaft; 1.062" Cup Dia. | B | 1 | 5-153X* | 5-1310-1X* 5-1310X** | 15-153X |
| | 1000 Series | 2 Piece Driveshaft; 1.188" Cup Dia. | B | 1 | 5-178X* | 5-1350-1X* 5-1350X** | 15-178X |
| | 1000 Series | 2 Piece Driveshaft | B | 2,3 | 5-153X* | 5-1310-1X* 5-1310X** | 15-153X |
| 1954 | 100-24 | Standard Trans; 4 Speed; Late | B | 1 | 5-153X* | 5-1310-1X* 5-1310X** | 15-153X |
| | 100-24 | Standard Trans; 3 Speed; Late | B | 1,2,3 | 5-153X* | 5-1310-1X* 5-1310X** | 15-153X |
| | 100-24 | Standard Trans; 4 Speed; Late | B | 2 | 5-178X* | 5-1350-1X* 5-1350X** | 15-178X |
| | 100-24 | Standard Trans; 4 Speed; Late | B | 3 | 5-153X* | 5-1310-1X* 5-1310X** | 15-153X |
| 1951-1953 | 150 | | B | 2,3 | 5-178X* | 5-1350-1X* 5-1350X** | 15-178X |
| 1955-1959 | 150 | Standard Trans; 3 Speed | A | 1 | 5-153X* | 5-1310-1X* 5-1310X** | 15-153X |
| | 150 | Auto Trans | A | 1,2 | 5-178X* | 5-1350-1X* 5-1350X** | 15-178X |
| | 150 | Standard Trans; 4 Speed | A | 1,2 | 5-178X* | 5-1350-1X* 5-1350X** | 15-178X |
| 1960-1962 | 1500 Series | | B | CB | 210527X | | |
| 1960-1965 | 1500 Series | 1 Piece Driveshaft | A | 1,2 | 5-153X* | 5-1310-1X* 5-1310X** | 15-153X |
| | 1500 Series | 2 Piece Driveshaft; 1.062" Cup Dia. | B | 1 | 5-153X* | 5-1310-1X* 5-1310X** | 15-153X |
| | 1500 Series | 2 Piece Driveshaft; 1.188" Cup Dia. | B | 1 | 5-178X* | 5-1350-1X* 5-1350X** | 15-178X |
| | 1500 Series | 2 Piece Driveshaft | B | 2,3 | 5-153X* | 5-1310-1X* 5-1310X** | 15-153X |
| 1951-1953 | 150-22 | | B | 2,3 | 5-178X* | 5-1350-1X* 5-1350X** | 15-178X |
| 1953 | 150-24 | | B | 2,3 | 5-178X* | 5-1350-1X* 5-1350X** | 15-178X |
| 1995-2002 | B7 | 1480/148N Series; Propeller Shaft Center Support | B | CB | 210866-1X | | |
| 1975-1976 | C15 | 1 Piece Driveshaft; 1.062" Cup Dia. | A | 1 | 5-153X* | 5-1310-1X* 5-1310X** | 15-153X |
| | C15 | 1 Piece Driveshaft; 1.188" Cup Dia. | A | 1 | 5-178X* | 5-1350-1X* 5-1350X** | 15-178X |
| | C15 | 1 Piece Driveshaft | A | 2 | 5-153X* | 5-1310-1X* 5-1310X** | 15-153X |
| 1975-1978 | C15 | 2 Piece Driveshaft; 1.062" Cup Dia. | B | 1 | 5-153X* | 5-1310-1X* 5-1310X** | 15-153X |
| | C15 | 2 Piece Driveshaft; 1.188" Cup Dia. | B | 1 | 5-178X* | 5-1350-1X* 5-1350X** | 15-178X |
| | C15 | 2 Piece Driveshaft | B | 2,3 | 5-153X* | 5-1310-1X* 5-1310X** | 15-153X |
| | C15 | | B | CB | 210527X | | |
| 1977-1978 | C15 | 1 Piece Driveshaft | A | 1,2 | 5-153X* | 5-1310-1X* 5-1310X** | 15-153X |
| 1975-1976 | C15 Suburban | 1 Piece Driveshaft; 1.062" Cup Dia. | A | 1 | 5-153X* | 5-1310-1X* 5-1310X** | 15-153X |
| | C15 Suburban | 1 Piece Driveshaft; 1.188" Cup Dia. | A | 1 | 5-178X* | 5-1350-1X* 5-1350X** | 15-178X |
| | C15 Suburban | 1 Piece Driveshaft | A | 2 | 5-153X* | 5-1310-1X* 5-1310X** | 15-153X |
| 1975-1978 | C15 Suburban | 2 Piece Driveshaft; 1.062" Cup Dia. | B | 1 | 5-153X* | 5-1310-1X* 5-1310X** | 15-153X |

* GREASEABLE ** NON-GREASEABLE



GMC (Cont'd)

| Year | Model | Description | Fig. | Location | Spicer Part # | SPL Part # | SVL Part # |
|-----------|--------------------|---|------|----------|---------------|-------------------------|------------|
| 1975-1978 | C15 Suburban | 2 Piece Driveshaft; 1.188" Cup Dia. | B | 1 | 5-178X* | 5-1350-1X* 5-1350X** | 15-178X |
| | C15 Suburban | 2 Piece Driveshaft | B | 2,3 | 5-153X* | 5-1310-1X* 5-1310X** | 15-153X |
| | C15 Suburban | | B | CB | 210527X | | |
| 1977-1978 | C15 Suburban | 1 Piece Driveshaft | A | 1,2 | 5-153X* | 5-1310-1X* 5-1310X** | 15-153X |
| 1967 | C15/C1500 Pickup | 1 Piece Driveshaft | A | 1,2 | 5-153X* | 5-1310-1X* 5-1310X** | 15-153X |
| 1967-1974 | C15/C1500 Pickup | | B | CB | 210527X | | |
| 1968-1969 | C15/C1500 Pickup | 2 Piece Driveshaft; 1.062" Cup Dia.; 1.219" O.D. Yoke | B | 1,3 | 5-153X* | 5-1310-1X* 5-1310X** | 15-153X |
| | C15/C1500 Pickup | 2 Piece Driveshaft; 1.062" Cup Dia.; 1.625" O.D. Yoke | B | 1,3 | 5-213X* | 5-1330-1X* 5-1330X** | 15-213X |
| | C15/C1500 Pickup | 2 Piece Driveshaft; 1.062" Cup Dia. | B | 2 | 5-153X* | 5-1310-1X* 5-1310X** | 15-153X |
| 1968-1970 | C15/C1500 Pickup | 2 Piece Driveshaft; 1.188" Cup Dia. | B | 1,2,3 | 5-178X* | 5-1350-1X* 5-1350X** | 15-178X |
| 1968-1974 | C15/C1500 Pickup | 1 Piece Driveshaft; 1.062" Cup Dia. | A | 1 | 5-153X* | 5-1310-1X* 5-1310X** | 15-153X |
| | C15/C1500 Pickup | 1 Piece Driveshaft; 1.188" Cup Dia. | A | 1 | 5-178X* | 5-1350-1X* 5-1350X** | 15-178X |
| | C15/C1500 Pickup | 1 Piece Driveshaft | A | 2 | 5-153X* | 5-1310-1X* 5-1310X** | 15-153X |
| 1970 | C15/C1500 Pickup | 2 Piece Driveshaft; 1.062" Cup Dia. | B | 1,2,3 | 5-153X* | 5-1310-1X* 5-1310X** | 15-153X |
| 1971-1974 | C15/C1500 Pickup | 2 Piece Driveshaft; 1.062" Cup Dia. | B | 1 | 5-153X* | 5-1310-1X* 5-1310X** | 15-153X |
| | C15/C1500 Pickup | 2 Piece Driveshaft; 1.188" Cup Dia. | B | 1 | 5-178X* | 5-1350-1X* 5-1350X** | 15-178X |
| | C15/C1500 Pickup | 2 Piece Driveshaft | B | 2,3 | 5-153X* | 5-1310-1X* 5-1310X** | 15-153X |
| 1968-1974 | C15/C1500 Suburban | 2 Piece Driveshaft | B | 1,2,3 | 5-153X* | 5-1310-1X* 5-1310X** | 15-153X |
| | C15/C1500 Suburban | | B | CB | 210527X | | |
| 1974 | C15/C1500 Suburban | 1 Piece Driveshaft; 1.062" Cup Dia. | A | 1 | 5-153X* | 5-1310-1X* 5-1310X** | 15-153X |
| | C15/C1500 Suburban | 1 Piece Driveshaft; 1.188" Cup Dia. | A | 1 | 5-178X* | 5-1350-1X* 5-1350X** | 15-178X |
| 1979-1981 | C1500 | 1.062" Cup Dia.; w/ Outside Snap Rings | B | 1,2,3 | 5-153X* | 5-1310-1X* 5-1310X** | 15-153X |
| | C1500 | 1.188" Cup Dia.; w/ Outside Snap Rings | B | 1,2,3 | 5-178X* | 5-1350-1X* 5-1350X** | 15-178X |
| | C1500 | w/ Inside Snap Rings | B | 1,2,3 | 5-3147X* | 5-795X** | 15-3147X |
| | C1500 | w/ Inside & Outside Snap Rings | B | 3 | 5-212X* | 5-793X** | |
| 1982-1986 | C1500 | 2 Piece Driveshaft; w/ Inside Snap Rings | B | 1,2,3 | 5-3147X* | 5-795X** | 15-3147X |
| | C1500 | 2 Piece Driveshaft; w/ Outside Snap Rings | B | 1,2,3 | 5-178X* | 5-1350-1X* 5-1350X** | 15-178X |
| 1988 | C1500 | Standard Cab; 1 Piece Driveshaft; w/ Inside Snap Rings; w/ Steel Driveshaft | A | 1 | 5-3147X* | 5-795X** | 15-3147X |
| | C1500 | Standard Cab; 1 Piece Driveshaft; w/ Outside Snap Rings; w/ Aluminum Driveshaft | A | 1 | | 5-3614X | |

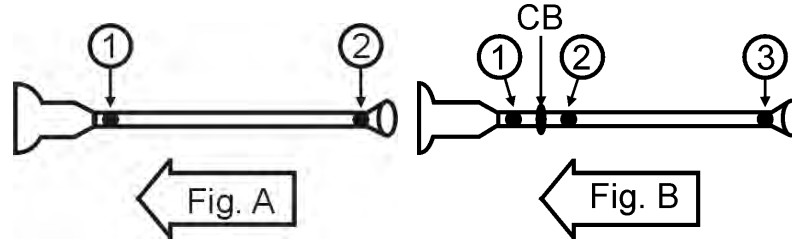
* GREASEABLE ** NON-GREASEABLE

RWD

GMC (Cont'd)

| Year | Model | Description | Fig. | Location | Spicer Part # | SPL Part # | SVL Part # |
|-----------|-------|---|------|----------|---------------|-------------------------|------------|
| 1988 | C1500 | Standard Cab; 1 Piece Driveshaft; w/ Outside Snap Rings; w/ Steel Driveshaft | A | 1 | 5-213X* | 5-1330-1X* 5-1330X** | 15-213X |
| | C1500 | Standard Cab; 1 Piece Driveshaft; w/ Inside & Outside Snap Rings | A | 2 | 5-212X* | 5-793X** | |
| | C1500 | Standard Cab; 1 Piece Driveshaft; w/ Inside Snap Rings | A | 2 | 5-3147X* | 5-795X** | 15-3147X |
| | C1500 | Extended Cab; Auto Trans; 2 Piece Driveshaft | B | 1 | 5-3147X* | 5-795X** | 15-3147X |
| | C1500 | Extended Cab; Standard Trans; 5 Speed; 2 Piece Driveshaft; w/ Outside Snap Rings | B | 1,2 | 5-213X* | 5-1330-1X* 5-1330X** | 15-213X |
| | C1500 | Extended Cab; Standard Trans; 5 Speed; 2 Piece Driveshaft; w/ Inside Snap Rings | B | 1,2,3 | 5-3147X* | 5-795X** | 15-3147X |
| | C1500 | Extended Cab; Auto Trans; 2 Piece Driveshaft | B | 2 | 5-178X* | 5-1350-1X* 5-1350X** | 15-178X |
| | C1500 | Extended Cab; Auto Trans; 2 Piece Driveshaft | B | 3 | 5-3147X* | 5-795X** | 15-3147X |
| | C1500 | Extended Cab; Standard Trans; 5 Speed; 1 Piece Driveshaft; w/ Inside & Outside Snap Rings | B | 3 | 5-212X* | 5-793X** | |
| 1988-1989 | C1500 | Standard Cab; 2 Piece Driveshaft | B | 1,2,3 | 5-178X* | 5-1350-1X* 5-1350X** | 15-178X |
| 1988-1990 | C1500 | Extended Cab; Standard Trans; 4 Speed; 2 Piece Driveshaft | B | 1,2,3 | 5-178X* | 5-1350-1X* 5-1350X** | 15-178X |
| 1989-1990 | C1500 | Standard Cab; 1 Piece Driveshaft; w/ Aluminum Driveshaft | A | 1 | | 5-3614X | |
| | C1500 | Standard Cab; 1 Piece Driveshaft; w/ Inside Snap Rings; w/ Steel Driveshaft | A | 1,2 | 5-3147X* | 5-795X** | 15-3147X |
| | C1500 | Standard Cab; 1 Piece Driveshaft; w/ Aluminum Driveshaft | A | 2 | 5-212X* | 5-793X** | |
| | C1500 | Extended Cab; Standard Trans; 5 Speed; 2 Piece Driveshaft | B | 1,2 | 5-213X* | 5-1330-1X* 5-1330X** | 15-213X |
| | C1500 | Extended Cab; Auto Trans; 78.0" Bed; 2 Piece Driveshaft | B | 2 | 5-3147X* | 5-795X** | 15-3147X |
| | C1500 | Extended Cab; Auto Trans; 96.0" Bed; 2 Piece Driveshaft | B | 2 | 5-178X* | 5-1350-1X* 5-1350X** | 15-178X |
| | C1500 | Extended Cab; Standard Trans; 5 Speed; 2 Piece Driveshaft | B | 3 | 5-212X* | 5-793X** | |
| 1989-1991 | C1500 | Standard Cab; 1 Piece Driveshaft; w/ Outside Snap Rings; w/ Steel Driveshaft | A | 1,2 | 5-178X* | 5-1350-1X* 5-1350X** | 15-178X |
| | C1500 | Extended Cab; Auto Trans; 2 Piece Driveshaft | B | 1,3 | 5-3147X* | 5-795X** | 15-3147X |
| 1990 | C1500 | Standard Cab; 2 Piece Driveshaft | B | 1,3 | 5-178X* | 5-1350-1X* 5-1350X** | 15-178X |
| 1991 | C1500 | Standard Cab; 1 Piece Driveshaft; w/ Inside Snap Rings | A | 1,2 | 5-3147X* | 5-795X** | 15-3147X |
| | C1500 | Standard Cab; 1 Piece Driveshaft; w/ Outside Snap Rings; w/ Aluminum Driveshaft | A | 1,2 | | 5-3615X | |
| | C1500 | Extended Cab; Standard Trans; MG5; 5 Speed; 2 Piece Driveshaft; w/ Aluminum Driveshaft | B | 1,2 | | 5-3614X | |
| | C1500 | Extended Cab; Standard Trans; MG5; 5 Speed; 2 Piece Driveshaft; w/ Steel Driveshaft | B | 1,2 | 5-213X* | 5-1330-1X* 5-1330X** | 15-213X |
| | C1500 | Extended Cab; Standard Trans; 4 Speed; 2 Piece Driveshaft; w/ Aluminum Driveshaft | B | 1,2,3 | | 5-3615X | |
| | C1500 | Extended Cab; Standard Trans; 4 Speed; 2 Piece Driveshaft; w/ Steel Driveshaft | B | 1,2,3 | 5-178X* | 5-1350-1X* 5-1350X** | 15-178X |
| | C1500 | Standard Cab; 2 Piece Driveshaft; w/ Aluminum Driveshaft | B | 1,2,3 | | 5-3615X | |
| | C1500 | Standard Cab; 2 Piece Driveshaft; w/ Steel Driveshaft | B | 1,2,3 | 5-178X* | 5-1350-1X* 5-1350X** | 15-178X |
| | C1500 | Extended Cab; Auto Trans; 2 Piece Driveshaft; w/ Aluminum Driveshaft | B | 2 | | 5-3615X | |

* GREASEABLE ** NON-GREASEABLE



GMC (Cont'd)

| Year | Model | Description | Fig. | Location | Spicer Part # | SPL Part # | SVL Part # |
|-----------|-------|--|------|----------|---------------|-------------------------|------------|
| 1991 | C1500 | Extended Cab; Auto Trans; 2 Piece Driveshaft; w/ Steel Driveshaft | B | 2 | 5-178X* | 5-1350-1X* 5-1350X** | 15-178X |
| | C1500 | Extended Cab; Standard Trans; MG5; 5 Speed; 2 Piece Driveshaft | B | 3 | 5-212X* | 5-793X** | |
| 1992 | C1500 | Standard Cab; 117.5" WB; 78.0" Bed; 1 Piece Driveshaft; w/ Steel Driveshaft | A | 1,2 | 5-3147X* | 5-795X** | 15-3147X |
| | C1500 | Standard Cab; 131.5" WB; 96.0" Bed; Automatic; 1 Piece Driveshaft | A | 1,2 | | 5-3614X | |
| | C1500 | Extended Cab; Automatic; 2 Piece Driveshaft | B | 1,2,3 | 5-3147X* | 5-795X** | 15-3147X |
| | C1500 | Extended Cab; Standard Trans; MT8; 2 Piece Driveshaft | B | 1,2,3 | 5-178X* | 5-1350-1X* 5-1350X** | 15-178X |
| 1993 | C1500 | Standard Cab; Standard Trans; NV3500/MG5; 1 Piece Driveshaft; w/ Aluminum Yoke | A | 1 | | 5-3614X | |
| | C1500 | Standard Cab; Standard Trans; NV3500/MG5; 1 Piece Driveshaft; w/ Steel Yoke | A | 1 | 5-213X* | 5-1330-1X* 5-1330X** | 15-213X |
| | C1500 | Standard Cab; Auto Trans; 1 Piece Driveshaft | A | 1,2 | 5-3147X* | 5-795X** | 15-3147X |
| | C1500 | Standard Cab; Standard Trans; NV3500/MG5; 1 Piece Driveshaft | A | 2 | 5-212X* | 5-793X** | |
| | C1500 | Extended Cab; Standard Trans; NV3500/MG5; 2 Piece Driveshaft; w/ Aluminum Yoke | B | 1,2 | | 5-3614X | |
| | C1500 | Extended Cab; Standard Trans; NV3500/MG5; 2 Piece Driveshaft; w/ Steel Yoke | B | 1,2 | 5-213X* | 5-1330-1X* 5-1330X** | 15-213X |
| | C1500 | Extended Cab; Auto Trans; 2 Piece Driveshaft | B | 1,2,3 | 5-3147X* | 5-795X** | 15-3147X |
| | C1500 | Extended Cab; Standard Cab; Standard Trans; MT8; 2 Piece Driveshaft; w/ Aluminum Yoke | B | 1,2,3 | | 5-3615X | |
| | C1500 | Extended Cab; Standard Cab; Standard Trans; MT8; 2 Piece Driveshaft; w/ Steel Yoke | B | 1,2,3 | 5-178X* | 5-1350-1X* 5-1350X** | 15-178X |
| | C1500 | Extended Cab; Standard Trans; NV3500/MG5; 2 Piece Driveshaft | B | 3 | 5-212X* | 5-793X** | |
| 1994 | C1500 | Naturally Aspirated; Extended Cab; Auto Trans; 2 Piece Driveshaft; w/ Outside Snap Rings | B | 1,2 | 5-213X* | 5-1330-1X* 5-1330X** | 15-213X |
| | C1500 | Naturally Aspirated; Extended Cab; Auto Trans; 2 Piece Driveshaft; w/ Inside Snap Rings | B | 1,2,3 | 5-3147X* | 5-795X** | 15-3147X |
| | C1500 | Naturally Aspirated; Extended Cab; Standard Cab; Standard Trans; MT8; 2 Piece Driveshaft; w/ Aluminum Driveshaft | B | 1,2,3 | | 5-3615X | |
| | C1500 | Naturally Aspirated; Extended Cab; Standard Cab; Standard Trans; MT8; 2 Piece Driveshaft; w/ Steel Driveshaft | B | 1,2,3 | 5-178X* | 5-1350-1X* 5-1350X** | 15-178X |
| | C1500 | Naturally Aspirated; Extended Cab; Auto Trans; 2 Piece Driveshaft; w/ Outside Snap Rings | B | 3 | 5-212X* | 5-793X** | |
| 1994-1995 | C1500 | Standard Cab; 96.0" Bed; 1 Piece Driveshaft | A | 1 | | 5-3614X | |

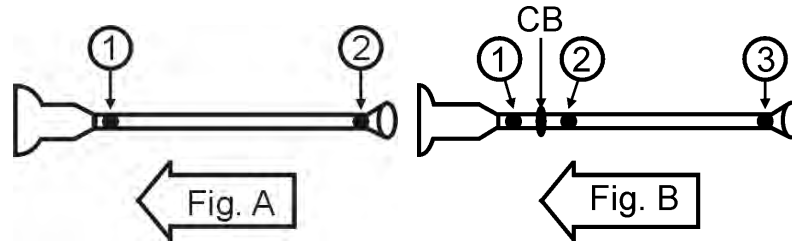
* GREASEABLE ** NON-GREASEABLE

R
W
D

GMC (Cont'd)

| Year | Model | Description | Fig. | Location | Spicer Part # | SPL Part # | SVL Part # |
|-----------|----------------|---|------|----------|---------------|-------------------------|------------|
| 1994-1995 | C1500 | Naturally Aspirated; Extended Cab; Standard Trans; NV3500/MG5; 2 Piece Driveshaft | B | 1,2 | 5-213X* | 5-1330-1X* 5-1330X** | 15-213X |
| | C1500 | Turbocharged; 2 Piece Driveshaft | B | 1,2 | 5-213X* | 5-1330-1X* 5-1330X** | 15-213X |
| | C1500 | Naturally Aspirated; Extended Cab; Standard Trans; NV3500/MG5; 2 Piece Driveshaft | B | 3 | 5-212X* | 5-793X** | |
| | C1500 | Turbocharged; 2 Piece Driveshaft | B | 3 | 5-212X* | 5-793X** | |
| 1995 | C1500 | Naturally Aspirated; Extended Cab; Auto Trans; 2 Piece Driveshaft | B | 1,2 | 5-213X* | 5-1330-1X* 5-1330X** | 15-213X |
| | C1500 | Naturally Aspirated; Extended Cab; Standard Cab; Standard Trans; NV4500/MW3; 2 Piece Driveshaft | B | 1,2,3 | 5-178X* | 5-1350-1X* 5-1350X** | 15-178X |
| | C1500 | Naturally Aspirated; Extended Cab; Auto Trans; 2 Piece Driveshaft | B | 3 | 5-212X* | 5-793X** | |
| 1996 | C1500 | Standard Cab; 96.0" Bed; 1 Piece Driveshaft; w/ Aluminum Driveshaft | A | 1 | | 5-3614X | |
| | C1500 | Standard Cab; 78.0" Bed; Standard Trans; 1 Piece Driveshaft; w/ Steel Driveshaft | A | 1,2 | | 5-3615X | |
| | C1500 | Standard Cab; 96.0" Bed; 1 Piece Driveshaft; w/ Aluminum Driveshaft | A | 2 | 5-212X* | 5-793X** | |
| | C1500 | Extended Cab; Auto Trans; 2 Piece Driveshaft | B | 1,2 | 5-213X* | 5-1330-1X* 5-1330X** | 15-213X |
| | C1500 | Extended Cab; Standard Trans; 5LM60/MG5; NV3500/MG5; 2 Piece Driveshaft | B | 1,2 | 5-213X* | 5-1330-1X* 5-1330X** | 15-213X |
| | C1500 | Extended Cab; Standard Trans; NV3500/M50; 2 Piece Driveshaft | B | 1,2,3 | 5-178X* | 5-1350-1X* 5-1350X** | 15-178X |
| | C1500 | Extended Cab; Auto Trans; 2 Piece Driveshaft | B | 3 | 5-212X* | 5-793X** | |
| | C1500 | Extended Cab; Standard Trans; 5LM60/MG5; NV3500/MG5; 2 Piece Driveshaft | B | 3 | 5-212X* | 5-793X** | |
| 1997-1998 | C1500 | Standard Cab; 96.0" Bed; 1 Piece Driveshaft; w/ Aluminum Yoke | A | 1 | | 5-3614X | |
| | C1500 | Standard Cab; 96.0" Bed; 1 Piece Driveshaft; w/ Steel Yoke | A | 1 | 5-213X* | 5-1330-1X* 5-1330X** | 15-213X |
| | C1500 | Standard Cab; 78.0" Bed; 1 Piece Driveshaft | A | 1,2 | 5-3147X* | 5-795X** | 15-3147X |
| | C1500 | Standard Cab; 96.0" Bed; 1 Piece Driveshaft | A | 2 | 5-212X* | 5-793X** | |
| | C1500 | Extended Cab; 2 Piece Driveshaft; w/ Aluminum Yoke | B | 1,2 | | 5-3614X | |
| | C1500 | Extended Cab; 2 Piece Driveshaft; w/ Steel Yoke | B | 1,2 | 5-213X* | 5-1330-1X* 5-1330X** | 15-213X |
| | C1500 | Extended Cab; 2 Piece Driveshaft | B | 3 | 5-212X* | 5-793X** | |
| 1999 | C1500 | 1 Piece Driveshaft | A | 1,2 | 5-3147X* | 5-795X** | 15-3147X |
| | C1500 | 2 Piece Driveshaft | B | 1,2,3 | 5-3147X* | 5-795X** | 15-3147X |
| 1979-1981 | C1500 Suburban | 1 Piece Driveshaft | A | 1,2 | 5-153X* | 5-1310-1X* 5-1310X** | 15-153X |
| | C1500 Suburban | 2 Piece Driveshaft; 1.062" Cup Dia. | B | 1,2 | 5-153X* | 5-1310-1X* 5-1310X** | 15-153X |
| | C1500 Suburban | 2 Piece Driveshaft; 1.188" Cup Dia. | B | 1,2 | 5-178X* | 5-1350-1X* 5-1350X** | 15-178X |
| | C1500 Suburban | 2 Piece Driveshaft; w/ Inside & Outside Snap Rings | B | 3 | 5-212X* | 5-793X** | |
| | C1500 Suburban | 2 Piece Driveshaft; w/ Outside Snap Rings; 1.062" Cup Dia. | B | 3 | 5-153X* | 5-1310-1X* 5-1310X** | 15-153X |
| | C1500 Suburban | 2 Piece Driveshaft; w/ Outside Snap Rings; 1.188" Cup Dia. | B | 3 | 5-178X* | 5-1350-1X* 5-1350X** | 15-178X |
| 1982-1986 | C1500 Suburban | 1 Piece Driveshaft | A | 1,2 | 5-3147X* | 5-795X** | 15-3147X |
| | C1500 Suburban | 2 Piece Driveshaft; w/ Inside Snap Rings | B | 1,2,3 | 5-3147X* | 5-795X** | 15-3147X |
| | C1500 Suburban | 2 Piece Driveshaft; w/ Outside Snap Rings | B | 1,2,3 | 5-178X* | 5-1350-1X* 5-1350X** | 15-178X |
| 1992-1993 | C1500 Suburban | w/ Aluminum Driveshaft | A | 1 | | 5-3614X | |
| | C1500 Suburban | w/ Steel Driveshaft | A | 1 | 5-213X* | 5-1330-1X* 5-1330X** | 15-213X |
| | C1500 Suburban | | A | 2 | 5-212X* | 5-793X** | |
| 1994 | C1500 Suburban | w/ Aluminum Driveshaft | A | 1,2 | | 5-3615X | |

* GREASEABLE ** NON-GREASEABLE



GMC (Cont'd)

| Year | Model | Description | Fig. | Location | Spicer Part # | SPL Part # | SVL Part # |
|-----------|----------------|--|------|----------|---------------|-------------------------|------------|
| 1994 | C1500 Suburban | w/ Steel Driveshaft | A | 1,2 | 5-178X* | 5-1350-1X* 5-1350X** | 15-178X |
| 1995 | C1500 Suburban | Diesel; w/ Aluminum Driveshaft | B | 1,2 | | 5-3614X | |
| | C1500 Suburban | Diesel; w/ Steel Driveshaft | B | 1,2 | 5-213X* | 5-1330-1X* 5-1330X** | 15-213X |
| 1996-1999 | C1500 Suburban | Diesel | B | 3 | 5-212X* | 5-793X** | |
| | C1500 Suburban | Diesel; w/ Aluminum Driveshaft | A | 1 | | 5-3615X | |
| | C1500 Suburban | Diesel; w/ Steel Driveshaft | A | 1 | 5-178X* | 5-1350-1X* 5-1350X** | 15-178X |
| | C1500 Suburban | Gas; w/ Aluminum Driveshaft | A | 1 | | 5-3614X | |
| 1975 | C1500 Suburban | Gas; w/ Steel Driveshaft | A | 1 | 5-213X* | 5-1330-1X* 5-1330X** | 15-213X |
| | C1500 Suburban | Gas | A | 2 | 5-212X* | 5-793X** | |
| 1975 | C25 | 2 Piece Driveshaft; 1.062" Cup Dia. | B | 1,2 | 5-153X* | 5-1310-1X* 5-1310X** | 15-153X |
| 1975-1978 | C25 | 2 Piece Driveshaft; 1.188" Cup Dia. | B | 1,2,3 | 5-178X* | 5-1350-1X* 5-1350X** | 15-178X |
| 1976-1977 | C25 | 2 Piece Driveshaft; 1.062" Cup Dia.; w/ 3.219" O.D. Yoke | B | 1 | 5-213X* | 5-1330-1X* 5-1330X** | 15-213X |
| | C25 | 2 Piece Driveshaft; 1.062" Cup Dia.; w/ 3.625" O.D. Yoke | B | 1 | 5-153X* | 5-1310-1X* 5-1310X** | 15-153X |
| | C25 | 2 Piece Driveshaft; 1.062" Cup Dia. | B | 2 | 5-153X* | 5-1310-1X* 5-1310X** | 15-153X |
| 1978 | C25 | 1 Piece Driveshaft | A | 1,2 | 5-153X* | 5-1310-1X* 5-1310X** | 15-153X |
| | C25 | 2 Piece Driveshaft; 1.062" Cup Dia. | B | 1,2,3 | 5-153X* | 5-1310-1X* 5-1310X** | 15-153X |
| | C25 | 2 Piece Driveshaft; 1.125" Cup Dia. | B | 3 | 5-3147X* | 5-795X** | 15-3147X |
| 1975 | C25 Suburban | 2 Piece Driveshaft; 1.062" Cup Dia. | B | 1,2 | 5-153X* | 5-1310-1X* 5-1310X** | 15-153X |
| 1975-1978 | C25 Suburban | 2 Piece Driveshaft; 1.188" Cup Dia. | B | 1,2,3 | 5-178X* | 5-1350-1X* 5-1350X** | 15-178X |
| 1976-1977 | C25 Suburban | 2 Piece Driveshaft; 1.062" Cup Dia.; w/ 3.219" O.D. Yoke | B | 1 | 5-213X* | 5-1330-1X* 5-1330X** | 15-213X |
| | C25 Suburban | 2 Piece Driveshaft; 1.062" Cup Dia.; w/ 3.625" O.D. Yoke | B | 1 | 5-153X* | 5-1310-1X* 5-1310X** | 15-153X |
| | C25 Suburban | 2 Piece Driveshaft; 1.062" Cup Dia. | B | 2 | 5-153X* | 5-1310-1X* 5-1310X** | 15-153X |
| 1978 | C25 Suburban | 2 Piece Driveshaft; 1.062" Cup Dia. | B | 1,2,3 | 5-153X* | 5-1310-1X* 5-1310X** | 15-153X |
| 1979-1981 | C2500 | 1.062" Cup Dia. | B | 1,2,3 | 5-153X* | 5-1310-1X* 5-1310X** | 15-153X |
| | C2500 | 1.188" Cup Dia. | B | 1,2,3 | 5-178X* | 5-1350-1X* 5-1350X** | 15-178X |
| 1982-1986 | C2500 | 2 Piece Driveshaft; w/ Inside Snap Rings | B | 1,2,3 | 5-3147X* | 5-795X** | 15-3147X |
| | C2500 | 2 Piece Driveshaft; w/ Outside Snap Rings | B | 1,2,3 | 5-178X* | 5-1350-1X* 5-1350X** | 15-178X |
| 1988-1998 | C2500 | Standard Cab; 1 Piece Driveshaft; w/ Aluminum Driveshaft | A | 1,2 | | 5-3615X | |
| | C2500 | Standard Cab; 1 Piece Driveshaft; w/ Steel Driveshaft | A | 1,2 | 5-178X* | 5-1350-1X* 5-1350X** | 15-178X |
| 1989-1990 | C2500 | Extended Cab; Standard Cab; 2 Piece Driveshaft; w/ Aluminum Driveshaft | B | 1 | | 5-3615X | |

* GREASEABLE ** NON-GREASEABLE

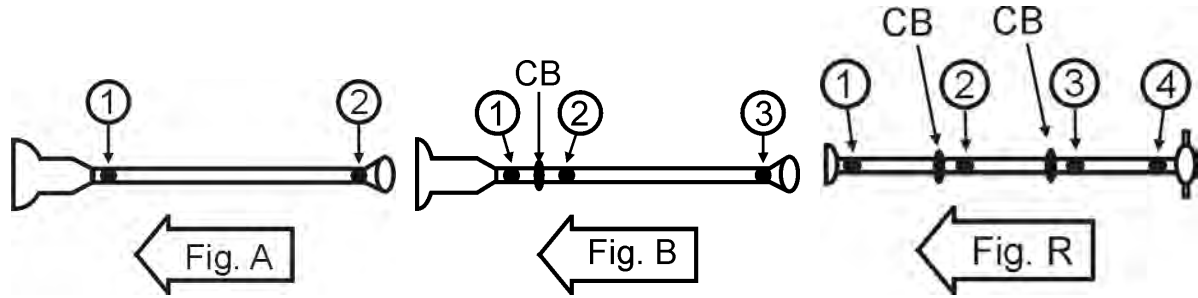
RWD

GMC (Cont'd)

| Year | Model | Description | Fig. | Location | Spicer Part # | SPL Part # | SVL Part # |
|-----------|----------------|--|------|----------|---------------|-------------------------|------------|
| 1989-1990 | C2500 | Extended Cab; Standard Cab; 2 Piece Driveshaft; w/ Steel Driveshaft | B | 1 | 5-178X* | 5-1350-1X* 5-1350X** | 15-178X |
| | C2500 | Extended Cab; 78.0" Bed; 2 Piece Driveshaft | B | 2,3 | 5-3147X* | 5-795X** | 15-3147X |
| | C2500 | Extended Cab; 96.0" Bed; 2 Piece Driveshaft; w/ Aluminum Driveshaft | B | 2,3 | | 5-3615X | |
| | C2500 | Extended Cab; 96.0" Bed; 2 Piece Driveshaft; w/ Steel Driveshaft | B | 2,3 | 5-178X* | 5-1350-1X* 5-1350X** | 15-178X |
| | C2500 | Standard Cab; 2 Piece Driveshaft; w/ Aluminum Driveshaft | B | 2,3 | | 5-3615X | |
| | C2500 | Standard Cab; 2 Piece Driveshaft; w/ Steel Driveshaft | B | 2,3 | 5-178X* | 5-1350-1X* 5-1350X** | 15-178X |
| 1991-1998 | C2500 | Extended Cab; Standard Cab; 2 Piece Driveshaft; w/ Aluminum Driveshaft | B | 1,2,3 | | 5-3615X | |
| | C2500 | Extended Cab; Standard Cab; 2 Piece Driveshaft; w/ Steel Driveshaft | B | 1,2,3 | 5-178X* | 5-1350-1X* 5-1350X** | 15-178X |
| 1999 | C2500 | Auto Trans; w/ Aluminum Driveshaft | B | 1,2,3 | | 5-3615X | |
| | C2500 | Auto Trans; w/ Steel Driveshaft | B | 1,2,3 | 5-178X* | 5-1350-1X* 5-1350X** | 15-178X |
| | C2500 | Standard Trans; w/ Aluminum Driveshaft | B | 1,2,3 | | 5-3616X | |
| | C2500 | Standard Trans; w/ Steel Driveshaft | B | 1,2,3 | 5-160X* | 5-1410-1X* 5-1410X** | 15-160X |
| 2000 | C2500 | V8 5.7L; 1 Piece Driveshaft | A | 1,2 | 5-178X* | 5-1350-1X* 5-1350X** | 15-178X |
| | C2500 | V8 6.5L; 1 Piece Driveshaft | A | 1,2 | 5-178X* | 5-1350-1X* 5-1350X** | 15-178X |
| | C2500 | V8 7.4L; 1 Piece Driveshaft | A | 1,2 | 5-178X* | 5-1350-1X* 5-1350X** | 15-178X |
| 1979-1980 | C2500 Suburban | Auto Trans; THM350 | B | 1,2,3 | 5-153X* | 5-1310-1X* 5-1310X** | 15-153X |
| | C2500 Suburban | Auto Trans; THM400 | B | 1,2,3 | 5-178X* | 5-1350-1X* 5-1350X** | 15-178X |
| | C2500 Suburban | Standard Trans | B | 1,2,3 | 5-178X* | 5-1350-1X* 5-1350X** | 15-178X |
| 1981 | C2500 Suburban | | B | 1,2 | 5-178X* | 5-1350-1X* 5-1350X** | 15-178X |
| | C2500 Suburban | 4.8L; 5.7L; Auto Trans | B | 3 | 5-153X* | 5-1310-1X* 5-1310X** | 15-153X |
| | C2500 Suburban | 4.8L; 5.7L; Standard Trans | B | 3 | 5-3147X* | 5-795X** | 15-3147X |
| | C2500 Suburban | 7.4L | B | 3 | 5-178X* | 5-1350-1X* 5-1350X** | 15-178X |
| 1982-1986 | C2500 Suburban | 1 Piece Driveshaft | A | 1,2 | 5-3147X* | 5-795X** | 15-3147X |
| | C2500 Suburban | 2 Piece Driveshaft; 1.188" Cup Dia. | B | 1,2,3 | 5-178X* | 5-1350-1X* 5-1350X** | 15-178X |
| | C2500 Suburban | 2 Piece Driveshaft; 1.125" Cup Dia. | B | 1,3 | 5-3147X* | 5-795X** | 15-3147X |
| 1992-1999 | C2500 Suburban | w/ Aluminum Driveshaft | A | 1,2 | | 5-3615X | |
| | C2500 Suburban | w/ Steel Driveshaft | A | 1,2 | 5-178X* | 5-1350-1X* 5-1350X** | 15-178X |
| 1975-1976 | C35 | Cab & Chassis; Standard Cab; Auto Trans; THM350; 1.062" Cup Dia. | B | 1,2,3 | 5-153X* | 5-1310-1X* 5-1310X** | 15-153X |
| | C35 | Cab & Chassis; Standard Cab; Auto Trans; THM400; 1.188" Cup Dia. | B | 1,2,3 | 5-178X* | 5-1350-1X* 5-1350X** | 15-178X |
| | C35 | Cab & Chassis; Standard Cab; Standard Trans; 1.062" Cup Dia. | B | 1,2,3 | 5-153X* | 5-1310-1X* 5-1310X** | 15-153X |
| | C35 | Cab & Chassis; Standard Cab; Standard Trans; 1.188" Cup Dia. | B | 1,2,3 | 5-178X* | 5-1350-1X* 5-1350X** | 15-178X |
| 1975-1978 | C35 | Crew Cab; 1.188" Cup Dia. | B | 1,2,3 | 5-178X* | 5-1350-1X* 5-1350X** | 15-178X |
| 1977-1978 | C35 | Cab & Chassis; Extended Cab; Standard Cab; Auto Trans; THM350; 1.062" Cup Dia. | B | 1,2,3 | 5-153X* | 5-1310-1X* 5-1310X** | 15-153X |
| | C35 | Cab & Chassis; Extended Cab; Standard Cab; Auto Trans; THM400; 1.188" Cup Dia. | B | 1,2,3 | 5-178X* | 5-1350-1X* 5-1350X** | 15-178X |
| | C35 | Cab & Chassis; Extended Cab; Standard Cab; Standard Trans; 1.062" Cup Dia. | B | 1,2,3 | 5-153X* | 5-1310-1X* 5-1310X** | 15-153X |

* GREASEABLE ** NON-GREASEABLE

RWD



GMC (Cont'd)

| Year | Model | Description | Fig. | Location | Spicer Part # | SPL Part # | SVL Part # |
|-----------|------------------|--|------|----------|---------------|-------------------------|------------|
| 1977-1978 | C35 | Cab & Chassis; Extended Cab; Standard Cab; Standard Trans; 1.188" Cup Dia. | B | 1,2,3 | 5-178X* | 5-1350-1X* 5-1350X** | 15-178X |
| 1967-1972 | C35/C3500 Pickup | Standard Trans | B | 1 | 5-178X* | 5-1350-1X* 5-1350X** | 15-178X |
| | C35/C3500 Pickup | | B | 2,3 | 5-178X* | 5-1350-1X* 5-1350X** | 15-178X |
| 1968 | C35/C3500 Pickup | 4.1L; 4.8L; 5.0L; 5.3L; 5.7L; Auto Trans | B | 1 | 5-153X* | 5-1310-1X* 5-1310X** | 15-153X |
| 1968-1969 | C35/C3500 Pickup | 6.5L; Auto Trans | B | 1 | 5-213X* | 5-1330-1X* 5-1330X** | 15-213X |
| 1969 | C35/C3500 Pickup | 4.1L; 4.8L; 5.0L; 5.7L; Auto Trans | B | 1 | 5-153X* | 5-1310-1X* 5-1310X** | 15-153X |
| 1970-1972 | C35/C3500 Pickup | Auto Trans | B | 1 | 5-153X* | 5-1310-1X* 5-1310X** | 15-153X |
| 1973-1974 | C35/C3500 Pickup | 1.062" Cup Dia. | B | 1,2,3 | 5-153X* | 5-1310-1X* 5-1310X** | 15-153X |
| | C35/C3500 Pickup | 1.188" Cup Dia. | B | 1,2,3 | 5-178X* | 5-1350-1X* 5-1350X** | 15-178X |
| 1979-1981 | C3500 | 1.062" Cup Dia.; w/ Outside Snap Rings | B | 1,2,3 | 5-153X* | 5-1310-1X* 5-1310X** | 15-153X |
| | C3500 | 1.188" Cup Dia.; w/ Outside Snap Rings | B | 1,3 | 5-178X* | 5-1350-1X* 5-1350X** | 15-178X |
| 1984 | C3500 | 1 Piece Driveshaft; w/ Inside Snap Rings | A | 1,2 | 5-3147X* | 5-795X** | 15-3147X |
| | C3500 | 1 Piece Driveshaft; w/ Outside Snap Rings | A | 1,2 | 5-178X* | 5-1350-1X* 5-1350X** | 15-178X |
| | C3500 | 2 Piece Driveshaft; w/ Inside Snap Rings | B | 1,2,3 | 5-3147X* | 5-795X** | 15-3147X |
| | C3500 | 2 Piece Driveshaft; w/ Outside Snap Rings | B | 1,2,3 | 5-178X* | 5-1350-1X* 5-1350X** | 15-178X |
| 1985-1986 | C3500 | | B | 1,2,3 | 5-178X* | 5-1350-1X* 5-1350X** | 15-178X |
| 1988-1990 | C3500 | w/ Aluminum Driveshaft | B | 1,2,3 | | 5-3615X | |
| | C3500 | w/ Steel Driveshaft | B | 1,2,3 | 5-178X* | 5-1350-1X* 5-1350X** | 15-178X |
| 1991 | C3500 | Extended Cab; Standard Cab; w/ Aluminum Driveshaft | B | 1,2,3 | | 5-3615X | |
| | C3500 | Extended Cab; Standard Cab; w/ Steel Driveshaft | B | 1,2,3 | 5-178X* | 5-1350-1X* 5-1350X** | 15-178X |
| 1992-1997 | C3500 | Cab & Chassis; 2 Door; 135.5" WB; 159.5" WB; 2 Piece Driveshaft; 15,000 Lbs GVW | B | 1,2,3 | 5-160X* | 5-1410-1X* 5-1410X** | 15-160X |
| | C3500 | Cab & Chassis; 2 Door; 135.5" WB; 159.5" WB; 2 Piece Driveshaft; Exc. 15,000 Lbs GVW | B | 1,2,3 | | 5-3615X | |
| 1992-1998 | C3500 | Extended Cab; 155.5" WB; 2 Piece Driveshaft; Dual Rear Wheels | B | 1,2,3 | 5-178X* | 5-1350-1X* 5-1350X** | 15-178X |
| 1997-1998 | C3500 | Cab & Chassis; 2 Door; 183.3" WB; 3 Piece Driveshaft | R | 1,2,3,4 | 5-160X* | 5-1410-1X* 5-1410X** | 15-160X |
| 1998 | C3500 | Cab & Chassis; 2 Door; 159.5" WB; 2 Piece Driveshaft; 15,000 Lbs GVW | B | 1,2,3 | 5-160X* | 5-1410-1X* 5-1410X** | 15-160X |
| | C3500 | Cab & Chassis; 2 Door; 159.5" WB; 2 Piece Driveshaft; Exc. 15,000 Lbs GVW | B | 1,2,3 | | 5-3615X | |

* GREASEABLE ** NON-GREASEABLE

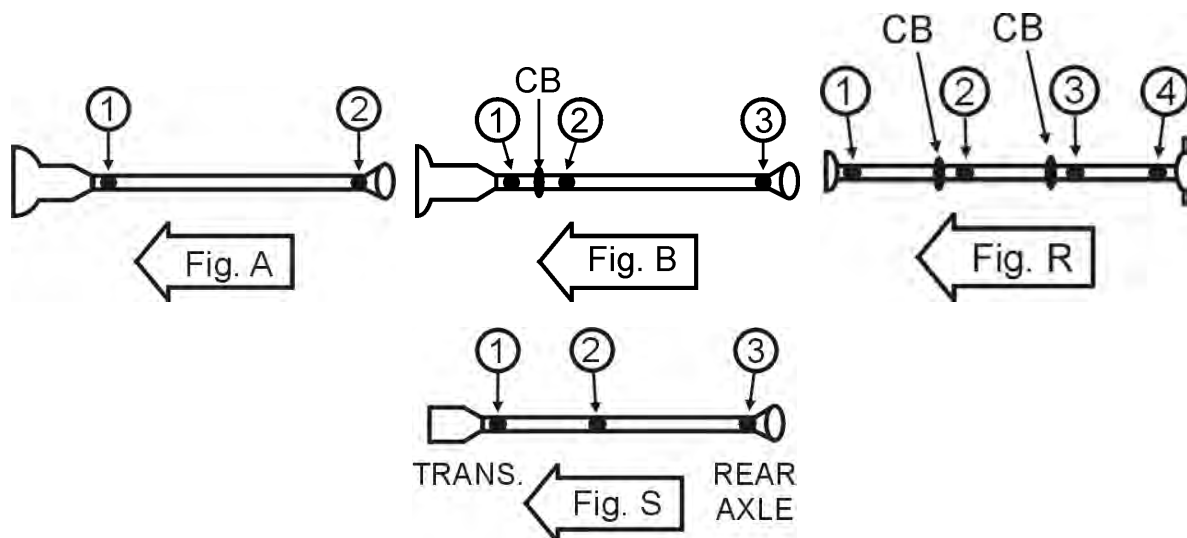
RWD

GMC (Cont'd)

| Year | Model | Description | Fig. | Location | Spicer Part # | SPL Part # | SVL Part # |
|-----------|---------------|---|------|----------|---------------|-------------------------|------------|
| 1999 | C3500 | Cab & Chassis; 159.5" WB; 2 Piece Driveshaft; 15,000 Lbs GVW | B | 1,2,3 | 5-160X* | 5-1410-1X* 5-1410X** | 15-160X |
| | C3500 | Cab & Chassis; 159.5" WB; 2 Piece Driveshaft; Exc. 15,000 Lbs GVW | B | 1,2,3 | | 5-3615X | |
| | C3500 | Extended Cab; 155.5" WB; 2 Piece Driveshaft | B | 1,2,3 | 5-178X* | 5-1350-1X* 5-1350X** | 15-178X |
| | C3500 | Standard Cab; 131.5" WB; 2 Piece Driveshaft | B | 1,2,3 | 5-178X* | 5-1350-1X* 5-1350X** | 15-178X |
| | C3500 | Cab & Chassis; 3 Piece Driveshaft | R | 1,2,3,4 | 5-160X* | 5-1410-1X* 5-1410X** | 15-160X |
| 2000 | C3500 | 159.5in WB; 1 Piece Driveshaft | A | 1,2 | 5-160X* | 5-1410-1X* 5-1410X** | 15-160X |
| 2003-2009 | C4500 Topkick | 1 Piece Driveshaft; 4.500" Yoke | A | 1,2 | 5-188X* | SPL55-1X* SPL55X** | 15-188X |
| | C4500 Topkick | 1 Piece Driveshaft; 5.250" Yoke | A | 1,2 | 5-155X* | SPL70-1X* SPL70X** | 15-155X |
| | C4500 Topkick | 2 Piece Driveshaft; 4.500" Yoke | B | 1,2,3 | 5-188X* | SPL55-1X* SPL55X** | 15-188X |
| | C4500 Topkick | 2 Piece Driveshaft; 5.250" Yoke | B | 1,2,3 | 5-155X* | SPL70-1X* SPL70X** | 15-155X |
| | C4500 Topkick | 3 Piece Driveshaft; 4.500" Yoke | R | 1,2,3,4 | 5-188X* | SPL55-1X* SPL55X** | 15-188X |
| | C4500 Topkick | 3 Piece Driveshaft; 5.250" Yoke | R | 1,2,3,4 | 5-155X* | SPL70-1X* SPL70X** | 15-155X |
| 2003-2009 | C5500 Topkick | 1 Piece Driveshaft; 4.500" Yoke | A | 1,2 | 5-188X* | SPL55-1X* SPL55X** | 15-188X |
| | C5500 Topkick | 1 Piece Driveshaft; 5.250" Yoke | A | 1,2 | 5-155X* | SPL70-1X* SPL70X** | 15-155X |
| | C5500 Topkick | 2 Piece Driveshaft; 4.500" Yoke | B | 1,2,3 | 5-188X* | SPL55-1X* SPL55X** | 15-188X |
| | C5500 Topkick | 2 Piece Driveshaft; 5.250" Yoke | B | 1,2,3 | 5-155X* | SPL70-1X* SPL70X** | 15-155X |
| | C5500 Topkick | 3 Piece Driveshaft; 4.500" Yoke | R | 1,2,3,4 | 5-188X* | SPL55-1X* SPL55X** | 15-188X |
| | C5500 Topkick | 3 Piece Driveshaft; 5.250" Yoke | R | 1,2,3,4 | 5-155X* | SPL70-1X* SPL70X** | 15-155X |
| 1995-1996 | C6000 Topkick | 1480/148N Series; Propeller Shaft Center Support | B | CB | 210866-1X | | |
| 1997-2002 | C6500 Topkick | 1480/148N Series; Propeller Shaft Center Support | B | CB | 210866-1X | | |
| 1995-1996 | C7000 Topkick | 1480/148N Series; Propeller Shaft Center Support | B | CB | 210866-1X | | |
| 1997-2002 | C7500 Topkick | 1480/148N Series; Propeller Shaft Center Support | B | CB | 210866-1X | | |
| 1978-1987 | Caballero | | A | 1,2 | 5-3147X* | 5-795X** | 15-3147X |
| 2004 | Canyon | SL; 1 Piece Driveshaft | A | 1 | 5-213X* | 5-1330-1X* 5-1330X** | 15-213X |
| | Canyon | SLE; 1 Piece Driveshaft | A | 1 | 5-213X* | 5-1330-1X* 5-1330X** | 15-213X |
| | Canyon | SL; 1 Piece Driveshaft | A | 2 | 5-212X* | 5-793X** | |
| | Canyon | SLE; 1 Piece Driveshaft | A | 2 | 5-212X* | 5-793X** | |
| | Canyon | Z85 SL; Cab & Chassis; 2 Piece Driveshaft | S | 1,2 | 5-213X* | 5-1330-1X* 5-1330X** | 15-213X |
| | Canyon | Z85 SL; Cab & Chassis; 2 Piece Driveshaft | S | 3 | 5-212X* | 5-793X** | |
| 2004-2005 | Canyon | Z71 Fleet; 1 Piece Driveshaft | A | 1 | 5-213X* | 5-1330-1X* 5-1330X** | 15-213X |
| | Canyon | Z71 SL; 1 Piece Driveshaft | A | 1 | 5-213X* | 5-1330-1X* 5-1330X** | 15-213X |
| | Canyon | Z71 SLE; 1 Piece Driveshaft | A | 1 | 5-213X* | 5-1330-1X* 5-1330X** | 15-213X |
| | Canyon | Z85 SL; Standard Cab; 1 Piece Driveshaft | A | 1 | 5-213X* | 5-1330-1X* 5-1330X** | 15-213X |
| | Canyon | Z85 SLE; Standard Cab; 1 Piece Driveshaft | A | 1 | 5-213X* | 5-1330-1X* 5-1330X** | 15-213X |
| | Canyon | Z85 SLE; Standard Cab; 1 Piece Driveshaft | A | 1 | 5-213X* | 5-1330-1X* 5-1330X** | 15-213X |

* GREASEABLE ** NON-GREASEABLE

RWD



GMC (Cont'd)

| Year | Model | Description | Fig. | Location | Spicer Part # | SPL Part # | SVL Part # |
|-----------|---|--|------|----------|---------------|-------------------------|------------|
| 2004-2005 | Canyon | Z71 Fleet; 1 Piece Driveshaft | A | 2 | 5-212X* | 5-793X** | |
| | Canyon | Z71 SL; 1 Piece Driveshaft | A | 2 | 5-212X* | 5-793X** | |
| | Canyon | Z71 SLE; 1 Piece Driveshaft | A | 2 | 5-212X* | 5-793X** | |
| | Canyon | Z85 SL; Standard Cab; 1 Piece Driveshaft | A | 2 | 5-212X* | 5-793X** | |
| | Canyon | Z85 SLE; Standard Cab; 1 Piece Driveshaft | A | 2 | 5-212X* | 5-793X** | |
| | Canyon | Z85 SL; Crew Cab; 2 Piece Driveshaft | S | 1,2 | 5-213X* | 5-1330-1X* 5-1330X** | 15-213X |
| | Canyon | Z85 SL; Extended Cab; 2 Piece Driveshaft | S | 1,2 | 5-213X* | 5-1330-1X* 5-1330X** | 15-213X |
| | Canyon | Z85 SLE; Cab & Chassis; 2 Piece Driveshaft | S | 1,2 | 5-213X* | 5-1330-1X* 5-1330X** | 15-213X |
| | Canyon | Z85 SLE; Crew Cab; 2 Piece Driveshaft | S | 1,2 | 5-213X* | 5-1330-1X* 5-1330X** | 15-213X |
| | Canyon | Z85 SLE; Extended Cab; 2 Piece Driveshaft | S | 1,2 | 5-213X* | 5-1330-1X* 5-1330X** | 15-213X |
| | Canyon | Z85 SL; Crew Cab; 2 Piece Driveshaft | S | 3 | 5-212X* | 5-793X** | |
| | Canyon | Z85 SL; Extended Cab; 2 Piece Driveshaft | S | 3 | 5-212X* | 5-793X** | |
| | Canyon | Z85 SLE; Cab & Chassis; 2 Piece Driveshaft | S | 3 | 5-212X* | 5-793X** | |
| | Canyon | Z85 SLE; Crew Cab; 2 Piece Driveshaft | S | 3 | 5-212X* | 5-793X** | |
| Canyon | Z85 SLE; Extended Cab; 2 Piece Driveshaft | S | 3 | 5-212X* | 5-793X** | | |
| 2006-2012 | Canyon | 1 Piece Driveshaft | A | 1 | 5-213X* | 5-1330-1X* 5-1330X** | 15-213X |
| | Canyon | 1 Piece Driveshaft | A | 2 | 5-212X* | 5-793X** | |
| | Canyon | 2 Piece Driveshaft | S | 1,2 | 5-213X* | 5-1330-1X* 5-1330X** | 15-213X |
| 2015-2016 | Canyon | 2 Piece Driveshaft | S | 3 | 5-212X* | 5-793X** | |
| | Canyon | 1 Piece Driveshaft | A | 1,2 | 5-178X* | 5-1350-1X* 5-1350X** | 15-178X |
| 2002-2007 | Envoy | 2 Piece Driveshaft | S | 1,2,3 | 5-178X* | 5-1350-1X* 5-1350X** | 15-178X |
| | Envoy | 1 Piece Driveshaft | A | 1,2 | 5-3147X* | 5-795X** | 15-3147X |
| 2008 | Envoy | Denali; 1 Piece Driveshaft | A | 1,2 | 5-178X* | 5-1350-1X* 5-1350X** | 15-178X |
| | Envoy | SLE; 1 Piece Driveshaft | A | 1,2 | 5-3147X* | 5-795X** | 15-3147X |
| 2009 | Envoy | SLT; 1 Piece Driveshaft | A | 1,2 | 5-3147X* | 5-795X** | 15-3147X |
| | Envoy | 1 Piece Driveshaft | A | 1,2 | 5-178X* | 5-1350-1X* 5-1350X** | 15-178X |
| 2002-2006 | Envoy XL | 1 Piece Driveshaft | A | 1,2 | 5-3147X* | 5-795X** | 15-3147X |
| 2004-2005 | Envoy XUV | 1 Piece Driveshaft | A | 1,2 | 5-3147X* | 5-795X** | 15-3147X |

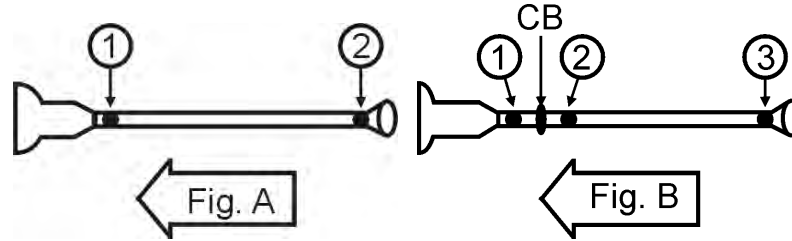
* GREASEABLE ** NON-GREASEABLE

GMC (Cont'd)

| Year | Model | Description | Fig. | Location | Spicer Part # | SPL Part # | SVL Part # |
|-----------|---------------|--|------|----------|---------------|-------------------------|------------|
| 1975-1977 | G15 | | B | 1,2,3 | 5-153X* | 5-1310-1X* 5-1310X** | 15-153X |
| 1978 | G15 | 1 Piece Driveshaft; w/ Inside Snap Rings | A | 1,2 | 5-3147X* | 5-795X** | 15-3147X |
| | G15 | 1 Piece Driveshaft; w/ Outside Snap Rings | A | 1,2 | 5-153X* | 5-1310-1X* 5-1310X** | 15-153X |
| | G15 | 2 Piece Driveshaft; w/ Inside Snap Rings | B | 1,2,3 | 5-3147X* | 5-795X** | 15-3147X |
| | G15 | 2 Piece Driveshaft; w/ Outside Snap Rings | B | 1,2,3 | 5-153X* | 5-1310-1X* 5-1310X** | 15-153X |
| 1967-1974 | G15/G1500 Van | | B | 1,2,3 | 5-153X* | 5-1310-1X* 5-1310X** | 15-153X |
| 1979-1981 | G1500 | 1 Piece Driveshaft; w/ Outside Snap Rings | A | 1,2 | 5-153X* | 5-1310-1X* 5-1310X** | 15-153X |
| | G1500 | 2 Piece Driveshaft; w/ Inside Snap Rings | B | 1,2,3 | 5-3147X* | 5-795X** | 15-3147X |
| | G1500 | 2 Piece Driveshaft; w/ Outside Snap Rings | B | 1,2,3 | 5-153X* | 5-1310-1X* 5-1310X** | 15-153X |
| 1979-1991 | G1500 | 1 Piece Driveshaft; w/ Inside Snap Rings | A | 1,2 | 5-3147X* | 5-795X** | 15-3147X |
| 1982-1991 | G1500 | 1 Piece Driveshaft; w/ Outside Snap Rings; w/ Aluminum Yoke | A | 1,2 | | 5-3614X | |
| | G1500 | 2 Piece Driveshaft | B | 1,2,3 | 5-3147X* | 5-795X** | 15-3147X |
| 1992-1995 | G1500 | 125.0" WB; w/ Outside Snap Rings; w/ Aluminum Driveshaft | A | 1 | | 5-3614X | |
| | G1500 | 110.0" WB; 125.0" WB; w/ Inside Snap Rings | A | 1,2 | 5-3147X* | 5-795X** | 15-3147X |
| | G1500 | 125.0" WB; w/ Inside & Outside Snap Rings; w/ Aluminum Driveshaft | A | 2 | 5-212X* | 5-793X** | |
| 1975-1976 | G25 | 4.8L; 5.7L; 7.4L; 1 Piece Driveshaft; w/ Inside & Outside Snap Rings | A | 1,2 | 5-212X* | 5-793X** | |
| | G25 | 4.8L; 5.7L; 7.4L; 1 Piece Driveshaft; w/ Inside Snap Rings | A | 1,2 | 5-3147X* | 5-795X** | 15-3147X |
| | G25 | 4.8L; 5.7L; 7.4L; 1 Piece Driveshaft; w/ Outside Snap Rings | A | 1,2 | 5-153X* | 5-1310-1X* 5-1310X** | 15-153X |
| | G25 | 4.8L; 5.7L; 7.4L; 2 Piece Driveshaft; w/ Inside & Outside Snap Rings | B | 1,2,3 | 5-212X* | 5-793X** | |
| | G25 | 4.8L; 5.7L; 7.4L; 2 Piece Driveshaft; w/ Outside Snap Rings | B | 1,2,3 | 5-153X* | 5-1310-1X* 5-1310X** | 15-153X |
| 1975-1978 | G25 | 6.6L; 1 Piece Driveshaft | A | 1,2 | 5-213X* | 5-1330-1X* 5-1330X** | 15-213X |
| | G25 | 6.6L; 2 Piece Driveshaft | B | 1,2,3 | 5-213X* | 5-1330-1X* 5-1330X** | 15-213X |
| 1977 | G25 | 4.8L; 5.0L; 5.7L; 1 Piece Driveshaft; w/ Inside & Outside Snap Rings | A | 1,2 | 5-212X* | 5-793X** | |
| | G25 | 4.8L; 5.0L; 5.7L; 1 Piece Driveshaft; w/ Inside Snap Rings | A | 1,2 | 5-3147X* | 5-795X** | 15-3147X |
| | G25 | 4.8L; 5.0L; 5.7L; 1 Piece Driveshaft; w/ Outside Snap Rings | A | 1,2 | 5-153X* | 5-1310-1X* 5-1310X** | 15-153X |
| | G25 | 4.8L; 5.0L; 5.7L; 2 Piece Driveshaft; w/ Inside & Outside Snap Rings | B | 1,2,3 | 5-212X* | 5-793X** | |
| | G25 | 4.8L; 5.0L; 5.7L; 2 Piece Driveshaft; w/ Outside Snap Rings | B | 1,2,3 | 5-153X* | 5-1310-1X* 5-1310X** | 15-153X |
| 1978 | G25 | 4.1L; 4.8L; 5.0L; 5.7L; 1 Piece Driveshaft; w/ Inside & Outside Snap Rings | A | 1,2 | 5-212X* | 5-793X** | |
| | G25 | 4.1L; 4.8L; 5.0L; 5.7L; 1 Piece Driveshaft; w/ Inside Snap Rings | A | 1,2 | 5-3147X* | 5-795X** | 15-3147X |
| | G25 | 4.1L; 4.8L; 5.0L; 5.7L; 1 Piece Driveshaft; w/ Outside Snap Rings | A | 1,2 | 5-153X* | 5-1310-1X* 5-1310X** | 15-153X |
| | G25 | 4.1L; 4.8L; 5.0L; 5.7L; 2 Piece Driveshaft; w/ Inside & Outside Snap Rings | B | 1,2,3 | 5-212X* | 5-793X** | |
| | G25 | 4.1L; 4.8L; 5.0L; 5.7L; 2 Piece Driveshaft; w/ Outside Snap Rings | B | 1,2,3 | 5-153X* | 5-1310-1X* 5-1310X** | 15-153X |
| 1979 | G2500 | 4.1L; 5.0L; 5.7L; 2 Piece Driveshaft | B | 2,3 | 5-153X* | 5-1310-1X* 5-1310X** | 15-153X |
| 1979-1980 | G2500 | 6.6L; 2 Piece Driveshaft | B | 2 | 5-213X* | 5-1330-1X* 5-1330X** | 15-213X |

* GREASEABLE ** NON-GREASEABLE

RWD



GMC (Cont'd)

| Year | Model | Description | Fig. | Location | Spicer Part # | SPL Part # | SVL Part # |
|-----------|-------|---|------|----------|---------------|-------------------------|------------|
| 1979-1980 | G2500 | 6.6L; 2 Piece Driveshaft | B | 3 | 5-178X* | 5-1350-1X* 5-1350X** | 15-178X |
| 1979-1981 | G2500 | 1 Piece Driveshaft; w/ Inside Snap Rings | A | 1,2 | 5-3147X* | 5-795X** | 15-3147X |
| | G2500 | 1 Piece Driveshaft; w/ Outside Snap Rings | A | 1,2 | 5-153X* | 5-1310-1X* 5-1310X** | 15-153X |
| | G2500 | 2 Piece Driveshaft | B | 1 | 5-3147X* | 5-795X** | 15-3147X |
| 1980 | G2500 | 4.1L; 5.0L; 5.7L; 2 Piece Driveshaft | B | 2,3 | 5-3147X* | 5-795X** | 15-3147X |
| 1981 | G2500 | 2 Piece Driveshaft; 1.062" Cup Dia. | B | 2,3 | 5-153X* | 5-1310-1X* 5-1310X** | 15-153X |
| | G2500 | 2 Piece Driveshaft; 1.188" Cup Dia. | B | 2,3 | 5-178X* | 5-1350-1X* 5-1350X** | 15-178X |
| 1982-1989 | G2500 | 1 Piece Driveshaft | A | 1,2 | 5-3147X* | 5-795X** | 15-3147X |
| 1984 | G2500 | Auto Trans; 2 Piece Driveshaft | B | 1 | 5-3147X* | 5-795X** | 15-3147X |
| | G2500 | Auto Trans; Exc. THM400; 2 Piece Driveshaft | B | 2,3 | 5-3147X* | 5-795X** | 15-3147X |
| | G2500 | Auto Trans; THM400; 2 Piece Driveshaft | B | 2,3 | 5-178X* | 5-1350-1X* 5-1350X** | 15-178X |
| 1985-1990 | G2500 | 2 Piece Driveshaft | B | 1,2,3 | 5-3147X* | 5-795X** | 15-3147X |
| 1990 | G2500 | 125.0" WB; 1 Piece Driveshaft; w/ Outside Snap Rings; w/ Aluminum Driveshaft | A | 1 | | 5-3614X | |
| | G2500 | 110.0" WB; 125.0" WB; 1 Piece Driveshaft; w/ Inside Snap Rings | A | 1,2 | 5-3147X* | 5-795X** | 15-3147X |
| | G2500 | 125.0" WB; 1 Piece Driveshaft; w/ Inside & Outside Snap Rings; w/ Aluminum Driveshaft | A | 2 | 5-212X* | 5-793X** | |
| 1991-1995 | G2500 | 125.0" WB; w/ Outside Snap Rings; w/ Aluminum Driveshaft | A | 1 | | 5-3614X | |
| | G2500 | 110.0" WB; 125.0" WB; w/ Inside Snap Rings | A | 1,2 | 5-3147X* | 5-795X** | 15-3147X |
| | G2500 | 125.0" WB; w/ Inside & Outside Snap Rings; w/ Aluminum Driveshaft | A | 2 | 5-212X* | 5-793X** | |
| 1975 | G35 | 6.6L; 1 Piece Driveshaft | A | 1 | 5-213X* | 5-1330-1X* 5-1330X** | 15-213X |
| | G35 | 4.8L; 5.7L; 1 Piece Driveshaft | A | 1,2 | 5-153X* | 5-1310-1X* 5-1310X** | 15-153X |
| | G35 | 6.6L; 1 Piece Driveshaft | A | 2 | 5-178X* | 5-1350-1X* 5-1350X** | 15-178X |
| | G35 | 4.8L; 5.7L; 2 Piece Driveshaft | B | 1 | 5-153X* | 5-1310-1X* 5-1310X** | 15-153X |
| | G35 | 6.6L; 2 Piece Driveshaft | B | 1 | 5-213X* | 5-1330-1X* 5-1330X** | 15-213X |
| | G35 | 2 Piece Driveshaft | B | 2,3 | 5-178X* | 5-1350-1X* 5-1350X** | 15-178X |
| 1976-1977 | G35 | 110.0" WB; 1 Piece Driveshaft | A | 1 | 5-3147X* | 5-795X** | 15-3147X |
| | G35 | 125.0" WB; 1 Piece Driveshaft; 1.062" Cup Dia. | A | 1,2 | 5-153X* | 5-1310-1X* 5-1310X** | 15-153X |
| | G35 | 125.0" WB; 1 Piece Driveshaft; 1.188" Cup Dia. | A | 1,2 | 5-178X* | 5-1350-1X* 5-1350X** | 15-178X |
| | G35 | 110.0" WB; 1 Piece Driveshaft | A | 2 | 5-178X* | 5-1350-1X* 5-1350X** | 15-178X |
| | G35 | 125.0" WB; 2 Piece Driveshaft; 1.062" Cup Dia. | B | 1,2,3 | 5-153X* | 5-1310-1X* 5-1310X** | 15-153X |
| | G35 | 125.0" WB; 2 Piece Driveshaft; 1.188" Cup Dia. | B | 1,2,3 | 5-178X* | 5-1350-1X* 5-1350X** | 15-178X |

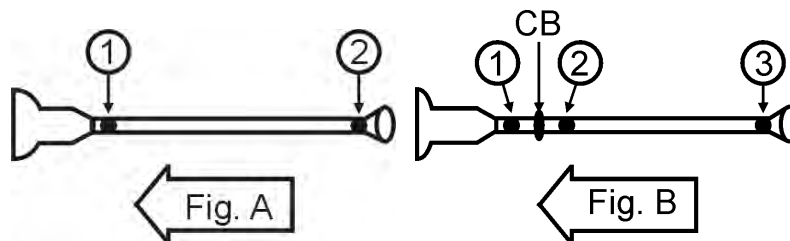
* GREASEABLE ** NON-GREASEABLE

RWD

GMC (Cont'd)

| Year | Model | Description | Fig. | Location | Spicer Part # | SPL Part # | SVL Part # |
|-----------|---------------|---|------|----------|---------------|-------------------------|------------|
| 1978 | G35 | 1 Piece Driveshaft; w/ Inside Snap Rings | A | 1,2 | 5-3147X* | 5-795X** | 15-3147X |
| | G35 | 1 Piece Driveshaft; w/ Outside Snap Rings | A | 1,2 | 5-178X* | 5-1350-1X* 5-1350X** | 15-178X |
| | G35 | 2 Piece Driveshaft; w/ Inside Snap Rings | B | 1,2,3 | 5-3147X* | 5-795X** | 15-3147X |
| | G35 | 2 Piece Driveshaft; w/ Outside Snap Rings | B | 1,2,3 | 5-178X* | 5-1350-1X* 5-1350X** | 15-178X |
| 1970-1974 | G35/G3500 Van | 1 Piece Driveshaft; 1.062" Cup Dia. | A | 1,2 | 5-153X* | 5-1310-1X* 5-1310X** | 15-153X |
| | G35/G3500 Van | 1 Piece Driveshaft; 1.188" Cup Dia. | A | 1,2 | 5-178X* | 5-1350-1X* 5-1350X** | 15-178X |
| | G35/G3500 Van | 2 Piece Driveshaft; 1.062" Cup Dia. | B | 1,2,3 | 5-153X* | 5-1310-1X* 5-1310X** | 15-153X |
| | G35/G3500 Van | 2 Piece Driveshaft; 1.188" Cup Dia. | B | 1,2,3 | 5-178X* | 5-1350-1X* 5-1350X** | 15-178X |
| 1979-1981 | G3500 | 1 Piece Driveshaft; w/ Inside Snap Rings | A | 1,2 | 5-3147X* | 5-795X** | 15-3147X |
| | G3500 | 1 Piece Driveshaft; w/ Outside Snap Rings | A | 1,2 | 5-178X* | 5-1350-1X* 5-1350X** | 15-178X |
| | G3500 | 2 Piece Driveshaft; w/ Inside Snap Rings | B | 1,2,3 | 5-3147X* | 5-795X** | 15-3147X |
| | G3500 | 2 Piece Driveshaft; w/ Outside Snap Rings | B | 1,2,3 | 5-178X* | 5-1350-1X* 5-1350X** | 15-178X |
| 1982-1990 | G3500 | w/ Inside Snap Rings | B | 1 | 5-3147X* | 5-795X** | 15-3147X |
| | G3500 | w/ Outside Snap Rings | B | 1 | 5-178X* | 5-1350-1X* 5-1350X** | 15-178X |
| | G3500 | | B | 2,3 | 5-178X* | 5-1350-1X* 5-1350X** | 15-178X |
| 1991-1996 | G3500 | 125.0" WB; 1 Piece Driveshaft; w/ Aluminum Driveshaft | A | 1,2 | | 5-3615X | |
| | G3500 | 125.0" WB; 1 Piece Driveshaft; w/ Steel Driveshaft | A | 1,2 | 5-178X* | 5-1350-1X* 5-1350X** | 15-178X |
| | G3500 | 146.0" WB; 2 Piece Driveshaft; w/ Aluminum Driveshaft | B | 1,2,3 | | 5-3615X | |
| | G3500 | 146.0" WB; 2 Piece Driveshaft; w/ Steel Driveshaft | B | 1,2,3 | 5-178X* | 5-1350-1X* 5-1350X** | 15-178X |
| 1970-1972 | Jimmy | Auto Trans | A | 1 | 5-213X* | 5-1330-1X* 5-1330X** | 15-213X |
| | Jimmy | Standard Trans | A | 1,2 | 5-153X* | 5-1310-1X* 5-1310X** | 15-153X |
| | Jimmy | Auto Trans | A | 2 | 5-153X* | 5-1310-1X* 5-1310X** | 15-153X |
| 1973-1977 | Jimmy | | A | 1,2 | 5-178X* | 5-1350-1X* 5-1350X** | 15-178X |
| 1978-1981 | Jimmy | 3 Speed | A | 1 | 5-153X* | 5-1310-1X* 5-1310X** | 15-153X |
| | Jimmy | Standard Trans; 4 Speed | A | 1 | 5-178X* | 5-1350-1X* 5-1350X** | 15-178X |
| | Jimmy | | A | 2 | 5-153X* | 5-1310-1X* 5-1310X** | 15-153X |
| 1982 | Jimmy | 3 Speed | A | 1,2 | 5-3147X* | 5-795X** | 15-3147X |
| | Jimmy | Auto Trans; 4 Speed | A | 1,2 | 5-3147X* | 5-795X** | 15-3147X |
| | Jimmy | Standard Trans; 4 Speed | A | 1,2 | 5-178X* | 5-1350-1X* 5-1350X** | 15-178X |
| 2000-2001 | Jimmy | 1 Piece Driveshaft | A | 1,2 | 5-3147X* | 5-795X** | 15-3147X |
| 2003-2004 | Jimmy | | A | 1,2 | 5-3147X* | 5-795X** | 15-3147X |
| 1966 | P1000 | | B | CB | 210527X | | |
| 1975-1978 | P15 | 1 Piece Driveshaft; 1.062" Cup Dia. | A | 1 | 5-153X* | 5-1310-1X* 5-1310X** | 15-153X |
| | P15 | 1 Piece Driveshaft; 1.188" Cup Dia. | A | 1 | 5-178X* | 5-1350-1X* 5-1350X** | 15-178X |
| | P15 | 1 Piece Driveshaft | A | 2 | 5-153X* | 5-1310-1X* 5-1310X** | 15-153X |
| | P15 | 2 Piece Driveshaft; 1.062" Cup Dia. | B | 1 | 5-153X* | 5-1310-1X* 5-1310X** | 15-153X |
| | P15 | 2 Piece Driveshaft; 1.188" Cup Dia. | B | 1 | 5-178X* | 5-1350-1X* 5-1350X** | 15-178X |

* GREASEABLE ** NON-GREASEABLE



GMC (Cont'd)

| Year | Model | Description | Fig. | Location | Spicer Part # | SPL Part # | SVL Part # |
|-----------|---------------|---|------|----------|---------------|-------------------------|------------|
| 1975-1978 | P15 | 2 Piece Driveshaft | B | 2,3 | 5-153X* | 5-1310-1X* 5-1310X** | 15-153X |
| | P15 | | B | CB | 210527X | | |
| 1967-1974 | P15/P1500 Van | 1 Piece Driveshaft | A | 1,2 | 5-153X* | 5-1310-1X* 5-1310X** | 15-153X |
| | P15/P1500 Van | 2 Piece Driveshaft | B | 1,2,3 | 5-153X* | 5-1310-1X* 5-1310X** | 15-153X |
| | P15/P1500 Van | | B | CB | 210527X | | |
| 1979-1980 | P1500 | 1 Piece Driveshaft; 1.062" Cup Dia. | A | 1 | 5-153X* | 5-1310-1X* 5-1310X** | 15-153X |
| | P1500 | 1 Piece Driveshaft; 1.188" Cup Dia. | A | 1 | 5-178X* | 5-1350-1X* 5-1350X** | 15-178X |
| | P1500 | 1 Piece Driveshaft | A | 2 | 5-153X* | 5-1310-1X* 5-1310X** | 15-153X |
| 1975 | P25 | 4 Speed; 2 Piece Driveshaft; 1.188" Cup Dia. | B | 1 | 5-178X* | 5-1350-1X* 5-1350X** | 15-178X |
| | P25 | 2 Piece Driveshaft | B | 2,3 | 5-178X* | 5-1350-1X* 5-1350X** | 15-178X |
| 1975-1978 | P25 | 3 Speed; 2 Piece Driveshaft; 1.062" Cup Dia. | B | 1 | 5-153X* | 5-1310-1X* 5-1310X** | 15-153X |
| 1976-1978 | P25 | 3 Speed; 1 Piece Driveshaft; 1.062" Cup Dia. | A | 1,2 | 5-153X* | 5-1310-1X* 5-1310X** | 15-153X |
| | P25 | 3 Speed; 4 Speed; 1 Piece Driveshaft; 1.188" Cup Dia. | A | 1,2 | 5-178X* | 5-1350-1X* 5-1350X** | 15-178X |
| | P25 | 3 Speed; 4 Speed; 2 Piece Driveshaft; 1.188" Cup Dia. | B | 1 | 5-178X* | 5-1350-1X* 5-1350X** | 15-178X |
| | P25 | 3 Speed; 2 Piece Driveshaft; 1.062" Cup Dia. | B | 2 | 5-178X* | 5-1350-1X* 5-1350X** | 15-178X |
| | P25 | 3 Speed; 4 Speed; 2 Piece Driveshaft; 1.188" Cup Dia. | B | 2 | 5-153X* | 5-1310-1X* 5-1310X** | 15-153X |
| | P25 | 2 Piece Driveshaft | B | 3 | 5-178X* | 5-1350-1X* 5-1350X** | 15-178X |
| 1967-1974 | P25/P2500 Van | 1 Piece Driveshaft | A | 1,2 | 5-153X* | 5-1310-1X* 5-1310X** | 15-153X |
| | P25/P2500 Van | 2 Piece Driveshaft; 1.062" Cup Dia. | B | 1,2,3 | 5-153X* | 5-1310-1X* 5-1310X** | 15-153X |
| | P25/P2500 Van | 2 Piece Driveshaft; 1.125" Cup Dia. | B | 1,2,3 | 5-3147X* | 5-795X** | 15-3147X |
| 1979 | P2500 | 1.062" Cup Dia. | B | 1 | 5-213X* | 5-1330-1X* 5-1330X** | 15-213X |
| | P2500 | 1.188" Cup Dia. | B | 1 | 5-178X* | 5-1350-1X* 5-1350X** | 15-178X |
| | P2500 | 1.062" Cup Dia.; w/ Outside Snap Rings | B | 2 | 5-213X* | 5-1330-1X* 5-1330X** | 15-213X |
| | P2500 | 1.188" Cup Dia.; w/ Outside Snap Rings | B | 2 | 5-178X* | 5-1350-1X* 5-1350X** | 15-178X |
| | P2500 | w/ Inside & Outside Snap Rings | B | 2,3 | 5-212X* | 5-793X** | |
| | P2500 | w/ Outside Snap Rings | B | 3 | 5-178X* | 5-1350-1X* 5-1350X** | 15-178X |
| | P2500 | | B | 3 | 5-178X* | 5-1350-1X* 5-1350X** | 15-178X |
| 1980-1981 | P2500 | Auto Trans; 3 Speed | B | 1 | 5-153X* | 5-1310-1X* 5-1310X** | 15-153X |
| | P2500 | Auto Trans; 4 Speed | B | 1,2,3 | 5-178X* | 5-1350-1X* 5-1350X** | 15-178X |

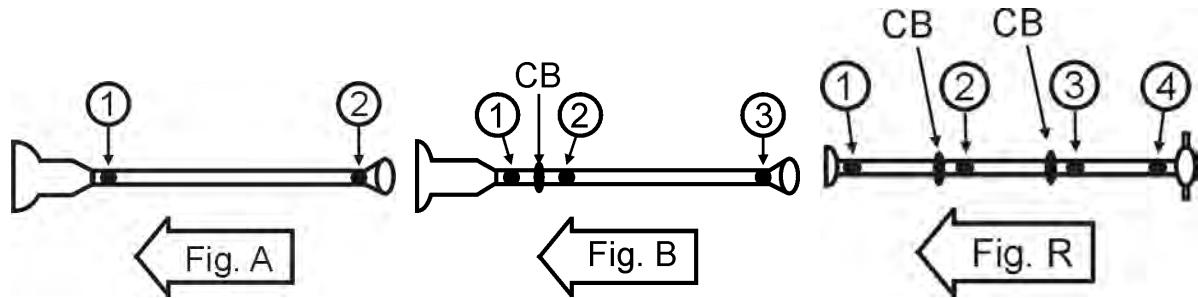
* GREASEABLE ** NON-GREASEABLE

RWD

GMC (Cont'd)

| Year | Model | Description | Fig. | Location | Spicer Part # | SPL Part # | SVL Part # |
|-----------|---------------|---|------|----------|---------------|-------------------------|------------|
| 1980-1981 | P2500 | Standard Trans | B | 1,2,3 | 5-178X* | 5-1350-1X* 5-1350X** | 15-178X |
| | P2500 | Auto Trans; 3 Speed | B | 2,3 | 5-3147X* | 5-795X** | 15-3147X |
| 1982-1983 | P2500 | 2 Piece Driveshaft | B | 1,2 | 5-178X* | 5-1350-1X* 5-1350X** | 15-178X |
| | P2500 | 2 Piece Driveshaft | B | 3 | 5-3147X* | 5-795X** | 15-3147X |
| 1984 | P2500 | 1 Piece Driveshaft | A | 1,2 | 5-3147X* | 5-795X** | 15-3147X |
| | P2500 | 2 Piece Driveshaft | B | 1,2,3 | 5-3147X* | 5-795X** | 15-3147X |
| 1985-1989 | P2500 | 1 Piece Driveshaft | A | 1 | 5-178X* | 5-1350-1X* 5-1350X** | 15-178X |
| | P2500 | 1 Piece Driveshaft | A | 2 | 5-3147X* | 5-795X** | 15-3147X |
| | P2500 | 2 Piece Driveshaft | B | 1 | 5-178X* | 5-1350-1X* 5-1350X** | 15-178X |
| | P2500 | 2 Piece Driveshaft; w/ Inside Snap Rings | B | 2,3 | 5-3147X* | 5-795X** | 15-3147X |
| | P2500 | 2 Piece Driveshaft; w/ Outside Snap Rings | B | 2,3 | 5-178X* | 5-1350-1X* 5-1350X** | 15-178X |
| 1975-1977 | P35 | | B | 1,2,3 | 5-178X* | 5-1350-1X* 5-1350X** | 15-178X |
| 1978 | P35 | w/ Inside & Outside Snap Rings | B | 1 | 5004989 | | 15-1206X |
| | P35 | 3.469" O.D. Yoke; w/ Outside Snap Rings | B | 1,2,3 | 5-153X* | 5-1310-1X* 5-1310X** | 15-153X |
| | P35 | 3.875" O.D. Yoke; w/ Outside Snap Rings | B | 1,2,3 | 5-178X* | 5-1350-1X* 5-1350X** | 15-178X |
| | P35 | 4.438" O.D. Yoke; w/ Outside Snap Rings | B | 1,3 | 5-160X* | 5-1410-1X* 5-1410X** | 15-160X |
| | P35 | w/ Inside & Outside Snap Rings; 1330 Series | B | 3 | 5-212X* | 5-793X** | |
| | P35 | w/ Inside & Outside Snap Rings; SPL36/055 | B | 3 | 5004989 | | 15-1206X |
| 1967-1974 | P35/P3500 Van | | B | 1,2,3 | 5-178X* | 5-1350-1X* 5-1350X** | 15-178X |
| 1979-1984 | P3500 | 2 Piece Driveshaft; w/ 4.188" O.D. Yoke | B | 1 | 5-160X* | 5-1410-1X* 5-1410X** | 15-160X |
| 1979-1988 | P3500 | 2 Piece Driveshaft; w/ 3.125" O.D. Yoke | B | 1 | 5004989 | | 15-1206X |
| | P3500 | 2 Piece Driveshaft; w/ 3.218" O.D. Yoke | B | 1 | 5-153X* | 5-1310-1X* 5-1310X** | 15-153X |
| 1982-1983 | P3500 | 178.0" WB; 3 Piece Driveshaft | R | 1,2,3 | 5-178X* | 5-1350-1X* 5-1350X** | 15-178X |
| | P3500 | Exc. 178.0" WB; 3 Piece Driveshaft | R | 1,2,3,4 | 5-178X* | 5-1350-1X* 5-1350X** | 15-178X |
| 1984 | P3500 | 178.0" WB; 3 Piece Driveshaft | R | 4 | 5004989 | | 15-1206X |
| | P3500 | 3 Piece Driveshaft | R | 1,2,3 | 5-178X* | 5-1350-1X* 5-1350X** | 15-178X |
| | P3500 | 3 Piece Driveshaft | R | 4 | 5-160X* | 5-1410-1X* 5-1410X** | 15-160X |
| 1985-1987 | P3500 | 178.0" WB; 3 Piece Driveshaft | R | 1,2,3,4 | 5-178X* | 5-1350-1X* 5-1350X** | 15-178X |
| | P3500 | 208.0" WB; 3 Piece Driveshaft | R | 1,2,3,4 | 5-160X* | 5-1410-1X* 5-1410X** | 15-160X |
| 1988-1990 | P3500 | 3 Piece Driveshaft; w/ 3.625" O.D. Yoke | R | 1,2,3,4 | 5-178X* | 5-1350-1X* 5-1350X** | 15-178X |
| | P3500 | 3 Piece Driveshaft; w/ 4.188" O.D. Yoke | R | 1,2,3,4 | 5-160X* | 5-1410-1X* 5-1410X** | 15-160X |
| 1989-1990 | P3500 | 2 Piece Driveshaft; w/ 3.125" O.D. Yoke | B | 1,2,3 | 5004989 | | 15-1206X |
| | P3500 | 2 Piece Driveshaft; w/ 3.218" O.D. Yoke | B | 1,2,3 | 5-153X* | 5-1310-1X* 5-1310X** | 15-153X |
| 1991-1995 | P3500 | Rear Drum Brakes; 1 Piece Driveshaft | A | 1,2 | 5-178X* | 5-1350-1X* 5-1350X** | 15-178X |
| | P3500 | Rear Disc Brakes; 2 Piece Driveshaft | B | 1,2,3 | 5-160X* | 5-1410-1X* 5-1410X** | 15-160X |
| | P3500 | Rear Drum Brakes; 2 Piece Driveshaft | B | 1,2,3 | 5-178X* | 5-1350-1X* 5-1350X** | 15-178X |
| | P3500 | Rear Disc Brakes; 3 Piece Driveshaft | R | 1,2,3,4 | 5-160X* | 5-1410-1X* 5-1410X** | 15-160X |

* GREASEABLE ** NON-GREASEABLE



GMC (Cont'd)

| Year | Model | Description | Fig. | Location | Spicer Part # | SPL Part # | SVL Part # |
|-----------|----------------|--|------|----------|---------------|-------------------------|------------|
| 1991-1995 | P3500 | Rear Drum Brakes; 3 Piece Driveshaft | R | 1,2,3,4 | 5-178X* | 5-1350-1X* 5-1350X** | 15-178X |
| 1996-1997 | P3500 | 110.0" WB; Rear Drum Brakes; 1 Piece Driveshaft | A | 1,2 | 5-178X* | 5-1350-1X* 5-1350X** | 15-178X |
| | P3500 | 125.0" WB; 133.0" WB; 157.0" WB; 178.0" WB; Rear Drum Brakes; 2 Piece Driveshaft | B | 1,2,3 | 5-178X* | 5-1350-1X* 5-1350X** | 15-178X |
| | P3500 | 157.0" WB; 178.0" WB; Rear Disc Brakes; 2 Piece Driveshaft | B | 1,2,3 | 5-160X* | 5-1410-1X* 5-1410X** | 15-160X |
| | P3500 | 190.0" WB; 208.0" WB; Rear Disc Brakes; 3 Piece Driveshaft | R | 1,2,3,4 | 5-160X* | 5-1410-1X* 5-1410X** | 15-160X |
| 1996-1999 | P3500 | 190.0" WB | B | CB | 210873-1X | | |
| 1998-1999 | P3500 | 1 Piece Driveshaft | A | 1,2 | 5-178X* | 5-1350-1X* 5-1350X** | 15-178X |
| | P3500 | 2 Piece Driveshaft; w/ 3.625" O.D. Yoke | B | 1,2,3 | 5-178X* | 5-1350-1X* 5-1350X** | 15-178X |
| | P3500 | 2 Piece Driveshaft; w/ 4.188" O.D. Yoke | B | 1,2,3 | 5-160X* | 5-1410-1X* 5-1410X** | 15-160X |
| | P3500 | 3 Piece Driveshaft | R | 1,2,3,4 | 5-160X* | 5-1410-1X* 5-1410X** | 15-160X |
| 1987 | R1500 | 1 Piece Driveshaft | A | 1,2 | 5-3147X* | 5-795X** | 15-3147X |
| | R1500 | 2 Piece Driveshaft | B | 1,2,3 | 5-3147X* | 5-795X** | 15-3147X |
| 1987-1991 | R1500 Suburban | 1 Piece Driveshaft | A | 1,2 | 5-3147X* | 5-795X** | 15-3147X |
| | R1500 Suburban | 2 Piece Driveshaft; w/ Inside Snap Rings | B | 1,2,3 | 5-3147X* | 5-795X** | 15-3147X |
| | R1500 Suburban | 2 Piece Driveshaft; w/ Outside Snap Rings | B | 1,2,3 | 5-178X* | 5-1350-1X* 5-1350X** | 15-178X |
| 1987 | R2500 | w/ Inside Snap Rings | B | 1,2,3 | 5-3147X* | 5-795X** | 15-3147X |
| | R2500 | w/ Outside Snap Rings | B | 1,2,3 | 5-178X* | 5-1350-1X* 5-1350X** | 15-178X |
| 1988-1989 | R2500 | w/ Aluminum Shaft | B | 1,2,3 | | 5-3615X | |
| | R2500 | w/ Steel Shaft | B | 1,2,3 | 5-178X* | 5-1350-1X* 5-1350X** | 15-178X |
| 1987-1991 | R2500 Suburban | 1 Piece Driveshaft | A | 1,2 | 5-3147X* | 5-795X** | 15-3147X |
| | R2500 Suburban | 2 Piece Driveshaft; w/ Inside Snap Rings | B | 1,2,3 | 5-3147X* | 5-795X** | 15-3147X |
| | R2500 Suburban | 2 Piece Driveshaft; w/ Outside Snap Rings | B | 1,2,3 | 5-178X* | 5-1350-1X* 5-1350X** | 15-178X |
| 1987-1991 | R3500 | 1 Piece Driveshaft | A | 1,2 | 5-3147X* | 5-795X** | 15-3147X |
| | R3500 | 2 Piece Driveshaft; w/ Inside Snap Rings | B | 1,2,3 | 5-3147X* | 5-795X** | 15-3147X |
| | R3500 | 2 Piece Driveshaft; w/ Outside Snap Rings | B | 1,2,3 | 5-178X* | 5-1350-1X* 5-1350X** | 15-178X |
| 1982-1990 | S15 | 1 Piece Driveshaft | A | 1,2 | 5-3147X* | 5-795X** | 15-3147X |
| | S15 | 2 Piece Driveshaft | B | 1,2,3 | 5-3147X* | 5-795X** | 15-3147X |
| 1983-1991 | S15 Jimmy | 1 Piece Driveshaft | A | 1,2 | 5-3147X* | 5-795X** | 15-3147X |
| | S15 Jimmy | 2 Piece Driveshaft | B | 1,2,3 | 5-3147X* | 5-795X** | 15-3147X |
| 1985-1987 | Safari | | A | 2 | 5-178X* | 5-1350-1X* 5-1350X** | 15-178X |
| 1985-1999 | Safari | | A | 1 | 5-3147X* | 5-795X** | 15-3147X |
| 1988-1999 | Safari | w/ Aluminum Shaft | A | 2 | | 5-3615X | |
| | Safari | w/ Steel Shaft | A | 2 | 5-178X* | 5-1350-1X* 5-1350X** | 15-178X |
| 2000-2003 | Safari | 1 Piece Driveshaft | A | 1 | 5-3147X* | 5-795X** | 15-3147X |

* GREASEABLE ** NON-GREASEABLE

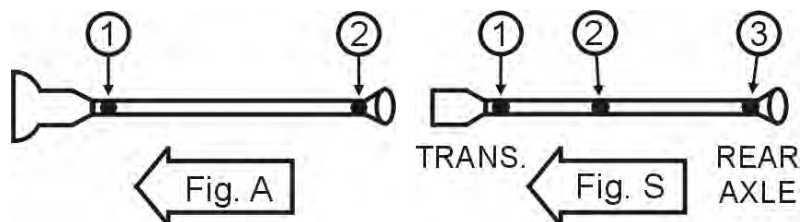
RWD

GMC (Cont'd)

| Year | Model | Description | Fig. | Location | Spicer Part # | SPL Part # | SVL Part # |
|-----------|-------------|--|------|----------|---------------|-------------------------|------------|
| 2000-2003 | Safari | 1 Piece Driveshaft | A | 2 | 5-178X* | 5-1350-1X* 5-1350X** | 15-178X |
| 2004-2005 | Safari | 1 Piece Driveshaft | A | 1,2 | 5-3147X* | 5-795X** | 15-3147X |
| 1996-1999 | Savana 1500 | w/ Aluminum Shaft | A | 1,2 | | 5-3615X | |
| | Savana 1500 | w/ Steel Shaft | A | 1,2 | 5-178X* | 5-1350-1X* 5-1350X** | 15-178X |
| 2012-2013 | Savana 1500 | Base; 1 Piece Driveshaft | A | 1,2 | 5-178X* | 5-1350-1X* 5-1350X** | 15-178X |
| | Savana 1500 | LS; 1 Piece Driveshaft | A | 1,2 | 5-178X* | 5-1350-1X* 5-1350X** | 15-178X |
| | Savana 1500 | LT; 1 Piece Driveshaft | A | 1,2 | 5-178X* | 5-1350-1X* 5-1350X** | 15-178X |
| 2014 | Savana 1500 | 1 Piece Driveshaft | A | 1,2 | 5-178X* | 5-1350-1X* 5-1350X** | 15-178X |
| 1996-1999 | Savana 2500 | 135.0" WB; 1 Piece Driveshaft; w/ Aluminum Shaft | A | 1,2 | | 5-3615X | |
| | Savana 2500 | 135.0" WB; 1 Piece Driveshaft; w/ Steel Shaft | A | 1,2 | 5-178X* | 5-1350-1X* 5-1350X** | 15-178X |
| | Savana 2500 | 155.0" WB; 2 Piece Driveshaft; w/ Aluminum Shaft | S | 1,2,3 | | 5-3615X | |
| | Savana 2500 | 155.0" WB; 2 Piece Driveshaft; w/ Steel Shaft | S | 1,2,3 | 5-178X* | 5-1350-1X* 5-1350X** | 15-178X |
| 2000 | Savana 2500 | 135.0in WB; 1 Piece Driveshaft | A | 1,2 | 5-178X* | 5-1350-1X* 5-1350X** | 15-178X |
| | Savana 2500 | 155.0in WB; 2 Piece Driveshaft | S | 1,2,3 | 5-178X* | 5-1350-1X* 5-1350X** | 15-178X |
| 2001 | Savana 2500 | V8 5.7L; 135.0in WB; 1 Piece Driveshaft | A | 1,2 | 5-178X* | 5-1350-1X* 5-1350X** | 15-178X |
| | Savana 2500 | V8 5.7L; 155.0in WB; 2 Piece Driveshaft | S | 1,3 | 5-178X* | 5-1350-1X* 5-1350X** | 15-178X |
| 2001-2002 | Savana 2500 | V8 5.0L; 135.0in WB; 1 Piece Driveshaft | A | 1,2 | 5-178X* | 5-1350-1X* 5-1350X** | 15-178X |
| | Savana 2500 | V8 6.5L; 135.0in WB; 1 Piece Driveshaft | A | 1,2 | 5-178X* | 5-1350-1X* 5-1350X** | 15-178X |
| | Savana 2500 | V6 4.3L; 155.0in WB; 2 Piece Driveshaft | S | 1,3 | 5-178X* | 5-1350-1X* 5-1350X** | 15-178X |
| | Savana 2500 | V8 5.0L; 155.0in WB; 2 Piece Driveshaft | S | 1,3 | 5-178X* | 5-1350-1X* 5-1350X** | 15-178X |
| | Savana 2500 | V8 6.5L; 155.0in WB; 2 Piece Driveshaft | S | 1,3 | 5-178X* | 5-1350-1X* 5-1350X** | 15-178X |
| | Savana 2500 | 155.0in WB; 2 Piece Driveshaft | S | 2 | 5-178X* | 5-1350-1X* 5-1350X** | 15-178X |
| 2001-2005 | Savana 2500 | V6 4.3L; 135.0in WB; 1 Piece Driveshaft | A | 1,2 | 5-178X* | 5-1350-1X* 5-1350X** | 15-178X |
| 2002 | Savana 2500 | V8 5.7L; Bi-Fuel; 135.0in WB; 1 Piece Driveshaft | A | 1,2 | 5-178X* | 5-1350-1X* 5-1350X** | 15-178X |
| | Savana 2500 | V8 5.7L; Gas; 135.0in WB; 1 Piece Driveshaft | A | 1,2 | 5-178X* | 5-1350-1X* 5-1350X** | 15-178X |
| | Savana 2500 | V8 5.7L; Bi-Fuel; 155.0in WB; 2 Piece Driveshaft | S | 1,3 | 5-178X* | 5-1350-1X* 5-1350X** | 15-178X |
| | Savana 2500 | V8 5.7L; Gas; 155.0in WB; 2 Piece Driveshaft | S | 1,3 | 5-178X* | 5-1350-1X* 5-1350X** | 15-178X |
| 2003-2005 | Savana 2500 | V8 5.3L; 135.0in WB; 1 Piece Driveshaft | A | 1,2 | 5-178X* | 5-1350-1X* 5-1350X** | 15-178X |
| | Savana 2500 | V6 4.3L; 155.0in WB; 2 Piece Driveshaft | S | 1,2,3 | 5-178X* | 5-1350-1X* 5-1350X** | 15-178X |
| | Savana 2500 | V8 4.8L; 155.0in WB; 2 Piece Driveshaft | S | 1,2,3 | 5-178X* | 5-1350-1X* 5-1350X** | 15-178X |
| | Savana 2500 | V8 5.3L; 155.0in WB; 2 Piece Driveshaft | S | 1,2,3 | 5-178X* | 5-1350-1X* 5-1350X** | 15-178X |
| | Savana 2500 | V8 6.0L; CNG; 155.0in WB; 2 Piece Driveshaft | S | 1,2,3 | 5-178X* | 5-1350-1X* 5-1350X** | 15-178X |
| | Savana 2500 | V8 6.0L; Gas; 155.0in WB; 2 Piece Driveshaft | S | 1,2,3 | 5-178X* | 5-1350-1X* 5-1350X** | 15-178X |

* GREASEABLE ** NON-GREASEABLE

RWD



GMC (Cont'd)

| Year | Model | Description | Fig. | Location | Spicer Part # | SPL Part # | SVL Part # |
|-----------|-------------|---|------|----------|---------------|-------------------------|------------|
| 2006 | Savana 2500 | V8 4.8L; 135.0in WB; 1 Piece Driveshaft | A | 1 | 5-178X* | 5-1350-1X* 5-1350X** | 15-178X |
| | Savana 2500 | V8 6.0L; 135.0in WB; 1 Piece Driveshaft | A | 1 | 5-178X* | 5-1350-1X* 5-1350X** | 15-178X |
| | Savana 2500 | 135.0in WB; 1 Piece Driveshaft | A | 2 | 5-178X* | 5-1350-1X* 5-1350X** | 15-178X |
| | Savana 2500 | V8 4.8L; 155.0in WB; 2 Piece Driveshaft | S | 1 | 5-178X* | 5-1350-1X* 5-1350X** | 15-178X |
| | Savana 2500 | V8 6.0L; 155.0in WB; 2 Piece Driveshaft | S | 1 | 5-178X* | 5-1350-1X* 5-1350X** | 15-178X |
| | Savana 2500 | 155.0in WB; 2 Piece Driveshaft | S | 3 | 5-178X* | 5-1350-1X* 5-1350X** | 15-178X |
| 2006-2007 | Savana 2500 | V8 6.6L; 135.0in WB; 1 Piece Driveshaft | A | 1 | 5-178X* | 5-1350-1X* 5-1350X** | 15-178X |
| | Savana 2500 | V8 6.6L; 155.0in WB; 2 Piece Driveshaft | S | 1 | 5-178X* | 5-1350-1X* 5-1350X** | 15-178X |
| 2006-2010 | Savana 2500 | V8 4.8L; Base; 155.0in WB; 2 Piece Driveshaft | S | 2 | 5-178X* | 5-1350-1X* 5-1350X** | 15-178X |
| | Savana 2500 | V8 6.0L; Base; 155.0in WB; 2 Piece Driveshaft | S | 2 | 5-178X* | 5-1350-1X* 5-1350X** | 15-178X |
| | Savana 2500 | V8 6.6L; Base; 155.0in WB; 2 Piece Driveshaft | S | 2 | 5-178X* | 5-1350-1X* 5-1350X** | 15-178X |
| 2007 | Savana 2500 | V8 4.8L; 135.0in WB; 1 Piece Driveshaft | A | 1,2 | 5-178X* | 5-1350-1X* 5-1350X** | 15-178X |
| | Savana 2500 | V8 6.0L; 135.0in WB; 1 Piece Driveshaft | A | 1,2 | 5-178X* | 5-1350-1X* 5-1350X** | 15-178X |
| | Savana 2500 | V8 6.6L; LLY Engine; 135.0in WB; 1 Piece Driveshaft | A | 2 | 5-178X* | 5-1350-1X* 5-1350X** | 15-178X |
| | Savana 2500 | V8 6.6L; LMM Engine; 135.0in WB; 1 Piece Driveshaft | A | 2 | 5-178X* | 5-1350-1X* 5-1350X** | 15-178X |
| | Savana 2500 | V8 4.8L; 155.0in WB; 2 Piece Driveshaft | S | 1,3 | 5-178X* | 5-1350-1X* 5-1350X** | 15-178X |
| | Savana 2500 | V8 6.0L; 155.0in WB; 2 Piece Driveshaft | S | 1,3 | 5-178X* | 5-1350-1X* 5-1350X** | 15-178X |
| | Savana 2500 | V8 6.6L; LLY Engine; 155.0in WB; 2 Piece Driveshaft | S | 3 | 5-178X* | 5-1350-1X* 5-1350X** | 15-178X |
| | Savana 2500 | V8 6.6L; LMM Engine; 155.0in WB; 2 Piece Driveshaft | S | 3 | 5-178X* | 5-1350-1X* 5-1350X** | 15-178X |
| 2008-2010 | Savana 2500 | V8 4.8L; 1 Piece Driveshaft | A | 1 | 5-178X* | 5-1350-1X* 5-1350X** | 15-178X |
| | Savana 2500 | V8 6.0L; 1 Piece Driveshaft | A | 1 | 5-178X* | 5-1350-1X* 5-1350X** | 15-178X |
| | Savana 2500 | V8 6.6L; 1 Piece Driveshaft | A | 1 | 5-178X* | 5-1350-1X* 5-1350X** | 15-178X |
| | Savana 2500 | 1 Piece Driveshaft | A | 2 | 5-178X* | 5-1350-1X* 5-1350X** | 15-178X |
| | Savana 2500 | V8 4.8L; 2 Piece Driveshaft | S | 1 | 5-178X* | 5-1350-1X* 5-1350X** | 15-178X |
| | Savana 2500 | V8 6.0L; 2 Piece Driveshaft | S | 1 | 5-178X* | 5-1350-1X* 5-1350X** | 15-178X |
| | Savana 2500 | V8 6.6L; 2 Piece Driveshaft | S | 1 | 5-178X* | 5-1350-1X* 5-1350X** | 15-178X |
| | Savana 2500 | 2 Piece Driveshaft | S | 3 | 5-178X* | 5-1350-1X* 5-1350X** | 15-178X |

* GREASEABLE ** NON-GREASEABLE

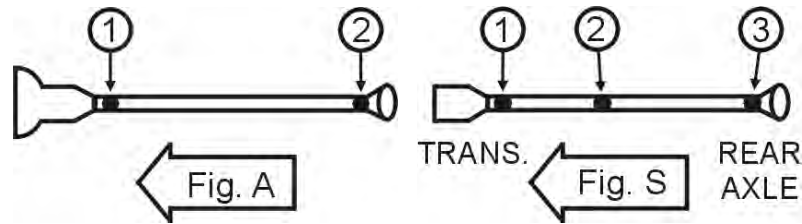
RWD

GMC (Cont'd)

| Year | Model | Description | Fig. | Location | Spicer Part # | SPL Part # | SVL Part # |
|-----------|-------------|---|------|----------|---------------|-------------------------|------------|
| 2011-2016 | Savana 2500 | V8 4.8L; 1 Piece Driveshaft | A | 1,2 | 5-160X* | 5-1410-1X* 5-1410X** | 15-160X |
| | Savana 2500 | V8 6.0L; 1 Piece Driveshaft | A | 1,2 | 5-160X* | 5-1410-1X* 5-1410X** | 15-160X |
| | Savana 2500 | V8 6.6L; 1 Piece Driveshaft | A | 1,2 | 5-188X* | SPL55-1X* SPL55X** | 15-188X |
| | Savana 2500 | V8 4.8L; 2 Piece Driveshaft | S | 1,3 | 5-160X* | 5-1410-1X* 5-1410X** | 15-160X |
| | Savana 2500 | V8 6.0L; 2 Piece Driveshaft | S | 1,3 | 5-160X* | 5-1410-1X* 5-1410X** | 15-160X |
| | Savana 2500 | V8 6.6L; 2 Piece Driveshaft | S | 1,3 | 5-188X* | SPL55-1X* SPL55X** | 15-188X |
| | Savana 2500 | V8 4.8L; Base; 155.0in WB; 2 Piece Driveshaft | S | 2 | 5-160X* | 5-1410-1X* 5-1410X** | 15-160X |
| | Savana 2500 | V8 6.0L; Base; 155.0in WB; 2 Piece Driveshaft | S | 2 | 5-160X* | 5-1410-1X* 5-1410X** | 15-160X |
| | Savana 2500 | V8 6.6L; Base; 155.0in WB; 2 Piece Driveshaft | S | 2 | 5-188X* | SPL55-1X* SPL55X** | 15-188X |
| 1996-1999 | Savana 3500 | 1 Piece Driveshaft; w/ Aluminum Yoke | A | 1,2 | | 5-3615X | |
| | Savana 3500 | 1 Piece Driveshaft; w/ Steel Yoke | A | 1,2 | 5-178X* | 5-1350-1X* 5-1350X** | 15-178X |
| | Savana 3500 | 2 Piece Driveshaft; w/ Aluminum Yoke | S | 1,2,3 | | 5-3615X | |
| | Savana 3500 | 2 Piece Driveshaft; w/ Steel Yoke | S | 1,2,3 | 5-178X* | 5-1350-1X* 5-1350X** | 15-178X |
| 2000 | Savana 3500 | V8 5.7L; 135.0in WB; 1 Piece Driveshaft | A | 1,2 | 5-178X* | 5-1350-1X* 5-1350X** | 15-178X |
| | Savana 3500 | V8 6.5L; 135.0in WB; 1 Piece Driveshaft | A | 1,2 | 5-178X* | 5-1350-1X* 5-1350X** | 15-178X |
| | Savana 3500 | V8 7.4L; 135.0in WB; 1 Piece Driveshaft | A | 1,2 | 5-178X* | 5-1350-1X* 5-1350X** | 15-178X |
| | Savana 3500 | V8 7.4L; 139.0in WB; 2 Piece Driveshaft; Dual Rear Wheels | S | 1,2,3 | 5-160X* | 5-1410-1X* 5-1410X** | 15-160X |
| | Savana 3500 | V8 7.4L; 139.0in WB; 2 Piece Driveshaft; Single Rear Wheels | S | 1,2,3 | 5-178X* | 5-1350-1X* 5-1350X** | 15-178X |
| | Savana 3500 | V8 7.4L; 155.0in WB; 2 Piece Driveshaft; Dual Rear Wheels | S | 1,2,3 | 5-160X* | 5-1410-1X* 5-1410X** | 15-160X |
| | Savana 3500 | V8 7.4L; 155.0in WB; 2 Piece Driveshaft; Single Rear Wheels | S | 1,2,3 | 5-178X* | 5-1350-1X* 5-1350X** | 15-178X |
| | Savana 3500 | V8 7.4L; 159.0in WB; 2 Piece Driveshaft; Dual Rear Wheels | S | 1,2,3 | 5-160X* | 5-1410-1X* 5-1410X** | 15-160X |
| | Savana 3500 | V8 7.4L; 159.0in WB; 2 Piece Driveshaft; Single Rear Wheels | S | 1,2,3 | 5-178X* | 5-1350-1X* 5-1350X** | 15-178X |
| | Savana 3500 | V8 7.4L; 177.0in WB; 2 Piece Driveshaft; Dual Rear Wheels | S | 1,2,3 | 5-160X* | 5-1410-1X* 5-1410X** | 15-160X |
| | Savana 3500 | V8 7.4L; 177.0in WB; 2 Piece Driveshaft; Single Rear Wheels | S | 1,2,3 | 5-178X* | 5-1350-1X* 5-1350X** | 15-178X |
| 2000-2002 | Savana 3500 | V8 5.7L; 139.0in WB; 2 Piece Driveshaft | S | 1,2,3 | 5-178X* | 5-1350-1X* 5-1350X** | 15-178X |
| | Savana 3500 | V8 5.7L; 155.0in WB; 2 Piece Driveshaft | S | 1,2,3 | 5-178X* | 5-1350-1X* 5-1350X** | 15-178X |
| | Savana 3500 | V8 5.7L; 159.0in WB; 2 Piece Driveshaft | S | 1,2,3 | 5-178X* | 5-1350-1X* 5-1350X** | 15-178X |
| | Savana 3500 | V8 5.7L; 177.0in WB; 2 Piece Driveshaft | S | 1,2,3 | 5-178X* | 5-1350-1X* 5-1350X** | 15-178X |
| | Savana 3500 | V8 6.5L; 139.0in WB; 2 Piece Driveshaft | S | 1,2,3 | 5-178X* | 5-1350-1X* 5-1350X** | 15-178X |
| | Savana 3500 | V8 6.5L; 155.0in WB; 2 Piece Driveshaft | S | 1,2,3 | 5-178X* | 5-1350-1X* 5-1350X** | 15-178X |
| | Savana 3500 | V8 6.5L; 159.0in WB; 2 Piece Driveshaft | S | 1,2,3 | 5-178X* | 5-1350-1X* 5-1350X** | 15-178X |
| | Savana 3500 | V8 6.5L; 177.0in WB; 2 Piece Driveshaft | S | 1,2,3 | 5-178X* | 5-1350-1X* 5-1350X** | 15-178X |
| 2001-2002 | Savana 3500 | V8 8.1L; 139.0in WB; 2 Piece Driveshaft; Dual Rear Wheels | S | 1,2,3 | 5-160X* | 5-1410-1X* 5-1410X** | 15-160X |

* GREASEABLE ** NON-GREASEABLE

RWD



GMC (Cont'd)

| Year | Model | Description | Fig. | Location | Spicer Part # | SPL Part # | SVL Part # |
|-----------|-------------|---|------|----------|---------------|-------------------------|------------|
| 2001-2002 | Savana 3500 | V8 8.1L; 139.0in WB; 2 Piece Driveshaft; Single Rear Wheels | S | 1,2,3 | 5-178X* | 5-1350-1X* 5-1350X** | 15-178X |
| | Savana 3500 | V8 8.1L; 155.0in WB; 2 Piece Driveshaft; Dual Rear Wheels | S | 1,2,3 | 5-160X* | 5-1410-1X* 5-1410X** | 15-160X |
| | Savana 3500 | V8 8.1L; 155.0in WB; 2 Piece Driveshaft; Single Rear Wheels | S | 1,2,3 | 5-178X* | 5-1350-1X* 5-1350X** | 15-178X |
| | Savana 3500 | V8 8.1L; 159.0in WB; 2 Piece Driveshaft; Dual Rear Wheels | S | 1,2,3 | 5-160X* | 5-1410-1X* 5-1410X** | 15-160X |
| | Savana 3500 | V8 8.1L; 159.0in WB; 2 Piece Driveshaft; Single Rear Wheels | S | 1,2,3 | 5-178X* | 5-1350-1X* 5-1350X** | 15-178X |
| | Savana 3500 | V8 8.1L; 177.0in WB; 2 Piece Driveshaft; Dual Rear Wheels | S | 1,2,3 | 5-160X* | 5-1410-1X* 5-1410X** | 15-160X |
| | Savana 3500 | V8 8.1L; 177.0in WB; 2 Piece Driveshaft; Single Rear Wheels | S | 1,2,3 | 5-178X* | 5-1350-1X* 5-1350X** | 15-178X |
| 2002 | Savana 3500 | V8 5.7L; Bi-Fuel; 135.0in WB; 1 Piece Driveshaft | A | 1 | 5-178X* | 5-1350-1X* 5-1350X** | 15-178X |
| | Savana 3500 | V8 5.7L; Gas; 135.0in WB; 1 Piece Driveshaft | A | 1 | 5-178X* | 5-1350-1X* 5-1350X** | 15-178X |
| | Savana 3500 | V8 6.5L; 135.0in WB; 1 Piece Driveshaft | A | 1 | 5-178X* | 5-1350-1X* 5-1350X** | 15-178X |
| | Savana 3500 | V8 8.1L; 135.0in WB; 1 Piece Driveshaft | A | 1 | 5-178X* | 5-1350-1X* 5-1350X** | 15-178X |
| 2002-2003 | Savana 3500 | 135.0in WB; 1 Piece Driveshaft | A | 2 | 5-178X* | 5-1350-1X* 5-1350X** | 15-178X |
| 2003 | Savana 3500 | V8 6.0L; 135.0in WB; 1 Piece Driveshaft | A | 1 | 5-178X* | 5-1350-1X* 5-1350X** | 15-178X |
| | Savana 3500 | V8 6.0L; CNG; 139.0in WB; 1 Piece Driveshaft | A | 1,2 | 5-160X* | 5-1410-1X* 5-1410X** | 15-160X |
| 2003-2004 | Savana 3500 | V8 6.0L; Gas; 139.0in WB; 1 Piece Driveshaft | A | 1,2 | 5-160X* | 5-1410-1X* 5-1410X** | 15-160X |
| | Savana 3500 | V8 6.0L; CNG; 159.0in WB; 2 Piece Driveshaft | S | 1 | 5-178X* | 5-1350-1X* 5-1350X** | 15-178X |
| 2003-2005 | Savana 3500 | V8 6.0L; CNG; 177.0in WB; 2 Piece Driveshaft | S | 1 | 5-178X* | 5-1350-1X* 5-1350X** | 15-178X |
| | Savana 3500 | V8 6.0L; Gas; 159.0in WB; 2 Piece Driveshaft | S | 1 | 5-178X* | 5-1350-1X* 5-1350X** | 15-178X |
| | Savana 3500 | V8 6.0L; Gas; 177.0in WB; 2 Piece Driveshaft | S | 1 | 5-178X* | 5-1350-1X* 5-1350X** | 15-178X |
| | Savana 3500 | V8 6.0L; CNG; 155.0in WB; 2 Piece Driveshaft | S | 1,2,3 | 5-178X* | 5-1350-1X* 5-1350X** | 15-178X |
| | Savana 3500 | V8 6.0L; Gas; 155.0in WB; 2 Piece Driveshaft | S | 1,2,3 | 5-178X* | 5-1350-1X* 5-1350X** | 15-178X |
| | Savana 3500 | V8 6.0L; 177.0in WB; 2 Piece Driveshaft | S | 2,3 | 5-160X* | 5-1410-1X* 5-1410X** | 15-160X |
| 2003-2009 | Savana 3500 | V8 6.0L; 159.0in WB; 2 Piece Driveshaft | S | 2,3 | 5-160X* | 5-1410-1X* 5-1410X** | 15-160X |
| 2004 | Savana 3500 | V8 4.8L; 139.0in WB; 1 Piece Driveshaft | A | 1,2 | 5-160X* | 5-1410-1X* 5-1410X** | 15-160X |
| 2004-2006 | Savana 3500 | V8 4.8L; 177.0in WB; 2 Piece Driveshaft | S | 1 | 5-178X* | 5-1350-1X* 5-1350X** | 15-178X |
| | Savana 3500 | V8 4.8L; 177.0in WB; 2 Piece Driveshaft | S | 2,3 | 5-160X* | 5-1410-1X* 5-1410X** | 15-160X |
| 2004-2010 | Savana 3500 | V8 4.8L; 159.0in WB; 2 Piece Driveshaft | S | 1 | 5-178X* | 5-1350-1X* 5-1350X** | 15-178X |

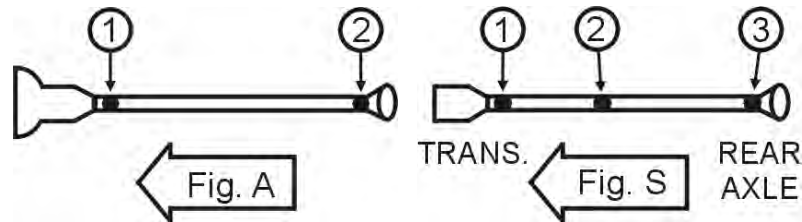
* GREASEABLE ** NON-GREASEABLE

RWD

GMC (Cont'd)

| Year | Model | Description | Fig. | Location | Spicer Part # | SPL Part # | SVL Part # |
|-----------|-------------|---|------|----------|---------------|-------------------------|------------|
| 2004-2010 | Savana 3500 | V8 4.8L; 155.0in WB; 2 Piece Driveshaft | S | 1,2,3 | 5-178X* | 5-1350-1X* 5-1350X** | 15-178X |
| | Savana 3500 | V8 4.8L; 159.0in WB; 2 Piece Driveshaft | S | 2,3 | 5-160X* | 5-1410-1X* 5-1410X** | 15-160X |
| 2005-2007 | Savana 3500 | V8 4.8L; 139.0in WB; 1 Piece Driveshaft; Dual Rear Wheels | A | 1,2 | 5-160X* | 5-1410-1X* 5-1410X** | 15-160X |
| 2005-2009 | Savana 3500 | V8 6.0L; 139.0in WB; 1 Piece Driveshaft; Dual Rear Wheels | A | 1,2 | 5-160X* | 5-1410-1X* 5-1410X** | 15-160X |
| | Savana 3500 | V8 6.0L; 139.0in WB; 1 Piece Driveshaft; Single Rear Wheels | A | 1,2 | 5-178X* | 5-1350-1X* 5-1350X** | 15-178X |
| 2005-2010 | Savana 3500 | V8 4.8L; 139.0in WB; 1 Piece Driveshaft; Single Rear Wheels | A | 1,2 | 5-178X* | 5-1350-1X* 5-1350X** | 15-178X |
| 2006 | Savana 3500 | V8 6.0L; 177.0in WB; 2 Piece Driveshaft | S | 1 | 5-178X* | 5-1350-1X* 5-1350X** | 15-178X |
| | Savana 3500 | V8 6.6L; 177.0in WB; 2 Piece Driveshaft | S | 1 | 5-178X* | 5-1350-1X* 5-1350X** | 15-178X |
| | Savana 3500 | V8 6.6L; 177.0in WB; 2 Piece Driveshaft | S | 2,3 | 5-160X* | 5-1410-1X* 5-1410X** | 15-160X |
| 2006-2009 | Savana 3500 | V8 6.0L; 159.0in WB; 2 Piece Driveshaft | S | 1 | 5-178X* | 5-1350-1X* 5-1350X** | 15-178X |
| | Savana 3500 | V8 6.0L; 155.0in WB; 2 Piece Driveshaft | S | 1,2,3 | 5-178X* | 5-1350-1X* 5-1350X** | 15-178X |
| 2006-2010 | Savana 3500 | V8 6.6L; 139.0in WB; 1 Piece Driveshaft; Dual Rear Wheels | A | 1,2 | 5-160X* | 5-1410-1X* 5-1410X** | 15-160X |
| | Savana 3500 | V8 6.6L; 139.0in WB; 1 Piece Driveshaft; Single Rear Wheels | A | 1,2 | 5-178X* | 5-1350-1X* 5-1350X** | 15-178X |
| 2007 | Savana 3500 | V8 6.0L; 135.0in WB; 1 Piece Driveshaft | A | 1,2 | 5-178X* | 5-1350-1X* 5-1350X** | 15-178X |
| | Savana 3500 | V8 6.6L; LLY Engine; 135.0in WB; 1 Piece Driveshaft | A | 1,2 | 5-178X* | 5-1350-1X* 5-1350X** | 15-178X |
| | Savana 3500 | V8 6.6L; LMM Engine; 135.0in WB; 1 Piece Driveshaft | A | 1,2 | 5-178X* | 5-1350-1X* 5-1350X** | 15-178X |
| | Savana 3500 | V8 6.6L; LLY Engine; 159.0in WB; 2 Piece Driveshaft | S | 1 | 5-178X* | 5-1350-1X* 5-1350X** | 15-178X |
| | Savana 3500 | V8 6.6L; LMM Engine; 159.0in WB; 2 Piece Driveshaft | S | 1 | 5-178X* | 5-1350-1X* 5-1350X** | 15-178X |
| | Savana 3500 | V8 6.6L; LLY Engine; 155.0in WB; 2 Piece Driveshaft | S | 1,2,3 | 5-178X* | 5-1350-1X* 5-1350X** | 15-178X |
| | Savana 3500 | V8 6.6L; LMM Engine; 155.0in WB; 2 Piece Driveshaft | S | 1,2,3 | 5-178X* | 5-1350-1X* 5-1350X** | 15-178X |
| | Savana 3500 | V8 6.6L; LLY Engine; 159.0in WB; 2 Piece Driveshaft | S | 2,3 | 5-160X* | 5-1410-1X* 5-1410X** | 15-160X |
| | Savana 3500 | V8 6.6L; LMM Engine; 159.0in WB; 2 Piece Driveshaft | S | 2,3 | 5-160X* | 5-1410-1X* 5-1410X** | 15-160X |
| 2008 | Savana 3500 | V8 4.8L; 139.0in WB; 1 Piece Driveshaft; Dual Rear Wheels | A | 1,2 | 5-178X* | 5-1350-1X* 5-1350X** | 15-178X |
| 2008-2009 | Savana 3500 | 135.0in WB; 1 Piece Driveshaft | A | 1,2 | 5-178X* | 5-1350-1X* 5-1350X** | 15-178X |
| 2008-2010 | Savana 3500 | V8 6.6L; 159.0in WB; 2 Piece Driveshaft | S | 1 | 5-178X* | 5-1350-1X* 5-1350X** | 15-178X |
| | Savana 3500 | V8 6.6L; 155.0in WB; 2 Piece Driveshaft | S | 1,2,3 | 5-178X* | 5-1350-1X* 5-1350X** | 15-178X |
| | Savana 3500 | V8 6.6L; 159.0in WB; 2 Piece Driveshaft | S | 2,3 | 5-160X* | 5-1410-1X* 5-1410X** | 15-160X |
| 2009-2010 | Savana 3500 | V8 4.8L; 139.0in WB; 1 Piece Driveshaft; Dual Rear Wheels | A | 1,2 | 5-160X* | 5-1410-1X* 5-1410X** | 15-160X |
| 2010 | Savana 3500 | V8 4.8L; 135.0in WB; 1 Piece Driveshaft | A | 1,2 | 5-178X* | 5-1350-1X* 5-1350X** | 15-178X |
| | Savana 3500 | V8 6.0L; 135.0in WB; 1 Piece Driveshaft | A | 1,2 | 5-160X* | 5-1410-1X* 5-1410X** | 15-160X |
| | Savana 3500 | V8 6.0L; 139.0in WB; 1 Piece Driveshaft; Dual Rear Wheels | A | 1,2 | 5-188X* | SPL55-1X* SPL55X** | 15-188X |
| | Savana 3500 | V8 6.0L; 139.0in WB; 1 Piece Driveshaft; Single Rear Wheels | A | 1,2 | 5-160X* | 5-1410-1X* 5-1410X** | 15-160X |

* GREASEABLE ** NON-GREASEABLE



GMC (Cont'd)

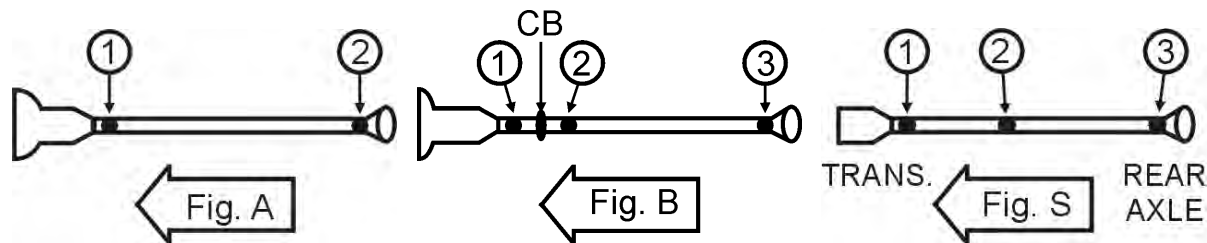
| Year | Model | Description | Fig. | Location | Spicer Part # | SPL Part # | SVL Part # |
|-----------|-------------|---|------|----------|---------------|-------------------------|------------|
| 2010 | Savana 3500 | V8 6.6L; 135.0in WB; 1 Piece Driveshaft | A | 1,2 | 5-178X* | 5-1350-1X* 5-1350X** | 15-178X |
| | Savana 3500 | V8 6.0L; 159.0in WB; 2 Piece Driveshaft | S | 1 | 5-160X* | 5-1410-1X* 5-1410X** | 15-160X |
| | Savana 3500 | V8 6.0L; 155.0in WB; 2 Piece Driveshaft | S | 1,2,3 | 5-160X* | 5-1410-1X* 5-1410X** | 15-160X |
| 2010-2016 | Savana 3500 | V8 6.0L; 159.0in WB; 2 Piece Driveshaft | S | 2,3 | 5-188X* | SPL55-1X* SPL55X** | 15-188X |
| 2011 | Savana 3500 | 135.0in WB; 1 Piece Driveshaft | A | 2 | 5-188X* | SPL55-1X* SPL55X** | 15-188X |
| | Savana 3500 | 135.0in WB; 2 Piece Driveshaft | S | 1 | 5-188X* | SPL55-1X* SPL55X** | 15-188X |
| 2011-2016 | Savana 3500 | V8 4.8L; 155.0in WB; 1 Piece Driveshaft | A | 1 | 5-160X* | 5-1410-1X* 5-1410X** | 15-160X |
| | Savana 3500 | V8 4.8L; 159.0in WB; 1 Piece Driveshaft | A | 1 | 5-188X* | SPL55-1X* SPL55X** | 15-188X |
| | Savana 3500 | V8 4.8L; 177.0in WB; 1 Piece Driveshaft | A | 1 | 5-188X* | SPL55-1X* SPL55X** | 15-188X |
| | Savana 3500 | V8 6.0L; 155.0in WB; 1 Piece Driveshaft | A | 1 | 5-160X* | 5-1410-1X* 5-1410X** | 15-160X |
| | Savana 3500 | V8 6.0L; 159.0in WB; 1 Piece Driveshaft | A | 1 | 5-188X* | SPL55-1X* SPL55X** | 15-188X |
| | Savana 3500 | V8 6.0L; 177.0in WB; 1 Piece Driveshaft | A | 1 | 5-188X* | SPL55-1X* SPL55X** | 15-188X |
| | Savana 3500 | V8 6.6L; 155.0in WB; 1 Piece Driveshaft | A | 1 | 5-188X* | SPL55-1X* SPL55X** | 15-188X |
| | Savana 3500 | V8 6.6L; 159.0in WB; 1 Piece Driveshaft | A | 1 | 5-188X* | SPL55-1X* SPL55X** | 15-188X |
| | Savana 3500 | V8 6.6L; 177.0in WB; 1 Piece Driveshaft | A | 1 | 5-188X* | SPL55-1X* SPL55X** | 15-188X |
| | Savana 3500 | V8 4.8L; 139.0in WB; 1 Piece Driveshaft | A | 2 | 5-188X* | SPL55-1X* SPL55X** | 15-188X |
| | Savana 3500 | V8 6.0L; 139.0in WB; 1 Piece Driveshaft | A | 2 | 5-188X* | SPL55-1X* SPL55X** | 15-188X |
| | Savana 3500 | V8 6.6L; 139.0in WB; 1 Piece Driveshaft | A | 2 | 5-188X* | SPL55-1X* SPL55X** | 15-188X |
| | Savana 3500 | V8 4.8L; 139.0in WB; 2 Piece Driveshaft | S | 1 | 5-188X* | SPL55-1X* SPL55X** | 15-188X |
| | Savana 3500 | V8 6.0L; 139.0in WB; 2 Piece Driveshaft | S | 1 | 5-188X* | SPL55-1X* SPL55X** | 15-188X |
| | Savana 3500 | V8 6.6L; 139.0in WB; 2 Piece Driveshaft | S | 1 | 5-188X* | SPL55-1X* SPL55X** | 15-188X |
| | Savana 3500 | V8 4.8L; 155.0in WB; 2 Piece Driveshaft | S | 2,3 | 5-160X* | 5-1410-1X* 5-1410X** | 15-160X |
| | Savana 3500 | V8 4.8L; 159.0in WB; 2 Piece Driveshaft | S | 2,3 | 5-188X* | SPL55-1X* SPL55X** | 15-188X |
| | Savana 3500 | V8 4.8L; 177.0in WB; 2 Piece Driveshaft | S | 2,3 | 5-188X* | SPL55-1X* SPL55X** | 15-188X |
| | Savana 3500 | V8 6.0L; 155.0in WB; 2 Piece Driveshaft | S | 2,3 | 5-160X* | 5-1410-1X* 5-1410X** | 15-160X |
| | Savana 3500 | V8 6.0L; 177.0in WB; 2 Piece Driveshaft | S | 2,3 | 5-188X* | SPL55-1X* SPL55X** | 15-188X |
| | Savana 3500 | V8 6.6L; 155.0in WB; 2 Piece Driveshaft | S | 2,3 | 5-188X* | SPL55-1X* SPL55X** | 15-188X |

* GREASEABLE ** NON-GREASEABLE

GMC (Cont'd)

| Year | Model | Description | Fig. | Location | Spicer Part # | SPL Part # | SVL Part # |
|-----------|-------------|--|------|----------|---------------|-------------------------|------------|
| 2011-2016 | Savana 3500 | V8 6.6L; 159.0in WB; 2 Piece Driveshaft | S | 2,3 | 5-188X* | SPL55-1X* SPL55X** | 15-188X |
| | Savana 3500 | V8 6.6L; 177.0in WB; 2 Piece Driveshaft | S | 2,3 | 5-188X* | SPL55-1X* SPL55X** | 15-188X |
| 2012-2016 | Savana 3500 | V8 4.8L; 135.0in WB; 1 Piece Driveshaft | A | 2 | 5-188X* | SPL55-1X* SPL55X** | 15-188X |
| | Savana 3500 | V8 6.0L; 135.0in WB; 1 Piece Driveshaft | A | 2 | 5-188X* | SPL55-1X* SPL55X** | 15-188X |
| | Savana 3500 | V8 6.6L; 135.0in WB; 1 Piece Driveshaft | A | 2 | 5-188X* | SPL55-1X* SPL55X** | 15-188X |
| | Savana 3500 | V8 4.8L; 135.0in WB; 2 Piece Driveshaft | S | 1 | 5-188X* | SPL55-1X* SPL55X** | 15-188X |
| | Savana 3500 | V8 6.0L; 135.0in WB; 2 Piece Driveshaft | S | 1 | 5-188X* | SPL55-1X* SPL55X** | 15-188X |
| | Savana 3500 | V8 6.6L; 135.0in WB; 2 Piece Driveshaft | S | 1 | 5-188X* | SPL55-1X* SPL55X** | 15-188X |
| | Savana 3500 | V8 6.6L; 135.0in WB; 2 Piece Driveshaft | S | 1 | 5-188X* | SPL55-1X* SPL55X** | 15-188X |
| 2009-2016 | Savana 4500 | 1 Piece Driveshaft | A | 1 | 5-188X* | SPL55-1X* SPL55X** | 15-188X |
| | Savana 4500 | 2 Piece Driveshaft | S | 2,3 | 5-188X* | SPL55-1X* SPL55X** | 15-188X |
| 1999-2000 | Sierra 1500 | Extended Cab; 78.0" Bed; 1 Piece Driveshaft | A | 1 | 5-213X* | 5-1330-1X* 5-1330X** | 15-213X |
| | Sierra 1500 | Standard Cab; 96.0" Bed; 1 Piece Driveshaft | A | 1 | 5-213X* | 5-1330-1X* 5-1330X** | 15-213X |
| | Sierra 1500 | Standard Cab; 78.0" Bed; 1 Piece Driveshaft | A | 1,2 | 5-3147X* | 5-795X** | 15-3147X |
| | Sierra 1500 | Extended Cab; 78.0" Bed; 1 Piece Driveshaft | A | 2 | 5-212X* | 5-793X** | |
| | Sierra 1500 | Standard Cab; 96.0" Bed; 1 Piece Driveshaft | A | 2 | 5-212X* | 5-793X** | |
| 2001-2003 | Sierra 1500 | Standard Cab; 96.0" Bed; 1 Piece Driveshaft; 1.062" Cup Dia.; w/ Aluminum Yoke | A | 1 | | 5-3614X | |
| | Sierra 1500 | Standard Cab; 96.0" Bed; 1 Piece Driveshaft; 1.062" Cup Dia.; w/ Steel Yoke | A | 1 | 5-213X* | 5-1330-1X* 5-1330X** | 15-213X |
| | Sierra 1500 | Standard Cab; 96.0" Bed; 1 Piece Driveshaft; w/ Inside & Outside Snap Rings | A | 2 | 5-212X* | 5-793X** | |
| 2001-2004 | Sierra 1500 | Standard Cab; 78.0" Bed; 1 Piece Driveshaft; 1.125" Cup Dia. | A | 1 | 5-3147X* | 5-795X** | 15-3147X |
| | Sierra 1500 | Standard Cab; 78.0" Bed; 1 Piece Driveshaft; w/ Inside Snap Rings | A | 2 | 5-3147X* | 5-795X** | 15-3147X |
| 2002-2004 | Sierra 1500 | Extended Cab; Standard Trans; 2 Piece Driveshaft; w/o Quadrasteer | B | 1,2 | 5-213X* | 5-1330-1X* 5-1330X** | 15-213X |
| | Sierra 1500 | Extended Cab; 2 Piece Driveshaft; w/ Quadrasteer | B | 1,2,3 | 5-3147X* | 5-795X** | 15-3147X |
| | Sierra 1500 | Extended Cab; Auto Trans; 2 Piece Driveshaft; w/o Quadrasteer | B | 1,2,3 | 5-3147X* | 5-795X** | 15-3147X |
| | Sierra 1500 | Extended Cab; Standard Trans; 2 Piece Driveshaft; w/o Quadrasteer | B | 3 | 5-212X* | 5-793X** | |
| 2004 | Sierra 1500 | Crew Cab; Standard Cab; 96.0" Bed; 1 Piece Driveshaft; 1.062" Cup Dia.; w/ Aluminum Yoke | A | 1 | | 5-3614X | |
| | Sierra 1500 | Crew Cab; Standard Cab; 96.0" Bed; 1 Piece Driveshaft; 1.062" Cup Dia.; w/ Steel Yoke | A | 1 | 5-213X* | 5-1330-1X* 5-1330X** | 15-213X |
| | Sierra 1500 | Crew Cab; Standard Cab; 96.0" Bed; 1 Piece Driveshaft; w/ Inside & Outside Snap Rings | A | 2 | 5-212X* | 5-793X** | |
| 2005 | Sierra 1500 | Crew Cab; Standard Cab; 1 Piece Driveshaft; 1.062" Cup Dia.; w/ Aluminum Yoke | A | 1 | | 5-3614X | |
| | Sierra 1500 | Crew Cab; Standard Cab; 1 Piece Driveshaft; 1.062" Cup Dia.; w/ Steel Yoke | A | 1 | 5-213X* | 5-1330-1X* 5-1330X** | 15-213X |
| | Sierra 1500 | Crew Cab; Standard Cab; 1 Piece Driveshaft; w/ Inside & Outside Snap Rings | A | 2 | 5-212X* | 5-793X** | |
| | Sierra 1500 | Extended Cab; Standard Trans; 2 Piece Driveshaft; w/ Aluminum Yoke | B | 1,2 | | 5-3614X | |
| | Sierra 1500 | Extended Cab; Standard Trans; 2 Piece Driveshaft; w/ Steel Yoke | B | 1,2 | 5-213X* | 5-1330-1X* 5-1330X** | 15-213X |
| | Sierra 1500 | Extended Cab; Auto Trans; 2 Piece Driveshaft | B | 1,2,3 | 5-3147X* | 5-795X** | 15-3147X |

* GREASEABLE ** NON-GREASEABLE



GMC (Cont'd)

| Year | Model | Description | Fig. | Location | Spicer Part # | SPL Part # | SVL Part # |
|-------------|--|--|------|----------|---------------|-------------------------|------------|
| 2005 | Sierra 1500 | Extended Cab; Standard Trans; 2 Piece Driveshaft | B | 3 | 5-212X* | 5-793X** | |
| 2005-2006 | Sierra 1500 | Standard Cab; 1 Piece Driveshaft; 1.125" Cup Dia. | A | 1 | 5-3147X* | 5-795X** | 15-3147X |
| | Sierra 1500 | Standard Cab; 1 Piece Driveshaft; w/ Inside Snap Rings | A | 2 | 5-3147X* | 5-795X** | 15-3147X |
| 2006 | Sierra 1500 | Crew Cab; 1 Piece Driveshaft; 1.188" Cup Dia.; w/ Quadrasteer; w/ Aluminum Yoke | A | 1 | | 5-3615X | |
| | Sierra 1500 | Crew Cab; 1 Piece Driveshaft; 1.188" Cup Dia.; w/ Quadrasteer; w/ Steel Yoke | A | 1 | 5-178X* | 5-1350-1X* 5-1350X** | 15-178X |
| | Sierra 1500 | Crew Cab; Standard Cab; 1 Piece Driveshaft; 1.062" Cup Dia.; w/o Quadrasteer; w/ Aluminum Yoke | A | 1 | | 5-3614X | |
| | Sierra 1500 | Crew Cab; Standard Cab; 1 Piece Driveshaft; 1.062" Cup Dia.; w/o Quadrasteer; w/ Steel Yoke | A | 1 | 5-213X* | 5-1330-1X* 5-1330X** | 15-213X |
| | Sierra 1500 | Crew Cab; 1 Piece Driveshaft; w/ Outside Snap Rings; w/ Quadrasteer; w/ Aluminum Yoke | A | 2 | | 5-3615X | |
| | Sierra 1500 | Crew Cab; 1 Piece Driveshaft; w/ Outside Snap Rings; w/ Quadrasteer; w/ Steel Yoke | A | 2 | 5-178X* | 5-1350-1X* 5-1350X** | 15-178X |
| | Sierra 1500 | Crew Cab; Standard Cab; 1 Piece Driveshaft; w/ Inside & Outside Snap Rings; w/o Quadrasteer | A | 2 | 5-212X* | 5-793X** | |
| | Sierra 1500 | Extended Cab; 2 Piece Driveshaft; 1.062" Cup Dia.; w/ Aluminum Yoke | B | 1 | | 5-3614X | |
| | Sierra 1500 | Extended Cab; 2 Piece Driveshaft; 1.062" Cup Dia.; w/ Steel Yoke | B | 1 | 5-213X* | 5-1330-1X* 5-1330X** | 15-213X |
| | Sierra 1500 | Extended Cab; 2 Piece Driveshaft; 1.125" Cup Dia. | B | 1 | 5-3147X* | 5-795X** | 15-3147X |
| | Sierra 1500 | Extended Cab; 2 Piece Driveshaft; 1.062" Cup Dia.; w/ Aluminum Yoke | B | 2 | 5-212X* | 5-793X** | |
| | Sierra 1500 | Extended Cab; 2 Piece Driveshaft; 1.062" Cup Dia.; w/ Steel Yoke | B | 2 | 5-212X* | 5-793X** | |
| | Sierra 1500 | Extended Cab; 2 Piece Driveshaft; 1.125" Cup Dia. | B | 2 | 5-178X* | 5-1350-1X* 5-1350X** | 15-178X |
| | Sierra 1500 | Extended Cab; 1 Piece Driveshaft; w/ Inside & Outside Snap Rings | B | 3 | 5-212X* | 5-793X** | |
| Sierra 1500 | Extended Cab; 1 Piece Driveshaft; w/ Inside Snap Rings | B | 3 | 5-3147X* | 5-795X** | 15-3147X | |
| 2007-2013 | Sierra 1500 | 1 Piece Driveshaft | A | 1,2 | 5-178X* | 5-1350-1X* 5-1350X** | 15-178X |
| | Sierra 1500 | 2 Piece Driveshaft | S | 1,2,3 | 5-178X* | 5-1350-1X* 5-1350X** | 15-178X |
| 2014-2016 | Sierra 1500 | V6 4.3L; 1 Piece Driveshaft | A | 1,2 | 5-3147X* | 5-795X** | 15-3147X |
| | Sierra 1500 | V8 5.3L; 1 Piece Driveshaft | A | 1,2 | 5-160X* | 5-1410-1X* 5-1410X** | 15-160X |
| | Sierra 1500 | V8 6.2L; 1 Piece Driveshaft | A | 1,2 | 5-160X* | 5-1410-1X* 5-1410X** | 15-160X |
| 2007 | Sierra 1500 Classic | Crew Cab; 1 Piece Driveshaft; w/ Aluminum Yoke | A | 1 | | 5-3614X | |
| | Sierra 1500 Classic | Crew Cab; 1 Piece Driveshaft; w/ Steel Yoke | A | 1 | 5-213X* | 5-1330-1X* 5-1330X** | 15-213X |

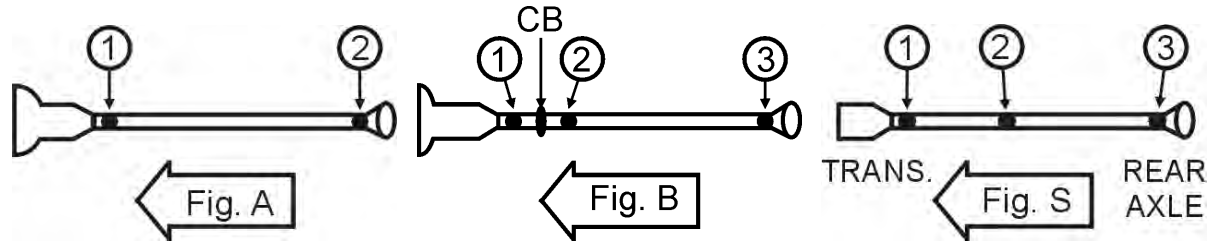
* GREASEABLE ** NON-GREASEABLE

R
W
D

GMC (Cont'd)

| Year | Model | Description | Fig. | Location | Spicer Part # | SPL Part # | SVL Part # |
|-----------|------------------------|--|------|----------|---------------|-------------------------|------------|
| 2007 | Sierra 1500 Classic | Standard Cab; 96.0" Bed; 1 Piece Driveshaft; w/ Aluminum Yoke | A | 1 | | 5-3614X | |
| | Sierra 1500 Classic | Standard Cab; 96.0" Bed; 1 Piece Driveshaft; w/ Steel Yoke | A | 1 | 5-213X* | 5-1330-1X* 5-1330X** | 15-213X |
| | Sierra 1500 Classic | Standard Cab; 78.0" Bed; 1 Piece Driveshaft | A | 1,2 | 5-3147X* | 5-795X** | 15-3147X |
| | Sierra 1500 Classic | Crew Cab; 1 Piece Driveshaft | A | 2 | 5-212X* | 5-793X** | |
| | Sierra 1500 Classic | Standard Cab; 96.0" Bed; 1 Piece Driveshaft | A | 2 | 5-212X* | 5-793X** | |
| | Sierra 1500 Classic | Extended Cab; Standard Trans; 2 Piece Driveshaft; w/ Aluminum Yoke | B | 1,2 | | 5-3614X | |
| | Sierra 1500 Classic | Extended Cab; Standard Trans; 2 Piece Driveshaft; w/ Steel Yoke | B | 1,2 | 5-213X* | 5-1330-1X* 5-1330X** | 15-213X |
| | Sierra 1500 Classic | Extended Cab; Auto Trans; 2 Piece Driveshaft | B | 1,2,3 | 5-3147X* | 5-795X** | 15-3147X |
| | Sierra 1500 Classic | Extended Cab; Standard Trans; 2 Piece Driveshaft | B | 3 | 5-212X* | 5-793X** | |
| 2002-2003 | Sierra 1500 HD | | B | 1,2,3 | 5-178X* | 5-1350-1X* 5-1350X** | 15-178X |
| 2005-2006 | Sierra 1500 HD | w/ Aluminum Yoke | B | 1,2,3 | | 5-3615X | |
| | Sierra 1500 HD | w/ Steel Yoke | B | 1,2,3 | 5-178X* | 5-1350-1X* 5-1350X** | 15-178X |
| 2007 | Sierra 1500 HD Classic | | B | 1,2,3 | 5-178X* | 5-1350-1X* 5-1350X** | 15-178X |
| 1999-2000 | Sierra 2500 | Auto Trans; w/ Aluminum Yoke | B | 1,2,3 | | 5-3615X | |
| | Sierra 2500 | Auto Trans; w/ Steel Yoke | B | 1,2,3 | 5-178X* | 5-1350-1X* 5-1350X** | 15-178X |
| | Sierra 2500 | Standard Trans; w/ Aluminum Yoke | B | 1,2,3 | | 5-3616X | |
| | Sierra 2500 | Standard Trans; w/ Steel Yoke | B | 1,2,3 | 5-160X* | 5-1410-1X* 5-1410X** | 15-160X |
| 2001-2004 | Sierra 2500 | w/ Aluminum Yoke | B | 1,2,3 | | 5-3615X | |
| | Sierra 2500 | w/ Steel Yoke | B | 1,2,3 | 5-178X* | 5-1350-1X* 5-1350X** | 15-178X |
| 2001-2004 | Sierra 2500 HD | Auto Trans; 8.1L | B | 1,2,3 | 5-160X* | 5-1410-1X* 5-1410X** | 15-160X |
| | Sierra 2500 HD | Crew Cab; Standard Cab; 96.0" Bed; 6.0L | B | 1,2,3 | 5-160X* | 5-1410-1X* 5-1410X** | 15-160X |
| | Sierra 2500 HD | Standard Trans; 8.1L | B | 1,2,3 | 5-188X* | SPL55-1X* SPL55X** | 15-188X |
| 2001-2006 | Sierra 2500 HD | Extended Cab; 96.0" Bed; 6.0L | B | 1,2,3 | 5-3207X** | | |
| 2005-2006 | Sierra 2500 HD | Auto Trans; 6.6L; 8.1L | B | 1,2,3 | 5-160X* | 5-1410-1X* 5-1410X** | 15-160X |
| | Sierra 2500 HD | Crew Cab; Extended Cab; Standard Cab; 78.0" Bed; 6.0L | B | 1,2,3 | 5-160X* | 5-1410-1X* 5-1410X** | 15-160X |
| | Sierra 2500 HD | Standard Trans; 6.6L; 8.1L | B | 1,2,3 | 5-188X* | SPL55-1X* SPL55X** | 15-188X |
| | Sierra 2500 HD | | | | | | |
| 2007 | Sierra 2500 HD | 6.0L; w/ AAM 1485 Series Driveshaft | S | 1,2,3 | 5-3206X | | |
| | Sierra 2500 HD | 6.0L; w/ Spicer Driveshaft | S | 1,2,3 | 5-160X* | 5-1410-1X* 5-1410X** | 15-160X |
| 2007-2010 | Sierra 2500 HD | 6.6L; w/ AAM 1485 Series Driveshaft | S | 1,2,3 | 5-3206X | | |
| | Sierra 2500 HD | 6.6L; w/ Spicer Driveshaft | S | 1,2,3 | 5-160X* | 5-1410-1X* 5-1410X** | 15-160X |
| 2008-2010 | Sierra 2500 HD | 6.0L; Exc. 133.0" WB; w/ AAM 1485 Series Driveshaft | S | 1,2,3 | 5-3206X | | |
| 2011 | Sierra 2500 HD | w/ AAM 1415 Series Driveshaft | S | 1 | 5-3207X** | | |
| | Sierra 2500 HD | w/ Spicer Driveshaft | S | 1,3 | 5-160X* | 5-1410-1X* 5-1410X** | 15-160X |
| | Sierra 2500 HD | 6.0L; w/ AAM 1415 Series Driveshaft | S | 2 | 5-3207X** | | |
| | Sierra 2500 HD | 6.6L; w/ AAM 1485 Series Driveshaft | S | 2 | 5-3206X | | |
| | Sierra 2500 HD | 6.6L; w/ Spicer Driveshaft | S | 2 | 5-160X* | 5-1410-1X* 5-1410X** | 15-160X |
| | Sierra 2500 HD | w/ AAM 1485 Series Driveshaft | S | 3 | 5-3206X | | |
| 2012-2013 | Sierra 2500 HD | | S | 1 | 5-3207X** | | |
| | Sierra 2500 HD | 6.0L | S | 2 | 5-3207X** | | |
| | Sierra 2500 HD | 6.6L | S | 2 | 5-3206X | | |

* GREASEABLE ** NON-GREASEABLE



GMC (Cont'd)

| Year | Model | Description | Fig. | Location | Spicer Part # | SPL Part # | SVL Part # |
|-----------|----------------|---|------|----------|---------------|-------------------------|------------|
| 2012-2013 | Sierra 2500 HD | | S | 3 | 5-3206X | | |
| 2014 | Sierra 2500 HD | V8 6.6L; WT; 2 Piece Driveshaft | S | 1 | 5-160X* | 5-1410-1X* 5-1410X** | 15-160X |
| | Sierra 2500 HD | V8 6.0L; WT; 133.6in WB; 2 Piece Driveshaft | S | 2 | 5-160X* | 5-1410-1X* 5-1410X** | 15-160X |
| | Sierra 2500 HD | V8 6.0L; WT; 153.7in WB; 2 Piece Driveshaft | S | 2 | 5-160X* | 5-1410-1X* 5-1410X** | 15-160X |
| | Sierra 2500 HD | V8 6.0L; WT; 167.7in WB; 2 Piece Driveshaft | S | 2 | 5-160X* | 5-1410-1X* 5-1410X** | 15-160X |
| | Sierra 2500 HD | V8 6.6L; WT; 2 Piece Driveshaft | S | 2,3 | 5-188X* | SPL55-1X* SPL55X** | 15-188X |
| | Sierra 2500 HD | V8 6.0L; WT; 153.7in WB; 2 Piece Driveshaft | S | 3 | 5-188X* | SPL55-1X* SPL55X** | 15-188X |
| | Sierra 2500 HD | V8 6.0L; WT; 167.7in WB; 2 Piece Driveshaft | S | 3 | 5-188X* | SPL55-1X* SPL55X** | 15-188X |
| 2014-2016 | Sierra 2500 HD | V8 6.6L; SLE; 2 Piece Driveshaft | S | 1 | 5-160X* | 5-1410-1X* 5-1410X** | 15-160X |
| | Sierra 2500 HD | V8 6.6L; SLT; 2 Piece Driveshaft | S | 1 | 5-160X* | 5-1410-1X* 5-1410X** | 15-160X |
| | Sierra 2500 HD | V8 6.0L; SLE; 133.6in WB; 2 Piece Driveshaft | S | 2 | 5-160X* | 5-1410-1X* 5-1410X** | 15-160X |
| | Sierra 2500 HD | V8 6.0L; SLE; 153.7in WB; 2 Piece Driveshaft | S | 2 | 5-160X* | 5-1410-1X* 5-1410X** | 15-160X |
| | Sierra 2500 HD | V8 6.0L; SLE; 167.7in WB; 2 Piece Driveshaft | S | 2 | 5-160X* | 5-1410-1X* 5-1410X** | 15-160X |
| | Sierra 2500 HD | V8 6.0L; SLT; 2 Piece Driveshaft | S | 2 | 5-160X* | 5-1410-1X* 5-1410X** | 15-160X |
| | Sierra 2500 HD | V8 6.6L; SLE; 2 Piece Driveshaft | S | 2,3 | 5-188X* | SPL55-1X* SPL55X** | 15-188X |
| | Sierra 2500 HD | V8 6.6L; SLT; 2 Piece Driveshaft | S | 2,3 | 5-188X* | SPL55-1X* SPL55X** | 15-188X |
| | Sierra 2500 HD | V8 6.0L; SLE; 153.7in WB; 2 Piece Driveshaft | S | 3 | 5-188X* | SPL55-1X* SPL55X** | 15-188X |
| | Sierra 2500 HD | V8 6.0L; SLE; 167.7in WB; 2 Piece Driveshaft | S | 3 | 5-188X* | SPL55-1X* SPL55X** | 15-188X |
| | Sierra 2500 HD | V8 6.0L; SLT; 2 Piece Driveshaft | S | 3 | 5-188X* | SPL55-1X* SPL55X** | 15-188X |
| 2015-2016 | Sierra 2500 HD | V8 6.0L; Base; 133.6in WB; 2 Piece Driveshaft | S | 2 | 5-160X* | 5-1410-1X* 5-1410X** | 15-160X |
| | Sierra 2500 HD | V8 6.0L; Base; 144.2in WB; 2 Piece Driveshaft | S | 2 | 5-160X* | 5-1410-1X* 5-1410X** | 15-160X |
| | Sierra 2500 HD | V8 6.0L; Base; 153.7in WB; 2 Piece Driveshaft | S | 2 | 5-160X* | 5-1410-1X* 5-1410X** | 15-160X |
| | Sierra 2500 HD | V8 6.0L; Base; 158.1in WB; 2 Piece Driveshaft | S | 2 | 5-160X* | 5-1410-1X* 5-1410X** | 15-160X |
| | Sierra 2500 HD | V8 6.0L; Base; 167.7in WB; 2 Piece Driveshaft | S | 2 | 5-160X* | 5-1410-1X* 5-1410X** | 15-160X |
| | Sierra 2500 HD | V8 6.0L; SLE; 144.2in WB; 2 Piece Driveshaft | S | 2 | 5-160X* | 5-1410-1X* 5-1410X** | 15-160X |
| | Sierra 2500 HD | V8 6.0L; SLE; 158.1in WB; 2 Piece Driveshaft | S | 2 | 5-160X* | 5-1410-1X* 5-1410X** | 15-160X |
| | Sierra 2500 HD | V8 6.6L; Base; 133.6in WB; 2 Piece Driveshaft | S | 2 | 5-160X* | 5-1410-1X* 5-1410X** | 15-160X |

* GREASEABLE ** NON-GREASEABLE

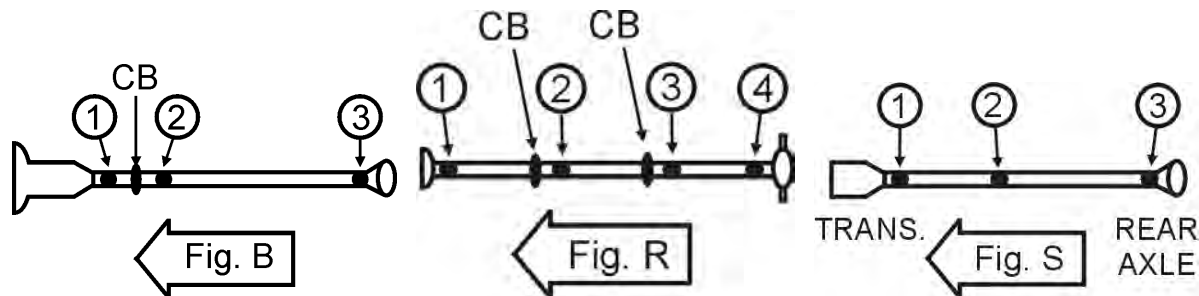
RWD

GMC (Cont'd)

| Year | Model | Description | Fig. | Location | Spicer Part # | SPL Part # | SVL Part # |
|-----------|---------------------|--|------|----------|---------------|-------------------------|------------|
| 2015-2016 | Sierra 2500 HD | V8 6.6L; Base; 144.2in WB; 2 Piece Driveshaft | S | 2 | 5-160X* | 5-1410-1X* 5-1410X** | 15-160X |
| | Sierra 2500 HD | V8 6.6L; Base; 153.7in WB; 2 Piece Driveshaft | S | 2 | 5-160X* | 5-1410-1X* 5-1410X** | 15-160X |
| | Sierra 2500 HD | V8 6.6L; Base; 158.1in WB; 2 Piece Driveshaft | S | 2 | 5-160X* | 5-1410-1X* 5-1410X** | 15-160X |
| | Sierra 2500 HD | V8 6.6L; Base; 167.7in WB; 2 Piece Driveshaft | S | 2 | 5-160X* | 5-1410-1X* 5-1410X** | 15-160X |
| | Sierra 2500 HD | V8 6.0L; Base; 144.2in WB; 2 Piece Driveshaft | S | 3 | 5-188X* | SPL55-1X* SPL55X** | 15-188X |
| | Sierra 2500 HD | V8 6.0L; Base; 153.7in WB; 2 Piece Driveshaft | S | 3 | 5-188X* | SPL55-1X* SPL55X** | 15-188X |
| | Sierra 2500 HD | V8 6.0L; Base; 158.1in WB; 2 Piece Driveshaft | S | 3 | 5-188X* | SPL55-1X* SPL55X** | 15-188X |
| | Sierra 2500 HD | V8 6.0L; Base; 167.7in WB; 2 Piece Driveshaft | S | 3 | 5-188X* | SPL55-1X* SPL55X** | 15-188X |
| | Sierra 2500 HD | V8 6.0L; SLE; 144.2in WB; 2 Piece Driveshaft | S | 3 | 5-188X* | SPL55-1X* SPL55X** | 15-188X |
| | Sierra 2500 HD | V8 6.0L; SLE; 158.1in WB; 2 Piece Driveshaft | S | 3 | 5-188X* | SPL55-1X* SPL55X** | 15-188X |
| | Sierra 2500 HD | V8 6.6L; Base; 144.2in WB; 2 Piece Driveshaft | S | 3 | 5-188X* | SPL55-1X* SPL55X** | 15-188X |
| | Sierra 2500 HD | V8 6.6L; Base; 153.7in WB; 2 Piece Driveshaft | S | 3 | 5-188X* | SPL55-1X* SPL55X** | 15-188X |
| | Sierra 2500 HD | V8 6.6L; Base; 158.1in WB; 2 Piece Driveshaft | S | 3 | 5-188X* | SPL55-1X* SPL55X** | 15-188X |
| | Sierra 2500 HD | V8 6.6L; Base; 167.7in WB; 2 Piece Driveshaft | S | 3 | 5-188X* | SPL55-1X* SPL55X** | 15-188X |
| 2001-2006 | Sierra 3500 | 2 Piece Driveshaft; w/ AAM 1415 Series Driveshaft | B | 1,2,3 | 5-3207X** | | |
| | Sierra 3500 | 2 Piece Driveshaft; w/ Spicer 1410 Series Driveshaft; w/ Aluminum Yoke | B | 1,2,3 | | 5-3616X | |
| | Sierra 3500 | 2 Piece Driveshaft; w/ Spicer 1410 Series Driveshaft; w/ Steel Yoke | B | 1,2,3 | 5-160X* | 5-1410-1X* 5-1410X** | 15-160X |
| | Sierra 3500 | 2 Piece Driveshaft; w/ Spicer 1480 Series Driveshaft | B | 1,2,3 | 5-188X* | SPL55-1X* SPL55X** | 15-188X |
| | Sierra 3500 | 3 Piece Driveshaft; w/ Spicer 1410 Series Driveshaft | R | 1,2,3,4 | 5-160X* | 5-1410-1X* 5-1410X** | 15-160X |
| 2007 | Sierra 3500 Classic | Auto Trans; 6.6L; 8.1L; w/ Aluminum Yoke | S | 1,2,3 | | 5-3616X | |
| | Sierra 3500 Classic | Auto Trans; 6.6L; 8.1L; w/ Steel Yoke | S | 1,2,3 | 5-160X* | 5-1410-1X* 5-1410X** | 15-160X |
| | Sierra 3500 Classic | Cab & Chassis; Crew Cab; Standard Cab; 6.0L; w/ Aluminum Yoke | S | 1,2,3 | | 5-3616X | |
| | Sierra 3500 Classic | Cab & Chassis; Crew Cab; Standard Cab; 6.0L; w/ Steel Yoke | S | 1,2,3 | 5-160X* | 5-1410-1X* 5-1410X** | 15-160X |
| | Sierra 3500 Classic | Extended Cab; 6.0L | S | 1,2,3 | 5-3207X** | | |
| | Sierra 3500 Classic | Standard Trans; 6.6L; 8.1L | S | 1,2,3 | 5-188X* | SPL55-1X* SPL55X** | 15-188X |
| 2007-2011 | Sierra 3500 HD | w/ AAM 1485 Series Driveshaft | S | 1,2,3 | 5-3206X | | |
| | Sierra 3500 HD | w/ Spicer Driveshaft | S | 1,2,3 | 5-160X* | 5-1410-1X* 5-1410X** | 15-160X |
| 2012-2013 | Sierra 3500 HD | | S | 1 | 5-3207X** | | |
| | Sierra 3500 HD | | S | 2,3 | 5-3206X | | |
| 2014 | Sierra 3500 HD | V8 6.0L; WT; 2 Piece Driveshaft | S | 1 | 5-160X* | 5-1410-1X* 5-1410X** | 15-160X |
| | Sierra 3500 HD | V8 6.6L; WT; 2 Piece Driveshaft | S | 1 | 5-160X* | 5-1410-1X* 5-1410X** | 15-160X |
| | Sierra 3500 HD | V8 6.0L; WT; 2 Piece Driveshaft | S | 2,3 | 5-188X* | SPL55-1X* SPL55X** | 15-188X |
| | Sierra 3500 HD | V8 6.6L; WT; 2 Piece Driveshaft | S | 2,3 | 5-188X* | SPL55-1X* SPL55X** | 15-188X |
| 2014-2016 | Sierra 3500 HD | V8 6.0L; Denali; 2 Piece Driveshaft | S | 1 | 5-160X* | 5-1410-1X* 5-1410X** | 15-160X |

* GREASEABLE ** NON-GREASEABLE

D W R



GMC (Cont'd)

| Year | Model | Description | Fig. | Location | Spicer Part # | SPL Part # | SVL Part # |
|-----------|----------------|---|------|----------|---------------|-------------------------|------------|
| 2014-2016 | Sierra 3500 HD | V8 6.0L; SLE; 2 Piece Driveshaft | S | 1 | 5-160X* | 5-1410-1X* 5-1410X** | 15-160X |
| | Sierra 3500 HD | V8 6.0L; SLT; 2 Piece Driveshaft | S | 1 | 5-160X* | 5-1410-1X* 5-1410X** | 15-160X |
| | Sierra 3500 HD | V8 6.6L; Denali; 2 Piece Driveshaft | S | 1 | 5-160X* | 5-1410-1X* 5-1410X** | 15-160X |
| | Sierra 3500 HD | V8 6.6L; SLE; 2 Piece Driveshaft | S | 1 | 5-160X* | 5-1410-1X* 5-1410X** | 15-160X |
| | Sierra 3500 HD | V8 6.6L; SLT; 2 Piece Driveshaft | S | 1 | 5-160X* | 5-1410-1X* 5-1410X** | 15-160X |
| | Sierra 3500 HD | V8 6.0L; Denali; 2 Piece Driveshaft | S | 2,3 | 5-188X* | SPL55-1X* SPL55X** | 15-188X |
| | Sierra 3500 HD | V8 6.0L; SLE; 2 Piece Driveshaft | S | 2,3 | 5-188X* | SPL55-1X* SPL55X** | 15-188X |
| | Sierra 3500 HD | V8 6.0L; SLT; 2 Piece Driveshaft | S | 2,3 | 5-188X* | SPL55-1X* SPL55X** | 15-188X |
| | Sierra 3500 HD | V8 6.6L; Denali; 2 Piece Driveshaft | S | 2,3 | 5-188X* | SPL55-1X* SPL55X** | 15-188X |
| | Sierra 3500 HD | V8 6.6L; SLE; 2 Piece Driveshaft | S | 2,3 | 5-188X* | SPL55-1X* SPL55X** | 15-188X |
| | Sierra 3500 HD | V8 6.6L; SLT; 2 Piece Driveshaft | S | 2,3 | 5-188X* | SPL55-1X* SPL55X** | 15-188X |
| 2015-2016 | Sierra 3500 HD | V8 6.0L; Base; 133.6in WB; 2 Piece Driveshaft | S | 2 | 5-160X* | 5-1410-1X* 5-1410X** | 15-160X |
| | Sierra 3500 HD | V8 6.0L; Base; 137.5in WB; 2 Piece Driveshaft | S | 2 | 5-160X* | 5-1410-1X* 5-1410X** | 15-160X |
| | Sierra 3500 HD | V8 6.0L; Base; 153.7in WB; 2 Piece Driveshaft | S | 2 | 5-160X* | 5-1410-1X* 5-1410X** | 15-160X |
| | Sierra 3500 HD | V8 6.0L; Base; 158.1in WB; 2 Piece Driveshaft | S | 2 | 5-160X* | 5-1410-1X* 5-1410X** | 15-160X |
| | Sierra 3500 HD | V8 6.0L; Base; 162.0in WB; 2 Piece Driveshaft | S | 2 | 5-160X* | 5-1410-1X* 5-1410X** | 15-160X |
| | Sierra 3500 HD | V8 6.0L; Base; 167.7in WB; 2 Piece Driveshaft | S | 2 | 5-160X* | 5-1410-1X* 5-1410X** | 15-160X |
| | Sierra 3500 HD | V8 6.0L; Base; 171.5in WB; 2 Piece Driveshaft | S | 2 | 5-160X* | 5-1410-1X* 5-1410X** | 15-160X |
| | Sierra 3500 HD | V8 6.6L; Base; 133.6in WB; 2 Piece Driveshaft | S | 2 | 5-160X* | 5-1410-1X* 5-1410X** | 15-160X |
| | Sierra 3500 HD | V8 6.6L; Base; 137.5in WB; 2 Piece Driveshaft | S | 2 | 5-160X* | 5-1410-1X* 5-1410X** | 15-160X |
| | Sierra 3500 HD | V8 6.6L; Base; 153.7in WB; 2 Piece Driveshaft | S | 2 | 5-160X* | 5-1410-1X* 5-1410X** | 15-160X |
| | Sierra 3500 HD | V8 6.6L; Base; 158.1in WB; 2 Piece Driveshaft | S | 2 | 5-160X* | 5-1410-1X* 5-1410X** | 15-160X |
| | Sierra 3500 HD | V8 6.6L; Base; 162.0in WB; 2 Piece Driveshaft | S | 2 | 5-160X* | 5-1410-1X* 5-1410X** | 15-160X |
| | Sierra 3500 HD | V8 6.6L; Base; 167.7in WB; 2 Piece Driveshaft | S | 2 | 5-160X* | 5-1410-1X* 5-1410X** | 15-160X |
| | Sierra 3500 HD | V8 6.6L; Base; 171.5in WB; 2 Piece Driveshaft | S | 2 | 5-160X* | 5-1410-1X* 5-1410X** | 15-160X |
| | Sierra 3500 HD | V8 6.0L; Base; 137.5in WB; 2 Piece Driveshaft | S | 3 | 5-188X* | SPL55-1X* SPL55X** | 15-188X |

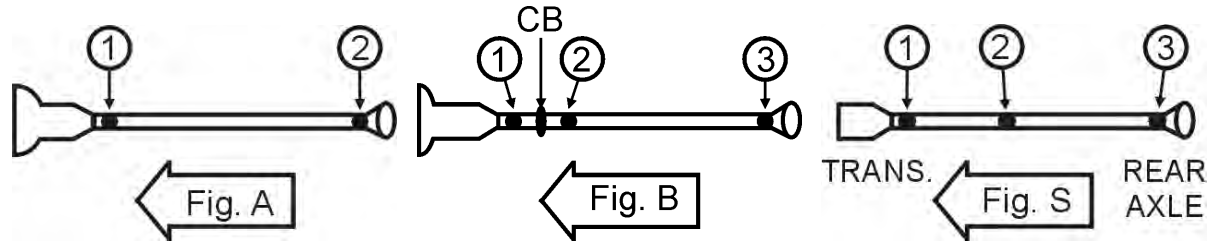
* GREASEABLE ** NON-GREASEABLE

RWD

GMC (Cont'd)

| Year | Model | Description | Fig. | Location | Spicer Part # | SPL Part # | SVL Part # |
|-----------|----------------|---|------|----------|---------------|-------------------------|------------|
| 2015-2016 | Sierra 3500 HD | V8 6.0L; Base; 153.7in WB; 2 Piece Driveshaft | S | 3 | 5-188X* | SPL55-1X* SPL55X** | 15-188X |
| | Sierra 3500 HD | V8 6.0L; Base; 158.1in WB; 2 Piece Driveshaft | S | 3 | 5-188X* | SPL55-1X* SPL55X** | 15-188X |
| | Sierra 3500 HD | V8 6.0L; Base; 162.0in WB; 2 Piece Driveshaft | S | 3 | 5-188X* | SPL55-1X* SPL55X** | 15-188X |
| | Sierra 3500 HD | V8 6.0L; Base; 167.7in WB; 2 Piece Driveshaft | S | 3 | 5-188X* | SPL55-1X* SPL55X** | 15-188X |
| | Sierra 3500 HD | V8 6.0L; Base; 171.5in WB; 2 Piece Driveshaft | S | 3 | 5-188X* | SPL55-1X* SPL55X** | 15-188X |
| | Sierra 3500 HD | V8 6.6L; Base; 137.5in WB; 2 Piece Driveshaft | S | 3 | 5-188X* | SPL55-1X* SPL55X** | 15-188X |
| | Sierra 3500 HD | V8 6.6L; Base; 153.7in WB; 2 Piece Driveshaft | S | 3 | 5-188X* | SPL55-1X* SPL55X** | 15-188X |
| | Sierra 3500 HD | V8 6.6L; Base; 158.1in WB; 2 Piece Driveshaft | S | 3 | 5-188X* | SPL55-1X* SPL55X** | 15-188X |
| | Sierra 3500 HD | V8 6.6L; Base; 162.0in WB; 2 Piece Driveshaft | S | 3 | 5-188X* | SPL55-1X* SPL55X** | 15-188X |
| | Sierra 3500 HD | V8 6.6L; Base; 167.7in WB; 2 Piece Driveshaft | S | 3 | 5-188X* | SPL55-1X* SPL55X** | 15-188X |
| | Sierra 3500 HD | V8 6.6L; Base; 171.5in WB; 2 Piece Driveshaft | S | 3 | 5-188X* | SPL55-1X* SPL55X** | 15-188X |
| 1991-1993 | Sonoma | Standard Cab; 89.0" Bed; 2 Piece Driveshaft | B | 1,2,3 | 5-3147X* | 5-795X** | 15-3147X |
| 1991-1996 | Sonoma | Standard Cab; 73.1" Bed; 1 Piece Driveshaft | A | 1,2 | 5-3147X* | 5-795X** | 15-3147X |
| 1991-1999 | Sonoma | Extended Cab; 2 Piece Driveshaft | B | 1,2,3 | 5-3147X* | 5-795X** | 15-3147X |
| 1994-1996 | Sonoma | Standard Cab; 89.0" Bed; 1 Piece Driveshaft; w/ Aluminum Yoke | A | 1 | | 5-3614X | |
| | Sonoma | Standard Cab; 89.0" Bed; 1 Piece Driveshaft; w/ Steel Yoke | A | 1 | 5-213X* | 5-1330-1X* 5-1330X** | 15-213X |
| | Sonoma | Standard Cab; 89.0" Bed; 1 Piece Driveshaft | A | 2 | 5-212X* | 5-793X** | |
| 1997-1999 | Sonoma | Standard Cab; 1 Piece Driveshaft | A | 1,2 | 5-3147X* | 5-795X** | 15-3147X |
| 2000-2003 | Sonoma | 1 Piece Driveshaft | A | 1,2 | 5-3147X* | 5-795X** | 15-3147X |
| 1971 | Sprint | 4.1L; 5.0L; 5.7L; 6.6L | A | 1,2 | 5-153X* | 5-1310-1X* 5-1310X** | 15-153X |
| 1971-1972 | Sprint | 7.4L | A | 1 | 5-3147X* | 5-795X** | 15-3147X |
| | Sprint | 7.4L | A | 2 | 5-213X* | 5-1330-1X* 5-1330X** | 15-213X |
| 1972 | Sprint | 4.1L; 5.0L | A | 1,2 | 5-153X* | 5-1310-1X* 5-1310X** | 15-153X |
| 1973-1977 | Sprint | | A | 1,2 | 5-3147X* | 5-795X** | 15-3147X |
| 1997-2002 | T6500 | Propeller Shaft Center Support | B | CB | 210866-1X | | |
| 1997-2002 | T7500 | Propeller Shaft Center Support | B | CB | 210866-1X | | |
| 1992-1999 | Yukon | | A | 1,2 | 5-3147X* | 5-795X** | 15-3147X |
| 2000-2007 | Yukon | 1 Piece Driveshaft | A | 1,2 | 5-3147X* | 5-795X** | 15-3147X |
| 2008 | Yukon | V8 4.8L; 1 Piece Driveshaft | A | 1,2 | 5-3147X* | 5-795X** | 15-3147X |
| | Yukon | V8 5.3L; 1 Piece Driveshaft | A | 1,2 | 5-3147X* | 5-795X** | 15-3147X |
| | Yukon | V8 6.0L; 1 Piece Driveshaft | A | 1,2 | 5-178X* | 5-1350-1X* 5-1350X** | 15-178X |
| 2009-2016 | Yukon | 1 Piece Driveshaft | A | 1,2 | 5-178X* | 5-1350-1X* 5-1350X** | 15-178X |
| 2000-2003 | Yukon XL 1500 | 1 Piece Driveshaft | A | 1,2 | 5-213X* | 5-1330-1X* 5-1330X** | 15-213X |
| 2005 | Yukon XL 1500 | Flex-Fuel-Fuel; 1 Piece Driveshaft | A | 1 | 5-213X* | 5-1330-1X* 5-1330X** | 15-213X |
| | Yukon XL 1500 | Gas; 1 Piece Driveshaft | A | 1 | 5-213X* | 5-1330-1X* 5-1330X** | 15-213X |
| | Yukon XL 1500 | Flex-Fuel-Fuel; 1 Piece Driveshaft | A | 2 | 5-212X* | 5-793X** | |
| | Yukon XL 1500 | Gas; 1 Piece Driveshaft | A | 2 | 5-212X* | 5-793X** | |
| 2006 | Yukon XL 1500 | 1 Piece Driveshaft | A | 1 | 5-213X* | 5-1330-1X* 5-1330X** | 15-213X |
| | Yukon XL 1500 | 1 Piece Driveshaft | A | 2 | 5-212X* | 5-793X** | |
| 2007-2008 | Yukon XL 1500 | V8 5.3L; 1 Piece Driveshaft | A | 1,2 | 5-3147X* | 5-795X** | 15-3147X |

* GREASEABLE ** NON-GREASEABLE



GMC (Cont'd)

| Year | Model | Description | Fig. | Location | Spicer Part # | SPL Part # | SVL Part # |
|-----------|---------------|-----------------------------|------|----------|---------------|-------------------------|------------|
| 2007-2008 | Yukon XL 1500 | V8 6.0L; 1 Piece Driveshaft | A | 1,2 | 5-178X* | 5-1350-1X* 5-1350X** | 15-178X |
| 2009-2014 | Yukon XL 1500 | 1 Piece Driveshaft | A | 1,2 | 5-178X* | 5-1350-1X* 5-1350X** | 15-178X |
| 2001-2006 | Yukon XL 2500 | V8 6.0L; 1 Piece Driveshaft | A | 1,2 | 5-178X* | 5-1350-1X* 5-1350X** | 15-178X |
| | Yukon XL 2500 | V8 8.1L; 1 Piece Driveshaft | A | 1,2 | 5-160X* | 5-1410-1X* 5-1410X** | 15-160X |
| 2007 | Yukon XL 2500 | 1 Piece Driveshaft | A | 1,2 | 5-178X* | 5-1350-1X* 5-1350X** | 15-178X |
| 2008-2013 | Yukon XL 2500 | 1 Piece Driveshaft | A | 1,2 | 5-160X* | 5-1410-1X* 5-1410X** | 15-160X |

Honda

| Year | Model | Description | Fig. | Location | Spicer Part # | SPL Part # | SVL Part # |
|-----------|----------|--------------------|------|----------|---------------|-------------------------|------------|
| 1994-1997 | Passport | | B | 1,2,3 | 5-153X* | 5-1310-1X* 5-1310X** | 15-153X |
| 1998-2002 | Passport | 1 Piece Driveshaft | A | 1,2 | 5-153X* | 5-1310-1X* 5-1310X** | 15-153X |

Infiniti

| Year | Model | Description | Fig. | Location | Spicer Part # | SPL Part # | SVL Part # |
|-----------|-------|--------------------|------|----------|---------------|-------------------------|------------|
| 2001-2003 | QX4 | 2 Piece Driveshaft | S | 1 | 5-1505X | | |
| 2010 | QX56 | 1 Piece Driveshaft | A | 1 | 5-178X* | 5-1350-1X* 5-1350X** | 15-178X |

International

| Year | Model | Description | Fig. | Location | Spicer Part # | SPL Part # | SVL Part # |
|-----------|-------|--------------------|------|----------|---------------|-------------------------|------------|
| 1966 | 1000A | 1 Piece Driveshaft | A | 1,2 | 5-153X* | 5-1310-1X* 5-1310X** | 15-153X |
| | 1000A | 2 Piece Driveshaft | B | 1,2,3 | 5-153X* | 5-1310-1X* 5-1310X** | 15-153X |
| 1967 | 1000B | 1 Piece Driveshaft | A | 1,2 | 5-153X* | 5-1310-1X* 5-1310X** | 15-153X |
| | 1000B | 2 Piece Driveshaft | B | 1,2,3 | 5-153X* | 5-1310-1X* 5-1310X** | 15-153X |
| 1968 | 1000C | 1 Piece Driveshaft | A | 1,2 | 5-153X* | 5-1310-1X* 5-1310X** | 15-153X |
| | 1000C | 2 Piece Driveshaft | B | 1,2,3 | 5-153X* | 5-1310-1X* 5-1310X** | 15-153X |
| 1969-1970 | 1000D | 1 Piece Driveshaft | A | 1,2 | 5-153X* | 5-1310-1X* 5-1310X** | 15-153X |
| | 1000D | 2 Piece Driveshaft | B | 1,2,3 | 5-153X* | 5-1310-1X* 5-1310X** | 15-153X |
| 1966 | 1200A | 1 Piece Driveshaft | A | 1,2 | 5-153X* | 5-1310-1X* 5-1310X** | 15-153X |
| | 1200A | 2 Piece Driveshaft | B | 1,2,3 | 5-153X* | 5-1310-1X* 5-1310X** | 15-153X |
| 1967 | 1200B | 1 Piece Driveshaft | A | 1,2 | 5-153X* | 5-1310-1X* 5-1310X** | 15-153X |

* GREASEABLE ** NON-GREASEABLE

RWD

International (Cont'd)

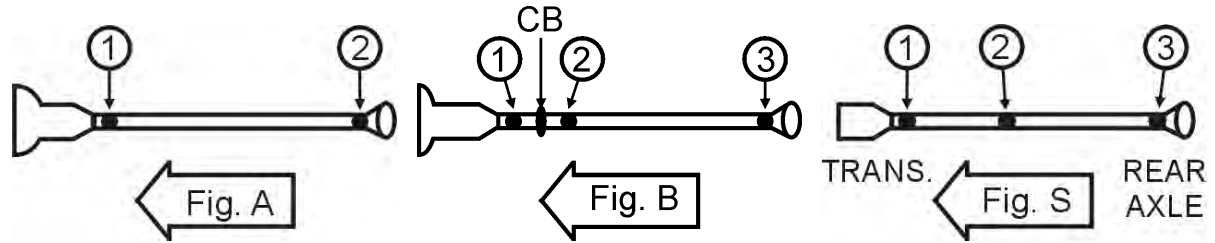
| Year | Model | Description | Fig. | Location | Spicer Part # | SPL Part # | SVL Part # |
|-----------|----------|--------------------|------|----------|---------------|-------------------------|------------|
| 1967 | 1200B | 2 Piece Driveshaft | B | 1,2,3 | 5-153X* | 5-1310-1X* 5-1310X** | 15-153X |
| 1968 | 1200C | 1 Piece Driveshaft | A | 1,2 | 5-153X* | 5-1310-1X* 5-1310X** | 15-153X |
| | 1200C | 2 Piece Driveshaft | B | 1,2,3 | 5-153X* | 5-1310-1X* 5-1310X** | 15-153X |
| 1969-1970 | 1200D | 1 Piece Driveshaft | A | 1,2 | 5-153X* | 5-1310-1X* 5-1310X** | 15-153X |
| | 1200D | 2 Piece Driveshaft | B | 1,2,3 | 5-153X* | 5-1310-1X* 5-1310X** | 15-153X |
| 1971-1973 | 1210 | 1 Piece Driveshaft | A | 1,2 | 5-153X* | 5-1310-1X* 5-1310X** | 15-153X |
| | 1210 | 2 Piece Driveshaft | B | 1,2,3 | 5-153X* | 5-1310-1X* 5-1310X** | 15-153X |
| 1966-1967 | 900A | 1 Piece Driveshaft | A | 1,2 | 5-153X* | 5-1310-1X* 5-1310X** | 15-153X |
| | 900A | 2 Piece Driveshaft | B | 1,2,3 | 5-153X* | 5-1310-1X* 5-1310X** | 15-153X |
| 1966-1972 | M1200 | 1.062" Cup Dia. | B | 1,2,3 | 5-1200X | | |
| | M1200 | 1.188" Cup Dia. | B | 1,2,3 | 5-3250X | | |
| 1969 | M1400 | 1.062" Cup Dia. | B | 1,2,3 | 5-153X* | 5-1310-1X* 5-1310X** | 15-153X |
| | M1400 | 1.188" Cup Dia. | B | 1,2,3 | 5-3250X | | |
| 1961-1966 | Scout | | A | 1,2 | 5-2140X | | |
| 1967-1971 | Scout | | A | 1,2 | 5-153X* | 5-1310-1X* 5-1310X** | 15-153X |
| 1971-1979 | Scout II | | A | 1,2 | 5-153X* | 5-1310-1X* 5-1310X** | 15-153X |

ISUZU

| Year | Model | Description | Fig. | Location | Spicer Part # | SPL Part # | SVL Part # |
|-----------|----------|--|------|----------|---------------|-------------------------|------------|
| 1989-1994 | Amigo | | A | 1,2 | 5-1515X | | |
| 1998-1999 | Amigo | w/ Aluminum Yoke | A | 1,2 | | 5-3613X | |
| | Amigo | w/ Steel Yoke | A | 1,2 | 5-153X* | 5-1310-1X* 5-1310X** | 15-153X |
| 2000 | Amigo | 1 Piece Driveshaft | A | 1,2 | 5-153X* | 5-1310-1X* 5-1310X** | 15-153X |
| 2003-2008 | Ascender | 1 Piece Driveshaft | A | 1,2 | 5-3147X* | 5-795X** | 15-3147X |
| 2002-2004 | Axiom | 1 Piece Driveshaft | A | 1,2 | 5-153X* | 5-1310-1X* 5-1310X** | 15-153X |
| 1997-1999 | Hombre | Standard Cab; 1 Piece Driveshaft | A | 1,2 | 5-3147X* | 5-795X** | 15-3147X |
| | Hombre | Extended Cab; 2 Piece Driveshaft | S | 1,2,3 | 5-3147X* | 5-795X** | 15-3147X |
| 2000 | Hombre | 1 Piece Driveshaft | A | 1,2 | 5-3147X* | 5-795X** | 15-3147X |
| 2006 | i-280 | 1 Piece Driveshaft | A | 1 | 5-213X* | 5-1330-1X* 5-1330X** | 15-213X |
| | i-280 | 1 Piece Driveshaft | A | 2 | 5-212X* | 5-793X** | |
| | i-280 | 2 Piece Driveshaft | S | 1,2 | 5-213X* | 5-1330-1X* 5-1330X** | 15-213X |
| | i-280 | 2 Piece Driveshaft | S | 3 | 5-212X* | 5-793X** | |
| 2007-2008 | i-290 | 1 Piece Driveshaft | A | 1 | 5-213X* | 5-1330-1X* 5-1330X** | 15-213X |
| | i-290 | 1 Piece Driveshaft | A | 2 | 5-212X* | 5-793X** | |
| | i-290 | 2 Piece Driveshaft | S | 1,2 | 5-213X* | 5-1330-1X* 5-1330X** | 15-213X |
| | i-290 | 2 Piece Driveshaft | S | 3 | 5-212X* | 5-793X** | |
| 1981-1985 | Pickup | 1 Piece Driveshaft | A | 1,2 | 5-101X | | |
| | Pickup | 2 Piece Driveshaft | S | 1,2,3 | 5-101X | | |
| 1986-1987 | Pickup | 2.2L; 2.3L; 104.3" WB; 72.0" Bed; 1 Piece Driveshaft | A | 1 | 5-101X | | |
| | Pickup | 2.2L; 104.3" WB; 72.0" Bed; 1 Piece Driveshaft | A | 2 | 5-101X | | |

* GREASEABLE ** NON-GREASEABLE

RWD



Isuzu (Cont'd)

| Year | Model | Description | Fig. | Location | Spicer Part # | SPL Part # | SVL Part # |
|-----------|-------------|---|------|----------|---------------|-------------------------|------------|
| 1986-1987 | Pickup | 2.3L; 104.3" WB; 72.0" Bed; 1 Piece Driveshaft | A | 2 | 5-1515X | | |
| | Pickup | 2.2L; 2.3L; 117.9" WB; 85.0" Bed; 2 Piece Driveshaft | S | 1,2 | 5-101X | | |
| | Pickup | 2.2L; 117.9" WB; 85.0" Bed; 2 Piece Driveshaft | S | 3 | 5-101X | | |
| 1988 | Pickup | 105.6" WB; 72.0" Bed; 1 Piece Driveshaft; From 12/87 | A | 1,2 | 5-1515X | | |
| | Pickup | 119.2" WB; 85.0" Bed; 2 Piece Driveshaft; From 12/87 | S | 1,2,3 | 5-1515X | | |
| 1989 | Pickup | 105.6" WB; 72.0" Bed; 1 Piece Driveshaft; To 12/89 | A | 1,2 | 5-1515X | | |
| | Pickup | 119.2" WB; 85.0" Bed; 2 Piece Driveshaft; To 12/89 | S | 1,2,3 | 5-1515X | | |
| 1990 | Pickup | 105.6" WB; 72.0" Bed; 1 Piece Driveshaft; U.S.A. Built; To 12/89 | A | 1,2 | 5-1515X | | |
| | Pickup | 119.2" WB; 85.0" Bed; 2 Piece Driveshaft; U.S.A. Built; To 12/89 | S | 1,2,3 | 5-1515X | | |
| 1990-1995 | Pickup | 105.6" WB; 72.0" Bed; 1 Piece Driveshaft; Japan Built; VIN Starts JAA | A | 1,2 | 5-1515X | | |
| | Pickup | 119.2" WB; 85.0" Bed; 2 Piece Driveshaft; Japan Built; VIN Starts JAA | S | 1,2,3 | 5-1515X | | |
| 1991-1997 | Rodeo | | S | 1,2,3 | 5-153X* | 5-1310-1X* 5-1310X** | 15-153X |
| | Rodeo | w/ Aluminum Yoke | A | 1,2 | | 5-3613X | |
| 1998-1999 | Rodeo | w/ Steel Yoke | A | 1,2 | 5-153X* | 5-1310-1X* 5-1310X** | 15-153X |
| | Rodeo | 1 Piece Driveshaft | A | 1,2 | 5-153X* | 5-1310-1X* 5-1310X** | 15-153X |
| 2000-2004 | Rodeo | 1 Piece Driveshaft | A | 1,2 | 5-153X* | 5-1310-1X* 5-1310X** | 15-153X |
| 2001-2003 | Rodeo Sport | 1 Piece Driveshaft | A | 1,2 | 5-153X* | 5-1310-1X* 5-1310X** | 15-153X |
| 2000-2002 | Trooper | 1 Piece Driveshaft | A | 1,2 | 5-3259-1X | | |

Jeep

| Year | Model | Description | Fig. | Location | Spicer Part # | SPL Part # | SVL Part # |
|-----------|----------------|------------------------------------|------|----------|---------------|-------------------------|------------|
| 1985-1993 | Cherokee | | A | 1,2 | 5-153X* | 5-1310-1X* 5-1310X** | 15-153X |
| 1994-1999 | Cherokee | w/ Inside Snap Rings | A | 1,2 | 5-1309X | 5-811X | |
| | Cherokee | w/ Outside Snap Rings | A | 1,2 | 5-153X* | 5-1310-1X* 5-1310X** | 15-153X |
| 1995-1997 | Cherokee | w/ Inside & Outside Snap Rings | A | 1,2 | | 5-788X | 15-353X |
| 2000-2001 | Cherokee | Auto Trans; 1 Piece Driveshaft | A | 1,2 | 5-153X* | 5-1310-1X* 5-1310X** | 15-153X |
| | Cherokee | Standard Trans; 1 Piece Driveshaft | A | 1,2 | 5-153X* | 5-1310-1X* 5-1310X** | 15-153X |
| 1986-1992 | Comanche | | A | 1,2 | 5-153X* | 5-1310-1X* 5-1310X** | 15-153X |
| 1967-1973 | Commando | | A | 1,2 | 5-3228X | 5-789X | |
| 1963-1965 | Gladiator | | A | 1,2 | 5-153X* | 5-1310-1X* 5-1310X** | 15-153X |
| 1993-1999 | Grand Cherokee | | A | 1,2 | 5-153X* | 5-1310-1X* 5-1310X** | 15-153X |

* GREASEABLE ** NON-GREASEABLE

RWD

Jeep (Cont'd)

| Year | Model | Description | Fig. | Location | Spicer Part # | SPL Part # | SVL Part # |
|-----------|----------------|---|------|----------|---------------|-------------------------|------------|
| 2000-2001 | Grand Cherokee | L6 4.0L; 1 Piece Driveshaft; From 02/15/2001; To 04/23/2001 | A | 1,2 | 5-153X* | 5-1310-1X* 5-1310X** | 15-153X |
| | Grand Cherokee | L6 4.0L; 1 Piece Driveshaft; From 04/24/2001; To 02/14/2001 | A | 1,2 | 5-153X* | 5-1310-1X* 5-1310X** | 15-153X |
| | Grand Cherokee | V8 4.7L; 1 Piece Driveshaft; From 02/15/2001; To 04/23/2001 | A | 1,2 | 5-153X* | 5-1310-1X* 5-1310X** | 15-153X |
| | Grand Cherokee | V8 4.7L; 1 Piece Driveshaft; From 04/24/2001; To 02/14/2001 | A | 1,2 | 5-153X* | 5-1310-1X* 5-1310X** | 15-153X |
| 2002-2004 | Grand Cherokee | L6 4.0L; 1 Piece Driveshaft | A | 1,2 | 5-153X* | 5-1310-1X* 5-1310X** | 15-153X |
| 1967-1973 | Jeepster | | A | 1,2 | 5-3228X | 5-789X | |
| 2002 | Liberty | 3.7L; Auto Trans; w/ Dana Axle | A | 1 | 5-153X* | 5-1310-1X* 5-1310X** | 15-153X |
| | Liberty | 2.4L | A | 1,2 | 5-153X* | 5-1310-1X* 5-1310X** | 15-153X |
| | Liberty | 3.7L; Auto Trans; w/ Chrysler Axle | A | 1,2 | 5-213X* | 5-1330-1X* 5-1330X** | 15-213X |
| | Liberty | 3.7L; Standard Trans | A | 1,2 | 5-213X* | 5-1330-1X* 5-1330X** | 15-213X |
| | Liberty | 3.7L; Auto Trans; w/ Dana Axle | A | 2 | 5-213X* | 5-1330-1X* 5-1330X** | 15-213X |
| | Liberty | 3.500" O.D. Yoke | A | 1,2 | 5-153X* | 5-1310-1X* 5-1310X** | 15-153X |
| 2003 | Liberty | 4.000" O.D. Yoke | A | 1,2 | 5-213X* | 5-1330-1X* 5-1330X** | 15-213X |
| | Liberty | | A | 1,2 | 5-153X* | 5-1310-1X* 5-1310X** | 15-153X |
| 2007 | Liberty | | A | 1,2 | 5-153X* | 5-1310-1X* 5-1310X** | 15-153X |
| 1989 | Wagoneer | | A | 1,2 | 5-153X* | 5-1310-1X* 5-1310X** | 15-153X |

Kia

| Year | Model | Description | Fig. | Location | Spicer Part # | SPL Part # | SVL Part # |
|-----------|----------|--------------------|------|----------|---------------|------------|------------|
| 1995-2001 | Sportage | 2 Piece Driveshaft | S | 1,2,3 | 5-3245-1X | | |
| 2007-2010 | Sportage | 2 Piece Driveshaft | AS | 1 | 5-3245-1X | | |

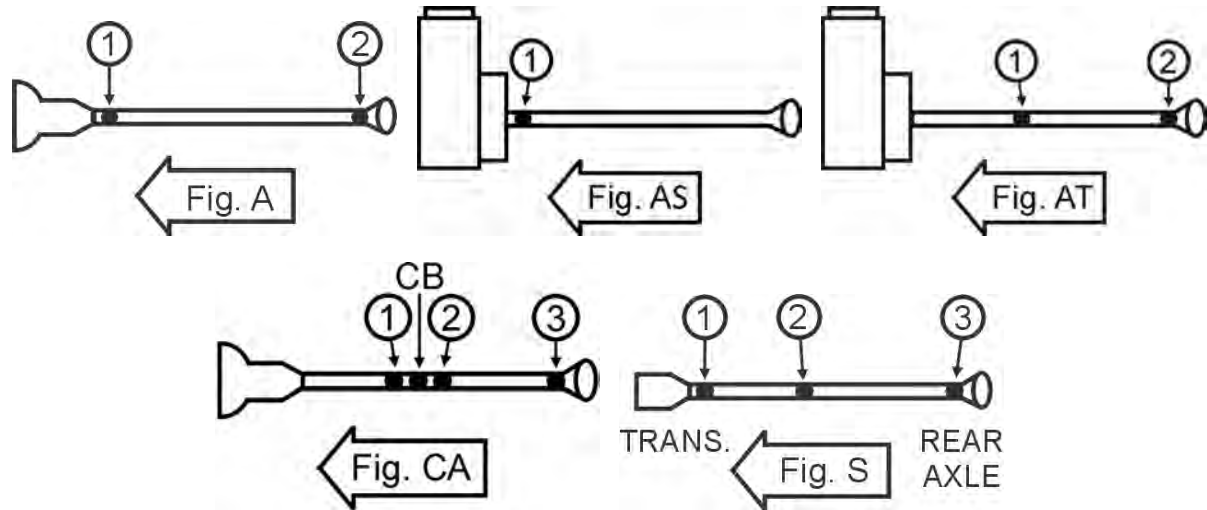
Land Rover

| Year | Model | Description | Fig. | Location | Spicer Part # | SPL Part # | SVL Part # |
|-----------|------------|--------------------|------|----------|---------------|------------|------------|
| 2002-2005 | Freelander | 2 Piece Driveshaft | CA | 1,2,3 | 5-3214X | | |

Lincoln

| Year | Model | Description | Fig. | Location | Spicer Part # | SPL Part # | SVL Part # |
|-----------|-----------|--------------------|------|----------|---------------|-------------------------|------------|
| 2003-2005 | Aviator | | A | 1,2 | 5-213X* | 5-1330-1X* 5-1330X** | 15-213X |
| 2002 | Blackwood | | A | 1,2 | 5-178X* | 5-1350-1X* 5-1350X** | 15-178X |
| 2006 | Mark LT | 2 Piece Driveshaft | S | 1,2,3 | 5-3203X | | |
| 2006-2007 | Mark LT | 1 Piece Driveshaft | A | 1,2 | 5-3203X | | |
| 2007-2008 | Mark LT | 2 Piece Driveshaft | S | 1,2,3 | 5-178X* | 5-1350-1X* 5-1350X** | 15-178X |
| 2008 | Mark LT | 1 Piece Driveshaft | A | 1,2 | 5-178X* | 5-1350-1X* 5-1350X** | 15-178X |
| 1998-1999 | Navigator | | A | 1,2 | 5-178X* | 5-1350-1X* 5-1350X** | 15-178X |
| 2000-2004 | Navigator | 1 Piece Driveshaft | A | 1,2 | 5-178X* | 5-1350-1X* 5-1350X** | 15-178X |
| 2005-2006 | Navigator | 2 Piece Driveshaft | AT | 1,2 | 5-3203X | | |
| 2007-2017 | Navigator | 2 Piece Driveshaft | AT | 1,2 | 5-178X* | 5-1350-1X* 5-1350X** | 15-178X |

* GREASEABLE ** NON-GREASEABLE



Mazda

| Year | Model | Description | Fig. | Location | Spicer Part # | SPL Part # | SVL Part # |
|-----------|---------|----------------------------------|------|----------|---------------|-------------------------|------------|
| 1972-1976 | B1600 | 1 Piece Driveshaft | A | 1,2 | 5-3216X | | |
| | B1600 | 2 Piece Driveshaft | S | 1,2,3 | 5-3216X | | |
| 1977-1978 | B1800 | 1 Piece Driveshaft | A | 1,2 | 5-3216X | | |
| | B1800 | 2 Piece Driveshaft | S | 1,2,3 | 5-3216X | | |
| 1979-1984 | B2000 | 1 Piece Driveshaft | A | 1,2 | 5-3216X | | |
| | B2000 | 2 Piece Driveshaft | S | 1,2,3 | 5-3216X | | |
| 1986-1987 | B2000 | 89.7" Bed | S | 2 | 5-3216X | | |
| 1982-1984 | B2200 | 1 Piece Driveshaft | A | 1,2 | 5-3216X | | |
| | B2200 | 2 Piece Driveshaft | S | 1,2,3 | 5-3216X | | |
| 1987-1993 | B2200 | | S | 2 | 5-3216X | | |
| 1994-1997 | B2300 | 1 Piece Driveshaft | A | 1,2 | 5-153X* | 5-1310-1X* 5-1310X** | 15-153X |
| | B2300 | 2 Piece Driveshaft | S | 1,2,3 | 5-153X* | 5-1310-1X* 5-1310X** | 15-153X |
| 2001-2009 | B2300 | | A | 1,2 | 5-213X* | 5-1330-1X* 5-1330X** | 15-213X |
| 1998-2001 | B2500 | | A | 1,2 | 5-213X* | 5-1330-1X* 5-1330X** | 15-213X |
| 1987-1993 | B2600 | | S | 2 | 5-3216X | | |
| 1994-1996 | B3000 | Extended Cab; 2 Piece Driveshaft | S | 1,2,3 | 5-153X* | 5-1310-1X* 5-1310X** | 15-153X |
| 1997 | B3000 | Standard Cab; 1 Piece Driveshaft | A | 1,2 | 5-153X* | 5-1310-1X* 5-1310X** | 15-153X |
| 1998-2008 | B3000 | | A | 1,2 | 5-213X* | 5-1330-1X* 5-1330X** | 15-213X |
| 1994 | B4000 | Standard Cab; 1 Piece Driveshaft | A | 1,2 | 5-153X* | 5-1310-1X* 5-1310X** | 15-153X |
| 1994-1997 | B4000 | Extended Cab; 2 Piece Driveshaft | S | 1,2,3 | 5-153X* | 5-1310-1X* 5-1310X** | 15-153X |
| 1998-2009 | B4000 | | A | 1,2 | 5-213X* | 5-1330-1X* 5-1330X** | 15-213X |
| 1992-1994 | Navajo | | A | 1,2 | 5-153X* | 5-1310-1X* 5-1310X** | 15-153X |
| 2001-2006 | Tribute | | S | 2,3 | 5-153X* | 5-1310-1X* 5-1310X** | 15-153X |

Mercury

| Year | Model | Description | Fig. | Location | Spicer Part # | SPL Part # | SVL Part # |
|-----------|---------|--------------------|------|----------|---------------|-------------------------|------------|
| 2008-2011 | Mariner | 2 Piece Driveshaft | AT | 1,2 | 5-153X* | 5-1310-1X* 5-1310X** | 15-153X |

* GREASEABLE ** NON-GREASEABLE

R
W
D

Mercury (Cont'd)

| Year | Model | Description | Fig. | Location | Spicer Part # | SPL Part # | SVL Part # |
|-----------|-------------|-----------------------------|------|----------|---------------|-------------------------|------------|
| 1997-1999 | Mountaineer | | A | 1,2 | 5-213X* | 5-1330-1X* 5-1330X** | 15-213X |
| 2001-2005 | Mountaineer | 1 Piece Driveshaft | A | 1,2 | 5-213X* | 5-1330-1X* 5-1330X** | 15-213X |
| 2006-2010 | Mountaineer | V6 4.0L; 1 Piece Driveshaft | A | 1,2 | 5-213X* | 5-1330-1X* 5-1330X** | 15-213X |
| | Mountaineer | V8 4.6L; 1 Piece Driveshaft | A | 1,2 | 5-213X* | 5-1330-1X* 5-1330X** | 15-213X |

Mitsubishi

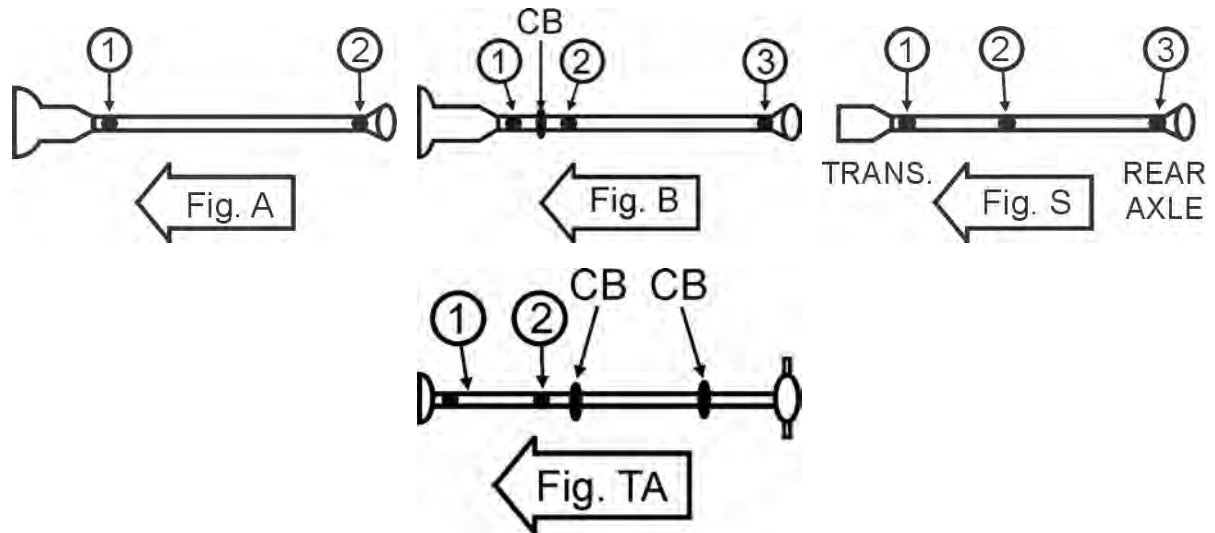
| Year | Model | Description | Fig. | Location | Spicer Part # | SPL Part # | SVL Part # |
|-----------|---------------|------------------------------------|------|----------|---------------|-------------------------|------------|
| 1983-1985 | Mighty Max | 2.3L; 2.6L | S | 1,2,3 | 5-3217X | | |
| 1983-1986 | Mighty Max | 2.0L | S | 1,2,3 | 5-1503X | | |
| 1986 | Mighty Max | 2.6L | S | 1,2,3 | 5-3217X | | |
| 1987-1988 | Mighty Max | 2 Piece Driveshaft | S | 1,2,3 | 5-3217X | | |
| 1987-1989 | Mighty Max | 2.0L; 1 Piece Driveshaft | A | 1,2 | 5-1503X | | |
| | Mighty Max | 2.6L; 1 Piece Driveshaft | A | 1,2 | 5-3217X | | |
| 1989-1994 | Mighty Max | Standard Trans; 2 Piece Driveshaft | S | 1,2,3 | 5-3217X | | |
| 1989-1996 | Mighty Max | Auto Trans; 2 Piece Driveshaft | S | 1,2,3 | 5-1503X | | |
| 1990-1996 | Mighty Max | Auto Trans; 1 Piece Driveshaft | A | 1,2 | 5-1503X | | |
| | Mighty Max | Standard Trans; 1 Piece Driveshaft | A | 1,2 | 5-3217X | | |
| 1997-1999 | Montero Sport | 2.4L | B | 1,2,3 | 5-3217X | | |
| | Montero Sport | 3.0L | B | 1,2,3 | 5-3243X | | |
| 2000-2004 | Montero Sport | 2 Piece Driveshaft | S | 1,2,3 | 5-3243X | | |
| 2003-2006 | Outlander | 3 Piece Driveshaft | TA | 1,2 | 5-1503X | | |
| 2006-2007 | Raider | 1 Piece Driveshaft | A | 1,2 | 5-213X* | 5-1330-1X* 5-1330X** | 15-213X |
| 2006-2009 | Raider | 2 Piece Driveshaft | S | 1,2,3 | 5-213X* | 5-1330-1X* 5-1330X** | 15-213X |
| 1987 | Van | From 4/1987 | A | 1,2 | 5-3217X | | |
| | Van | To 3/1987 | A | 1,2 | 5-1503X | | |
| 1988-1990 | Van | | A | 1,2 | 5-3217X | | |

Nissan

| Year | Model | Description | Fig. | Location | Spicer Part # | SPL Part # | SVL Part # |
|-----------|------------|--|------|----------|---------------|-------------------------|------------|
| 1966-1968 | 520 Pickup | Standard Bed; 1 Piece Driveshaft | A | 1,2 | 5-1501X | | |
| | 520 Pickup | Standard Bed; 2 Piece Driveshaft | B | 1,2,3 | 5-1501X | | |
| 1968-1972 | 521 Pickup | Standard Bed; 1 Piece Driveshaft | A | 1,2 | 5-1501X | | |
| | 521 Pickup | Standard Bed; 2 Piece Driveshaft | B | 1,2,3 | 5-1501X | | |
| 1975-1979 | 620 | Standard Bed; 1 Piece Driveshaft | A | 1,2 | 5-1501X | | |
| | 620 | Standard Bed; 2 Piece Driveshaft | B | 1,2,3 | 5-1501X | | |
| 1972-1974 | 620 Pickup | Standard Bed; 1 Piece Driveshaft | A | 1,2 | 5-1501X | | |
| | 620 Pickup | Standard Bed; 2 Piece Driveshaft | B | 1,2,3 | 5-1501X | | |
| 2005-2015 | Armada | 1 Piece Driveshaft | A | 1 | 5-178X* | 5-1350-1X* 5-1350X** | 15-178X |
| 1986-1989 | D21 | Standard Cab; 3.0L; 1 Piece Driveshaft; American Built; Vin starts 1N6 | A | 1,2 | 5-153X* | 5-1310-1X* 5-1310X** | 15-153X |
| | D21 | Extended Cab; 3.0L; 2 Piece Driveshaft; American Built; Vin starts 1N6 | B | 1,2,3 | 5-153X* | 5-1310-1X* 5-1310X** | 15-153X |
| 1990-1994 | D21 | 3.0L; 1 Piece Driveshaft; American Built; Vin starts 1N6 | A | 1,2 | 5-153X* | 5-1310-1X* 5-1310X** | 15-153X |
| | D21 | 3.0L; 2 Piece Driveshaft; American Built; Vin starts 1N6 | B | 1,2,3 | 5-153X* | 5-1310-1X* 5-1310X** | 15-153X |
| 2000-2004 | Frontier | L4 2.4L; Standard Trans; 1 Piece Driveshaft | A | 1,2 | 5-153X* | 5-1310-1X* 5-1310X** | 15-153X |
| | Frontier | L4 2.4L; Auto Trans; 2 Piece Driveshaft | S | 1,2,3 | 5-153X* | 5-1310-1X* 5-1310X** | 15-153X |
| | Frontier | V6 3.3L; 2 Piece Driveshaft | S | 1,2,3 | 5-153X* | 5-1310-1X* 5-1310X** | 15-153X |

* GREASEABLE ** NON-GREASEABLE

RWD



Nissan (Cont'd)

| Year | Model | Description | Fig. | Location | Spicer Part # | SPL Part # | SVL Part # |
|-----------|-------------------|--|------|----------|---------------|-------------------------|------------|
| 2005-2017 | Frontier | L4 2.5L; 2 Piece Driveshaft | S | 1,2,3 | 5-153X* | 5-1310-1X* 5-1310X** | 15-153X |
| | Frontier | V6 4.0L; 2 Piece Driveshaft | S | 1,2,3 | 5-213X* | 5-1330-1X* 5-1330X** | 15-213X |
| 2012-2017 | NV1500 | 2 Piece Driveshaft | S | 1 | 5-3208X | | |
| 2012-2015 | NV2500 | V6 4.0L; 2 Piece Driveshaft | S | 1 | 5-3208X | | |
| | NV2500 | V8 5.6L; 2 Piece Driveshaft | S | 1 | 5-3207X** | | |
| 2016-2017 | NV2500 | 2 Piece Driveshaft | S | 1 | 5-3207X** | | |
| 2012-2015 | NV3500 | V6 4.0L; 2 Piece Driveshaft | S | 1 | 5-3208X | | |
| | NV3500 | V8 5.6L; 2 Piece Driveshaft | S | 1 | 5-3207X** | | |
| 2016-2017 | NV3500 | 2 Piece Driveshaft | S | 1 | 5-3207X** | | |
| 1989-1999 | Pathfinder | | B | 1,2,3 | 5-3217X | | |
| 2000-2003 | Pathfinder | 2 Piece Driveshaft | S | 1 | 5-1505X | | |
| 2005-2008 | Pathfinder | 1 Piece Driveshaft | A | 1,2 | 5-213X* | 5-1330-1X* 5-1330X** | 15-213X |
| 2008 | Pathfinder | V6 4.0L; 1 Piece Driveshaft | A | 1 | 5-213X* | 5-1330-1X* 5-1330X** | 15-213X |
| | Pathfinder | V8 5.6L; 1 Piece Driveshaft | A | 1 | 5-178X* | 5-1350-1X* 5-1350X** | 15-178X |
| 2009-2011 | Pathfinder | 1 Piece Driveshaft | A | 1,2 | 5-178X* | 5-1350-1X* 5-1350X** | 15-178X |
| 2012 | Pathfinder | 1 Piece Driveshaft | A | 1,2 | 5-213X* | 5-1330-1X* 5-1330X** | 15-213X |
| 2004 | Pathfinder Armada | 1 Piece Driveshaft | A | 1,2 | 5-178X* | 5-1350-1X* 5-1350X** | 15-178X |
| 1966-1969 | Patrol | Standard Bed; 1 Piece Driveshaft | A | 1,2 | 5-1501X | | |
| | Patrol | Standard Bed; 2 Piece Driveshaft | B | 1,2,3 | 5-1501X | | |
| 1995-1997 | Pickup | 1 Piece Driveshaft; American Built; Vin starts 1N6 | A | 1,2 | 5-153X* | 5-1310-1X* 5-1310X** | 15-153X |
| | Pickup | 2 Piece Driveshaft; American Built; Vin starts 1N6 | B | 1,2,3 | 5-153X* | 5-1310-1X* 5-1310X** | 15-153X |
| 2004-2006 | Titan | 2 Piece Driveshaft | B | 1,2 | 5-178X* | 5-1350-1X* 5-1350X** | 15-178X |
| 2005-2013 | Titan | | B | CB | 212258-1X | | |
| 2007-2015 | Titan | 2 Piece Driveshaft | B | 1,2 | 5-160X* | 5-1410-1X* 5-1410X** | 15-160X |
| 2017 | Titan | 2 Piece Driveshaft | B | 1 | 5-160X* | 5-1410-1X* 5-1410X** | 15-160X |
| 2016-2017 | Titan XD | 2 Piece Driveshaft | S | 1,2 | 5-153X* | 5-1310-1X* 5-1310X** | 15-153X |

* GREASEABLE ** NON-GREASEABLE

R
W
D

Nissan (Cont'd)

| Year | Model | Description | Fig. | Location | Spicer Part # | SPL Part # | SVL Part # |
|-----------|--------|--------------------|------|----------|---------------|-------------------------|------------|
| 2000-2004 | Xterra | 1 Piece Driveshaft | A | 1,2 | 5-153X* | 5-1310-1X* 5-1310X** | 15-153X |
| | Xterra | 2 Piece Driveshaft | B | 1,2,3 | 5-153X* | 5-1310-1X* 5-1310X** | 15-153X |
| 2005-2015 | Xterra | 1 Piece Driveshaft | A | 1 | 5-213X* | 5-1330-1X* 5-1330X** | 15-213X |

Oldsmobile

| Year | Model | Description | Fig. | Location | Spicer Part # | SPL Part # | SVL Part # |
|-----------|---------|-------------|------|----------|---------------|------------|------------|
| 2002-2004 | Bravada | | A | 1,2 | 5-3147X* | 5-795X** | 15-3147X |

Plymouth

| Year | Model | Description | Fig. | Location | Spicer Part # | SPL Part # | SVL Part # |
|-----------|--------------|---|------|----------|---------------|------------|------------|
| 1979-1982 | Arrow Pickup | 2.0L | A | 1,2 | 5-1503X | | |
| | Arrow Pickup | 2.6L | A | 1,2 | 5-3217X | | |
| 1975-1977 | PB100 | | A | 1,2 | 5-3228X | 5-789X | |
| 1978-1980 | PB100 | w/ 2.125" Snap Ring | A | 1,2 | 5-3228X | 5-789X | |
| | PB100 | w/ 2.625" Snap Ring | A | 1,2 | 5-1309X | 5-811X | |
| 1974 | PB100 Van | | A | 1,2 | 5-3228X | 5-789X | |
| 1981 | PB150 | w/ 2.125" Snap Ring | A | 1,2 | 5-3228X | 5-789X | |
| | PB150 | w/ 2.625" Snap Ring | A | 1,2 | 5-1309X | 5-811X | |
| 1982-1983 | PB150 | | A | 1,2 | 5-3228X | 5-789X | |
| 1975-1980 | PB200 | w/ 2.125" Snap Ring | A | 1,2 | 5-3228X | 5-789X | |
| | PB200 | w/ 2.625" Snap Ring | A | 1,2 | 5-1309X | 5-811X | |
| 1981 | PB250 | w/ 2.125" Snap Ring | A | 1,2 | 5-3228X | 5-789X | |
| | PB250 | w/ 2.625" Snap Ring | A | 1,2 | 5-1309X | 5-811X | |
| 1982-1983 | PB250 | | A | 1,2 | 5-3228X | 5-789X | |
| 1975-1980 | PB300 | 1 Piece Driveshaft; w/ 2.125" Snap Ring | A | 1,2 | 5-3228X | 5-789X | |
| | PB300 | 1 Piece Driveshaft; w/ 2.625" Snap Ring | A | 1,2 | 5-1309X | 5-811X | |
| | PB300 | 2 Piece Driveshaft; w/ 2.125" Snap Ring | S | 1,2,3 | 5-3228X | 5-789X | |
| | PB300 | 2 Piece Driveshaft; w/ 2.625" Snap Ring | S | 1,2,3 | 5-1309X | 5-811X | |
| 1974 | PB300 Van | 1 Piece Driveshaft; w/ 2.125" Snap Ring | A | 1,2 | 5-3228X | 5-789X | |
| | PB300 Van | 1 Piece Driveshaft; w/ 2.625" Snap Ring | A | 1,2 | 5-1309X | 5-811X | |
| | PB300 Van | 2 Piece Driveshaft; w/ 2.125" Snap Ring | S | 1,2,3 | 5-3228X | 5-789X | |
| | PB300 Van | 2 Piece Driveshaft; w/ 2.625" Snap Ring | S | 1,2,3 | 5-1309X | 5-811X | |
| 1981 | PB350 | 1 Piece Driveshaft; w/ 2.125" Snap Ring | A | 1,2 | 5-3228X | 5-789X | |
| | PB350 | 1 Piece Driveshaft; w/ 2.625" Snap Ring | A | 1,2 | 5-1309X | 5-811X | |
| | PB350 | 2 Piece Driveshaft; w/ 2.125" Snap Ring | S | 1,2,3 | 5-3228X | 5-789X | |
| | PB350 | 2 Piece Driveshaft; w/ 2.625" Snap Ring | S | 1,2,3 | 5-1309X | 5-811X | |
| 1982-1983 | PB350 | 1 Piece Driveshaft | A | 1,2 | 5-3228X | 5-789X | |
| | PB350 | 2 Piece Driveshaft | S | 1,2,3 | 5-3228X | 5-789X | |
| 1974-1981 | Trailduster | w/ 2.125" Snap Ring | A | 1,2 | 5-3228X | 5-789X | |
| | Trailduster | w/ 2.625" Snap Ring | A | 1,2 | 5-1309X | 5-811X | |

Pontiac

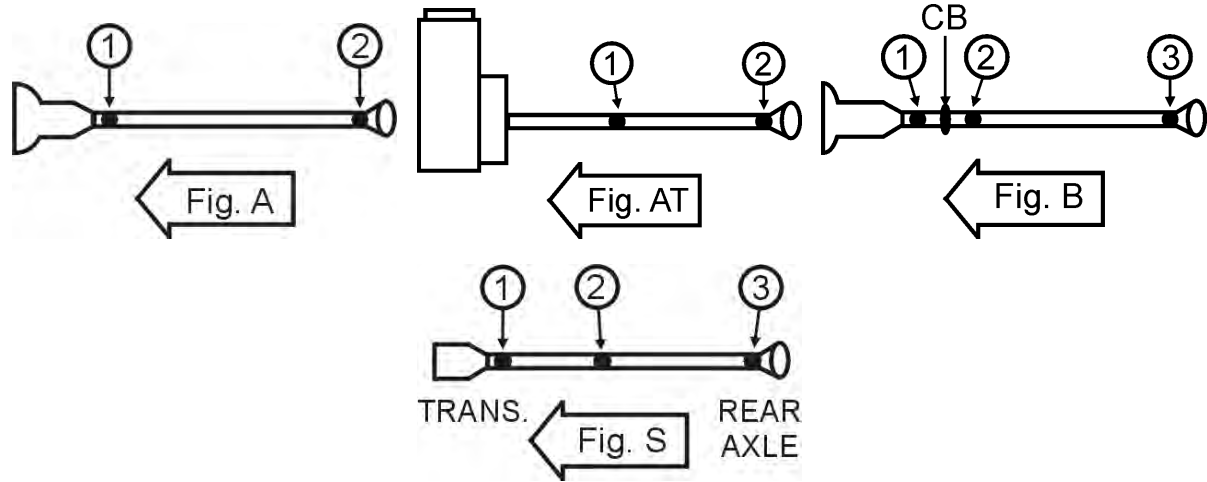
| Year | Model | Description | Fig. | Location | Spicer Part # | SPL Part # | SVL Part # |
|------|---------|--------------------|------|----------|---------------|------------|------------|
| 2006 | Torrent | 2 Piece Driveshaft | AT | 1,2 | 5-3241X | | |

Ram

| Year | Model | Description | Fig. | Location | Spicer Part # | SPL Part # | SVL Part # |
|------|-------|---|------|----------|---------------|-------------------------|------------|
| 2011 | 1500 | Exc. Big Horn & SXT; 1 Piece Driveshaft | A | 1,2 | 5-178X* | 5-1350-1X* 5-1350X** | 15-178X |
| | 1500 | Exc. Big Horn & SXT; 2 Piece Driveshaft | S | 1,2,3 | 5-213X* | 5-1330-1X* 5-1330X** | 15-213X |
| 2012 | 1500 | Exc. Tradesman HD; 1 Piece Driveshaft | A | 1,2 | 5-178X* | 5-1350-1X* 5-1350X** | 15-178X |
| | 1500 | Exc. Tradesman HD; 2 Piece Driveshaft | S | 1,2,3 | 5-213X* | 5-1330-1X* 5-1330X** | 15-213X |

* GREASEABLE ** NON-GREASEABLE

D W R



Ram (Cont'd)

| Year | Model | Description | Fig. | Location | Spicer Part # | SPL Part # | SVL Part # |
|-----------|-------|---|--------------------------------------|----------|---------------|-------------------------|------------|
| 2012 | 1500 | Tradesman HD; 2 Piece Driveshaft | S | 1,2,3 | 5-3207X** | | |
| 2013 | 1500 | Exc. ST & SXT; 2 Piece Driveshaft | S | 1,2,3 | 5-213X* | 5-1330-1X* 5-1330X** | 15-213X |
| 2013-2017 | 1500 | Exc. ST & SXT; 1 Piece Driveshaft | A | 1,2 | 5-178X* | 5-1350-1X* 5-1350X** | 15-178X |
| 2014-2017 | 1500 | Exc. ST & SXT; 2 Piece Driveshaft | S | 1,2,3 | 5-178X* | 5-1350-1X* 5-1350X** | 15-178X |
| 2011 | 2500 | L6 6.7L; Exc. Outdoorsman & SXT; 1 Piece Driveshaft | A | 1,2 | 5-3206X | | |
| | 2500 | L6 6.7L; Laramie Longhorn; 1 Piece Driveshaft | A | 1,2 | 5-3206X | | |
| | 2500 | L6 6.7L; Laramie; 1 Piece Driveshaft | A | 1,2 | 5-3206X | | |
| | 2500 | L6 6.7L; SLT; 1 Piece Driveshaft | A | 1,2 | 5-3206X | | |
| | 2500 | L6 6.7L; ST; 1 Piece Driveshaft | A | 1,2 | 5-3206X | | |
| | 2500 | V8 5.7L; Exc. Outdoorsman & SXT; 1 Piece Driveshaft | A | 1,2 | 5-3207X** | | |
| | 2500 | V8 5.7L; Laramie Longhorn; 1 Piece Driveshaft | A | 1,2 | 5-3207X** | | |
| | 2500 | V8 5.7L; Laramie; 1 Piece Driveshaft | A | 1,2 | 5-3207X** | | |
| | 2500 | V8 5.7L; SLT; 1 Piece Driveshaft | A | 1,2 | 5-3207X** | | |
| | 2500 | V8 5.7L; ST; 1 Piece Driveshaft | A | 1,2 | 5-3207X** | | |
| | 2500 | L6 6.7L; Exc. Outdoorsman & SXT; 2 Piece Driveshaft | S | 1,2,3 | 5-3206X | | |
| | 2500 | L6 6.7L; Laramie Longhorn; 2 Piece Driveshaft | S | 1,2,3 | 5-3206X | | |
| | 2500 | L6 6.7L; Laramie; 2 Piece Driveshaft | S | 1,2,3 | 5-3206X | | |
| | 2500 | L6 6.7L; SLT; 2 Piece Driveshaft | S | 1,2,3 | 5-3206X | | |
| | 2500 | L6 6.7L; ST; 2 Piece Driveshaft | S | 1,2,3 | 5-3206X | | |
| | 2500 | V8 5.7L; Exc. Outdoorsman & SXT; 2 Piece Driveshaft | S | 1,2,3 | 5-3207X** | | |
| | 2500 | V8 5.7L; Laramie Longhorn; 2 Piece Driveshaft | S | 1,2,3 | 5-3207X** | | |
| | 2012 | 2500 | V8 5.7L; Laramie; 2 Piece Driveshaft | S | 1,2,3 | 5-3207X** | |
| 2500 | | V8 5.7L; SLT; 2 Piece Driveshaft | S | 1,2,3 | 5-3207X** | | |
| 2500 | | V8 5.7L; ST; 2 Piece Driveshaft | S | 1,2,3 | 5-3207X** | | |
| 2500 | | L6 6.7L; 1 Piece Driveshaft | A | 1,2 | 5-3206X | | |
| 2013 | 2500 | V8 5.7L; 1 Piece Driveshaft | A | 1,2 | 5-3207X** | | |
| | 2500 | L6 6.7L; 2 Piece Driveshaft | S | 1,2,3 | 5-3206X | | |
| 2013 | 2500 | V8 5.7L; 2 Piece Driveshaft | S | 1,2,3 | 5-3207X** | | |
| | 2500 | Exc. SXT; 1 Piece Driveshaft | A | 1,2 | 5-3207X** | | |
| 2013 | 2500 | Exc. SXT; 2 Piece Driveshaft | S | 1,2,3 | 5-155X* | SPL70-1X* SPL70X** | 15-155X |

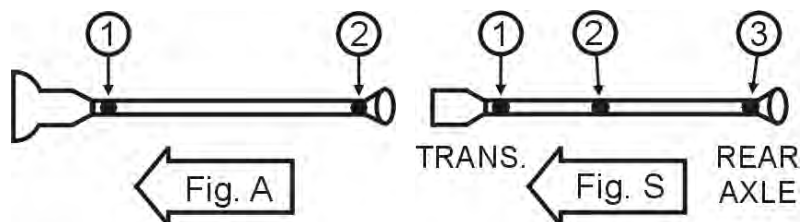
* GREASEABLE ** NON-GREASEABLE

Ram (Cont'd)

| Year | Model | Description | Fig. | Location | Spicer Part # | SPL Part # | SVL Part # |
|-----------|-------|---|------|----------|---------------|-----------------------|------------|
| 2014-2017 | 2500 | Exc. ST; 1 Piece Driveshaft | A | 1,2 | 5-3207X** | | |
| | 2500 | Exc. ST; 2 Piece Driveshaft | S | 1,2,3 | 5-155X* | SPL70-1X* SPL70X** | 15-155X |
| 2011 | 3500 | L6 6.7L; Laramie Longhorn; 1 Piece Driveshaft; Dual Rear Wheels | A | 1,2 | 5-3230X | | |
| | 3500 | L6 6.7L; Laramie Longhorn; 1 Piece Driveshaft; Single Rear Wheels | A | 1,2 | 5-3206X | | |
| | 3500 | L6 6.7L; Laramie Longhorn; 2 Piece Driveshaft; Dual Rear Wheels | S | 1,2,3 | 5-3230X | | |
| | 3500 | L6 6.7L; Laramie Longhorn; 2 Piece Driveshaft; Single Rear Wheels | S | 1,2,3 | 5-3206X | | |
| | 3500 | L6 6.7L; Laramie; Cab & Chassis; 2 Piece Driveshaft; Dual Rear Wheels | S | 1,2,3 | 5-3230X | | |
| | 3500 | L6 6.7L; Laramie; Cab & Chassis; 2 Piece Driveshaft; Single Rear Wheels | S | 1,2,3 | 5-3206X | | |
| | 3500 | L6 6.7L; Laramie; Crew Cab; 2 Piece Driveshaft; Dual Rear Wheels | S | 1,2,3 | 5-3230X | | |
| | 3500 | L6 6.7L; Laramie; Crew Cab; 2 Piece Driveshaft; Single Rear Wheels | S | 1,2,3 | 5-3206X | | |
| | 3500 | L6 6.7L; Laramie; Extended Crew Cab; 2 Piece Driveshaft; Dual Rear Wheels | S | 1,2,3 | 5-3230X | | |
| | 3500 | L6 6.7L; Laramie; Extended Crew Cab; 2 Piece Driveshaft; Single Rear Wheels | S | 1,2,3 | 5-3206X | | |
| | 3500 | L6 6.7L; SLT; Cab & Chassis; 2 Piece Driveshaft; Dual Rear Wheels | S | 1,2,3 | 5-3230X | | |
| | 3500 | L6 6.7L; SLT; Cab & Chassis; 2 Piece Driveshaft; Single Rear Wheels | S | 1,2,3 | 5-3206X | | |
| | 3500 | L6 6.7L; SLT; Crew Cab; 2 Piece Driveshaft; Dual Rear Wheels | S | 1,2,3 | 5-3230X | | |
| | 3500 | L6 6.7L; SLT; Crew Cab; 2 Piece Driveshaft; Single Rear Wheels | S | 1,2,3 | 5-3206X | | |
| | 3500 | L6 6.7L; SLT; Extended Crew Cab; 2 Piece Driveshaft; Dual Rear Wheels | S | 1,2,3 | 5-3230X | | |
| | 3500 | L6 6.7L; SLT; Extended Crew Cab; 2 Piece Driveshaft; Single Rear Wheels | S | 1,2,3 | 5-3206X | | |
| | 3500 | L6 6.7L; SLT; Standard Cab; 2 Piece Driveshaft; Dual Rear Wheels | S | 1,2,3 | 5-3230X | | |
| | 3500 | L6 6.7L; SLT; Standard Cab; 2 Piece Driveshaft; Single Rear Wheels | S | 1,2,3 | 5-3206X | | |
| | 3500 | L6 6.7L; ST; Cab & Chassis; 2 Piece Driveshaft; Dual Rear Wheels | S | 1,2,3 | 5-3230X | | |
| | 3500 | L6 6.7L; ST; Cab & Chassis; 2 Piece Driveshaft; Single Rear Wheels | S | 1,2,3 | 5-3206X | | |
| | 3500 | L6 6.7L; ST; Crew Cab; 2 Piece Driveshaft; Dual Rear Wheels | S | 1,2,3 | 5-3230X | | |
| | 3500 | L6 6.7L; ST; Crew Cab; 2 Piece Driveshaft; Single Rear Wheels | S | 1,2,3 | 5-3206X | | |
| | 3500 | L6 6.7L; ST; Standard Cab; 2 Piece Driveshaft; Dual Rear Wheels | S | 1,2,3 | 5-3230X | | |
| | 3500 | L6 6.7L; ST; Standard Cab; 2 Piece Driveshaft; Single Rear Wheels | S | 1,2,3 | 5-3206X | | |
| | 3500 | V8 5.7L; Laramie; 2 Piece Driveshaft; Dual Rear Wheels | S | 1,2,3 | 5-3230X | | |
| | 3500 | V8 5.7L; Laramie; 2 Piece Driveshaft; Single Rear Wheels | S | 1,2,3 | 5-3206X | | |
| | 3500 | V8 5.7L; SLT; 2 Piece Driveshaft; Dual Rear Wheels | S | 1,2,3 | 5-3230X | | |
| | 3500 | V8 5.7L; SLT; 2 Piece Driveshaft; Single Rear Wheels | S | 1,2,3 | 5-3206X | | |
| | 3500 | V8 5.7L; ST; 2 Piece Driveshaft; Dual Rear Wheels | S | 1,2,3 | 5-3230X | | |
| | 3500 | V8 5.7L; ST; 2 Piece Driveshaft; Single Rear Wheels | S | 1,2,3 | 5-3206X | | |
| 2011-2012 | 3500 | L6 6.7L; Laramie; Cab & Chassis; Auto Trans; 1 Piece Driveshaft | A | 1,2 | 5-3230X | | |

* GREASEABLE ** NON-GREASEABLE

RWD



Ram (Cont'd)

| Year | Model | Description | Fig. | Location | Spicer Part # | SPL Part # | SVL Part # |
|-----------|-------|---|--------------------------------------|----------|---------------|-----------------------|------------|
| 2011-2012 | 3500 | L6 6.7L; Laramie; Cab & Chassis; Standard Trans; 1 Piece Driveshaft | A | 1,2 | 5-3230X | | |
| | 3500 | L6 6.7L; Laramie; Crew Cab; 1 Piece Driveshaft; Dual Rear Wheels | A | 1,2 | 5-3230X | | |
| | 3500 | L6 6.7L; Laramie; Crew Cab; 1 Piece Driveshaft; Single Rear Wheels | A | 1,2 | 5-3206X | | |
| | 3500 | L6 6.7L; Laramie; Extended Crew Cab; 1 Piece Driveshaft; Dual Rear Wheels | A | 1,2 | 5-3230X | | |
| | 3500 | L6 6.7L; Laramie; Extended Crew Cab; 1 Piece Driveshaft; Single Rear Wheels | A | 1,2 | 5-3206X | | |
| | 3500 | L6 6.7L; SLT; Cab & Chassis; Auto Trans; 1 Piece Driveshaft | A | 1,2 | 5-3230X | | |
| | 3500 | L6 6.7L; SLT; Cab & Chassis; Standard Trans; 1 Piece Driveshaft | A | 1,2 | 5-3230X | | |
| | 3500 | L6 6.7L; SLT; Crew Cab; 1 Piece Driveshaft; Dual Rear Wheels | A | 1,2 | 5-3230X | | |
| | 3500 | L6 6.7L; SLT; Crew Cab; 1 Piece Driveshaft; Single Rear Wheels | A | 1,2 | 5-3206X | | |
| | 3500 | L6 6.7L; SLT; Extended Crew Cab; 1 Piece Driveshaft; Dual Rear Wheels | A | 1,2 | 5-3230X | | |
| | 3500 | L6 6.7L; SLT; Extended Crew Cab; 1 Piece Driveshaft; Single Rear Wheels | A | 1,2 | 5-3206X | | |
| | 3500 | L6 6.7L; SLT; Standard Cab; 1 Piece Driveshaft; Dual Rear Wheels | A | 1,2 | 5-3230X | | |
| | 3500 | L6 6.7L; SLT; Standard Cab; 1 Piece Driveshaft; Single Rear Wheels | A | 1,2 | 5-3206X | | |
| | 3500 | L6 6.7L; ST; Cab & Chassis; Auto Trans; 1 Piece Driveshaft | A | 1,2 | 5-3230X | | |
| | 3500 | L6 6.7L; ST; Cab & Chassis; Standard Trans; 1 Piece Driveshaft | A | 1,2 | 5-3230X | | |
| | 3500 | L6 6.7L; ST; Crew Cab; 1 Piece Driveshaft; Dual Rear Wheels | A | 1,2 | 5-3230X | | |
| | 3500 | L6 6.7L; ST; Crew Cab; 1 Piece Driveshaft; Single Rear Wheels | A | 1,2 | 5-3206X | | |
| | 3500 | L6 6.7L; ST; Standard Cab; 1 Piece Driveshaft; Dual Rear Wheels | A | 1,2 | 5-3230X | | |
| | 3500 | L6 6.7L; ST; Standard Cab; 1 Piece Driveshaft; Single Rear Wheels | A | 1,2 | 5-3206X | | |
| | 2012 | 3500 | V8 5.7L; Laramie; 1 Piece Driveshaft | A | 1,2 | 5-3230X | |
| 3500 | | V8 5.7L; SLT; 1 Piece Driveshaft | A | 1,2 | 5-3230X | | |
| 3500 | | V8 5.7L; ST; 1 Piece Driveshaft | A | 1,2 | 5-3230X | | |
| 2012 | 3500 | Laramie Longhorn; 1 Piece Driveshaft; Dual Rear Wheels | A | 1,2 | 5-3230X | | |
| | 3500 | Laramie Longhorn; 1 Piece Driveshaft; Single Rear Wheels | A | 1,2 | 5-3206X | | |
| | 3500 | 2 Piece Driveshaft; Dual Rear Wheels | S | 1,2,3 | 5-3230X | | |
| 2013 | 3500 | Exc. SXT; 1 Piece Driveshaft | A | 1,2 | 5-155X* | SPL70-1X* SPL70X** | 15-155X |
| | 3500 | Exc. SXT; 2 Piece Driveshaft | S | 1,2,3 | 5-155X* | SPL70-1X* SPL70X** | 15-155X |
| 2014-2017 | 3500 | Exc. ST; 1 Piece Driveshaft | A | 1,2 | 5-155X* | SPL70-1X* SPL70X** | 15-155X |

* GREASEABLE ** NON-GREASEABLE

RWD

Ram (Cont'd)

| Year | Model | Description | Fig. | Location | Spicer Part # | SPL Part # | SVL Part # |
|-----------|--------|-----------------------------|------|----------|---------------|-------------------------|------------|
| 2014-2017 | 3500 | Exc. ST; 2 Piece Driveshaft | S | 1,2,3 | 5-155X* | SPL70-1X* SPL70X** | 15-155X |
| 2011 | 4500 | 1 Piece Driveshaft | A | 1,2 | 5-155X* | SPL70-1X* SPL70X** | 15-155X |
| | 4500 | 3 Piece Driveshaft | R | 1,2,3,4 | 5-155X* | SPL70-1X* SPL70X** | 15-155X |
| 2012 | 4500 | 1 Piece Driveshaft | A | 1,2 | 5-3230X | | |
| 2014-2015 | 4500 | Exc. ST; 1 Piece Driveshaft | A | 1,2 | 5-155X* | SPL70-1X* SPL70X** | 15-155X |
| | 4500 | Exc. ST; 2 Piece Driveshaft | S | 1,2,3 | 5-155X* | SPL70-1X* SPL70X** | 15-155X |
| 2016-2017 | 4500 | 1 Piece Driveshaft | A | 1,2 | 5-155X* | SPL70-1X* SPL70X** | 15-155X |
| | 4500 | 2 Piece Driveshaft | S | 1,2,3 | 5-155X* | SPL70-1X* SPL70X** | 15-155X |
| 2011 | 5500 | 1 Piece Driveshaft | A | 1,2 | 5-155X* | SPL70-1X* SPL70X** | 15-155X |
| | 5500 | 3 Piece Driveshaft | R | 1,2,3,4 | 5-155X* | SPL70-1X* SPL70X** | 15-155X |
| 2012 | 5500 | 1 Piece Driveshaft | A | 1,2 | 5-3230X | | |
| 2015 | 5500 | Exc. ST; 1 Piece Driveshaft | A | 1,2 | 5-155X* | SPL70-1X* SPL70X** | 15-155X |
| | 5500 | Exc. ST; 2 Piece Driveshaft | S | 1,2,3 | 5-155X* | SPL70-1X* SPL70X** | 15-155X |
| 2016-2017 | 5500 | 1 Piece Driveshaft | A | 1,2 | 5-155X* | SPL70-1X* SPL70X** | 15-155X |
| | 5500 | 2 Piece Driveshaft | S | 1,2,3 | 5-155X* | SPL70-1X* SPL70X** | 15-155X |
| 2011 | Dakota | 1 Piece Driveshaft | A | 1,2 | 5-213X* | 5-1330-1X* 5-1330X** | 15-213X |
| | Dakota | 2 Piece Driveshaft | B | 1,2,3 | 5-213X* | 5-1330-1X* 5-1330X** | 15-213X |

Saturn

| Year | Model | Description | Fig. | Location | Spicer Part # | SPL Part # | SVL Part # |
|-----------|-------|--------------------|------|----------|---------------|------------|------------|
| 2002-2007 | Vue | 2 Piece Driveshaft | AT | 1,2 | 5-3241X | | |

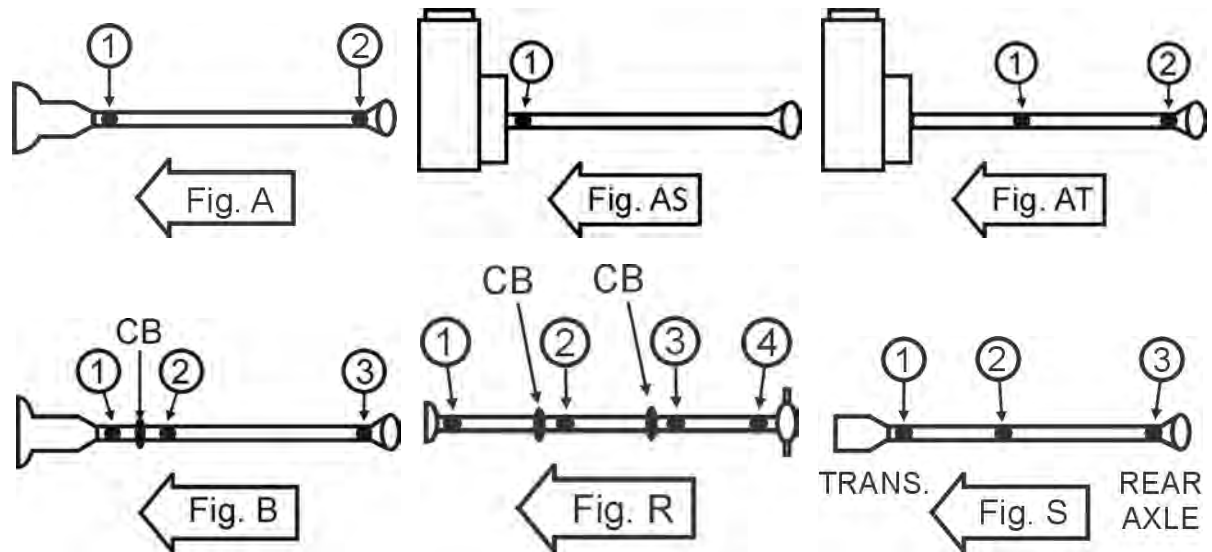
Subaru

| Year | Model | Description | Fig. | Location | Spicer Part # | SPL Part # | SVL Part # |
|-----------|-------|-------------|------|----------|---------------|------------|------------|
| 1978-1987 | Brat | | A | 1,2 | 5-1501X | | |

Suzuki

| Year | Model | Description | Fig. | Location | Spicer Part # | SPL Part # | SVL Part # |
|-----------|--------------|------------------------------------|------|----------|---------------|-------------------------|------------|
| 2009-2012 | Equator | 2 Piece Driveshaft | S | 1,2,3 | 5-153X* | 5-1310-1X* 5-1310X** | 15-153X |
| 1999 | Grand Vitara | Auto Trans | A | 1,2 | 5-1503X | | |
| | Grand Vitara | Standard Trans | A | 1,2 | 5-3257X | | |
| 2000-2005 | Grand Vitara | Auto Trans; 1 Piece Driveshaft | A | 1,2 | 5-1503X | | |
| | Grand Vitara | Standard Trans; 1 Piece Driveshaft | A | 1,2 | 5-3257X | | |
| 2001 | Grand Vitara | 1 Piece Driveshaft | AS | 1 | 5-3257X | | |
| 2006-2013 | Grand Vitara | 1 Piece Driveshaft | A | 1,2 | 5-3257X | | |
| 1990-1998 | Sidekick | | A | 1,2 | 5-1503X | | |
| 1999 | Vitara | | A | 1,2 | 5-1503X | | |
| 2000-2003 | Vitara | 1 Piece Driveshaft | A | 1,2 | 5-1503X | | |
| 2004 | Vitara | Auto Trans; 1 Piece Driveshaft | A | 1,2 | 5-1503X | | |
| | Vitara | Standard Trans; 1 Piece Driveshaft | A | 1,2 | 5-3257X | | |
| 2002-2006 | XL-7 | 1 Piece Driveshaft | AS | 1 | 5-3257X | | |

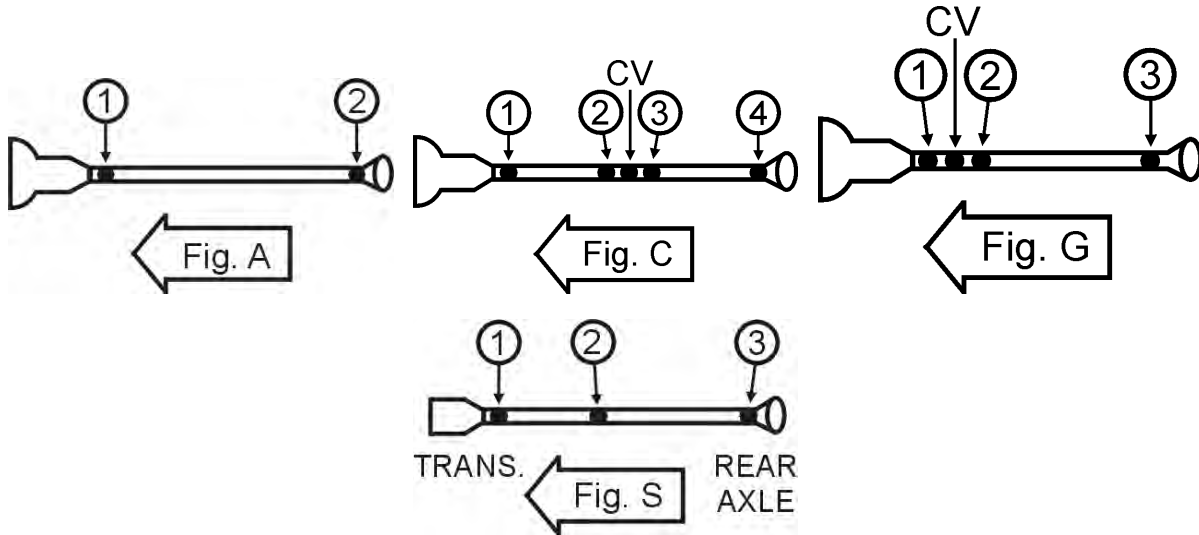
* GREASEABLE ** NON-GREASEABLE



Toyota

| Year | Model | Description | Fig. | Location | Spicer Part # | SPL Part # | SVL Part # |
|-----------|------------|--|------|----------|---------------|-------------------------|------------|
| 1990-1999 | 4Runner | | A | 1,2 | 5-1510X* | | |
| 2000-2015 | 4Runner | 1 Piece Driveshaft | A | 1,2 | 5-1510X* | | |
| 2007-2014 | FJ Cruiser | 1 Piece Driveshaft | A | 1,2 | 5-1510X* | | |
| 1969-1978 | Pickup | | A | 1,2 | 5-1508X | | |
| 1979-1983 | Pickup | 1/2 Ton; 1 Piece Driveshaft | A | 1,2 | 5-1510X* | | |
| | Pickup | Exc. 1/2 Ton; 1 Piece Driveshaft | A | 1,2 | 5-1508X | | |
| | Pickup | 1/2 Ton; 2 Piece Driveshaft | S | 1,2,3 | 5-1510X* | | |
| | Pickup | Exc. 1/2 Ton; 2 Piece Driveshaft | S | 1,2,3 | 5-1508X | | |
| 1984-1988 | Pickup | 4 Speed; Auto Trans; 1 Piece Driveshaft | A | 1,2 | 5-1510X* | | |
| | Pickup | 4 Speed; Standard Trans; 1 Piece Driveshaft | A | 1,2 | 5-1508X | | |
| | Pickup | 5 Speed; 1 Piece Driveshaft | A | 1,2 | 5-1510X* | | |
| | Pickup | 4 Speed; Auto Trans; 2 Piece Driveshaft | S | 1,2,3 | 5-1510X* | | |
| | Pickup | 4 Speed; Standard Trans; 2 Piece Driveshaft | S | 1,2,3 | 5-1508X | | |
| | Pickup | 5 Speed; 2 Piece Driveshaft | S | 1,2,3 | 5-1510X* | | |
| 1989-1995 | Pickup | 1 Piece Driveshaft; w/ Inside Snap Rings | A | 1,2 | 5-1510X* | | |
| | Pickup | 1 Piece Driveshaft; w/ Outside Snap Rings | A | 1,2 | 5-153X* | 5-1310-1X* 5-1310X** | 15-153X |
| | Pickup | 2 Piece Driveshaft | S | 1,2,3 | 5-1510X* | | |
| 1991-1992 | Previa | Automatic | A | 1,2 | 5-1510X* | | |
| 2001-2004 | Sequoia | 1 Piece Driveshaft | A | 1,2 | 5-153X* | 5-1310-1X* 5-1310X** | 15-153X |
| 2008-2017 | Sequoia | 1 Piece Driveshaft | A | 1,2 | 5-178X* | 5-1350-1X* 5-1350X** | 15-178X |
| 1993-1996 | T100 | w/ Inside Snap Rings | S | 1,2,3 | 5-1510X* | | |
| | T100 | w/ Outside Snap Rings | S | 1,2,3 | 5-153X* | 5-1310-1X* 5-1310X** | 15-153X |
| 1997-1998 | T100 | | S | 1,2,3 | 5-153X* | 5-1310-1X* 5-1310X** | 15-153X |
| 1995-1997 | Tacoma | Standard Cab; 1 Piece Driveshaft; w/ Inside Snap Rings | A | 1,2 | 5-1510X* | | |
| | Tacoma | Standard Cab; 1 Piece Driveshaft; w/ Outside Snap Rings | A | 1,2 | 5-153X* | 5-1310-1X* 5-1310X** | 15-153X |
| | Tacoma | Extended Cab; 2 Piece Driveshaft | S | 1,2,3 | 5-1510X* | | |
| 1998 | Tacoma | DLX; Standard Cab; 1 Piece Driveshaft; w/ Inside Snap Rings | A | 1,2 | 5-1510X* | | |
| | Tacoma | DLX; Standard Cab; 1 Piece Driveshaft; w/ Outside Snap Rings | A | 1,2 | 5-153X* | 5-1310-1X* 5-1310X** | 15-153X |

* GREASEABLE ** NON-GREASEABLE



RWD

Toyota (Cont'd)

| Year | Model | Description | Fig. | Location | Spicer Part # | SPL Part # | SVL Part # |
|-----------|--------|--|------|----------|---------------|-------------------------|------------|
| 1998-1999 | Tacoma | Pre Runner; Extended Cab; 1 Piece Driveshaft; CV at Center Bearing | C | 1,4 | 5-1510X* | | |
| | Tacoma | Base; DLX; Extended Cab; 2 Piece Driveshaft | S | 1,2,3 | 5-1510X* | | |
| 1999 | Tacoma | Base; DLX; Standard Cab; 1 Piece Driveshaft; w/ Inside Snap Rings | A | 1,2 | 5-1510X* | | |
| | Tacoma | Base; DLX; Standard Cab; 1 Piece Driveshaft; w/ Outside Snap Rings | A | 1,2 | 5-153X* | 5-1310-1X* 5-1310X** | 15-153X |
| | Tacoma | Pre Runner; Standard Cab; 1 Piece Driveshaft; CV at Trans | G | 3 | 5-1510X* | | |
| | Tacoma | L4 2.7L; SR5; 1 Piece Driveshaft | A | 1,2 | 5-1510X* | | |
| 2000 | Tacoma | L4 2.4L; SR5; 2 Piece Driveshaft; Extra Cab | S | 1,2,3 | 5-1510X* | | |
| | Tacoma | V6 3.4L; SR5; 2 Piece Driveshaft | S | 1,2,3 | 5-1510X* | | |
| | Tacoma | L4 2.7L; Base; 1 Piece Driveshaft | A | 1,2 | 5-1510X* | | |
| 2000-2002 | Tacoma | L4 2.7L; Pre Runner; 1 Piece Driveshaft | A | 1,2 | 5-1510X* | | |
| | Tacoma | L4 2.4L; Base; Standard Cab; 1 Piece Driveshaft; Dana Axle | A | 1,2 | 5-153X* | 5-1310-1X* 5-1310X** | 15-153X |
| 2000-2004 | Tacoma | L4 2.4L; Base; Standard Cab; 1 Piece Driveshaft; Exc. Dana Axle | A | 1,2 | 5-1510X* | | |
| | Tacoma | V6 3.4L; Pre Runner; 2 Piece Driveshaft | C | 1,4 | 5-1510X* | | |
| | Tacoma | L4 2.4L; Base; 2 Piece Driveshaft; Extra Cab | S | 1,2,3 | 5-1510X* | | |
| | Tacoma | V6 3.4L; Base; 2 Piece Driveshaft | S | 1,2,3 | 5-1510X* | | |
| 2001-2004 | Tacoma | V6 3.4L; S-Runner; 2 Piece Driveshaft | S | 1,2,3 | 5-1510X* | | |
| 2003-2004 | Tacoma | L4 2.7L; Base; Standard Cab; 1 Piece Driveshaft | A | 1,2 | 5-1510X* | | |
| | Tacoma | L4 2.7L; Pre Runner; Standard Cab; 1 Piece Driveshaft | A | 1,2 | 5-1510X* | | |
| | Tacoma | L4 2.7L; Base; 2 Piece Driveshaft; Extra Cab | C | 1,4 | 5-1510X* | | |
| | Tacoma | L4 2.7L; Pre Runner; 2 Piece Driveshaft; Extra Cab | C | 1,4 | 5-1510X* | | |
| 2005-2014 | Tacoma | 1 Piece Driveshaft | A | 1,2 | 5-213X* | 5-1330-1X* 5-1330X** | 15-213X |
| 2005-2017 | Tacoma | 2 Piece Driveshaft | S | 1,2,3 | 5-213X* | 5-1330-1X* 5-1330X** | 15-213X |
| 2000-2004 | Tundra | 2 Piece Driveshaft | S | 1,2,3 | 5-153X* | 5-1310-1X* 5-1310X** | 15-153X |
| 2005-2006 | Tundra | 2 Piece Driveshaft | S | 1,2,3 | 5-213X* | 5-1330-1X* 5-1330X** | 15-213X |
| 2007-2017 | Tundra | 1 Piece Driveshaft | A | 1,2 | 5-178X* | 5-1350-1X* 5-1350X** | 15-178X |
| | Tundra | 2 Piece Driveshaft | S | 1,2,3 | 5-178X* | 5-1350-1X* 5-1350X** | 15-178X |
| 1984-1985 | Van | | A | 1,2 | 5-3223X | | |

* GREASEABLE ** NON-GREASEABLE

Acura

| Year | Model | Description | Fig. | Location | Spicer Part # | SPL Part # | SVL Part # |
|-----------|-------|-------------|------|-----------|---------------|------------|------------|
| 1996-1997 | SLX | | N | 2,3,4,5,6 | 5-1515X | | |
| 1998-1999 | SLX | | L | 2,3 | 5-1515X | | |
| | SLX | | L | 4,5 | 5-3259-1X | | |

AM General

| Year | Model | Description | Fig. | Location | Spicer Part # | SPL Part # | SVL Part # |
|-----------|--------|--------------------|------|----------|---------------|-------------------------|------------|
| 2000-2001 | Hummer | 1 Piece Driveshaft | P | 2,3,4 | 5-213X* | 5-1330-1X* 5-1330X** | 15-213X |
| | Hummer | 1 Piece Driveshaft | P | 5,6 | 5-178X* | 5-1350-1X* 5-1350X** | 15-178X |

Buick

| Year | Model | Description | Fig. | Location | Spicer Part # | SPL Part # | SVL Part # |
|-----------|---------|-------------|------|----------|---------------|-------------------------|------------|
| 2004-2007 | Rainier | | L | 2 | 5-160X* | 5-1410-1X* 5-1410X** | 15-160X |
| | Rainier | | L | 4,5 | 5-3147X* | 5-795X** | 15-3147X |

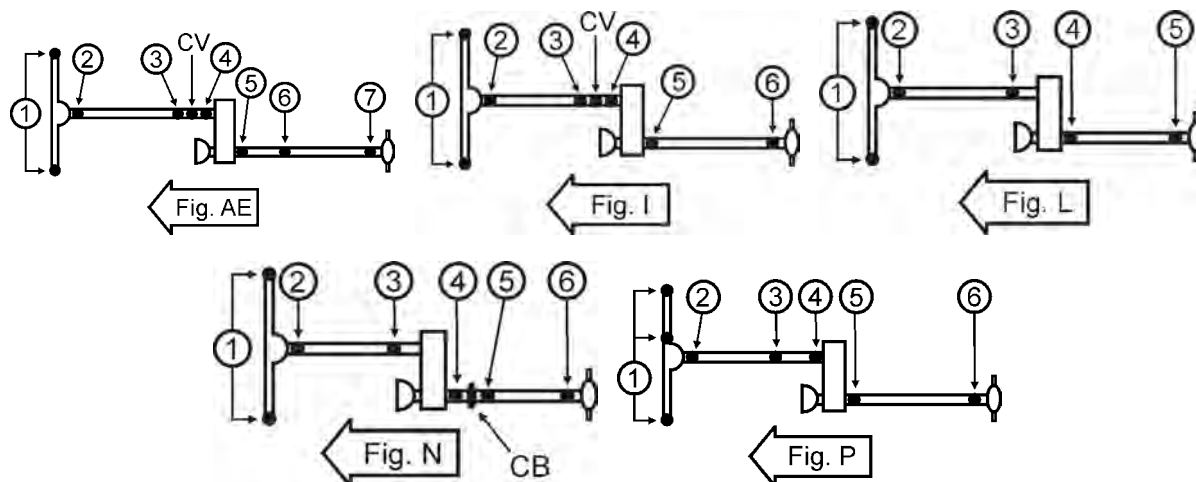
Cadillac

| Year | Model | Description | Fig. | Location | Spicer Part # | SPL Part # | SVL Part # |
|-----------|--------------|-------------------------------------|------|----------|---------------|-------------------------|------------|
| 2002-2006 | Escalade | V8 6.0L; 1 Piece Driveshaft | L | 2,3,4,5 | 5-3147X* | 5-795X** | 15-3147X |
| 2005 | Escalade | V8 5.3L; 1 Piece Driveshaft | L | 2,3,4,5 | 5-3147X* | 5-795X** | 15-3147X |
| 2007 | Escalade | V8 6.2L; 1 Piece Driveshaft | L | 2,3,4,5 | 5-3147X* | 5-795X** | 15-3147X |
| 2008 | Escalade | 1 Piece Driveshaft | L | 2,3,4,5 | 5-3147X* | 5-795X** | 15-3147X |
| 2009-2016 | Escalade | 1 Piece Driveshaft | L | 2,3 | 5-3147X* | 5-795X** | 15-3147X |
| 2010 | Escalade | Base; 1 Piece Driveshaft | L | 4,5 | 5-178X* | 5-1350-1X* 5-1350X** | 15-178X |
| | Escalade | Hybrid Platinum; 1 Piece Driveshaft | L | 4,5 | 5-178X* | 5-1350-1X* 5-1350X** | 15-178X |
| | Escalade | Hybrid; 1 Piece Driveshaft | L | 4,5 | 5-3147X* | 5-795X** | 15-3147X |
| | Escalade | Platinum; 1 Piece Driveshaft | L | 4,5 | 5-178X* | 5-1350-1X* 5-1350X** | 15-178X |
| 2011-2014 | Escalade | 1 Piece Driveshaft | L | 4,5 | 5-178X* | 5-1350-1X* 5-1350X** | 15-178X |
| 2015-2016 | Escalade | 1 Piece Driveshaft | L | 4,5 | 5-160X* | 5-1410-1X* 5-1410X** | 15-160X |
| 2004 | Escalade ESV | 1 Piece Driveshaft | L | 2,3,4 | 5-3147X* | 5-795X** | 15-3147X |
| 2005-2008 | Escalade ESV | 1 Piece Driveshaft | L | 2,3,4,5 | 5-3147X* | 5-795X** | 15-3147X |
| 2009-2014 | Escalade ESV | 1 Piece Driveshaft | L | 2,3 | 5-3147X* | 5-795X** | 15-3147X |
| | Escalade ESV | 1 Piece Driveshaft | L | 4,5 | 5-178X* | 5-1350-1X* 5-1350X** | 15-178X |
| 2015-2016 | Escalade ESV | 1 Piece Driveshaft | L | 2,3,4,5 | 5-160X* | 5-1410-1X* 5-1410X** | 15-160X |
| 2002-2008 | Escalade EXT | 1 Piece Driveshaft | L | 2,3,4,5 | 5-3147X* | 5-795X** | 15-3147X |
| 2009-2013 | Escalade EXT | 1 Piece Driveshaft | L | 2,3 | 5-3147X* | 5-795X** | 15-3147X |
| | Escalade EXT | 1 Piece Driveshaft | L | 4,5 | 5-178X* | 5-1350-1X* 5-1350X** | 15-178X |

Chevrolet

| Year | Model | Description | Fig. | Location | Spicer Part # | SPL Part # | SVL Part # |
|-----------|-----------|-----------------------------|------|----------|---------------|-------------------------|------------|
| 1990-2002 | Astro | | L | 2,4 | 5-3147X* | 5-795X** | 15-3147X |
| | Astro | | L | 5 | 5-178X* | 5-1350-1X* 5-1350X** | 15-178X |
| 2003-2005 | Astro | | L | 2,4,5 | 5-3147X* | 5-795X** | 15-3147X |
| 2007-2008 | Avalanche | V8 6.0L; 1 Piece Driveshaft | L | 2,3 | 5-3147X* | 5-795X** | 15-3147X |
| | Avalanche | V8 5.3L; 1 Piece Driveshaft | L | 2,3,4,5 | 5-3147X* | 5-795X** | 15-3147X |
| | Avalanche | V8 6.0L; 1 Piece Driveshaft | L | 4,5 | 5-178X* | 5-1350-1X* 5-1350X** | 15-178X |
| 2009-2013 | Avalanche | 1 Piece Driveshaft | L | 2,3 | 5-3147X* | 5-795X** | 15-3147X |

* GREASEABLE ** NON-GREASEABLE



Chevrolet (Cont'd)

| Year | Model | Description | Fig. | Location | Spicer Part # | SPL Part # | SVL Part # |
|-----------|----------------|--|------|-----------|---------------|-------------------------|------------|
| 2009-2013 | Avalanche | 1 Piece Driveshaft | L | 4,5 | 5-178X* | 5-1350-1X* 5-1350X** | 15-178X |
| 2002-2006 | Avalanche 1500 | 1 Piece Driveshaft | L | 2,3,4,5 | 5-3147X* | 5-795X** | 15-3147X |
| 2002-2006 | Avalanche 2500 | 1 Piece Driveshaft | L | 2,3 | 5-3147X* | 5-795X** | 15-3147X |
| | Avalanche 2500 | 1 Piece Driveshaft | L | 4,5 | 5-160X* | 5-1410-1X* 5-1410X** | 15-160X |
| 1969-1971 | Blazer | | I | 1 | 5-260X** | | 15-260X |
| | Blazer | | I | 2,3,4,5,6 | 5-153X* | 5-1310-1X* 5-1310X** | 15-153X |
| 1972-1974 | Blazer | w/ Inside Snap Rings | I | 2,3,4 | 5-3147X* | 5-795X** | 15-3147X |
| | Blazer | w/ Outside Snap Rings | I | 2,3,4 | 5-153X* | 5-1310-1X* 5-1310X** | 15-153X |
| | Blazer | | I | 5,6 | 5-153X* | 5-1310-1X* 5-1310X** | 15-153X |
| 1987 | Blazer | | I | 1 | 5-3226X | 5-760X** | |
| | Blazer | | I | 2 | 5-153X* | 5-1310-1X* 5-1310X** | 15-153X |
| | Blazer | | I | 3,4 | 5-3147X* | 5-795X** | 15-3147X |
| | Blazer | 3 Speed; 5 Speed | I | 5,6 | 5-3147X* | 5-795X** | 15-3147X |
| | Blazer | Auto Trans; 4 Speed | I | 5,6 | 5-3147X* | 5-795X** | 15-3147X |
| | Blazer | Standard Trans; 4 Speed | I | 5,6 | 5-178X* | 5-1350-1X* 5-1350X** | 15-178X |
| 1987-1991 | Blazer | | I | CV | 211009X | | |
| 1988 | Blazer | 2 Piece Driveshaft; w/ Aluminum Driveshaft | AE | 5,7 | 5-3147X* | 5-795X** | 15-3147X |
| | Blazer | 2 Piece Driveshaft; w/ Steel Driveshaft | AE | 5,7 | 5-178X* | 5-1350-1X* 5-1350X** | 15-178X |
| | Blazer | 1 Piece Driveshaft; w/ Press-on Slip Yoke Seal | L | 2 | 5-3213X | | |
| | Blazer | 1 Piece Driveshaft; w/ Screw-on Slip Yoke Seal | L | 2,3 | 5-160X* | 5-1410-1X* 5-1410X** | 15-160X |
| | Blazer | 1 Piece Driveshaft | L | 4,5 | 5-3147X* | 5-795X** | 15-3147X |
| 1988-1991 | Blazer | 2 Piece Driveshaft | AE | 1 | 5-3226X | 5-760X** | |
| | Blazer | 2 Piece Driveshaft | AE | 2 | 5-153X* | 5-1310-1X* 5-1310X** | 15-153X |
| | Blazer | 2 Piece Driveshaft | AE | 3,4 | 5-3147X* | 5-795X** | 15-3147X |
| 1989-1990 | Blazer | 1 Piece Driveshaft; w/ Press-on Slip Yoke Seal | L | 2,3 | 5-153X* | 5-1310-1X* 5-1310X** | 15-153X |
| | Blazer | 1 Piece Driveshaft; w/ Slip-on Slip Yoke Seal | L | 2,3 | 5-160X* | 5-1410-1X* 5-1410X** | 15-160X |
| 1989-1991 | Blazer | Auto Trans; 4 Speed; 2 Piece Driveshaft | AE | 5,7 | 5-3147X* | 5-795X** | 15-3147X |
| | Blazer | Standard Trans; 4 Speed; 2 Piece Driveshaft; w/ Steel Driveshaft | AE | 5,7 | 5-178X* | 5-1350-1X* 5-1350X** | 15-178X |

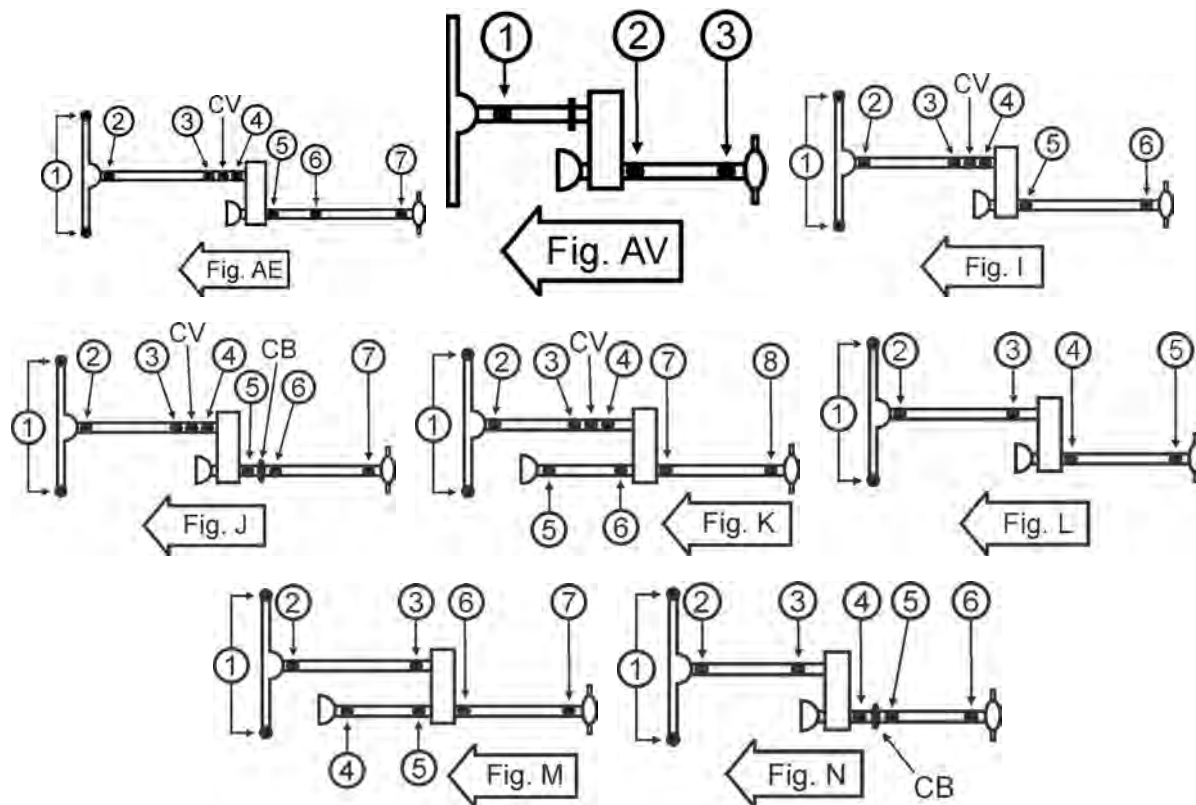
* GREASEABLE ** NON-GREASEABLE

4 W D

Chevrolet (Cont'd)

| Year | Model | Description | Fig. | Location | Spicer Part # | SPL Part # | SVL Part # |
|-----------|--------------|---|------|---------------|---------------|-------------------------|------------|
| 1989-1991 | Blazer | Standard Trans; 5 Speed; 2 Piece Driveshaft | AE | 5,7 | 5-3147X* | 5-795X** | 15-3147X |
| | Blazer | Auto Trans; 4 Speed; 1 Piece Driveshaft | L | 4,5 | 5-3147X* | 5-795X** | 15-3147X |
| | Blazer | Standard Trans; 4 Speed; 1 Piece Steel Driveshaft | L | 4,5 | 5-178X* | 5-1350-1X* 5-1350X** | 15-178X |
| | Blazer | Standard Trans; 5 Speed; 1 Piece Driveshaft | L | 4,5 | 5-3147X* | 5-795X** | 15-3147X |
| 1991 | Blazer | 1 Piece Driveshaft | L | 2 | 5-153X* | 5-1310-1X* 5-1310X** | 15-153X |
| | Blazer | 1 Piece Driveshaft; w/ Press-on Slip Yoke Seal | L | 3 | 5-153X* | 5-1310-1X* 5-1310X** | 15-153X |
| 1992-1994 | Blazer | | L | 2,3,4,5 | 5-3147X* | 5-795X** | 15-3147X |
| 1995-1999 | Blazer | | L | 2 | 5-160X* | 5-1410-1X* 5-1410X** | 15-160X |
| | Blazer | 2 Door; w/ ZR2 High Wider Sport Package | L | 4,5 | 5-178X* | 5-1350-1X* 5-1350X** | 15-178X |
| | Blazer | 2 Door; w/o ZR2 High Wider Sport Package | L | 4,5 | 5-3147X* | 5-795X** | 15-3147X |
| | Blazer | 4 Door | L | 4,5 | 5-3147X* | 5-795X** | 15-3147X |
| 2000-2001 | Blazer | 1 Piece Driveshaft; Exc. ZR2 Higher Wider Package | AV | 2,3 | 5-3147X* | 5-795X** | 15-3147X |
| 2000-2005 | Blazer | 1 Piece Driveshaft | AV | 1 | 5-3213X | | |
| | Blazer | 1 Piece Driveshaft; ZR2 Higher Wider Package | AV | 2,3 | 5-178X* | 5-1350-1X* 5-1350X** | 15-178X |
| 2002 | Blazer | 1 Piece Driveshaft; Exc. ZR2 Higher Wider Package | AV | 2,3 | 5-3213X | | |
| 2003-2005 | Blazer | 1 Piece Driveshaft; Exc. ZR2 Higher Wider Package | AV | 2,3 | 5-3147X* | 5-795X** | 15-3147X |
| 2004-2012 | Colorado | 1 Piece Driveshaft | AV | 1 | 5-153X* | 5-1310-1X* 5-1310X** | 15-153X |
| | Colorado | 1 Piece Driveshaft | AV | 2 | 5-213X* | 5-1330-1X* 5-1330X** | 15-213X |
| | Colorado | 1 Piece Driveshaft | AV | 3 | 5-212X* | 5-793X** | |
| 2015-2016 | Colorado | 1 Piece Driveshaft | AV | 1,2,3 | 5-178X* | 5-1350-1X* 5-1350X** | 15-178X |
| 2005-2006 | Equinox | 2 Piece Driveshaft | N | 5,6 | 5-3241X | | |
| 2006-2014 | Express 1500 | V8 5.3L; 1 Piece Driveshaft | L | 2,3,4,5 | 5-3147X* | 5-795X** | 15-3147X |
| 1975-1976 | K10 | | K | 1 | 5-3226X | 5-760X** | |
| | K10 | | K | 2,3,4,5,6,7,8 | 5-153X* | 5-1310-1X* 5-1310X** | 15-153X |
| 1977 | K10 | | I | 2,3,4,5,6 | 5-153X* | 5-1310-1X* 5-1310X** | 15-153X |
| 1977-1978 | K10 | w/ Inside Snap Rings | J | CV | 211009X | | |
| 1978 | K10 | 1 Piece Driveshaft | I | 1 | 5-3226X | 5-760X** | |
| | K10 | 1 Piece Driveshaft | I | 2,5,6 | 5-153X* | 5-1310-1X* 5-1310X** | 15-153X |
| | K10 | 1 Piece Driveshaft; w/ Inside Snap Rings | I | 3,4 | 5-3147X* | 5-795X** | 15-3147X |
| | K10 | 1 Piece Driveshaft; w/ Outside Snap Rings | I | 3,4 | 5-153X* | 5-1310-1X* 5-1310X** | 15-153X |
| | K10 | 2 Piece Driveshaft; w/ Inside Snap Rings | I | 3,4 | 5-3147X* | 5-795X** | 15-3147X |
| | K10 | 2 Piece Driveshaft; w/ Outside Snap Rings | I | 3,4 | 5-153X* | 5-1310-1X* 5-1310X** | 15-153X |
| | K10 | 2 Piece Driveshaft | J | 1 | 5-3226X | 5-760X** | |
| | K10 | 2 Piece Driveshaft | J | 2,5 | 5-153X* | 5-1310-1X* 5-1310X** | 15-153X |
| | K10 | 2 Piece Driveshaft | J | 6,7 | 5-178X* | 5-1350-1X* 5-1350X** | 15-178X |
| | K10 | | I | 5,6 | 5-153X* | 5-1310-1X* 5-1310X** | 15-153X |
| 1979-1981 | K10 | | I | 1 | 5-3226X | 5-760X** | |
| 1979-1986 | K10 | | I | 2 | 5-153X* | 5-1310-1X* 5-1310X** | 15-153X |
| | K10 | | I | 3,4 | 5-3147X* | 5-795X** | 15-3147X |
| | K10 | | I | CV | 211009X | | |
| | K10 | w/ Inside Snap Rings | I | 5,6 | 5-3147X* | 5-795X** | 15-3147X |

* GREASEABLE ** NON-GREASEABLE



Chevrolet (Cont'd)

| Year | Model | Description | Fig. | Location | Spicer Part # | SPL Part # | SVL Part # |
|-----------|--------------|--|------|---------------|---------------|-------------------------|------------|
| 1982-1986 | K10 | w/ Outside Snap Rings | I | 5,6 | 5-178X* | 5-1350-1X* 5-1350X** | 15-178X |
| 1964-1966 | K10 Pickup | | M | 1 | 5-260X** | | 15-260X |
| | K10 Pickup | | M | 2,3 | 5-153X* | 5-1310-1X* 5-1310X** | 15-153X |
| | K10 Pickup | | M | 4,5 | 5-178X* | 5-1350-1X* 5-1350X** | 15-178X |
| | K10 Pickup | | M | 6,7 | 5-153X* | 5-1310-1X* 5-1310X** | 15-153X |
| 1967-1971 | K10 Pickup | | K | 1 | 5-260X** | | 15-260X |
| 1967-1974 | K10 Pickup | | K | 2,3,4,5,6,7,8 | 5-153X* | 5-1310-1X* 5-1310X** | 15-153X |
| 1972 | K10 Pickup | 1.062" Cup Dia. | K | 1 | 5-260X** | | 15-260X |
| | K10 Pickup | 1.188" Cup Dia. | K | 1 | 5-3226X | 5-760X** | |
| 1973-1974 | K10 Pickup | | K | 1 | 5-3226X | 5-760X** | |
| 1968-1971 | K10 Suburban | | K | 1 | 5-260X** | | 15-260X |
| 1968-1976 | K10 Suburban | | K | 2,3,4,5,6,7,8 | 5-153X* | 5-1310-1X* 5-1310X** | 15-153X |
| | K10 Suburban | 1.062" Cup Dia. | K | 1 | 5-260X** | | 15-260X |
| | K10 Suburban | 1.188" Cup Dia. | K | 1 | 5-3226X | 5-760X** | |
| 1973-1976 | K10 Suburban | | K | 1 | 5-3226X | 5-760X** | |
| 1977 | K10 Suburban | | I | 2,3,4,5,6 | 5-153X* | 5-1310-1X* 5-1310X** | 15-153X |
| 1977-1978 | K10 Suburban | 1 Piece Driveshaft; w/ Inside Snap Rings | I | CV | 211009X | | |
| | K10 Suburban | 2 Piece Driveshaft; w/ Inside Snap Rings | J | CV | 211009X | | |
| 1978 | K10 Suburban | 1 Piece Driveshaft | I | 1 | 5-3226X | 5-760X** | |
| | K10 Suburban | 1 Piece Driveshaft | I | 2,5,6 | 5-153X* | 5-1310-1X* 5-1310X** | 15-153X |
| | K10 Suburban | 1 Piece Driveshaft; w/ Inside Snap Rings | I | 3,4 | 5-3147X* | 5-795X** | 15-3147X |

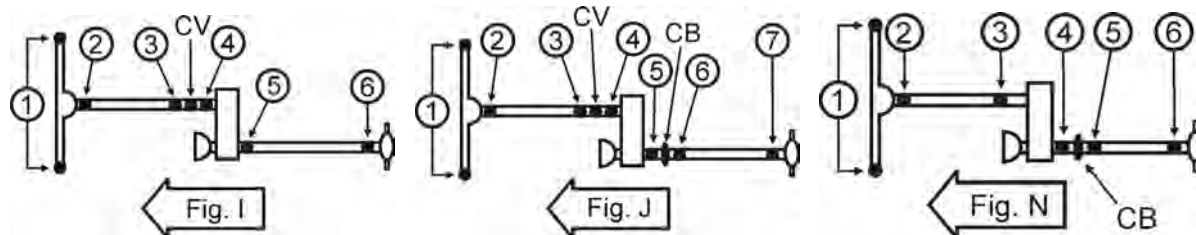
* GREASEABLE ** NON-GREASEABLE

4
W
D

Chevrolet (Cont'd)

| Year | Model | Description | Fig. | Location | Spicer Part # | SPL Part # | SVL Part # |
|-----------|--------------|---|------|----------|---------------|-------------------------|------------|
| 1978 | K10 Suburban | 1 Piece Driveshaft; w/ Outside Snap Rings | I | 3,4 | 5-153X* | 5-1310-1X* 5-1310X** | 15-153X |
| | K10 Suburban | 2 Piece Driveshaft | J | 1 | 5-3226X | 5-760X** | |
| | K10 Suburban | 2 Piece Driveshaft | J | 2,5 | 5-153X* | 5-1310-1X* 5-1310X** | 15-153X |
| | K10 Suburban | 2 Piece Driveshaft; w/ Inside Snap Rings | J | 3,4 | 5-3147X* | 5-795X** | 15-3147X |
| | K10 Suburban | 2 Piece Driveshaft; w/ Outside Snap Rings | J | 3,4 | 5-153X* | 5-1310-1X* 5-1310X** | 15-153X |
| | K10 Suburban | 2 Piece Driveshaft | J | 6,7 | 5-178X* | 5-1350-1X* 5-1350X** | 15-178X |
| 1979-1981 | K10 Suburban | | I | 5,6 | 5-153X* | 5-1310-1X* 5-1310X** | 15-153X |
| | K10 Suburban | 1 Piece Driveshaft | I | CV | 211009X | | |
| | K10 Suburban | 2 Piece Driveshaft | J | CV | 211009X | | |
| 1979-1986 | K10 Suburban | | I | 1 | 5-3226X | 5-760X** | |
| | K10 Suburban | | I | 2 | 5-153X* | 5-1310-1X* 5-1310X** | 15-153X |
| | K10 Suburban | | I | 3,4 | 5-3147X* | 5-795X** | 15-3147X |
| 1982-1986 | K10 Suburban | w/ Inside Snap Rings | I | 5,6 | 5-3147X* | 5-795X** | 15-3147X |
| | K10 Suburban | w/ Outside Snap Rings | I | 5,6 | 5-178X* | 5-1350-1X* 5-1350X** | 15-178X |
| | K10 Suburban | | I | CV | 211009X | | |
| 1988 | K1500 | Standard Trans; 2 Piece Driveshaft | N | 2 | 5-212X* | 5-793X** | |
| | K1500 | Auto Trans; 2 Piece Driveshaft | N | 2,3 | 5-3147X* | 5-795X** | 15-3147X |
| 1988-1991 | K1500 | Standard Trans; 2 Piece Driveshaft; w/ Aluminum Yoke | N | 3 | | 5-3614X | |
| | K1500 | Standard Trans; 2 Piece Driveshaft; w/ Steel Yoke | N | 3 | 5-213X* | 5-1330-1X* 5-1330X** | 15-213X |
| | K1500 | Extended Cab; Auto Trans; 2 Piece Driveshaft; w/ Aluminum Yoke | N | 4,5 | | 5-3614X | |
| | K1500 | Extended Cab; Auto Trans; 2 Piece Driveshaft; w/ Steel Yoke | N | 4,5 | 5-213X* | 5-1330-1X* 5-1330X** | 15-213X |
| | K1500 | Standard Cab; Auto Trans; 2 Piece Driveshaft | N | 4,6 | 5-3147X* | 5-795X** | 15-3147X |
| | K1500 | Standard Trans; 2 Piece Driveshaft; w/ Aluminum Yoke | N | 4,6 | | 5-3615X | |
| | K1500 | Standard Trans; 2 Piece Driveshaft; w/ Steel Shaft | N | 4,6 | 5-178X* | 5-1350-1X* 5-1350X** | 15-178X |
| | K1500 | Extended Cab; Standard Trans; 2 Piece Driveshaft; w/ Aluminum Yoke | N | 5 | | 5-3615X | |
| | K1500 | Extended Cab; Standard Trans; 2 Piece Driveshaft; w/ Steel Shaft | N | 5 | 5-178X* | 5-1350-1X* 5-1350X** | 15-178X |
| | K1500 | Extended Cab; Auto Trans; 2 Piece Driveshaft | N | 6 | 5-212X* | 5-793X** | |
| 1989-1991 | K1500 | Extended Cab; Standard Trans; 2 Piece Driveshaft | N | 2 | 5-212X* | 5-793X** | |
| | K1500 | Extended Cab; Auto Trans; 2 Piece Driveshaft | N | 2,3 | 5-3147X* | 5-795X** | 15-3147X |
| 1992 | K1500 | Extended Cab; Exc. F44 HD Chassis; 2 Piece Driveshaft; 1.062" Cup Dia.; w/ Aluminum Yoke | N | 4,5 | | 5-3614X | |
| | K1500 | Extended Cab; Exc. F44 HD Chassis; 2 Piece Driveshaft; 1.062" Cup Dia.; w/ Steel Yoke | N | 4,5 | 5-213X* | 5-1330-1X* 5-1330X** | 15-213X |
| | K1500 | Extended Cab; w/ F44 HD Chassis; 2 Piece Driveshaft; 1.188" Cup Dia.; w/ Aluminum Yoke | N | 4,5 | | 5-3615X | |
| | K1500 | Extended Cab; w/ F44 HD Chassis; 2 Piece Driveshaft; 1.188" Cup Dia.; w/ Steel Shaft | N | 4,5 | 5-178X* | 5-1350-1X* 5-1350X** | 15-178X |
| 1993 | K1500 | Extended Cab; Auto Trans; Exc. F44 HD Chassis; 2 Piece Driveshaft; 1.062" Cup Dia.; w/ Steel Yoke | N | 4 | 5-213X* | 5-1330-1X* 5-1330X** | 15-213X |
| | K1500 | Extended Cab; Standard Trans; MT8; w/ F44 HD Chassis; 2 Piece Driveshaft; 1.062" Cup Dia.; w/ Aluminum Yoke | N | 4 | | 5-3614X | |

* GREASEABLE ** NON-GREASEABLE



Chevrolet (Cont'd)

| Year | Model | Description | Fig. | Location | Spicer Part # | SPL Part # | SVL Part # |
|-----------|-------|---|---|----------|---------------|-------------------------|------------|
| 1993 | K1500 | Extended Cab; Standard Trans; MT8; w/ F44 HD Chassis; 2 Piece Driveshaft; 1.125" Cup Dia. | N | 4 | 5-178X* | 5-1350-1X* 5-1350X** | 15-178X |
| | K1500 | Extended Cab; Standard Trans; MT8; w/ F44 HD Chassis; 2 Piece Driveshaft; 1.188" Cup Dia.; w/ Aluminum Yoke | N | 4,6 | | 5-3615X | |
| | K1500 | Extended Cab; Standard Trans; MT8; w/ F44 HD Chassis; 2 Piece Driveshaft; 1.188" Cup Dia.; w/ Steel Shaft | N | 4,6 | 5-178X* | 5-1350-1X* 5-1350X** | 15-178X |
| | K1500 | Standard Cab; Auto Trans; 2 Piece Driveshaft; 1.125" Cup Dia. | N | 4,6 | 5-3147X* | 5-795X** | 15-3147X |
| | K1500 | Standard Cab; Standard Trans; MT8; 2 Piece Driveshaft; 1.188" Cup Dia.; w/ Aluminum Yoke | N | 4,6 | | 5-3615X | |
| | K1500 | Standard Cab; Standard Trans; MT8; 2 Piece Driveshaft; 1.188" Cup Dia.; w/ Steel Shaft | N | 4,6 | 5-178X* | 5-1350-1X* 5-1350X** | 15-178X |
| | K1500 | Extended Cab; Exc. F44 HD Chassis; 2 Piece Driveshaft; 1.062" Cup Dia.; w/ Aluminum Yoke | N | 5 | | 5-3614X | |
| | K1500 | Extended Cab; Exc. F44 HD Chassis; 2 Piece Driveshaft; 1.062" Cup Dia.; w/ Steel Yoke | N | 5 | 5-213X* | 5-1330-1X* 5-1330X** | 15-213X |
| | K1500 | Extended Cab; w/ F44 HD Chassis; 2 Piece Driveshaft; 1.188" Cup Dia.; w/ Aluminum Yoke | N | 5 | | 5-3615X | |
| | K1500 | Extended Cab; w/ F44 HD Chassis; 2 Piece Driveshaft; 1.188" Cup Dia.; w/ Steel Shaft | N | 5 | 5-178X* | 5-1350-1X* 5-1350X** | 15-178X |
| | K1500 | Extended Cab; Auto Trans; Exc. F44 HD Chassis; 2 Piece Driveshaft | N | 6 | 5-212X* | 5-793X** | |
| | 1994 | K1500 | Extended Cab; 2 Piece Driveshaft; 1.062" Cup Dia.; w/ Aluminum Yoke | N | 4 | | 5-3614X |
| K1500 | | Extended Cab; 2 Piece Driveshaft; 1.062" Cup Dia.; w/ Steel Yoke | N | 4 | 5-213X* | 5-1330-1X* 5-1330X** | 15-213X |
| K1500 | | Extended Cab; 2 Piece Driveshaft; 1.188" Cup Dia.; w/ Aluminum Yoke | N | 4 | | 5-3615X | |
| K1500 | | Extended Cab; 2 Piece Driveshaft; 1.188" Cup Dia.; w/ Steel Shaft | N | 4 | 5-178X* | 5-1350-1X* 5-1350X** | 15-178X |
| K1500 | | Standard Cab; w/ F44 HD Chassis; 2 Piece Driveshaft; 1.125" Cup Dia.; w/ Steel Shaft | N | 6 | 5-3147X* | 5-795X** | 15-3147X |
| K1500 | | Standard Cab; w/ F44 HD Chassis; 2 Piece Driveshaft; 1.188" Cup Dia.; w/ Aluminum Yoke | N | 6 | | 5-3615X | |
| K1500 | | Standard Cab; w/ F44 HD Chassis; 2 Piece Driveshaft; 1.188" Cup Dia.; w/ Steel Shaft | N | 6 | 5-178X* | 5-1350-1X* 5-1350X** | 15-178X |
| 1994-1995 | K1500 | Standard Cab; 2 Piece Driveshaft; 1.125" Cup Dia. | N | 4 | 5-3147X* | 5-795X** | 15-3147X |
| | K1500 | Standard Cab; 2 Piece Driveshaft; 1.188" Cup Dia.; w/ Aluminum Yoke | N | 4 | | 5-3615X | |
| | K1500 | Standard Cab; 2 Piece Driveshaft; 1.188" Cup Dia.; w/ Steel Shaft | N | 4 | 5-178X* | 5-1350-1X* 5-1350X** | 15-178X |
| | K1500 | 2 Piece Driveshaft; 1.062" Cup Dia.; w/ Aluminum Yoke | N | 5 | | 5-3614X | |
| | K1500 | 2 Piece Driveshaft; 1.062" Cup Dia.; w/ Steel Yoke | N | 5 | 5-213X* | 5-1330-1X* 5-1330X** | 15-213X |
| | K1500 | 2 Piece Driveshaft; 1.188" Cup Dia.; w/ Aluminum Yoke | N | 5 | | 5-3615X | |

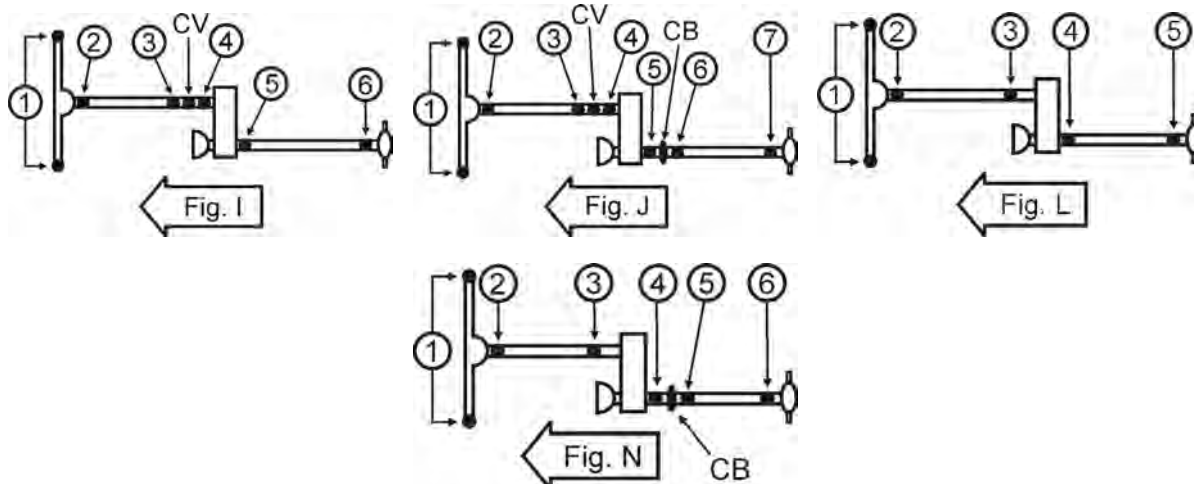
* GREASEABLE ** NON-GREASEABLE

4
W
D

Chevrolet (Cont'd)

| Year | Model | Description | Fig. | Location | Spicer Part # | SPL Part # | SVL Part # |
|-----------|-------|--|------|----------|---------------|-------------------------|------------|
| 1994-1995 | K1500 | 2 Piece Driveshaft; 1.188" Cup Dia.; w/ Steel Shaft | N | 5 | 5-178X* | 5-1350-1X* 5-1350X** | 15-178X |
| 1994-1996 | K1500 | Diesel; 2 Piece Driveshaft | N | 2 | 5-212X* | 5-793X** | |
| | K1500 | Gas; 2 Piece Driveshaft | N | 2,3 | 5-3147X* | 5-795X** | 15-3147X |
| | K1500 | Diesel; 2 Piece Driveshaft; w/ Aluminum Yoke | N | 3 | | 5-3614X | |
| | K1500 | Diesel; 2 Piece Driveshaft; w/ Steel Yoke | N | 3 | 5-213X* | 5-1330-1X* 5-1330X** | 15-213X |
| 1995 | K1500 | Extended Cab; Exc. F44 HD Chassis; 2 Piece Driveshaft; 1.062" Cup Dia.; w/ Aluminum Yoke | N | 4 | | 5-3614X | |
| | K1500 | Extended Cab; Exc. F44 HD Chassis; 2 Piece Driveshaft; 1.062" Cup Dia.; w/ Steel Yoke | N | 4 | 5-213X* | 5-1330-1X* 5-1330X** | 15-213X |
| | K1500 | Extended Cab; w/ F44 HD Chassis; 2 Piece Driveshaft; 1.188" Cup Dia.; w/ Aluminum Yoke | N | 4,6 | | 5-3615X | |
| | K1500 | Extended Cab; w/ F44 HD Chassis; 2 Piece Driveshaft; 1.188" Cup Dia.; w/ Steel Shaft | N | 4,6 | 5-178X* | 5-1350-1X* 5-1350X** | 15-178X |
| | K1500 | Extended Cab; Exc. F44 HD Chassis; 2 Piece Driveshaft; w/ Steel Yoke | N | 6 | 5-212X* | 5-793X** | |
| | K1500 | Standard Cab; 4L60-E; 4L80-E, NV3500-MG5; 2 Piece Driveshaft; 1.125" Cup Dia. | N | 6 | 5-3147X* | 5-795X** | 15-3147X |
| | K1500 | Standard Cab; NV4500/MW3; 2 Piece Driveshaft; 1.188" Cup Dia.; w/ Aluminum Yoke | N | 6 | | 5-3615X | |
| | K1500 | Standard Cab; NV4500/MW3; 2 Piece Driveshaft; 1.188" Cup Dia.; w/ Steel Shaft | N | 6 | 5-178X* | 5-1350-1X* 5-1350X** | 15-178X |
| 1995-1998 | K1500 | Extended Cab; 78.0" Bed; Exc. F44 HD Chassis; 1 Piece Driveshaft | L | 4 | | 5-3614X | |
| | K1500 | Extended Cab; 78.0" Bed; w/ F44 HD Chassis; 1 Piece Driveshaft | L | 4,5 | | 5-3615X | |
| | K1500 | Regular Cab; 1 Piece Driveshaft | L | 4,5 | 5-3147X* | 5-795X** | 15-3147X |
| | K1500 | Extended Cab; 78.0" Bed; Exc. F44 HD Chassis; 1 Piece Driveshaft | L | 5 | 5-212X* | 5-793X** | |
| 1996 | K1500 | 2 Piece Driveshaft; 1.062" Cup Dia.; w/ Aluminum Yoke | N | 4 | | 5-3614X | |
| | K1500 | 2 Piece Driveshaft; 1.062" Cup Dia.; w/ Steel Yoke | N | 4 | 5-213X* | 5-1330-1X* 5-1330X** | 15-213X |
| | K1500 | 2 Piece Driveshaft; 1.188" Cup Dia.; w/ Aluminum Yoke | N | 4 | | 5-3615X | |
| | K1500 | 2 Piece Driveshaft; 1.188" Cup Dia.; w/ Steel Shaft | N | 4 | 5-178X* | 5-1350-1X* 5-1350X** | 15-178X |
| | K1500 | 2 Piece Driveshaft; w/ Aluminum Yoke | N | 5 | | 5-3615X | |
| | K1500 | 2 Piece Driveshaft; w/ Steel Shaft | N | 5 | 5-178X* | 5-1350-1X* 5-1350X** | 15-178X |
| | K1500 | Standard Cab; 2 Piece Driveshaft | N | 6 | 5-3147X* | 5-795X** | 15-3147X |
| 1996-1998 | K1500 | 2 Piece Driveshaft; 1.125" Cup Dia. | N | 4 | 5-3147X* | 5-795X** | 15-3147X |
| 1997 | K1500 | Exc. F44 HD Chassis; 2 Piece Driveshaft | N | 6 | 5-212X* | 5-793X** | |
| | K1500 | w/ F44 HD Chassis; 2 Piece Driveshaft; 1.188" Cup Dia.; w/ Aluminum Yoke | N | 6 | | 5-3615X | |
| | K1500 | w/ F44 HD Chassis; 2 Piece Driveshaft; 1.188" Cup Dia.; w/ Steel Shaft | N | 6 | 5-178X* | 5-1350-1X* 5-1350X** | 15-178X |
| 1997-1998 | K1500 | 2 Piece Driveshaft | N | 2,3 | 5-3147X* | 5-795X** | 15-3147X |
| | K1500 | 2 Piece Driveshaft; 1.062" Cup Dia.; w/ Aluminum Yoke | N | 4,5 | | 5-3614X | |
| | K1500 | 2 Piece Driveshaft; 1.062" Cup Dia.; w/ Steel Yoke | N | 4,5 | 5-213X* | 5-1330-1X* 5-1330X** | 15-213X |
| | K1500 | 2 Piece Driveshaft; 1.188" Cup Dia.; w/ Aluminum Yoke | N | 4,5 | | 5-3615X | |
| | K1500 | 2 Piece Driveshaft; 1.188" Cup Dia.; w/ Steel Shaft | N | 4,5 | 5-178X* | 5-1350-1X* 5-1350X** | 15-178X |
| 1998 | K1500 | Extended Cab; Exc. F44 HD Chassis; 2 Piece Driveshaft | N | 6 | 5-212X* | 5-793X** | |

* GREASEABLE ** NON-GREASEABLE



Chevrolet (Cont'd)

| Year | Model | Description | Fig. | Location | Spicer Part # | SPL Part # | SVL Part # | |
|-----------|----------------|--|------|----------|---------------|-------------------------|------------|--|
| 1998 | K1500 | Extended Cab; w/ F44 HD Chassis; 2 Piece Driveshaft; 1.188" Cup Dia.; w/ Aluminum Yoke | N | 6 | | | 5-3615X | |
| | K1500 | Extended Cab; w/ F44 HD Chassis; 2 Piece Driveshaft; 1.188" Cup Dia.; w/ Steel Shaft | N | 6 | 5-178X* | 5-1350-1X* 5-1350X** | 15-178X | |
| 1999 | K1500 | Extended Cab; 78.0" Bed; 1 Piece Driveshaft | L | 2,3 | 5-3147X* | 5-795X** | 15-3147X | |
| | K1500 | Extended Cab; 78.0" Bed; 1 Piece Driveshaft; w/ Aluminum Yoke | L | 4 | | 5-3614X | | |
| | K1500 | Extended Cab; 78.0" Bed; 1 Piece Driveshaft; w/ Steel Yoke | L | 4 | 5-213X* | 5-1330-1X* 5-1330X** | 15-213X | |
| | K1500 | Extended Cab; 78.0" Bed; 1 Piece Driveshaft | L | 5 | 5-212X* | 5-793X** | | |
| 1992-1994 | K1500 Suburban | | L | 2,3,4,5 | 5-3147X* | 5-795X** | 15-3147X | |
| 1995-1996 | K1500 Suburban | Diesel | L | 2 | 5-212X* | 5-793X** | | |
| | K1500 Suburban | Gas | L | 2,3 | 5-3147X* | 5-795X** | 15-3147X | |
| | K1500 Suburban | Diesel | L | 3 | 5-213X* | 5-1330-1X* 5-1330X** | 15-213X | |
| | K1500 Suburban | | L | 4,5 | 5-3147X* | 5-795X** | 15-3147X | |
| 1997-1999 | K1500 Suburban | 1 Piece Driveshaft | L | 2,3 | 5-3147X* | 5-795X** | 15-3147X | |
| | K1500 Suburban | 1 Piece Driveshaft; w/ Inside Snap Rings | L | 4,5 | 5-3147X* | 5-795X** | 15-3147X | |
| | K1500 Suburban | 1 Piece Driveshaft; w/ Outside Snap Rings | L | 4,5 | 5-178X* | 5-1350-1X* 5-1350X** | 15-178X | |
| 1975-1976 | K20 | 1 Piece Driveshaft | I | 2,3,4 | 5-153X* | 5-1310-1X* 5-1310X** | 15-153X | |
| | K20 | 1 Piece Driveshaft; Full Time Transfer Case | I | 5,6 | 5-153X* | 5-1310-1X* 5-1310X** | 15-153X | |
| | K20 | 1 Piece Driveshaft; Part Time Transfer Case | I | 5,6 | 5-178X* | 5-1350-1X* 5-1350X** | 15-178X | |
| | K20 | 2 Piece Driveshaft | J | 2,3,4 | 5-153X* | 5-1310-1X* 5-1310X** | 15-153X | |
| | K20 | 2 Piece Driveshaft; Full Time Transfer Case | J | 5,6,7 | 5-153X* | 5-1310-1X* 5-1310X** | 15-153X | |
| | K20 | 2 Piece Driveshaft; Part Time Transfer Case | J | 5,6,7 | 5-178X* | 5-1350-1X* 5-1350X** | 15-178X | |
| 1975-1981 | K20 | 1 Piece Driveshaft | I | 1 | 5-3226X | 5-760X** | | |
| | K20 | 2 Piece Driveshaft | J | 1 | 5-3226X | 5-760X** | | |
| 1977-1978 | K20 | 1 Piece Driveshaft; w/ Inside Snap Rings | I | 2,3,4 | 5-3147X* | 5-795X** | 15-3147X | |
| | K20 | 1 Piece Driveshaft; w/ Outside Snap Rings | I | 2,3,4 | 5-153X* | 5-1310-1X* 5-1310X** | 15-153X | |
| | K20 | w/ Inside Snap Rings | I | CV | 211009X | | | |
| | K20 | 2 Piece Driveshaft; w/ Inside Snap Rings | J | 2,3,4 | 5-3147X* | 5-795X** | 15-3147X | |
| | K20 | 2 Piece Driveshaft; w/ Outside Snap Rings | J | 2,3,4 | 5-153X* | 5-1310-1X* 5-1310X** | 15-153X | |

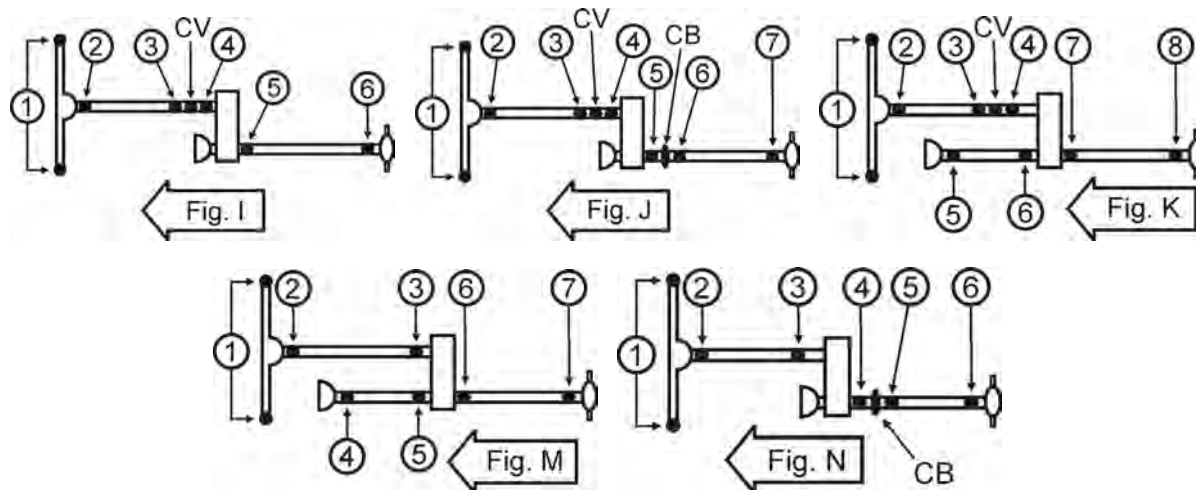
* GREASEABLE ** NON-GREASEABLE

4 W D

Chevrolet (Cont'd)

| Year | Model | Description | Fig. | Location | Spicer Part # | SPL Part # | SVL Part # |
|-----------|--------------|---|------|-----------|---------------|-------------------------|------------|
| 1977-1981 | K20 | 1 Piece Driveshaft | I | 5 | 5-153X* | 5-1310-1X* 5-1310X** | 15-153X |
| | K20 | 1 Piece Driveshaft | I | 6 | 5-178X* | 5-1350-1X* 5-1350X** | 15-178X |
| | K20 | 2 Piece Driveshaft | J | 5,6,7 | 5-178X* | 5-1350-1X* 5-1350X** | 15-178X |
| 1979-1981 | K20 | 1 Piece Driveshaft | I | 2 | 5-153X* | 5-1310-1X* 5-1310X** | 15-153X |
| | K20 | 1 Piece Driveshaft | I | 3,4 | 5-3147X* | 5-795X** | 15-3147X |
| | K20 | 2 Piece Driveshaft | J | 2 | 5-153X* | 5-1310-1X* 5-1310X** | 15-153X |
| | K20 | 2 Piece Driveshaft | J | 3,4 | 5-3147X* | 5-795X** | 15-3147X |
| 1979-1986 | K20 | | I | CV | 211009X | | |
| 1982-1986 | K20 | | I | 1 | 5-3226X | 5-760X** | |
| | K20 | | I | 2 | 5-153X* | 5-1310-1X* 5-1310X** | 15-153X |
| | K20 | | I | 3,4 | 5-3147X* | 5-795X** | 15-3147X |
| | K20 | | I | 5,6 | 5-178X* | 5-1350-1X* 5-1350X** | 15-178X |
| 1960 | K20 Pickup | | M | 1 | 5-260X** | | 15-260X |
| | K20 Pickup | w/ Timken T-221 Trans Case | M | 2,3 | 5-153X* | 5-1310-1X* 5-1310X** | 15-153X |
| | K20 Pickup | w/ Timken T-221 Trans Case | M | 4 | 5-178X* | 5-1350-1X* 5-1350X** | 15-178X |
| | K20 Pickup | w/ Timken T-221 Trans Case | M | 5 | 5-153X* | 5-1310-1X* 5-1310X** | 15-153X |
| | K20 Pickup | w/ Timken T-221 Trans Case | M | 6,7 | 5-178X* | 5-1350-1X* 5-1350X** | 15-178X |
| 1961-1966 | K20 Pickup | | K | 1 | 5-260X** | | 15-260X |
| | K20 Pickup | | K | 2,3,4,6 | 5-153X* | 5-1310-1X* 5-1310X** | 15-153X |
| | K20 Pickup | 4 Speed | K | 5,7,8 | 5-178X* | 5-1350-1X* 5-1350X** | 15-178X |
| | K20 Pickup | Standard Trans; 3 Speed | K | 5,7,8 | 5-153X* | 5-1310-1X* 5-1310X** | 15-153X |
| 1967-1972 | K20 Pickup | | I | 1 | 5-260X** | | 15-260X |
| | K20 Pickup | | I | 2,3,4 | 5-153X* | 5-1310-1X* 5-1310X** | 15-153X |
| | K20 Pickup | 1.062" Cup Dia. | I | 5,6 | 5-153X* | 5-1310-1X* 5-1310X** | 15-153X |
| | K20 Pickup | 1.188" Cup Dia. | I | 5,6 | 5-178X* | 5-1350-1X* 5-1350X** | 15-178X |
| 1973-1974 | K20 Pickup | | I | 1 | 5-3226X | 5-760X** | |
| | K20 Pickup | | I | 2,3,4,5,6 | 5-153X* | 5-1310-1X* 5-1310X** | 15-153X |
| 1968-1972 | K20 Suburban | | I | 1 | 5-260X** | | 15-260X |
| | K20 Suburban | 1.062" Cup Dia. | I | 5,6 | 5-153X* | 5-1310-1X* 5-1310X** | 15-153X |
| | K20 Suburban | 1.188" Cup Dia. | I | 5,6 | 5-178X* | 5-1350-1X* 5-1350X** | 15-178X |
| 1968-1974 | K20 Suburban | | I | 2,3,4 | 5-153X* | 5-1310-1X* 5-1310X** | 15-153X |
| 1975-1976 | K20 Suburban | 1 Piece Driveshaft | I | 2,3,4 | 5-153X* | 5-1310-1X* 5-1310X** | 15-153X |
| | K20 Suburban | 1 Piece Driveshaft; Full Time Transfer Case | I | 5,6 | 5-153X* | 5-1310-1X* 5-1310X** | 15-153X |
| | K20 Suburban | 1 Piece Driveshaft; Part Time Transfer Case | I | 5,6 | 5-178X* | 5-1350-1X* 5-1350X** | 15-178X |
| | K20 Suburban | 2 Piece Driveshaft | J | 2,3,4 | 5-153X* | 5-1310-1X* 5-1310X** | 15-153X |
| | K20 Suburban | 2 Piece Driveshaft; Full Time Transfer Case | J | 5,6,7 | 5-153X* | 5-1310-1X* 5-1310X** | 15-153X |
| | K20 Suburban | 2 Piece Driveshaft; Part Time Transfer Case | J | 5,6,7 | 5-178X* | 5-1350-1X* 5-1350X** | 15-178X |

* GREASEABLE ** NON-GREASEABLE



Chevrolet (Cont'd)

| Year | Model | Description | Fig. | Location | Spicer Part # | SPL Part # | SVL Part # |
|-----------|--------------|--|------|----------|---------------|-------------------------|------------|
| 1975-1981 | K20 Suburban | 1 Piece Driveshaft | I | 1 | 5-3226X | 5-760X** | |
| | K20 Suburban | 2 Piece Driveshaft | J | 1 | 5-3226X | 5-760X** | |
| 1977-1978 | K20 Suburban | 1 Piece Driveshaft; w/ Inside Snap Rings | I | 2,3,4 | 5-3147X* | 5-795X** | 15-3147X |
| | K20 Suburban | 1 Piece Driveshaft; w/ Outside Snap Rings | I | 2,3,4 | 5-153X* | 5-1310-1X* 5-1310X** | 15-153X |
| | K20 Suburban | 2 Piece Driveshaft; w/ Inside Snap Rings | J | 2,3,4 | 5-3147X* | 5-795X** | 15-3147X |
| | K20 Suburban | 2 Piece Driveshaft; w/ Outside Snap Rings | J | 2,3,4 | 5-153X* | 5-1310-1X* 5-1310X** | 15-153X |
| 1977-1981 | K20 Suburban | 1 Piece Driveshaft | I | 5 | 5-153X* | 5-1310-1X* 5-1310X** | 15-153X |
| | K20 Suburban | 1 Piece Driveshaft | I | 6 | 5-178X* | 5-1350-1X* 5-1350X** | 15-178X |
| | K20 Suburban | 2 Piece Driveshaft | J | 5,6,7 | 5-178X* | 5-1350-1X* 5-1350X** | 15-178X |
| 1979-1981 | K20 Suburban | 1 Piece Driveshaft | I | 2 | 5-153X* | 5-1310-1X* 5-1310X** | 15-153X |
| | K20 Suburban | 1 Piece Driveshaft | I | 3,4 | 5-3147X* | 5-795X** | 15-3147X |
| | K20 Suburban | 2 Piece Driveshaft | J | 2 | 5-153X* | 5-1310-1X* 5-1310X** | 15-153X |
| | K20 Suburban | 2 Piece Driveshaft | J | 3,4 | 5-3147X* | 5-795X** | 15-3147X |
| 1982-1986 | K20 Suburban | | I | 1 | 5-3226X | 5-760X** | |
| | K20 Suburban | | I | 2 | 5-153X* | 5-1310-1X* 5-1310X** | 15-153X |
| | K20 Suburban | | I | 3,4 | 5-3147X* | 5-795X** | 15-3147X |
| | K20 Suburban | | I | 5,6 | 5-178X* | 5-1350-1X* 5-1350X** | 15-178X |
| | K20 Suburban | | I | 2 | 5-212X* | 5-793X** | |
| 1988-1991 | K2500 | Standard Trans | N | 2 | 5-212X* | 5-793X** | |
| | K2500 | Auto Trans | N | 2,3 | 5-3147X* | 5-795X** | 15-3147X |
| | K2500 | Standard Trans; w/ Aluminum Yoke | N | 3 | | 5-3614X | |
| | K2500 | Standard Trans; w/ Steel Yoke | N | 3 | 5-213X* | 5-1330-1X* 5-1330X** | 15-213X |
| | K2500 | Extended Cab; Standard Cab; w/ Aluminum Yoke | N | 4,6 | | 5-3615X | |
| | K2500 | Extended Cab; Standard Cab; w/ Steel Yoke | N | 4,6 | 5-178X* | 5-1350-1X* 5-1350X** | 15-178X |
| | K2500 | Extended Cab; w/ Aluminum Yoke | N | 5 | | 5-3615X | |
| | K2500 | Extended Cab; w/ Steel Yoke | N | 5 | 5-178X* | 5-1350-1X* 5-1350X** | 15-178X |
| | K2500 | | N | 2,3 | 5-3147X* | 5-795X** | 15-3147X |
| 1992-1999 | K2500 | w/ Aluminum Yoke | N | 4,5,6 | | 5-3615X | |
| | K2500 | w/ Steel Yoke | N | 4,5,6 | 5-178X* | 5-1350-1X* 5-1350X** | 15-178X |

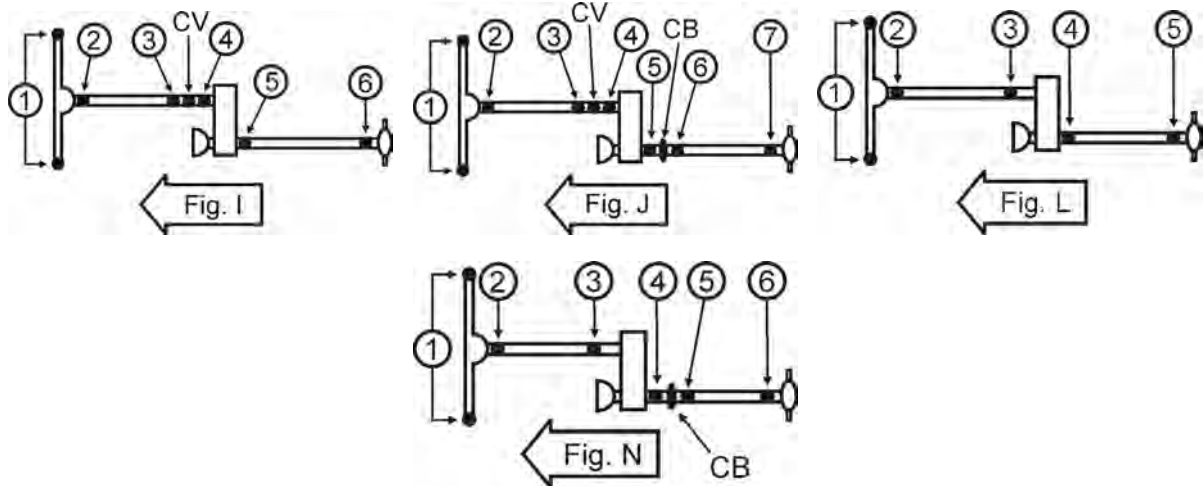
* GREASEABLE ** NON-GREASEABLE

4
W
D

Chevrolet (Cont'd)

| Year | Model | Description | Fig. | Location | Spicer Part # | SPL Part # | SVL Part # |
|-----------|----------------|---|---|----------|---------------|-------------------------|------------|
| 2000 | K2500 | 1 Piece Driveshaft | L | 2,3 | 5-3147X* | 5-795X** | 15-3147X |
| | K2500 | V8 5.7L; 1 Piece Driveshaft | L | 4,5 | 5-178X* | 5-1350-1X* 5-1350X** | 15-178X |
| | K2500 | V8 6.5L; 1 Piece Driveshaft | L | 4,5 | 5-160X* | 5-1410-1X* 5-1410X** | 15-160X |
| | K2500 | V8 7.4L; 1 Piece Driveshaft | L | 4,5 | 5-160X* | 5-1410-1X* 5-1410X** | 15-160X |
| 1992-1999 | K2500 Suburban | | L | 2,3 | 5-3147X* | 5-795X** | 15-3147X |
| | K2500 Suburban | w/ Aluminum Yoke | L | 4,5 | | 5-3615X | |
| | K2500 Suburban | w/ Steel Yoke | L | 4,5 | 5-178X* | 5-1350-1X* 5-1350X** | 15-178X |
| 1977-1979 | K30 | | J | 2,3,4 | 5-153X* | 5-1310-1X* 5-1310X** | 15-153X |
| 1977-1986 | K30 | | J | 1 | | SPL55-3X** SPL55-4X* | |
| 1979 | K30 | w/ 3.500" O.D. Yoke | J | 5 | 5-153X* | 5-1310-1X* 5-1310X** | 15-153X |
| | K30 | w/ 4.000" O.D. Yoke | J | 5 | 5-178X* | 5-1350-1X* 5-1350X** | 15-178X |
| | K30 | | J | 6,7 | 5-178X* | 5-1350-1X* 5-1350X** | 15-178X |
| 1980-1986 | K30 | 1 Piece Driveshaft | I | CV | 211009X | | |
| | K30 | | J | 2 | 5-153X* | 5-1310-1X* 5-1310X** | 15-153X |
| | K30 | | J | 3,4 | 5-3147X* | 5-795X** | 15-3147X |
| | K30 | | J | 5,6,7 | 5-178X* | 5-1350-1X* 5-1350X** | 15-178X |
| | K30 | 2 Piece Driveshaft | J | CV | 211009X | | |
| 1988-1989 | K3500 | 1 Piece Driveshaft; w/ Outside Snap Rings | L | 2 | 5-212X* | 5-793X** | |
| | K3500 | 1 Piece Driveshaft; w/ Inside Snap Rings | L | 2,3 | 5-3147X* | 5-795X** | 15-3147X |
| | K3500 | 1 Piece Driveshaft; w/ Outside Snap Rings; w/ Aluminum Yoke | L | 3 | | 5-3614X | |
| | K3500 | 1 Piece Driveshaft; w/ Outside Snap Rings; w/ Steel Yoke | L | 3 | 5-213X* | 5-1330-1X* 5-1330X** | 15-213X |
| | K3500 | 1 Piece Driveshaft; w/ Aluminum Shaft | L | 4,5 | | 5-3615X | |
| | K3500 | 1 Piece Driveshaft; w/ Steel Shaft | L | 4,5 | 5-178X* | 5-1350-1X* 5-1350X** | 15-178X |
| | K3500 | 2 Piece Driveshaft; w/ Outside Snap Rings | N | 2 | 5-212X* | 5-793X** | |
| | K3500 | 2 Piece Driveshaft; w/ Inside Snap Rings | N | 2,3 | 5-3147X* | 5-795X** | 15-3147X |
| | K3500 | 2 Piece Driveshaft; w/ Outside Snap Rings; w/ Aluminum Yoke | N | 3 | | 5-3614X | |
| | K3500 | 2 Piece Driveshaft; w/ Outside Snap Rings; w/ Steel Yoke | N | 3 | 5-213X* | 5-1330-1X* 5-1330X** | 15-213X |
| | K3500 | 2 Piece Driveshaft; w/ Aluminum Shaft | N | 4,5,6 | | 5-3615X | |
| | K3500 | 2 Piece Driveshaft; w/ Steel Shaft | N | 4,5,6 | 5-178X* | 5-1350-1X* 5-1350X** | 15-178X |
| | 1990-1991 | K3500 | 2 Door; Auto Trans; 1 Piece Driveshaft; w/ Dual Rear Wheels | L | 2 | 5-3147X* | 5-795X** |
| K3500 | | 2 Door; Standard Trans; 1 Piece Driveshaft | L | 2 | 5-3147X* | 5-795X** | 15-3147X |
| K3500 | | 2 Door; Auto Trans; 1 Piece Driveshaft; w/ Single Rear Wheels | L | 2,3 | 5-3147X* | 5-795X** | 15-3147X |
| K3500 | | 2 Door; Auto Trans; 1 Piece Driveshaft; w/ Dual Rear Wheels; w/ Aluminum Yoke | L | 3 | 5-3147X* | 5-795X** | 15-3147X |
| K3500 | | 2 Door; Auto Trans; 1 Piece Driveshaft; w/ Dual Rear Wheels; w/ Steel Yoke | L | 3 | 5-3147X* | 5-795X** | 15-3147X |
| K3500 | | 2 Door; Standard Trans; 1 Piece Driveshaft; w/ Aluminum Yoke | L | 3 | 5-3147X* | 5-795X** | 15-3147X |
| K3500 | | 2 Door; Standard Trans; 1 Piece Driveshaft; w/ Steel Yoke | L | 3 | 5-3147X* | 5-795X** | 15-3147X |
| K3500 | | 2 Door; 1 Piece Driveshaft; w/ Aluminum Shaft | L | 4,5 | | 5-3615X | |
| K3500 | | 2 Door; 1 Piece Driveshaft; w/ Steel Shaft | L | 4,5 | 5-178X* | 5-1350-1X* 5-1350X** | 15-178X |

* GREASEABLE ** NON-GREASEABLE



Chevrolet (Cont'd)

| Year | Model | Description | Fig. | Location | Spicer Part # | SPL Part # | SVL Part # |
|-----------|-------|---|------|----------|---------------|-------------------------|------------|
| 1990-1991 | K3500 | 2 Door; Auto Trans; 2 Piece Driveshaft; w/ Dual Rear Wheels | N | 2 | 5-160X* | 5-1410-1X* 5-1410X** | 15-160X |
| | K3500 | 2 Door; Standard Trans; 2 Piece Driveshaft | N | 2 | 5-160X* | 5-1410-1X* 5-1410X** | 15-160X |
| | K3500 | 2 Door; Auto Trans; 2 Piece Driveshaft; w/ Single Rear Wheels | N | 2,3 | 5-3147X* | 5-795X** | 15-3147X |
| | K3500 | 2 Door; Auto Trans; 2 Piece Driveshaft; w/ Dual Rear Wheels; w/ Aluminum Yoke | N | 3 | | 5-3614X | |
| | K3500 | 2 Door; Auto Trans; 2 Piece Driveshaft; w/ Dual Rear Wheels; w/ Steel Yoke | N | 3 | 5-213X* | 5-1330-1X* 5-1330X** | 15-213X |
| | K3500 | 2 Door; Standard Trans; 2 Piece Driveshaft; w/ Aluminum Yoke | N | 3 | | 5-3614X | |
| | K3500 | 2 Door; Standard Trans; 2 Piece Driveshaft; w/ Steel Yoke | N | 3 | 5-213X* | 5-1330-1X* 5-1330X** | 15-213X |
| | K3500 | 2 Door; 2 Piece Driveshaft; w/ Aluminum Shaft | N | 4,5,6 | | 5-3615X | |
| | K3500 | 2 Door; 2 Piece Driveshaft; w/ Steel Shaft | N | 4,5,6 | 5-178X* | 5-1350-1X* 5-1350X** | 15-178X |
| 1992-1996 | K3500 | 1 Piece Driveshaft | L | 2,3 | 5-3147X* | 5-795X** | 15-3147X |
| | K3500 | 1 Piece Driveshaft; w/ Aluminum Yoke | L | 4,5 | | 5-3615X | |
| | K3500 | 1 Piece Driveshaft; w/ Steel Yoke | L | 4,5 | 5-178X* | 5-1350-1X* 5-1350X** | 15-178X |
| | K3500 | 2 Piece Driveshaft | N | 2,3 | 5-3147X* | 5-795X** | 15-3147X |
| | K3500 | 2 Piece Driveshaft; w/ Aluminum Yoke | N | 4,5,6 | | 5-3615X | |
| | K3500 | 2 Piece Driveshaft; w/ Steel Yoke | N | 4,5,6 | 5-178X* | 5-1350-1X* 5-1350X** | 15-178X |
| 1997-1999 | K3500 | | N | 2,3 | 5-3147X* | 5-795X** | 15-3147X |
| | K3500 | Cab & Chassis | N | 4,5,6 | 5-160X* | 5-1410-1X* 5-1410X** | 15-160X |
| | K3500 | Crew Cab; Extended Cab; Standard Cab; w/ Aluminum Yoke | N | 4,6 | | 5-3615X | |
| | K3500 | Crew Cab; Extended Cab; Standard Cab; w/ Steel Yoke | N | 4,6 | 5-178X* | 5-1350-1X* 5-1350X** | 15-178X |
| | K3500 | Crew Cab; Extended Cab; w/ Aluminum Yoke | N | 5 | | 5-3615X | |
| | K3500 | Crew Cab; Extended Cab; w/ Steel Yoke | N | 5 | 5-178X* | 5-1350-1X* 5-1350X** | 15-178X |
| 2000 | K3500 | V8 5.7L; 1 Piece Driveshaft | L | 2,3 | 5-3147X* | 5-795X** | 15-3147X |
| | K3500 | V8 6.5L; 1 Piece Driveshaft | L | 2,3 | 5-3147X* | 5-795X** | 15-3147X |
| | K3500 | V8 7.4L; 1 Piece Driveshaft | L | 2,3 | 5-3147X* | 5-795X** | 15-3147X |
| | K3500 | V8 5.7L; 1 Piece Driveshaft | L | 4,5 | 5-178X* | 5-1350-1X* 5-1350X** | 15-178X |

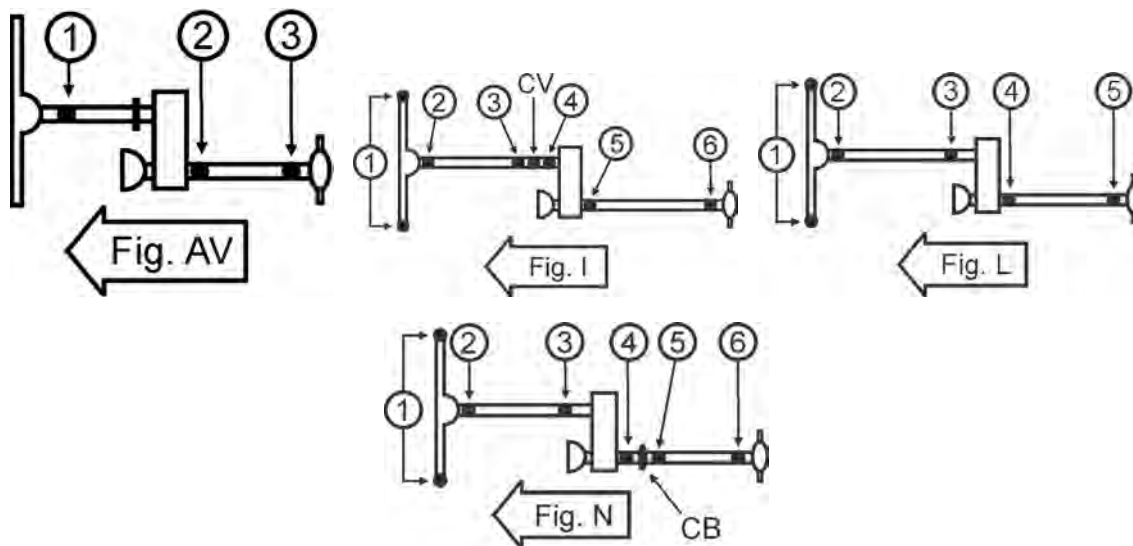
* GREASEABLE ** NON-GREASEABLE

4
W
D

Chevrolet (Cont'd)

| Year | Model | Description | Fig. | Location | Spicer Part # | SPL Part # | SVL Part # |
|-----------|----------------|--|------|----------|---------------|-------------------------|------------|
| 2000 | K3500 | V8 6.5L; 1 Piece Driveshaft | L | 4,5 | 5-160X* | 5-1410-1X* 5-1410X** | 15-160X |
| | K3500 | V8 7.4L; 1 Piece Driveshaft | L | 4,5 | 5-160X* | 5-1410-1X* 5-1410X** | 15-160X |
| 1975-1981 | K5 Blazer | | I | 5,6 | 5-153X* | 5-1310-1X* 5-1310X** | 15-153X |
| 1975-1986 | K5 Blazer | | I | 1 | 5-3226X | 5-760X** | |
| | K5 Blazer | | I | 2 | 5-153X* | 5-1310-1X* 5-1310X** | 15-153X |
| | K5 Blazer | | I | 3,4 | 5-3147X* | 5-795X** | 15-3147X |
| 1978 | K5 Blazer | w/ Inside Snap Rings | I | CV | 211009X | | |
| 1979-1986 | K5 Blazer | | I | CV | 211009X | | |
| 1982-1986 | K5 Blazer | Auto Trans | I | 5,6 | 5-3147X* | 5-795X** | 15-3147X |
| | K5 Blazer | Standard Trans | I | 5,6 | 5-178X* | 5-1350-1X* 5-1350X** | 15-178X |
| 1979-1982 | LUV | | N | 2 | 5-101X | | |
| | LUV | | N | 3 | 5-1515X | | |
| | LUV | | N | 4,5,6 | 5-101X | | |
| 1983-1987 | S10 | | N | 2,3 | 5-3213X | | |
| 1983-1994 | S10 | | N | 4,5,6 | 5-3147X* | 5-795X** | 15-3147X |
| 1988-1993 | S10 | w/ Press-on Slip Yoke Seal | N | 2 | 5-3249X | | |
| | S10 | w/ Screw-on Slip Yoke Seal | N | 2,3 | 5-3213X | | |
| | S10 | w/ Press-on Slip Yoke Seal | N | 3 | 5-153X* | 5-1310-1X* 5-1310X** | 15-153X |
| 1994 | S10 | | N | 2 | 5-3213X | | |
| 1995-1996 | S10 | ZR2; w/ Aluminum Yoke | L | 4 | | 5-3614X | |
| | S10 | ZR2; w/ Steel Yoke | L | 4 | 5-213X* | 5-1330-1X* 5-1330X** | 15-213X |
| | S10 | Exc. ZR2 | L | 4,5 | 5-3147X* | 5-795X** | 15-3147X |
| | S10 | ZR2 | L | 5 | 5-212X* | 5-793X** | |
| 1995-1999 | S10 | | L | 2 | 5-3213X | | |
| 1997-1999 | S10 | | L | 4,5 | 5-3147X* | 5-795X** | 15-3147X |
| 2000 | S10 | 1 Piece Driveshaft; Electronic Controlled Transfer Case | AV | 1 | 5-3213X | | |
| | S10 | 1 Piece Driveshaft; Exc. Electronic Controlled Transfer Case | AV | 1 | 5-3147X* | 5-795X** | 15-3147X |
| 2000-2004 | S10 | 1 Piece Driveshaft | AV | 2,3 | 5-3147X* | 5-795X** | 15-3147X |
| 2001-2004 | S10 | 1 Piece Driveshaft | AV | 1 | 5-3213X | | |
| 1983-1987 | S10 Blazer | | L | 2,3 | 5-3213X | | |
| 1983-1994 | S10 Blazer | | L | 4,5 | 5-3147X* | 5-795X** | 15-3147X |
| 1988-1994 | S10 Blazer | w/ Press-on Slip Yoke Seal | L | 2 | 5-3249X | | |
| | S10 Blazer | w/ Screw-on Slip Yoke Seal | L | 2,3 | 5-3213X | | |
| | S10 Blazer | w/ Press-on Slip Yoke Seal | L | 3 | 5-153X* | 5-1310-1X* 5-1310X** | 15-153X |
| 1999-2001 | Silverado 1500 | Extended Cab; Short Bed; 1 Piece Driveshaft | L | 2,3 | 5-3147X* | 5-795X** | 15-3147X |
| | Silverado 1500 | Extended Cab; Short Bed; 1 Piece Driveshaft | L | 4 | 5-213X* | 5-1330-1X* 5-1330X** | 15-213X |
| | Silverado 1500 | Extended Cab; Short Bed; 1 Piece Driveshaft | L | 5 | 5-212X* | 5-793X** | |
| | Silverado 1500 | Extended Cab; Long Bed; 2 Piece Driveshaft | N | 4,5 | 5-213X* | 5-1330-1X* 5-1330X** | 15-213X |
| | Silverado 1500 | Extended Cab; Long Bed; 2 Piece Driveshaft | N | 6 | 5-212X* | 5-793X** | |
| 1999-2004 | Silverado 1500 | Standard Cab; 1 Piece Driveshaft | L | 2,3,4,5 | 5-3147X* | 5-795X** | 15-3147X |
| 2002-2003 | Silverado 1500 | Extended Cab; Long Bed; 2 Piece Driveshaft; w/o Quadrateer | N | 4,5 | 5-213X* | 5-1330-1X* 5-1330X** | 15-213X |
| | Silverado 1500 | Extended Cab; Long Bed; 2 Piece Driveshaft; w/o Quadrateer | N | 6 | 5-212X* | 5-793X** | |
| 2002-2005 | Silverado 1500 | Extended Cab; Standard Bed; 1 Piece Driveshaft; w/ Quadrateer | L | 2,3 | 5-3147X* | 5-795X** | 15-3147X |
| | Silverado 1500 | Extended Cab; Standard Bed; 1 Piece Driveshaft; w/o Quadrateer | L | 2,3 | 5-3147X* | 5-795X** | 15-3147X |
| | Silverado 1500 | Extended Cab; Standard Bed; 1 Piece Driveshaft; w/o Quadrateer | L | 4 | 5-213X* | 5-1330-1X* 5-1330X** | 15-213X |

* GREASEABLE ** NON-GREASEABLE



Chevrolet (Cont'd)

| Year | Model | Description | Fig. | Location | Spicer Part # | SPL Part # | SVL Part # |
|-----------|----------------|--|------|----------|---------------|-------------------------|------------|
| 2002-2005 | Silverado 1500 | Extended Cab; Standard Bed; 1 Piece Driveshaft; w/ QuadraSteer | L | 4,5 | 5-178X* | 5-1350-1X* 5-1350X** | 15-178X |
| | Silverado 1500 | Extended Cab; Standard Bed; 1 Piece Driveshaft; w/o QuadraSteer | L | 5 | 5-212X* | 5-793X** | |
| 2004 | Silverado 1500 | Crew Cab; 2 Piece Driveshaft | N | 2,3 | 5-3147X* | 5-795X** | 15-3147X |
| | Silverado 1500 | Extended Cab; Long Bed; 2 Piece Driveshaft; w/ QuadraSteer | N | 2,3 | 5-3147X* | 5-795X** | 15-3147X |
| | Silverado 1500 | Extended Cab; Long Bed; 2 Piece Driveshaft; w/ QuadraSteer | N | 4,5 | 5-213X* | 5-1330-1X* 5-1330X** | 15-213X |
| | Silverado 1500 | Crew Cab; 2 Piece Driveshaft | N | 4,5,6 | 5-178X* | 5-1350-1X* 5-1350X** | 15-178X |
| | Silverado 1500 | Extended Cab; Long Bed; 2 Piece Driveshaft; w/ QuadraSteer | N | 6 | 5-212X* | 5-793X** | |
| 2005 | Silverado 1500 | Crew Cab; 1 Piece Driveshaft; w/ QuadraSteer | L | 2,3 | 5-3147X* | 5-795X** | 15-3147X |
| | Silverado 1500 | Crew Cab; 1 Piece Driveshaft; w/o QuadraSteer | L | 2,3 | 5-3147X* | 5-795X** | 15-3147X |
| | Silverado 1500 | Standard Cab; 1 Piece Driveshaft; w/ Inside Snap Rings | L | 2,3,4,5 | 5-3147X* | 5-795X** | 15-3147X |
| | Silverado 1500 | Crew Cab; 1 Piece Driveshaft; w/o QuadraSteer; w/ 1.062" Cup Dia. | L | 4 | 5-213X* | 5-1330-1X* 5-1330X** | 15-213X |
| | Silverado 1500 | Crew Cab; 1 Piece Driveshaft; w/ QuadraSteer | L | 4,5 | 5-178X* | 5-1350-1X* 5-1350X** | 15-178X |
| | Silverado 1500 | Crew Cab; 1 Piece Driveshaft; w/o QuadraSteer; w/ 1.188" Cup Dia. | L | 4,5 | 5-178X* | 5-1350-1X* 5-1350X** | 15-178X |
| | Silverado 1500 | Standard Cab; 1 Piece Driveshaft; w/ Outside Snap Rings | L | 4,5 | 5-178X* | 5-1350-1X* 5-1350X** | 15-178X |
| | Silverado 1500 | Crew Cab; 1 Piece Driveshaft; w/o QuadraSteer; w/ 1.062" & 1.125" Cup Dia. | L | 5 | 5-212X* | 5-793X** | |
| | Silverado 1500 | Extended Cab; Long Bed; 2 Piece Driveshaft; w/o QuadraSteer | N | 2,3 | 5-3147X* | 5-795X** | 15-3147X |
| | Silverado 1500 | Extended Cab; Long Bed; 2 Piece Driveshaft; w/o QuadraSteer; w/ 1.062" Cup Dia. | N | 4,5 | 5-213X* | 5-1330-1X* 5-1330X** | 15-213X |
| | Silverado 1500 | Extended Cab; Long Bed; 2 Piece Driveshaft; w/o QuadraSteer; w/ 1.188" Cup Dia. | N | 4,5,6 | 5-178X* | 5-1350-1X* 5-1350X** | 15-178X |
| | Silverado 1500 | Extended Cab; Long Bed; 2 Piece Driveshaft; w/o QuadraSteer; w/ 1.062" & 1.125" Cup Dia. | N | 6 | 5-212X* | 5-793X** | |
| 2006 | Silverado 1500 | Crew Cab; Regular Cab; 1 Piece Driveshaft | L | 2,3 | 5-3147X* | 5-795X** | 15-3147X |
| | Silverado 1500 | Extended Cab; Standard Bed; 1 Piece Driveshaft | L | 2,3 | 5-3147X* | 5-795X** | 15-3147X |

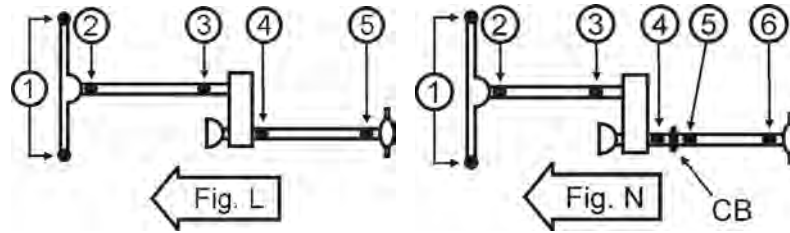
* GREASEABLE ** NON-GREASEABLE

4
W
D

Chevrolet (Cont'd)

| Year | Model | Description | Fig. | Location | Spicer Part # | SPL Part # | SVL Part # |
|-----------|-------------------|--|------|----------|---------------|-------------------------|------------|
| 2006 | Silverado 1500 | Crew Cab; Regular Cab; 1 Piece Driveshaft | L | 4,5 | 5-178X* | 5-1350-1X* 5-1350X** | 15-178X |
| | Silverado 1500 | Extended Cab; Standard Bed; 1 Piece Driveshaft | L | 4,5 | 5-178X* | 5-1350-1X* 5-1350X** | 15-178X |
| | Silverado 1500 | Extended Cab; Long Bed; 2 Piece Driveshaft | N | 2,3 | 5-3147X* | 5-795X** | 15-3147X |
| | Silverado 1500 | Extended Cab; Long Bed; 2 Piece Driveshaft | N | 4,5,6 | 5-178X* | 5-1350-1X* 5-1350X** | 15-178X |
| 2007-2013 | Silverado 1500 | | L | 2,3 | 5-3147X* | 5-795X** | 15-3147X |
| | Silverado 1500 | | L | 4,5 | 5-3208X | | |
| 2014-2016 | Silverado 1500 | V8 5.3L; 1 Piece Driveshaft | L | 2,3 | 5-3147X* | 5-795X** | 15-3147X |
| | Silverado 1500 | V8 6.2L; 1 Piece Driveshaft | L | 2,3 | 5-3147X* | 5-795X** | 15-3147X |
| | Silverado 1500 | V8 5.3L; 1 Piece Driveshaft | L | 4,5 | 5-160X* | 5-1410-1X* 5-1410X** | 15-160X |
| | Silverado 1500 | V8 6.2L; 1 Piece Driveshaft | L | 4,5 | 5-160X* | 5-1410-1X* 5-1410X** | 15-160X |
| 2002-2003 | Silverado 1500 HD | | N | 2,3 | 5-3147X* | 5-795X** | 15-3147X |
| | Silverado 1500 HD | | N | 4,5,6 | 5-178X* | 5-1350-1X* 5-1350X** | 15-178X |
| 2006 | Silverado 1500 HD | | L | 2,3 | 5-3147X* | 5-795X** | 15-3147X |
| | Silverado 1500 HD | | L | 4,5 | 5-178X* | 5-1350-1X* 5-1350X** | 15-178X |
| 1999-2000 | Silverado 2500 | Auto Trans; w/ Aluminum Yoke | N | 4,6 | | 5-3615X | |
| | Silverado 2500 | Auto Trans; w/ Steel Yoke | N | 4,6 | 5-178X* | 5-1350-1X* 5-1350X** | 15-178X |
| | Silverado 2500 | Standard Trans | N | 4,6 | 5-160X* | 5-1410-1X* 5-1410X** | 15-160X |
| | Silverado 2500 | Auto Trans; Extended Cab; 96.0" WB; w/ Aluminum Yoke | N | 5 | | 5-3615X | |
| | Silverado 2500 | Auto Trans; Extended Cab; 96.0" WB; w/ Steel Yoke | N | 5 | 5-178X* | 5-1350-1X* 5-1350X** | 15-178X |
| 2001-2003 | Silverado 2500 | | L | 2,3 | 5-3147X* | 5-795X** | 15-3147X |
| | Silverado 2500 | | L | 4,5 | 5-178X* | 5-1350-1X* 5-1350X** | 15-178X |
| 2004 | Silverado 2500 | | N | 2,3 | 5-3147X* | 5-795X** | 15-3147X |
| | Silverado 2500 | Crew Cab; Extended Cab; Standard Cab | N | 4,6 | 5-178X* | 5-1350-1X* 5-1350X** | 15-178X |
| | Silverado 2500 | Crew Cab | N | 5 | 5-178X* | 5-1350-1X* 5-1350X** | 15-178X |
| 2001-2006 | Silverado 2500 HD | Exc. Cab & Chassis | N | 2,3 | 5-3147X* | 5-795X** | 15-3147X |
| | Silverado 2500 HD | w/ Spicer 1410 Series Driveshaft; w/ Aluminum Yoke | N | 4,5,6 | | 5-3616X | |
| | Silverado 2500 HD | w/ Spicer 1410 Series Driveshaft; w/ Steel Yoke | N | 4,5,6 | 5-160X* | 5-1410-1X* 5-1410X** | 15-160X |
| | Silverado 2500 HD | w/ Spicer 1480 Series Driveshaft | N | 4,5,6 | 5-188X* | SPL55-1X* SPL55X** | 15-188X |
| | Silverado 2500 HD | w/ AAM 1415 Series Driveshaft | N | 4,6 | 5-3207X** | | |
| 2007 | Silverado 2500 HD | Cab & Chassis; Extended Cab; Standard Cab | N | 2,3 | 5-3147X* | 5-795X** | 15-3147X |
| | Silverado 2500 HD | Crew Cab; 97.6" Bed | N | 2,3 | 5-3147X* | 5-795X** | 15-3147X |
| | Silverado 2500 HD | 6.0L | N | 4,6 | 5-3207X** | | |
| | Silverado 2500 HD | 6.6L | N | 4,6 | 5-3206X | | |
| | Silverado 2500 HD | 6.0L; Crew Cab; 97.6" Bed | N | 5 | 5-3207X** | | |
| 2008-2011 | Silverado 2500 HD | 6.0L; 1 Piece Driveshaft | L | 4,5 | 5-160X* | 5-1410-1X* 5-1410X** | 15-160X |
| | Silverado 2500 HD | 6.6L; 1 Piece Driveshaft; AAM 1485 Series | L | 4,5 | 5-3206X | | |
| | Silverado 2500 HD | 6.0L; 2 Piece Driveshaft | N | 4,5,6 | 5-160X* | 5-1410-1X* 5-1410X** | 15-160X |
| | Silverado 2500 HD | 6.6L; 2 Piece Driveshaft; AAM 1485 Series | N | 4,5,6 | 5-3206X | | |
| 2012-2013 | Silverado 2500 HD | | N | 2,3 | 5-3147X* | 5-795X** | 15-3147X |
| | Silverado 2500 HD | Diesel | N | 4,6 | 5-3206X | | |
| | Silverado 2500 HD | Flex-Fuel; Gas | N | 4,6 | 5-3207X** | | |
| | Silverado 2500 HD | Diesel; Crew Cab | N | 5 | 5-3206X | | |
| | Silverado 2500 HD | Flex-Fuel; Gas; Crew Cab | N | 5 | 5-3207X** | | |

* GREASEABLE ** NON-GREASEABLE



Chevrolet (Cont'd)

| Year | Model | Description | Fig. | Location | Spicer Part # | SPL Part # | SVL Part # |
|-----------|-------------------|---|------|----------|---------------|-------------------------|------------|
| 2014-2016 | Silverado 2500 HD | 1 Piece Driveshaft | L | 2,3 | 5-3147X* | 5-795X** | 15-3147X |
| | Silverado 2500 HD | V8 6.0L; LT; 1 Piece Driveshaft | L | 4,5 | 5-160X* | 5-1410-1X* 5-1410X** | 15-160X |
| | Silverado 2500 HD | V8 6.0L; LTZ; 1 Piece Driveshaft | L | 4,5 | 5-160X* | 5-1410-1X* 5-1410X** | 15-160X |
| | Silverado 2500 HD | V8 6.0L; WT; 1 Piece Driveshaft | L | 4,5 | 5-160X* | 5-1410-1X* 5-1410X** | 15-160X |
| | Silverado 2500 HD | 2 Piece Driveshaft | N | 2,3 | 5-3147X* | 5-795X** | 15-3147X |
| | Silverado 2500 HD | V8 6.0L; LT; 2 Piece Driveshaft | N | 5,6 | 5-160X* | 5-1410-1X* 5-1410X** | 15-160X |
| | Silverado 2500 HD | V8 6.0L; LTZ; 2 Piece Driveshaft | N | 5,6 | 5-160X* | 5-1410-1X* 5-1410X** | 15-160X |
| | Silverado 2500 HD | V8 6.0L; WT; 2 Piece Driveshaft | N | 5,6 | 5-160X* | 5-1410-1X* 5-1410X** | 15-160X |
| 2015 | Silverado 2500 HD | V8 6.6L; LT; 133.6in WB; 1 Piece Driveshaft | L | 4 | 5-188X* | SPL55-1X* SPL55X** | 15-188X |
| | Silverado 2500 HD | V8 6.6L; WT; 133.6in WB; 1 Piece Driveshaft | L | 4 | 5-188X* | SPL55-1X* SPL55X** | 15-188X |
| | Silverado 2500 HD | V8 6.6L; LT; 1 Piece Driveshaft | L | 5 | 5-188X* | SPL55-1X* SPL55X** | 15-188X |
| | Silverado 2500 HD | V8 6.6L; WT; 1 Piece Driveshaft | L | 5 | 5-188X* | SPL55-1X* SPL55X** | 15-188X |
| | Silverado 2500 HD | V8 6.6L; LT; 144.2in WB; 2 Piece Driveshaft | N | 5 | 5-188X* | SPL55-1X* SPL55X** | 15-188X |
| | Silverado 2500 HD | V8 6.6L; LT; 153.7in WB; 2 Piece Driveshaft | N | 5 | 5-188X* | SPL55-1X* SPL55X** | 15-188X |
| | Silverado 2500 HD | V8 6.6L; LT; 158.1in WB; 2 Piece Driveshaft | N | 5 | 5-188X* | SPL55-1X* SPL55X** | 15-188X |
| | Silverado 2500 HD | V8 6.6L; LT; 167.7in WB; 2 Piece Driveshaft | N | 5 | 5-188X* | SPL55-1X* SPL55X** | 15-188X |
| | Silverado 2500 HD | V8 6.6L; WT; 144.2in WB; 2 Piece Driveshaft | N | 5 | 5-188X* | SPL55-1X* SPL55X** | 15-188X |
| | Silverado 2500 HD | V8 6.6L; WT; 153.7in WB; 2 Piece Driveshaft | N | 5 | 5-188X* | SPL55-1X* SPL55X** | 15-188X |
| | Silverado 2500 HD | V8 6.6L; WT; 158.1in WB; 2 Piece Driveshaft | N | 5 | 5-188X* | SPL55-1X* SPL55X** | 15-188X |
| | Silverado 2500 HD | V8 6.6L; WT; 167.7in WB; 2 Piece Driveshaft | N | 5 | 5-188X* | SPL55-1X* SPL55X** | 15-188X |
| | Silverado 2500 HD | V8 6.6L; LT; 2 Piece Driveshaft | N | 6 | 5-188X* | SPL55-1X* SPL55X** | 15-188X |
| | Silverado 2500 HD | V8 6.6L; WT; 2 Piece Driveshaft | N | 6 | 5-188X* | SPL55-1X* SPL55X** | 15-188X |
| 2015-2016 | Silverado 2500 HD | V8 6.0L; High Country; 1 Piece Driveshaft | L | 4,5 | 5-160X* | 5-1410-1X* 5-1410X** | 15-160X |
| | Silverado 2500 HD | V8 6.6L; High Country; 1 Piece Driveshaft | L | 4,5 | 5-160X* | 5-1410-1X* 5-1410X** | 15-160X |
| | Silverado 2500 HD | V8 6.0L; High Country; 2 Piece Driveshaft | N | 5,6 | 5-160X* | 5-1410-1X* 5-1410X** | 15-160X |
| | Silverado 2500 HD | V8 6.6L; High Country; 2 Piece Driveshaft | N | 5,6 | 5-160X* | 5-1410-1X* 5-1410X** | 15-160X |
| 2016 | Silverado 2500 HD | V8 6.6L; LT; 133.6in WB; 1 Piece Driveshaft | L | 4,5 | 5-188X* | SPL55-1X* SPL55X** | 15-188X |

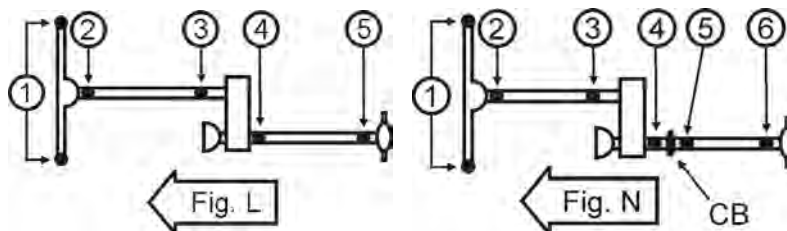
* GREASEABLE ** NON-GREASEABLE

4
W
D

Chevrolet (Cont'd)

| Year | Model | Description | Fig. | Location | Spicer Part # | SPL Part # | SVL Part # |
|-----------|-------------------|--|------|----------|---------------|-------------------------|------------|
| 2016 | Silverado 2500 HD | V8 6.6L; WT; 133.6in WB; 1 Piece Driveshaft | L | 4,5 | 5-188X* | SPL55-1X* SPL55X** | 15-188X |
| | Silverado 2500 HD | V8 6.6L; LT; 144.2in WB; 2 Piece Driveshaft | N | 5,6 | 5-188X* | SPL55-1X* SPL55X** | 15-188X |
| | Silverado 2500 HD | V8 6.6L; LT; 153.7in WB; 2 Piece Driveshaft | N | 5,6 | 5-188X* | SPL55-1X* SPL55X** | 15-188X |
| | Silverado 2500 HD | V8 6.6L; LT; 158.1in WB; 2 Piece Driveshaft | N | 5,6 | 5-188X* | SPL55-1X* SPL55X** | 15-188X |
| | Silverado 2500 HD | V8 6.6L; LT; 167.7in WB; 2 Piece Driveshaft | N | 5,6 | 5-188X* | SPL55-1X* SPL55X** | 15-188X |
| | Silverado 2500 HD | V8 6.6L; WT; 144.2in WB; 2 Piece Driveshaft | N | 5,6 | 5-188X* | SPL55-1X* SPL55X** | 15-188X |
| | Silverado 2500 HD | V8 6.6L; WT; 153.7in WB; 2 Piece Driveshaft | N | 5,6 | 5-188X* | SPL55-1X* SPL55X** | 15-188X |
| | Silverado 2500 HD | V8 6.6L; WT; 158.1in WB; 2 Piece Driveshaft | N | 5,6 | 5-188X* | SPL55-1X* SPL55X** | 15-188X |
| | Silverado 2500 HD | V8 6.6L; WT; 167.7in WB; 2 Piece Driveshaft | N | 5,6 | 5-188X* | SPL55-1X* SPL55X** | 15-188X |
| 2001-2005 | Silverado 3500 | 1 Piece Driveshaft; w/ AAM 1415 Series Driveshaft | L | 4,5 | 5-3207X** | | |
| 2001-2006 | Silverado 3500 | 1 Piece Driveshaft | L | 2,3 | 5-3147X* | 5-795X** | 15-3147X |
| | Silverado 3500 | 1 Piece Driveshaft; w/ Spicer 1410 Series Driveshaft; w/ Aluminum Yoke | L | 4,5 | | 5-3616X | |
| | Silverado 3500 | 1 Piece Driveshaft; w/ Spicer 1410 Series Driveshaft; w/ Steel Yoke | L | 4,5 | 5-160X* | 5-1410-1X* 5-1410X** | 15-160X |
| | Silverado 3500 | 1 Piece Driveshaft; w/ Spicer 1480 Series Driveshaft | L | 4,5 | 5-188X* | SPL55-1X* SPL55X** | 15-188X |
| | Silverado 3500 | 2 Piece Driveshaft | N | 2,3 | 5-3147X* | 5-795X** | 15-3147X |
| | Silverado 3500 | 2 Piece Driveshaft; w/ Spicer 1410 Series Driveshaft; w/ Aluminum Yoke | N | 4,5,6 | | 5-3616X | |
| | Silverado 3500 | 2 Piece Driveshaft; w/ Spicer 1410 Series Driveshaft; w/ Steel Yoke | N | 4,5,6 | 5-160X* | 5-1410-1X* 5-1410X** | 15-160X |
| | Silverado 3500 | 2 Piece Driveshaft; w/ Spicer 1480 Series Driveshaft | N | 4,5,6 | 5-188X* | SPL55-1X* SPL55X** | 15-188X |
| 2007-2011 | Silverado 3500 HD | 1 Piece Driveshaft | L | 4,5 | 5-3206X | | |
| | Silverado 3500 HD | 2 Piece Driveshaft | N | 4,5,6 | 5-3206X | | |
| 2012-2013 | Silverado 3500 HD | | N | 2,3 | 5-3147X* | 5-795X** | 15-3147X |
| 2014 | Silverado 3500 HD | V8 6.0L; LT; 163.7in WB; 2 Piece Driveshaft | N | 5,6 | 5-188X* | SPL55-1X* SPL55X** | 15-188X |
| | Silverado 3500 HD | V8 6.0L; WT; 163.7in WB; 2 Piece Driveshaft | N | 5,6 | 5-188X* | SPL55-1X* SPL55X** | 15-188X |
| | Silverado 3500 HD | V8 6.6L; LT; 163.7in WB; 2 Piece Driveshaft | N | 5,6 | 5-188X* | SPL55-1X* SPL55X** | 15-188X |
| | Silverado 3500 HD | V8 6.6L; WT; 163.7in WB; 2 Piece Driveshaft | N | 5,6 | 5-188X* | SPL55-1X* SPL55X** | 15-188X |
| 2014-2016 | Silverado 3500 HD | 1 Piece Driveshaft | L | 2,3 | 5-3147X* | 5-795X** | 15-3147X |
| | Silverado 3500 HD | V8 6.0L; LT; 1 Piece Driveshaft | L | 4,5 | 5-188X* | SPL55-1X* SPL55X** | 15-188X |
| | Silverado 3500 HD | V8 6.0L; LT; 133.6in WB; 1 Piece Driveshaft | L | 4,5 | 5-188X* | SPL55-1X* SPL55X** | 15-188X |
| | Silverado 3500 HD | V8 6.0L; WT; 1 Piece Driveshaft | L | 4,5 | 5-188X* | SPL55-1X* SPL55X** | 15-188X |
| | Silverado 3500 HD | V8 6.0L; WT; 133.6in WB; 1 Piece Driveshaft | L | 4,5 | 5-188X* | SPL55-1X* SPL55X** | 15-188X |
| | Silverado 3500 HD | V8 6.6L; LT; 133.6in WB; 1 Piece Driveshaft | L | 4,5 | 5-188X* | SPL55-1X* SPL55X** | 15-188X |
| | Silverado 3500 HD | V8 6.6L; WT; 133.6in WB; 1 Piece Driveshaft | L | 4,5 | 5-188X* | SPL55-1X* SPL55X** | 15-188X |
| | Silverado 3500 HD | 2 Piece Driveshaft | N | 2,3 | 5-3147X* | 5-795X** | 15-3147X |
| | Silverado 3500 HD | V8 6.0L; LT; 137.5in WB; 2 Piece Driveshaft | N | 5,6 | 5-188X* | SPL55-1X* SPL55X** | 15-188X |
| | Silverado 3500 HD | V8 6.0L; LT; 153.7in WB; 2 Piece Driveshaft | N | 5,6 | 5-188X* | SPL55-1X* SPL55X** | 15-188X |

* GREASEABLE ** NON-GREASEABLE



Chevrolet (Cont'd)

| Year | Model | Description | Fig. | Location | Spicer Part # | SPL Part # | SVL Part # |
|-----------|-------------------|---|------|----------|---------------|-------------------------|------------|
| 2014-2016 | Silverado 3500 HD | V8 6.0L; LT; 162.0in WB; 2 Piece Driveshaft | N | 5,6 | 5-188X* | SPL55-1X* SPL55X** | 15-188X |
| | Silverado 3500 HD | V8 6.0L; LT; 167.7in WB; 2 Piece Driveshaft | N | 5,6 | 5-188X* | SPL55-1X* SPL55X** | 15-188X |
| | Silverado 3500 HD | V8 6.0L; LT; 171.5in WB; 2 Piece Driveshaft | N | 5,6 | 5-188X* | SPL55-1X* SPL55X** | 15-188X |
| | Silverado 3500 HD | V8 6.0L; LTZ; 2 Piece Driveshaft | N | 5,6 | 5-188X* | SPL55-1X* SPL55X** | 15-188X |
| | Silverado 3500 HD | V8 6.0L; WT; 137.5in WB; 2 Piece Driveshaft | N | 5,6 | 5-188X* | SPL55-1X* SPL55X** | 15-188X |
| | Silverado 3500 HD | V8 6.0L; WT; 153.7in WB; 2 Piece Driveshaft | N | 5,6 | 5-188X* | SPL55-1X* SPL55X** | 15-188X |
| | Silverado 3500 HD | V8 6.0L; WT; 162.0in WB; 2 Piece Driveshaft | N | 5,6 | 5-188X* | SPL55-1X* SPL55X** | 15-188X |
| | Silverado 3500 HD | V8 6.0L; WT; 167.7in WB; 2 Piece Driveshaft | N | 5,6 | 5-188X* | SPL55-1X* SPL55X** | 15-188X |
| | Silverado 3500 HD | V8 6.0L; WT; 171.5in WB; 2 Piece Driveshaft | N | 5,6 | 5-188X* | SPL55-1X* SPL55X** | 15-188X |
| | Silverado 3500 HD | V8 6.6L; LT; 137.5in WB; 2 Piece Driveshaft | N | 5,6 | 5-188X* | SPL55-1X* SPL55X** | 15-188X |
| | Silverado 3500 HD | V8 6.6L; LT; 153.7in WB; 2 Piece Driveshaft | N | 5,6 | 5-188X* | SPL55-1X* SPL55X** | 15-188X |
| | Silverado 3500 HD | V8 6.6L; LT; 162.0in WB; 2 Piece Driveshaft | N | 5,6 | 5-188X* | SPL55-1X* SPL55X** | 15-188X |
| | Silverado 3500 HD | V8 6.6L; LT; 167.7in WB; 2 Piece Driveshaft | N | 5,6 | 5-188X* | SPL55-1X* SPL55X** | 15-188X |
| | Silverado 3500 HD | V8 6.6L; LT; 171.5in WB; 2 Piece Driveshaft | N | 5,6 | 5-188X* | SPL55-1X* SPL55X** | 15-188X |
| | Silverado 3500 HD | V8 6.6L; LTZ; 2 Piece Driveshaft | N | 5,6 | 5-188X* | SPL55-1X* SPL55X** | 15-188X |
| | Silverado 3500 HD | V8 6.6L; WT; 137.5in WB; 2 Piece Driveshaft | N | 5,6 | 5-188X* | SPL55-1X* SPL55X** | 15-188X |
| | Silverado 3500 HD | V8 6.6L; WT; 153.7in WB; 2 Piece Driveshaft | N | 5,6 | 5-188X* | SPL55-1X* SPL55X** | 15-188X |
| | Silverado 3500 HD | V8 6.6L; WT; 162.0in WB; 2 Piece Driveshaft | N | 5,6 | 5-188X* | SPL55-1X* SPL55X** | 15-188X |
| | Silverado 3500 HD | V8 6.6L; WT; 167.7in WB; 2 Piece Driveshaft | N | 5,6 | 5-188X* | SPL55-1X* SPL55X** | 15-188X |
| | Silverado 3500 HD | V8 6.6L; WT; 171.5in WB; 2 Piece Driveshaft | N | 5,6 | 5-188X* | SPL55-1X* SPL55X** | 15-188X |
| 2015-2016 | Silverado 3500 HD | V8 6.0L; High Country; 1 Piece Driveshaft | L | 4,5 | 5-160X* | 5-1410-1X* 5-1410X** | 15-160X |
| | Silverado 3500 HD | V8 6.6L; High Country; 1 Piece Driveshaft | L | 4,5 | 5-160X* | 5-1410-1X* 5-1410X** | 15-160X |
| | Silverado 3500 HD | V8 6.0L; High Country; 2 Piece Driveshaft | N | 5,6 | 5-160X* | 5-1410-1X* 5-1410X** | 15-160X |
| | Silverado 3500 HD | V8 6.0L; LT; 158.1in WB; 2 Piece Driveshaft | N | 5,6 | 5-188X* | SPL55-1X* SPL55X** | 15-188X |
| | Silverado 3500 HD | V8 6.0L; WT; 158.1in WB; 2 Piece Driveshaft | N | 5,6 | 5-188X* | SPL55-1X* SPL55X** | 15-188X |
| | Silverado 3500 HD | V8 6.6L; High Country; 2 Piece Driveshaft | N | 5,6 | 5-160X* | 5-1410-1X* 5-1410X** | 15-160X |
| | Silverado 3500 HD | V8 6.6L; LT; 158.1in WB; 2 Piece Driveshaft | N | 5,6 | 5-188X* | SPL55-1X* SPL55X** | 15-188X |

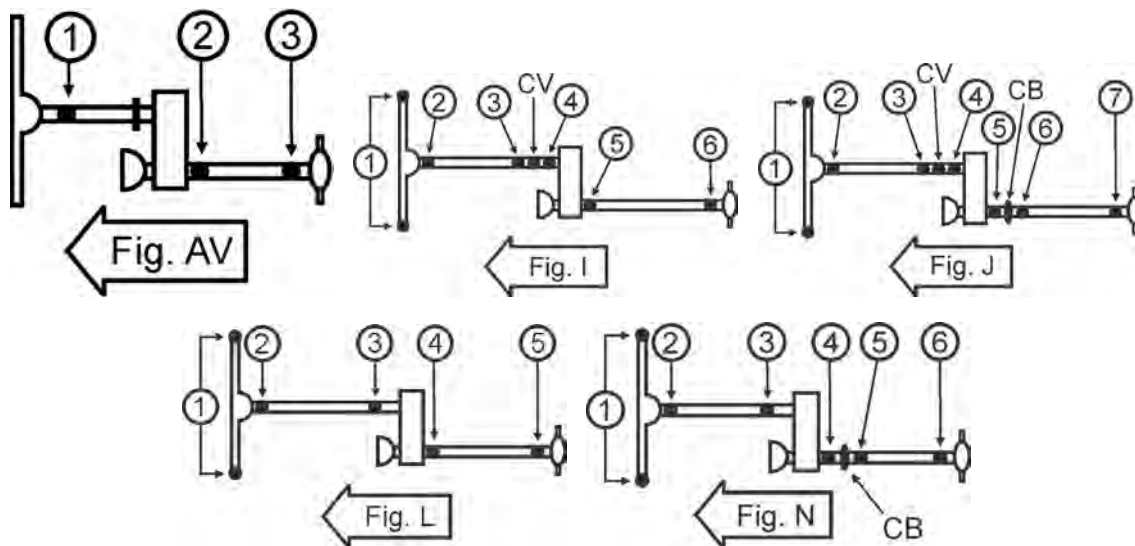
* GREASEABLE ** NON-GREASEABLE

4
W
D

Chevrolet (Cont'd)

| Year | Model | Description | Fig. | Location | Spicer Part # | SPL Part # | SVL Part # |
|-----------|-------------------|---|------|----------|---------------------|-------------------------------------|---------------------|
| 2015-2016 | Silverado 3500 HD | V8 6.6L; WT; 158.1in WB; 2 Piece Driveshaft | N | 5,6 | 5-188X* | SPL55-1X* SPL55X** | 15-188X |
| 2015-2016 | Suburban | 1 Piece Driveshaft | L | 2,3 | 5-3147X* | 5-795X** | 15-3147X |
| | Suburban | 1 Piece Driveshaft | L | 4,5 | 5-160X* | 5-1410-1X* 5-1410X** | 15-160X |
| 2000-2006 | Suburban 1500 | 1 Piece Driveshaft | L | 2,3,4,5 | 5-3147X* | 5-795X** | 15-3147X |
| 2007-2008 | Suburban 1500 | V8 5.3L; 1 Piece Driveshaft | L | 4,5 | 5-3147X* | 5-795X** | 15-3147X |
| | Suburban 1500 | V8 6.0L; 1 Piece Driveshaft | L | 4,5 | 5-178X* | 5-1350-1X* 5-1350X** | 15-178X |
| 2007-2014 | Suburban 1500 | 1 Piece Driveshaft | L | 2,3 | 5-3147X* | 5-795X** | 15-3147X |
| 2009-2014 | Suburban 1500 | 1 Piece Driveshaft | L | 4,5 | 5-178X* | 5-1350-1X* 5-1350X** | 15-178X |
| 2000-2013 | Suburban 2500 | 1 Piece Driveshaft | L | 2,3 | 5-3147X* | 5-795X** | 15-3147X |
| 2001-2006 | Suburban 2500 | V8 6.0L; 1 Piece Driveshaft | L | 4,5 | 5-178X* | 5-1350-1X* 5-1350X** | 15-178X |
| | Suburban 2500 | V8 8.1L; 1 Piece Driveshaft | L | 4,5 | 5-160X* | 5-1410-1X* 5-1410X** | 15-160X |
| 2007 | Suburban 2500 | 1 Piece Driveshaft | L | 4,5 | 5-178X* | 5-1350-1X* 5-1350X** | 15-178X |
| 2008-2013 | Suburban 2500 | 1 Piece Driveshaft | L | 4,5 | 5-160X* | 5-1410-1X* 5-1410X** | 15-160X |
| 2016 | Suburban 3500 HD | 1 Piece Driveshaft | L | 2,3 | 5-3147X* | 5-795X** | 15-3147X |
| 1995-1999 | Tahoe | | L | 2,3,4,5 | 5-3147X* | 5-795X** | 15-3147X |
| 2000-2006 | Tahoe | 1 Piece Driveshaft | L | 2,3,4,5 | 5-3147X* | 5-795X** | 15-3147X |
| 2008-2016 | Tahoe | 1 Piece Driveshaft | L | 2,3 | 5-3147X* | 5-795X** | 15-3147X |
| | Tahoe | 1 Piece Driveshaft | L | 4,5 | 5-178X* | 5-1350-1X* 5-1350X** | 15-178X |
| 1998-2004 | Tracker | | L | 2,3,4,5 | 5-1503X | | |
| 2002-2009 | Trailblazer | 1 Piece Driveshaft | AV | 1 | 5-3213X | | |
| 2006 | Trailblazer | L6 4.2L; 1 Piece Driveshaft | AV | 2,3 | 5-3147X* | 5-795X** | 15-3147X |
| | Trailblazer | V8 5.3L; 1 Piece Driveshaft | AV | 2,3 | 5-3147X* | 5-795X** | 15-3147X |
| | Trailblazer | V8 6.0L; 1 Piece Driveshaft | AV | 2,3 | 5-178X* | 5-1350-1X* 5-1350X** | 15-178X |
| 2007 | Trailblazer | L6 4.2L; 1 Piece Driveshaft | AV | 2 | 5-3147X* | 5-795X** | 15-3147X |
| | Trailblazer | V8 5.3L; 1 Piece Driveshaft | AV | 2 | 5-3147X* | 5-795X** | 15-3147X |
| | Trailblazer | 1 Piece Driveshaft | AV | 3 | 5-3147X* | 5-795X** | 15-3147X |
| 2008 | Trailblazer | 1 Piece Driveshaft | AV | 2,3 | 5-3147X* | 5-795X** | 15-3147X |
| 2009 | Trailblazer | 1 Piece Driveshaft | AV | 2,3 | 5-178X* 5-3147X* | 5-1350-1X* 5-1350X** 5-795X** | 15-178X 15-3147X |
| | Trailblazer EXT | 1 Piece Driveshaft | AV | 1 | 5-3213X | | |
| 2002-2006 | Trailblazer EXT | 1 Piece Driveshaft | AV | 2,3 | 5-3147X* | 5-795X** | 15-3147X |
| | Trailblazer EXT | 1 Piece Driveshaft | AV | 1 | 5-3226X | 5-760X** | |
| 1987 | V10 | | I | 1 | 5-3226X | 5-760X** | |
| | V10 | | I | 2 | 5-153X* | 5-1310-1X* 5-1310X** | 15-153X |
| | V10 | | I | 3,4 | 5-3147X* | 5-795X** | 15-3147X |
| | V10 | w/ Inside Snap Rings | I | 5,6 | 5-3147X* | 5-795X** | 15-3147X |
| | V10 | w/ Outside Snap Rings | I | 5,6 | 5-178X* | 5-1350-1X* 5-1350X** | 15-178X |
| | V10 | | I | CV | 211009X | | |
| 1987-1988 | V10 Suburban | | I | 1 | 5-3226X | 5-760X** | |
| | V10 Suburban | | I | 2 | 5-153X* | 5-1310-1X* 5-1310X** | 15-153X |
| | V10 Suburban | | I | 3,4 | 5-3147X* | 5-795X** | 15-3147X |
| | V10 Suburban | w/ Inside Snap Rings | I | 5,6 | 5-3147X* | 5-795X** | 15-3147X |
| | V10 Suburban | w/ Outside Snap Rings | I | 5,6 | 5-178X* | 5-1350-1X* 5-1350X** | 15-178X |
| | V10 Suburban | | I | CV | 211009X | | |
| 1989-1991 | V1500 Suburban | | I | 1 | 5-3226X | 5-760X** | |
| | V1500 Suburban | | I | 2 | 5-153X* | 5-1310-1X* 5-1310X** | 15-153X |
| | V1500 Suburban | | I | 3,4 | 5-3147X* | 5-795X** | 15-3147X |

* GREASEABLE ** NON-GREASEABLE



Chevrolet (Cont'd)

| Year | Model | Description | Fig. | Location | Spicer Part # | SPL Part # | SVL Part # |
|-----------|----------------|---|------|----------|---------------|-------------------------|------------|
| 1989-1991 | V1500 Suburban | w/ Inside Snap Rings | I | 5,6 | 5-3147X* | 5-795X** | 15-3147X |
| | V1500 Suburban | w/ Outside Snap Rings | I | 5,6 | 5-178X* | 5-1350-1X* 5-1350X** | 15-178X |
| | V1500 Suburban | | I | CV | 211009X | | |
| 1987 | V20 | | I | 1 | 5-3226X | 5-760X** | |
| | V20 | | I | 2 | 5-153X* | 5-1310-1X* 5-1310X** | 15-153X |
| | V20 | | I | 3,4 | 5-3147X* | 5-795X** | 15-3147X |
| | V20 | | I | 5,6 | 5-178X* | 5-1350-1X* 5-1350X** | 15-178X |
| 1987-1988 | V20 Suburban | | I | 1 | 5-3226X | 5-760X** | |
| | V20 Suburban | | I | 2 | 5-153X* | 5-1310-1X* 5-1310X** | 15-153X |
| | V20 Suburban | | I | 3,4 | 5-3147X* | 5-795X** | 15-3147X |
| | V20 Suburban | | I | 5,6 | 5-178X* | 5-1350-1X* 5-1350X** | 15-178X |
| | V20 Suburban | | I | CV | 211009X | | |
| 1989-1991 | V2500 Suburban | | I | 1 | 5-3226X | 5-760X** | |
| | V2500 Suburban | | I | 2 | 5-153X* | 5-1310-1X* 5-1310X** | 15-153X |
| | V2500 Suburban | | I | 3,4 | 5-3147X* | 5-795X** | 15-3147X |
| | V2500 Suburban | | I | 5,6 | 5-178X* | 5-1350-1X* 5-1350X** | 15-178X |
| | V2500 Suburban | | I | CV | 211009X | | |
| 1987 | V30 | | J | 1 | | SPL55-3X** SPL55-4X* | |
| | V30 | | J | 2 | 5-153X* | 5-1310-1X* 5-1310X** | 15-153X |
| | V30 | | J | 3,4 | 5-3147X* | 5-795X** | 15-3147X |
| | V30 | | J | 5,6,7 | 5-178X* | 5-1350-1X* 5-1350X** | 15-178X |
| 1987-1988 | V30 | 1 Piece Driveshaft | I | CV | 211009X | | |
| | V30 | 2 Piece Driveshaft | J | CV | 211009X | | |
| 1988 | V30 | 2 Piece Driveshaft; CV at Transfer Case | J | 1 | | SPL55-3X** SPL55-4X* | |
| | V30 | 2 Piece Driveshaft; CV at Transfer Case | J | 2 | 5-153X* | 5-1310-1X* 5-1310X** | 15-153X |
| | V30 | 2 Piece Driveshaft; CV at Transfer Case | J | 3,4 | 5-3147X* | 5-795X** | 15-3147X |
| | V30 | 2 Piece Driveshaft; CV at Transfer Case; w/ Aluminum Yoke | J | 5,6,7 | | 5-3615X | |

* GREASEABLE ** NON-GREASEABLE

4
W
D

Chevrolet (Cont'd)

| Year | Model | Description | Fig. | Location | Spicer Part # | SPL Part # | SVL Part # |
|-----------|-------|---|------|----------|---------------|-------------------------|------------|
| 1988 | V30 | 2 Piece Driveshaft; CV at Transfer Case; w/ Steel Yoke | J | 5,6,7 | 5-178X* | 5-1350-1X* 5-1350X** | 15-178X |
| | V30 | 2 Piece Driveshaft; w/o CV at Transfer Case | N | 1 | 5-3226X | 5-760X** | |
| | V30 | 2 Piece Driveshaft; w/ Inside & Outside Snap Rings; w/o CV at Transfer Case | N | 2 | 5-212X* | 5-793X** | |
| | V30 | 2 Piece Driveshaft; w/ Inside Snap Rings; w/o CV at Transfer Case | N | 2,3 | 5-3147X* | 5-795X** | 15-3147X |
| | V30 | 2 Piece Driveshaft; w/ Outside Snap Rings; w/o CV at Transfer Case | N | 3 | 5-213X* | 5-1330-1X* 5-1330X** | 15-213X |
| | V30 | 2 Piece Driveshaft; w/o CV at Transfer Case | N | 4,5,6 | 5-178X* | 5-1350-1X* 5-1350X** | 15-178X |
| 1989 | V3500 | 2 Piece Driveshaft; CV at Transfer Case | J | 1 | | SPL55-3X** SPL55-4X* | |
| | V3500 | 2 Piece Driveshaft; CV at Transfer Case | J | 2 | 5-153X* | 5-1310-1X* 5-1310X** | 15-153X |
| | V3500 | 2 Piece Driveshaft; CV at Transfer Case | J | 3,4 | 5-3147X* | 5-795X** | 15-3147X |
| | V3500 | 2 Piece Driveshaft; CV at Transfer Case; w/ Aluminum Yoke | J | 5,6,7 | | 5-3615X | |
| | V3500 | 2 Piece Driveshaft; CV at Transfer Case; w/ Steel Yoke | J | 5,6,7 | 5-178X* | 5-1350-1X* 5-1350X** | 15-178X |
| | V3500 | 2 Piece Driveshaft; w/o CV at Transfer Case | N | 1 | 5-3226X | 5-760X** | |
| | V3500 | 2 Piece Driveshaft; w/ Inside & Outside Snap Rings; w/o CV at Transfer Case | N | 2 | 5-212X* | 5-793X** | |
| | V3500 | 2 Piece Driveshaft; w/ Inside Snap Rings; w/o CV at Transfer Case | N | 2,3 | 5-3147X* | 5-795X** | 15-3147X |
| | V3500 | 2 Piece Driveshaft; w/ Outside Snap Rings; w/o CV at Transfer Case | N | 3 | 5-213X* | 5-1330-1X* 5-1330X** | 15-213X |
| | V3500 | 2 Piece Driveshaft; w/o CV at Transfer Case; w/ Aluminum Yoke | N | 4,5,6 | | 5-3615X | |
| 1989-1990 | V3500 | 2 Piece Driveshaft | J | CV | 211009X | | |
| 1989-1991 | V3500 | 1 Piece Driveshaft | I | CV | 211009X | | |
| 1990-1991 | V3500 | | J | 1 | | SPL55-3X** SPL55-4X* | |
| | V3500 | | J | 2 | 5-153X* | 5-1310-1X* 5-1310X** | 15-153X |
| | V3500 | | J | 3,4 | 5-3147X* | 5-795X** | 15-3147X |
| | V3500 | w/ Aluminum Yoke | J | 5,6,7 | | 5-3615X | |
| | V3500 | w/ Steel Yoke | J | 5,6,7 | 5-178X* | 5-1350-1X* 5-1350X** | 15-178X |

4
W
D

Chrysler

| Year | Model | Description | Fig. | Location | Spicer Part # | SPL Part # | SVL Part # |
|-----------|-------|--------------------|------|----------|---------------|------------|------------|
| 2007-2009 | Aspen | 1 Piece Driveshaft | AV | 2,3 | 5-3147X* | 5-795X** | 15-3147X |

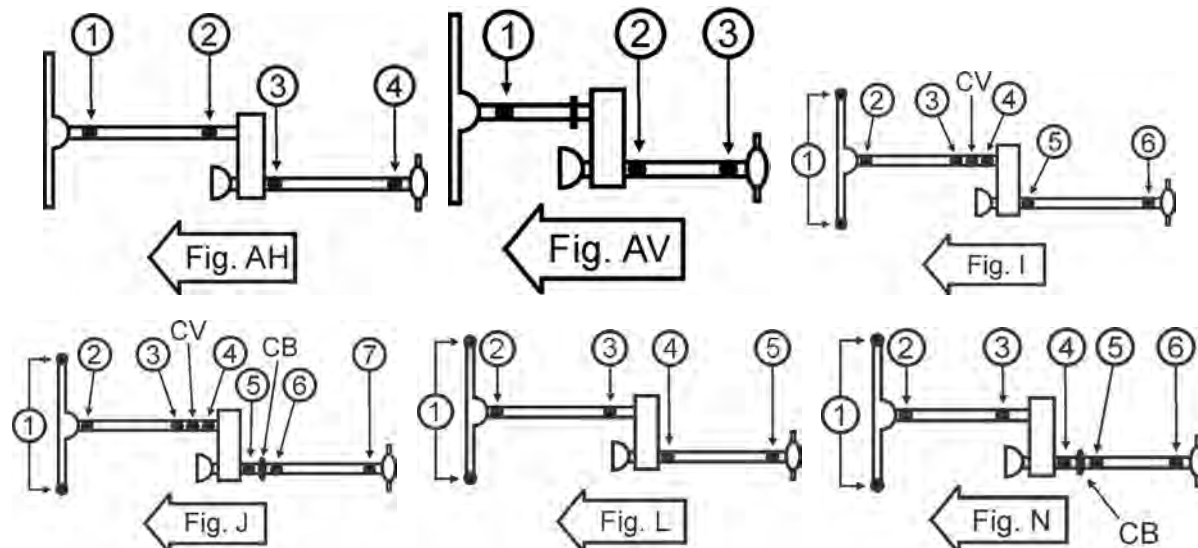
Daihatsu

| Year | Model | Description | Fig. | Location | Spicer Part # | SPL Part # | SVL Part # |
|-----------|-------|--------------------|------|----------|---------------|------------|------------|
| 1990-1992 | Rocky | 1 Piece Driveshaft | AH | 3,4 | 5-3243X | | |

Dodge

| Year | Model | Description | Fig. | Location | Spicer Part # | SPL Part # | SVL Part # |
|-----------|--------|-----------------------------------|------|----------|---------------|-------------------------|------------|
| 1982 | D50 | | L | 2 | 5-3217X | | |
| | D50 | | L | 3,4 | 5-1503X | | |
| | D50 | | L | 5 | 5-3217X | | |
| 1987-1990 | Dakota | | I | 5,6 | 5-3228X | 5-789X | |
| 1991-1993 | Dakota | Steel Driveshaft | I | 2 | | 5-788X | 15-353X |
| | Dakota | Steel Driveshaft | I | 3,4 | 5-153X* | 5-1310-1X* 5-1310X** | 15-153X |
| | Dakota | Steel Driveshaft; 1.078" Cup Dia. | I | 5,6 | 5-3228X | 5-789X | |
| | Dakota | Steel Driveshaft; 1.126" Cup Dia. | I | 5,6 | 5-1309X | 5-811X | |

* GREASEABLE ** NON-GREASEABLE



Dodge (Cont'd)

| Year | Model | Description | Fig. | Location | Spicer Part # | SPL Part # | SVL Part # |
|-----------|--------------|-----------------------------|------|----------|---------------|-------------------------|------------|
| 1994-1996 | Dakota | | I | 2 | | 5-788X | 15-353X |
| | Dakota | | I | 3,4 | 5-153X* | 5-1310-1X* 5-1310X** | 15-153X |
| 1994-1998 | Dakota | | I | 5,6 | 5-1309X | 5-811X | |
| 1997-1999 | Dakota | | I | 2,3,4 | 5-153X* | 5-1310-1X* 5-1310X** | 15-153X |
| 1999 | Dakota | | I | 5,6 | 5-213X* | 5-1330-1X* 5-1330X** | 15-213X |
| 2000-2010 | Dakota | 1 Piece Driveshaft | AV | 1 | 5-153X* | 5-1310-1X* 5-1310X** | 15-153X |
| | Dakota | 1 Piece Driveshaft | AV | 2,3 | 5-213X* | 5-1330-1X* 5-1330X** | 15-213X |
| 1998 | Durango | | I | 5,6 | 5-1309X | 5-811X | |
| 1998-1999 | Durango | | I | 2,3,4 | 5-153X* | 5-1310-1X* 5-1310X** | 15-153X |
| 1999 | Durango | | I | 5,6 | 5-213X* | 5-1330-1X* 5-1330X** | 15-213X |
| 2000 | Durango | V8 4.7L; 1 Piece Driveshaft | AV | 2,3 | 5-213X* | 5-1330-1X* 5-1330X** | 15-213X |
| | Durango | V8 5.2L; 1 Piece Driveshaft | AV | 2,3 | 5-3147X* | 5-795X** | 15-3147X |
| | Durango | V8 5.9L; 1 Piece Driveshaft | AV | 2,3 | 5-213X* | 5-1330-1X* 5-1330X** | 15-213X |
| 2001-2003 | Durango | 1 Piece Driveshaft | AV | 2,3 | 5-213X* | 5-1330-1X* 5-1330X** | 15-213X |
| 2004-2009 | Durango | 1 Piece Driveshaft | AV | 2,3 | 5-3147X* | 5-795X** | 15-3147X |
| 1983-1986 | Power Ram 50 | | L | 2,3 | 5-1503X | | |
| | Power Ram 50 | | L | 4,5 | 5-3217X | | |
| 1987-1988 | Raider | | L | 4,5 | 5-3217X | | |
| 1987-1989 | Raider | | L | 2,3 | 5-1503X | | |
| 1989 | Raider | 2.6L | L | 4,5 | 5-3217X | | |
| | Raider | 3.0L | L | 4,5 | 5-3243X | | |
| 1994-1997 | Ram 1500 | 1 Piece Driveshaft | I | 2 | 5-1309X | 5-811X | |
| | Ram 1500 | 2 Piece Driveshaft | J | 2 | 5-1309X | 5-811X | |
| 1994-1998 | Ram 1500 | 1 Piece Driveshaft | I | 1 | 5-3226X | 5-760X** | |
| | Ram 1500 | 1 Piece Driveshaft | I | 3,4 | 5-213X* | 5-1330-1X* 5-1330X** | 15-213X |
| | Ram 1500 | 1 Piece Driveshaft | I | 5,6 | 5-1309X | 5-811X | |
| | Ram 1500 | 2 Piece Driveshaft | J | 1 | 5-3226X | 5-760X** | |

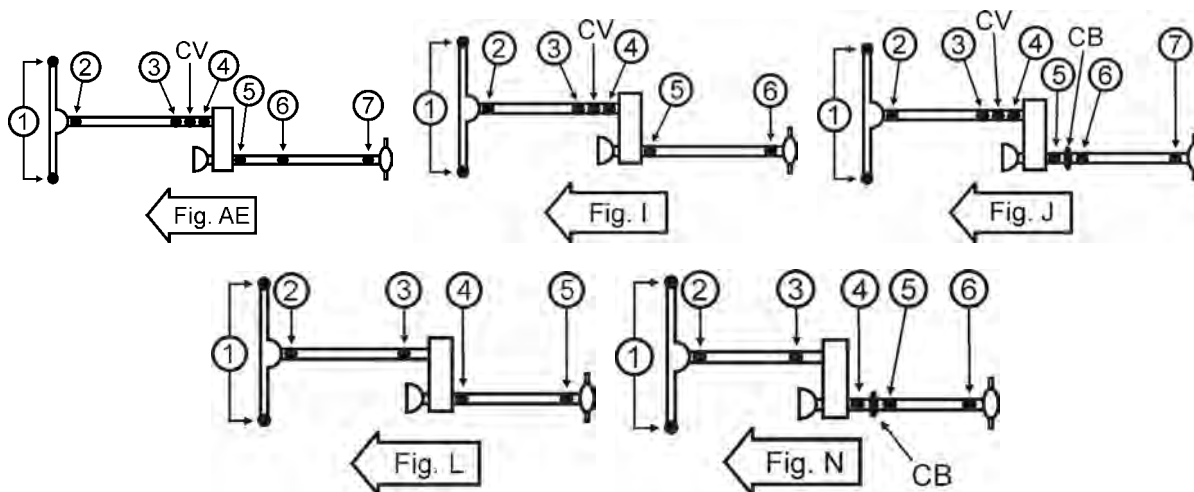
* GREASEABLE ** NON-GREASEABLE

4
W
D

Dodge (Cont'd)

| Year | Model | Description | Fig. | Location | Spicer Part # | SPL Part # | SVL Part # |
|-----------|-----------|---|--|----------|---------------|-------------------------|-------------------------|
| 1994-1998 | Ram 1500 | 2 Piece Driveshaft | J | 3,4 | 5-213X* | 5-1330-1X* 5-1330X** | 15-213X |
| 1998 | Ram 1500 | 2 Piece Driveshaft | J | 5,6,7 | 5-1309X | 5-811X | |
| | Ram 1500 | 1 Piece Driveshaft; w/ Inside Snap Rings | I | 2 | 5-1309X | 5-811X | |
| | Ram 1500 | 1 Piece Driveshaft; w/ Outside Snap Rings | I | 2 | 5-3227X | 5-7437X | |
| | Ram 1500 | 2 Piece Driveshaft; w/ Inside Snap Rings | J | 2 | 5-1309X | 5-811X | |
| | Ram 1500 | 2 Piece Driveshaft; w/ Outside Snap Rings | J | 2 | 5-3227X | 5-7437X | |
| 1999 | Ram 1500 | | J | 2 | 5-3227X | 5-7437X | |
| | Ram 1500 | | J | 3,4,5 | 5-213X* | 5-1330-1X* 5-1330X** | 15-213X |
| | Ram 1500 | Crew Cab; Extended Cab | J | 6 | 5-213X* | 5-1330-1X* 5-1330X** | 15-213X |
| | Ram 1500 | | J | 7 | 5-3227X | 5-7437X | |
| 1999-2001 | Ram 1500 | | J | 1 | 5-3226X | 5-760X** | |
| 2000-2001 | Ram 1500 | | J | 2,3,4 | 5-213X* | 5-1330-1X* 5-1330X** | 15-213X |
| | Ram 1500 | Extended Cab; Standard Cab | J | 5,7 | 5-213X* | 5-1330-1X* 5-1330X** | 15-213X |
| | Ram 1500 | Extended Cab | J | 6 | 5-213X* | 5-1330-1X* 5-1330X** | 15-213X |
| 2002-2005 | Ram 1500 | 1 Piece Driveshaft | L | 2,4,5 | 5-213X* | 5-1330-1X* 5-1330X** | 15-213X |
| | Ram 1500 | 2 Piece Driveshaft | N | 2,4,5,6 | 5-213X* | 5-1330-1X* 5-1330X** | 15-213X |
| 2006-2008 | Ram 1500 | Extended Crew Cab; 2 Piece Driveshaft; w/ CV at Transfer Case | AE | 1 | 5006813** | | |
| | Ram 1500 | Extended Crew Cab; 2 Piece Driveshaft; w/ CV at Transfer Case | AE | 2 | 5-3147X* | 5-795X** | 15-3147X |
| | Ram 1500 | Extended Crew Cab; 2 Piece Driveshaft; w/ CV at Transfer Case | AE | 3,4 | 5-3208X | | |
| | Ram 1500 | Extended Crew Cab; 2 Piece Driveshaft; w/ CV at Transfer Case | AE | 5,7 | 5-3207X** | | |
| | Ram 1500 | Crew Cab; Standard Cab; 3.7L; 1 Piece Driveshaft | L | 4 | 5-213X* | 5-1330-1X* 5-1330X** | 15-213X |
| | Ram 1500 | Crew Cab; Standard Cab; 4.7L; 5.7L; 1 Piece Driveshaft | L | 5 | 5-213X* | 5-1330-1X* 5-1330X** | 15-213X |
| | Ram 1500 | Crew Cab; Standard Cab; 2 Piece Driveshaft; w/o CV at Transfer Case | N | 2 | 5-213X* | 5-1330-1X* 5-1330X** | 15-213X |
| | Ram 1500 | Crew Cab; Standard Cab; 3.7L; 2 Piece Driveshaft; w/o CV at Transfer Case | N | 4 | 5-213X* | 5-1330-1X* 5-1330X** | 15-213X |
| | Ram 1500 | Crew Cab; Standard Cab; 4.7L; 5.7L; 2 Piece Driveshaft; w/o CV at Transfer Case | N | 5,6 | 5-213X* | 5-1330-1X* 5-1330X** | 15-213X |
| | 2006-2009 | Ram 1500 | Crew Cab; Standard Cab; 1 Piece Driveshaft | L | 2 | 5-213X* | 5-1330-1X* 5-1330X** |
| 2009 | Ram 1500 | Extended Cab; 2 Piece Driveshaft | AE | 1 | 5006813** | | |
| | Ram 1500 | Extended Cab; 2 Piece Driveshaft | AE | 2 | 5-3147X* | 5-795X** | 15-3147X |
| | Ram 1500 | Extended Cab; 2 Piece Driveshaft | AE | 3,4 | 5-3208X | | |
| | Ram 1500 | Extended Cab; 2 Piece Driveshaft | AE | 5,7 | 5-3207X** | | |
| | Ram 1500 | Crew Cab; Standard Cab; 3.7L; 1 Piece Driveshaft | L | 4,5 | 5-213X* | 5-1330-1X* 5-1330X** | 15-213X |
| | Ram 1500 | Crew Cab; Standard Cab; 4.7L; 5.7L; 1 Piece Driveshaft | L | 4,5 | 5-178X* | 5-1350-1X* 5-1350X** | 15-178X |
| 2010 | Ram 1500 | 1 Piece Driveshaft | L | 4,5 | 5-178X* | 5-1350-1X* 5-1350X** | 15-178X |
| | Ram 1500 | 2 Piece Driveshaft | N | 4,5,6 | 5-213X* | 5-1330-1X* 5-1330X** | 15-213X |
| 1994 | Ram 2500 | 1 Piece Driveshaft | I | 3,4 | 5-153X* | 5-1310-1X* 5-1310X** | 15-153X |
| | Ram 2500 | 1 Piece Driveshaft | I | 5,6 | 5-1309X | 5-811X | |
| | Ram 2500 | 2 Piece Driveshaft | J | 3,4 | 5-153X* | 5-1310-1X* 5-1310X** | 15-153X |
| | Ram 2500 | 2 Piece Driveshaft | J | 5,6,7 | 5-1309X | 5-811X | |
| 1994-1997 | Ram 2500 | 1 Piece Driveshaft | I | 2 | 5-1309X | 5-811X | |

* GREASEABLE ** NON-GREASEABLE



Dodge (Cont'd)

| Year | Model | Description | Fig. | Location | Spicer Part # | SPL Part # | SVL Part # |
|-----------|----------|---|------|----------|---------------|-------------------------|------------|
| 1994-1997 | Ram 2500 | 2 Piece Driveshaft | J | 2 | 5-1309X | 5-811X | |
| 1994-1999 | Ram 2500 | 1 Piece Driveshaft; Dana Model 44 Axle | I | 1 | 5-3226X | 5-760X** | |
| | Ram 2500 | 1 Piece Driveshaft; Dana Model 60 Axle | I | 1 | | SPL55-3X** SPL55-4X* | |
| | Ram 2500 | 2 Piece Driveshaft; Dana Model 44 Axle | J | 1 | 5-3226X | 5-760X** | |
| | Ram 2500 | 2 Piece Driveshaft; Dana Model 60 Axle | J | 1 | | SPL55-3X** SPL55-4X* | |
| 1995-1997 | Ram 2500 | 1 Piece Driveshaft | I | 3,4 | 5-1203X* | | |
| | Ram 2500 | 1 Piece Driveshaft; 1.126" Cup Dia.; w/ 9.25" Chrysler Axle & 7290 Series | I | 5,6 | 5-1309X | 5-811X | |
| | Ram 2500 | 1 Piece Driveshaft; 1.188" Cup Dia.; w/ Dana Axle | I | 5,6 | 5-160X* | 5-1410-1X* 5-1410X** | 15-160X |
| | Ram 2500 | 2 Piece Driveshaft | J | 3,4 | 5-1203X* | | |
| | Ram 2500 | 2 Piece Driveshaft; 1.126" Cup Dia.; w/ 9.25" Chrysler Axle & 7290 Series | J | 5,6,7 | 5-1309X | 5-811X | |
| | Ram 2500 | 2 Piece Driveshaft; 1.188" Cup Dia.; w/ Dana Axle | J | 5,6,7 | 5-160X* | 5-1410-1X* 5-1410X** | 15-160X |
| 1998-1999 | Ram 2500 | 1 Piece Driveshaft; w/ Inside Snap Rings | I | 2 | 5-1309X | 5-811X | |
| | Ram 2500 | 1 Piece Driveshaft; w/ Outside Snap Rings | I | 2 | 5-3227X | 5-7437X | |
| | Ram 2500 | 1 Piece Driveshaft | I | 3,4 | 5-213X* | 5-1330-1X* 5-1330X** | 15-213X |
| | Ram 2500 | 2 Piece Driveshaft; w/ Inside Snap Rings | J | 2 | 5-1309X | 5-811X | |
| | Ram 2500 | 2 Piece Driveshaft; w/ Outside Snap Rings | J | 2 | 5-3227X | 5-7437X | |
| | Ram 2500 | 2 Piece Driveshaft | J | 3,4 | 5-213X* | 5-1330-1X* 5-1330X** | 15-213X |
| 1998-2002 | Ram 2500 | 1 Piece Driveshaft | I | 5,6 | 5-160X* | 5-1410-1X* 5-1410X** | 15-160X |
| | Ram 2500 | 2 Piece Driveshaft | J | 5,6,7 | 5-160X* | 5-1410-1X* 5-1410X** | 15-160X |
| 2000-2002 | Ram 2500 | 1 Piece Driveshaft | I | 1 | | SPL55-3X** SPL55-4X* | |
| | Ram 2500 | 1 Piece Driveshaft | I | 2,3,4 | 5-213X* | 5-1330-1X* 5-1330X** | 15-213X |
| | Ram 2500 | 2 Piece Driveshaft | J | 1 | | SPL55-3X** SPL55-4X* | |
| | Ram 2500 | 2 Piece Driveshaft | J | 2,3,4 | 5-213X* | 5-1330-1X* 5-1330X** | 15-213X |
| 2003-2004 | Ram 2500 | 1 Piece Driveshaft; w/ Spicer CV Head | I | 3,4 | 5-213X* | 5-1330-1X* 5-1330X** | 15-213X |
| | Ram 2500 | 1 Piece Driveshaft; w/ 1410 Series Driveshaft | I | 5,6 | 5-160X* | 5-1410-1X* 5-1410X** | 15-160X |

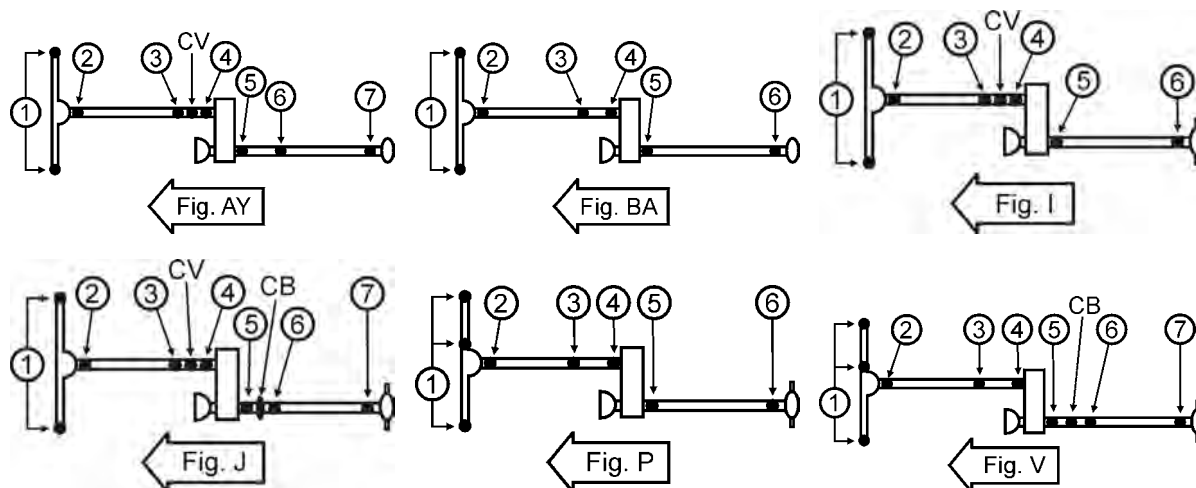
* GREASEABLE ** NON-GREASEABLE

4
W
D

Dodge (Cont'd)

| Year | Model | Description | Fig. | Location | Spicer Part # | SPL Part # | SVL Part # | |
|-----------|----------|--|--|----------|---------------|-------------------------|------------|----------|
| 2003-2004 | Ram 2500 | 2 Piece Driveshaft; w/ Spicer CV Head | J | 3,4 | 5-213X* | 5-1330-1X* 5-1330X** | 15-213X | |
| | Ram 2500 | 2 Piece Driveshaft; w/ 1410 Series Driveshaft | J | 5,6,7 | 5-160X* | 5-1410-1X* 5-1410X** | 15-160X | |
| 2003-2005 | Ram 2500 | 1 Piece Driveshaft | I | 2 | 5-3147X* | 5-795X** | 15-3147X | |
| | Ram 2500 | 2 Piece Driveshaft | J | 2 | 5-3147X* | 5-795X** | 15-3147X | |
| 2003-2006 | Ram 2500 | 1 Piece Driveshaft | I | 1 | 5006813** | | | |
| | Ram 2500 | 2 Piece Driveshaft | J | 1 | 5006813** | | | |
| 2005 | Ram 2500 | 1 Piece Driveshaft | I | 3,4 | 5-3208X | | | |
| | Ram 2500 | Diesel; 1 Piece Driveshaft | I | 5,6 | 5-160X* | 5-1410-1X* 5-1410X** | 15-160X | |
| | Ram 2500 | Gas; Auto Trans; 1 Piece Driveshaft | I | 5,6 | 5-160X* | 5-1410-1X* 5-1410X** | 15-160X | |
| | Ram 2500 | Gas; Standard Trans; 1 Piece Driveshaft | I | 5,6 | 5-3206X | | | |
| | Ram 2500 | 2 Piece Driveshaft | J | 3,4 | 5-3208X | | | |
| | Ram 2500 | Diesel; Auto Trans; 2 Piece Driveshaft | J | 5,6,7 | 5-160X* | 5-1410-1X* 5-1410X** | 15-160X | |
| | Ram 2500 | Diesel; Standard Trans; G56; 2 Piece Driveshaft; AAM 1485S | J | 5,6,7 | 5-3231X | | | |
| | Ram 2500 | Diesel; Standard Trans; G56; 2 Piece Driveshaft; AAM 1485WJ | J | 5,6,7 | 5006813** | | | |
| | Ram 2500 | Diesel; Standard Trans; NV5600; 2 Piece Driveshaft | J | 5,6,7 | 5-3206X | | | |
| | Ram 2500 | Gas; Auto Trans; 2 Piece Driveshaft | J | 5,6,7 | 5-160X* | 5-1410-1X* 5-1410X** | 15-160X | |
| | Ram 2500 | Gas; Standard Trans; 2 Piece Driveshaft | J | 5,6,7 | 5-3206X | | | |
| | 2006 | Ram 2500 | 1 Piece Driveshaft; w/ AAM 1355 Series | I | 2 | 5-3147X* | 5-795X** | 15-3147X |
| | | Ram 2500 | 2 Piece Driveshaft; w/ AAM 1355 Series | J | 2 | 5-3147X* | 5-795X** | 15-3147X |
| 2007-2008 | Ram 2500 | 5.7L; 2 Piece Driveshaft; w/ AAM 1415 Series | AY | 5,6,7 | 5-3207X** | | | |
| | Ram 2500 | Standard Trans; 6.7L; 2 Piece Driveshaft; w/ AAM 1485 Series | AY | 5,6,7 | 5-3206X | | | |
| | Ram 2500 | 6.7L; 1 Piece Driveshaft | BA | 1 | 5006813** | | | |
| | Ram 2500 | 6.7L; 1 Piece Driveshaft | BA | 2 | 5-3147X* | 5-795X** | 15-3147X | |
| | Ram 2500 | 6.7L; 1 Piece Driveshaft; w/ AAM 1355 Series | BA | 3,4 | 5-3208X | | | |
| 2007-2009 | Ram 2500 | 5.7L; 6.7L; 2 Piece Driveshaft | AY | 1 | 5006813** | | | |
| | Ram 2500 | 5.7L; 6.7L; 2 Piece Driveshaft | AY | 2 | 5-3147X* | 5-795X** | 15-3147X | |
| | Ram 2500 | 5.7L; 6.7L; 2 Piece Driveshaft; w/ AAM 1355 Series | AY | 3,4 | 5-3208X | | | |
| | Ram 2500 | Auto Trans; 6.7L; 1 Piece Driveshaft; w/ AAM 1415 Series | BA | 5,6 | 5-3207X** | | | |
| | Ram 2500 | Standard Trans; 6.7L; 1 Piece Driveshaft; w/ AAM 1485 Series | BA | 5,6 | 5-3206X | | | |
| 2007-2010 | Ram 2500 | Auto Trans; 6.7L; 2 Piece Driveshaft | AY | 5,6,7 | 5-160X* | 5-1410-1X* 5-1410X** | 15-160X | |
| 2009 | Ram 2500 | Exc. Power Wagon; Standard Trans; 5.7L; 2 Piece Driveshaft | AY | 5,6,7 | 5-3206X | | | |
| | Ram 2500 | Power Wagon; 5.7L; 2 Piece Driveshaft | AY | 5,6,7 | 5-160X* | 5-1410-1X* 5-1410X** | 15-160X | |
| | Ram 2500 | 5.7L; 6.7L; 1 Piece Driveshaft | BA | 1 | 5006813** | | | |
| | Ram 2500 | 5.7L; 6.7L; 1 Piece Driveshaft | BA | 2 | 5-3147X* | 5-795X** | 15-3147X | |
| | Ram 2500 | 5.7L; 6.7L; 1 Piece Driveshaft; w/ AAM 1355 Series | BA | 3,4 | 5-3208X | | | |
| | Ram 2500 | Exc. Power Wagon; Standard Trans; 5.7L; 1 Piece Driveshaft; w/ AAM 1485 Series | BA | 5,6 | 5-3206X | | | |
| | Ram 2500 | Power Wagon; 5.7L; 1 Piece Driveshaft; w/ AAM 1415 Series | BA | 5,6 | 5-3207X** | | | |
| 2009-2010 | Ram 2500 | Exc. Power Wagon; Auto Trans; 5.7L; 2 Piece Driveshaft | AY | 5,6,7 | 5-160X* | 5-1410-1X* 5-1410X** | 15-160X | |
| | Ram 2500 | Standard Trans; 6.7L; 2 Piece Driveshaft | AY | 5,6,7 | 5-3206X | | | |
| | Ram 2500 | Exc. Power Wagon; Auto Trans; 5.7L; 1 Piece Driveshaft; w/ AAM 1415 Series | BA | 5,6 | 5-3207X** | | | |

* GREASEABLE ** NON-GREASEABLE



Dodge (Cont'd)

| Year | Model | Description | Fig. | Location | Spicer Part # | SPL Part # | SVL Part # |
|-----------|----------|--|------|----------|---------------|-------------------------|------------|
| 2010 | Ram 2500 | 2 Piece Driveshaft | AY | 2,3,4 | 5-3147X* | 5-795X** | 15-3147X |
| | Ram 2500 | Exc. Power Wagon; Standard Trans; 5.7L; 2 Piece Driveshaft | AY | 5,6,7 | 5-188X* | SPL55-1X* SPL55X** | 15-188X |
| | Ram 2500 | Power Wagon; Auto Trans; 5.7L; 2 Piece Driveshaft | AY | 5,6,7 | 5-160X* | 5-1410-1X* 5-1410X** | 15-160X |
| | Ram 2500 | 1 Piece Driveshaft | BA | 1 | 5006813** | | |
| | Ram 2500 | 1 Piece Driveshaft | BA | 2 | 5-3147X* | 5-795X** | 15-3147X |
| | Ram 2500 | 1 Piece Driveshaft; w/ AAM 1355 Series | BA | 3,4 | 5-3208X | | |
| | Ram 2500 | Auto Trans; 6.7L; 1 Piece Driveshaft; w/ Spicer Driveshaft | BA | 5,6 | 5-3207X** | | |
| | Ram 2500 | Exc. Power Wagon; Standard Trans; 5.7L; 1 Piece Driveshaft; w/ Spicer Driveshaft | BA | 5,6 | 5-188X* | SPL55-1X* SPL55X** | 15-188X |
| | Ram 2500 | Power Wagon; Auto Trans; 5.7L; 1 Piece Driveshaft; w/ AAM 1415 Series | BA | 5,6 | 5-188X* | SPL55-1X* SPL55X** | 15-188X |
| 1994 | Ram 3500 | 1 Piece Driveshaft | P | 5,6 | 5-160X* | 5-1410-1X* 5-1410X** | 15-160X |
| 1994-1996 | Ram 3500 | 1 Piece Driveshaft | P | 2 | 5-1309X | 5-811X | |
| | Ram 3500 | 2 Piece Driveshaft | V | 2 | 5-1309X | 5-811X | |
| 1994-2001 | Ram 3500 | 1 Piece Driveshaft | P | 1 | | SPL55-3X** SPL55-4X* | |
| | Ram 3500 | 1 Piece Driveshaft | P | 3,4 | 5-213X* | 5-1330-1X* 5-1330X** | 15-213X |
| | Ram 3500 | 2 Piece Driveshaft | V | 1 | | SPL55-3X** SPL55-4X* | |
| | Ram 3500 | 2 Piece Driveshaft | V | 3,4 | 5-213X* | 5-1330-1X* 5-1330X** | 15-213X |
| 1995-1997 | Ram 3500 | 2 Piece Driveshaft; 1.125" Cup Dia. | V | 5,6,7 | 5-1309X | 5-811X | |
| | Ram 3500 | 2 Piece Driveshaft; 1.188" Cup Dia. | V | 5,6,7 | 5-160X* | 5-1410-1X* 5-1410X** | 15-160X |
| 1995-1999 | Ram 3500 | 1 Piece Driveshaft; 1.125" Cup Dia. | P | 5,6 | 5-1309X | 5-811X | |
| | Ram 3500 | 1 Piece Driveshaft; 1.188" Cup Dia. | P | 5,6 | 5-160X* | 5-1410-1X* 5-1410X** | 15-160X |
| 1997 | Ram 3500 | 1 Piece Driveshaft; w/ Outside Snap Rings | P | 2 | 5-3227X | 5-7437X | |
| | Ram 3500 | 2 Piece Driveshaft; w/ Outside Snap Rings | V | 2 | 5-3227X | 5-7437X | |
| 1997-1999 | Ram 3500 | 1 Piece Driveshaft; w/ Inside Snap Rings | P | 2 | 5-1309X | 5-811X | |
| | Ram 3500 | 2 Piece Driveshaft; w/ Inside Snap Rings | V | 2 | 5-1309X | 5-811X | |
| 1998-1999 | Ram 3500 | 1 Piece Driveshaft; w/ Inside & Outside Snap Rings | P | 2 | 5-3227X | 5-7437X | |
| | Ram 3500 | 2 Piece Driveshaft; w/ Inside & Outside Snap Rings | V | 2 | 5-3227X | 5-7437X | |

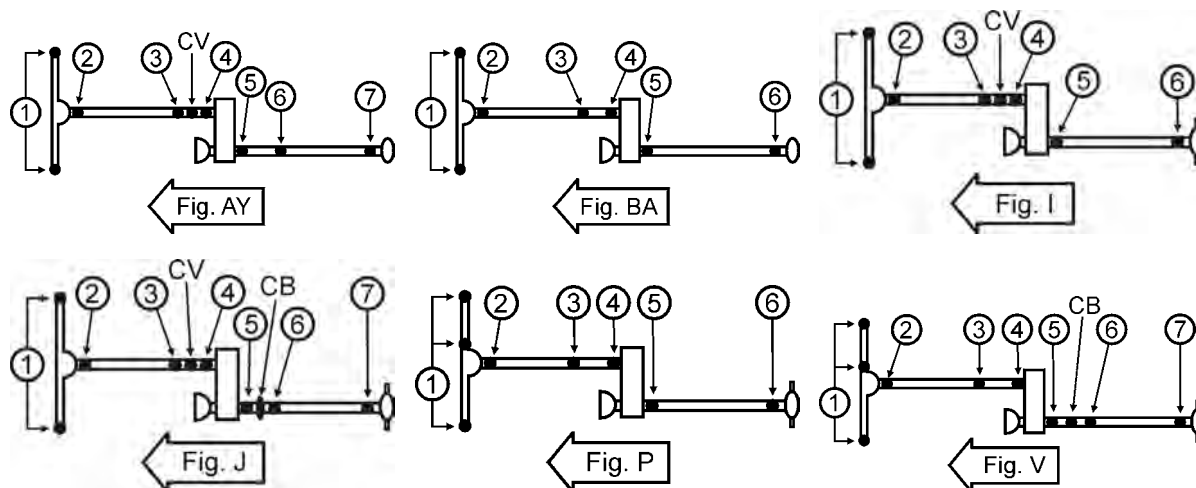
* GREASEABLE ** NON-GREASEABLE

4 W D

Dodge (Cont'd)

| Year | Model | Description | Fig. | Location | Spicer Part # | SPL Part # | SVL Part # |
|-----------|----------|---|------|----------|---------------|-------------------------|------------|
| 1998-2001 | Ram 3500 | 1 Piece Driveshaft; 1.062" Cup Dia. | P | 5,6 | 5-213X* | 5-1330-1X* 5-1330X** | 15-213X |
| | Ram 3500 | 2 Piece Driveshaft | V | 5,6,7 | 5-160X* | 5-1410-1X* 5-1410X** | 15-160X |
| 2000-2001 | Ram 3500 | 1 Piece Driveshaft | P | 2 | 5-3147X* | 5-795X** | 15-3147X |
| | Ram 3500 | 1 Piece Driveshaft; 1.188" Cup Dia.; 3.625 cap to cap lockup | P | 5,6 | 5-178X* | 5-1350-1X* 5-1350X** | 15-178X |
| | Ram 3500 | 1 Piece Driveshaft; 1.188" Cup Dia.; 4.188 cap to cap lockup | P | 5,6 | 5-160X* | 5-1410-1X* 5-1410X** | 15-160X |
| | Ram 3500 | 2 Piece Driveshaft | V | 2 | 5-3147X* | 5-795X** | 15-3147X |
| 2002 | Ram 3500 | 1 Piece Driveshaft | I | 1 | | SPL55-3X** SPL55-4X* | |
| | Ram 3500 | 1 Piece Driveshaft; 1.062" Cup Dia. | I | 5,6 | 5-213X* | 5-1330-1X* 5-1330X** | 15-213X |
| | Ram 3500 | 1 Piece Driveshaft; 1.188" Cup Dia.; 3.625 cap to cap lockup | I | 5,6 | 5-178X* | 5-1350-1X* 5-1350X** | 15-178X |
| | Ram 3500 | 1 Piece Driveshaft; 1.188" Cup Dia.; 4.188 cap to cap lockup | I | 5,6 | 5-160X* | 5-1410-1X* 5-1410X** | 15-160X |
| | Ram 3500 | 2 Piece Driveshaft | J | 1 | | SPL55-3X** SPL55-4X* | |
| | Ram 3500 | 2 Piece Driveshaft | J | 5,6,7 | 5-160X* | 5-1410-1X* 5-1410X** | 15-160X |
| 2002-2004 | Ram 3500 | 1 Piece Driveshaft | I | 3,4 | 5-213X* | 5-1330-1X* 5-1330X** | 15-213X |
| | Ram 3500 | 2 Piece Driveshaft | J | 3,4 | 5-213X* | 5-1330-1X* 5-1330X** | 15-213X |
| 2002-2006 | Ram 3500 | 1 Piece Driveshaft | I | 2 | 5-3147X* | 5-795X** | 15-3147X |
| | Ram 3500 | 2 Piece Driveshaft | J | 2 | 5-3147X* | 5-795X** | 15-3147X |
| 2003 | Ram 3500 | 1 Piece Driveshaft; w/ AAM 1415 Series | I | 5,6 | 5-3207X** | | |
| | Ram 3500 | 1 Piece Driveshaft; w/ AAM 1485 Series | I | 5,6 | 5-3206X | | |
| | Ram 3500 | 2 Piece Driveshaft; w/ AAM 1415 Series | J | 5,6,7 | 5-3207X** | | |
| | Ram 3500 | 2 Piece Driveshaft; w/ AAM 1485 Series | J | 5,6,7 | 5-3206X | | |
| | Ram 3500 | 2 Piece Driveshaft; w/ Spicer 1410 Series | J | 5,6,7 | 5-160X* | 5-1410-1X* 5-1410X** | 15-160X |
| 2003-2004 | Ram 3500 | 1 Piece Driveshaft; w/ Spicer 1410 Series | I | 5,6 | 5-160X* | 5-1410-1X* 5-1410X** | 15-160X |
| 2003-2006 | Ram 3500 | 1 Piece Driveshaft | I | 1 | 5006813** | | |
| | Ram 3500 | 2 Piece Driveshaft | J | 1 | 5006813** | | |
| 2004 | Ram 3500 | 2 Piece Driveshaft; Spicer 1410 Series | J | 5 | 5-3206X | | |
| | Ram 3500 | Crew Cab; Standard Cab; 4 Speed; 5 Speed; 2 Piece Driveshaft; w/ AAM 1415 Series | J | 5,7 | 5-3207X** | | |
| | Ram 3500 | Crew Cab; Standard Cab; 6 Speed; 2 Piece Driveshaft; w/ AAM 1485 Series | J | 5,7 | 5-3206X | | |
| | Ram 3500 | Crew Cab; 4 Speed; 5 Speed; 2 Piece Driveshaft; w/ AAM 1415 Series | J | 6 | 5-3207X** | | |
| | Ram 3500 | Crew Cab; 6 Speed; 2 Piece Driveshaft; w/ AAM 1485 Series | J | 6 | 5-3206X | | |
| | Ram 3500 | 2 Piece Driveshaft; Spicer 1410 Series | J | 6,7 | 5-3207X** | | |
| | Ram 3500 | 1 Piece Driveshaft | I | 3,4 | 5-3208X | | |
| 2005-2006 | Ram 3500 | 5.7L; 1 Piece Driveshaft | I | 5,6 | 5-3207X** | | |
| | Ram 3500 | 5.9L; Auto Trans; 1 Piece Driveshaft | I | 5,6 | 5-3207X** | | |
| | Ram 3500 | 5.9L; Standard Trans; 1 Piece Driveshaft | I | 5,6 | 5-3206X | | |
| | Ram 3500 | 2 Piece Driveshaft | J | 3,4 | 5-3208X | | |
| | Ram 3500 | 5.7L; 2 Piece Driveshaft | J | 5,6,7 | 5-3207X** | | |
| | Ram 3500 | 5.9L; Auto Trans; 2 Piece Driveshaft | J | 5,6,7 | 5-3207X** | | |
| | Ram 3500 | 5.9L; Standard Trans; 2 Piece Driveshaft | J | 5,6,7 | 5-3206X | | |
| | Ram 3500 | 2 Piece Driveshaft | AY | 2 | 5-3147X* | 5-795X** | 15-3147X |
| 2007 | Ram 3500 | Cab & Chassis; 2 Piece Driveshaft | AY | 3,4 | 5-3208X | | |
| | Ram 3500 | Crew Cab; Extended Crew Cab; Standard Cab; 2 Piece Driveshaft | AY | 3,4 | 5-3147X* | 5-795X** | 15-3147X |
| | Ram 3500 | Crew Cab; Extended Crew Cab; Standard Cab; 2 Piece Driveshaft; w/ AAM 1415 Series | AY | 5,7 | 5-3207X** | | |
| | Ram 3500 | Crew Cab; Extended Crew Cab; Standard Cab; 2 Piece Driveshaft; w/ AAM 1415 Series | AY | 5,7 | 5-3207X** | | |

* GREASEABLE ** NON-GREASEABLE



Dodge (Cont'd)

| Year | Model | Description | Fig. | Location | Spicer Part # | SPL Part # | SVL Part # |
|-----------|----------|---|------|----------|---------------|-------------------------|------------|
| 2007 | Ram 3500 | Crew Cab; Extended Crew Cab; Standard Cab; 2 Piece Driveshaft; w/ Spicer Driveshaft | AY | 5,7 | 5-3206X | | |
| | Ram 3500 | Crew Cab; 2 Piece Driveshaft; w/ AAM 1415 Series | AY | 6 | 5-3207X** | | |
| | Ram 3500 | Crew Cab; 2 Piece Driveshaft; w/ Spicer Driveshaft | AY | 6 | 5-3206X | | |
| | Ram 3500 | 1 Piece Driveshaft | BA | 2 | 5-3147X* | 5-795X** | 15-3147X |
| | Ram 3500 | Cab & Chassis; 1 Piece Driveshaft | BA | 3,4 | 5-3208X | | |
| | Ram 3500 | Crew Cab; Extended Crew Cab; Standard Cab; 1 Piece Driveshaft | BA | 3,4 | 5-3147X* | 5-795X** | 15-3147X |
| | Ram 3500 | Cab & Chassis; 1 Piece Driveshaft | BA | 5,7 | 5-3230X | | |
| | Ram 3500 | Crew Cab; Extended Crew Cab; Standard Cab; 1 Piece Driveshaft; w/ AAM 1415 Series | BA | 5,7 | 5-3207X** | | |
| 2007-2008 | Ram 3500 | 2 Piece Driveshaft | AY | 1 | 5006813** | | |
| | Ram 3500 | Cab & Chassis; 2 Piece Driveshaft | AY | 5,6,7 | 5-3230X | | |
| | Ram 3500 | 1 Piece Driveshaft | BA | 1 | 5006813** | | |
| 2008 | Ram 3500 | 2 Piece Driveshaft; w/ Inside Snap Rings | AY | 2,3,4 | 5-3147X* | 5-795X** | 15-3147X |
| | Ram 3500 | 2 Piece Driveshaft; w/ Outside Snap Rings | AY | 2,3,4 | 5-178X* | 5-1350-1X* 5-1350X** | 15-178X |
| | Ram 3500 | Crew Cab; Extended Crew Cab; Standard Cab; Diesel; 2 Piece Driveshaft; w/ Spicer Driveshaft | AY | 5,7 | 5-3206X | | |
| | Ram 3500 | Crew Cab; Extended Crew Cab; Standard Cab; Gas; 2 Piece Driveshaft; w/ AAM 1415 Series | AY | 5,7 | 5-3207X** | | |
| | Ram 3500 | 1 Piece Driveshaft; w/ Inside Snap Rings | BA | 2,3,4 | 5-3147X* | 5-795X** | 15-3147X |
| | Ram 3500 | 1 Piece Driveshaft; w/ Outside Snap Rings | BA | 2,3,4 | 5-178X* | 5-1350-1X* 5-1350X** | 15-178X |
| | Ram 3500 | Cab & Chassis; 1 Piece Driveshaft | BA | 5,6 | 5-3230X | | |
| | Ram 3500 | Crew Cab; Extended Crew Cab; Standard Cab; Diesel; 1 Piece Driveshaft; w/ Spicer Driveshaft | BA | 5,6 | 5-3206X | | |
| 2009 | Ram 3500 | Laramie; Extended Crew Cab; 2 Piece Driveshaft; w/ Spicer Driveshaft | AY | 1 | 5006813** | | |
| | Ram 3500 | SLT; SXT; Extended Crew Cab; Standard Cab; 2 Piece Driveshaft; w/ Spicer Driveshaft | AY | 1 | 5006813** | | |

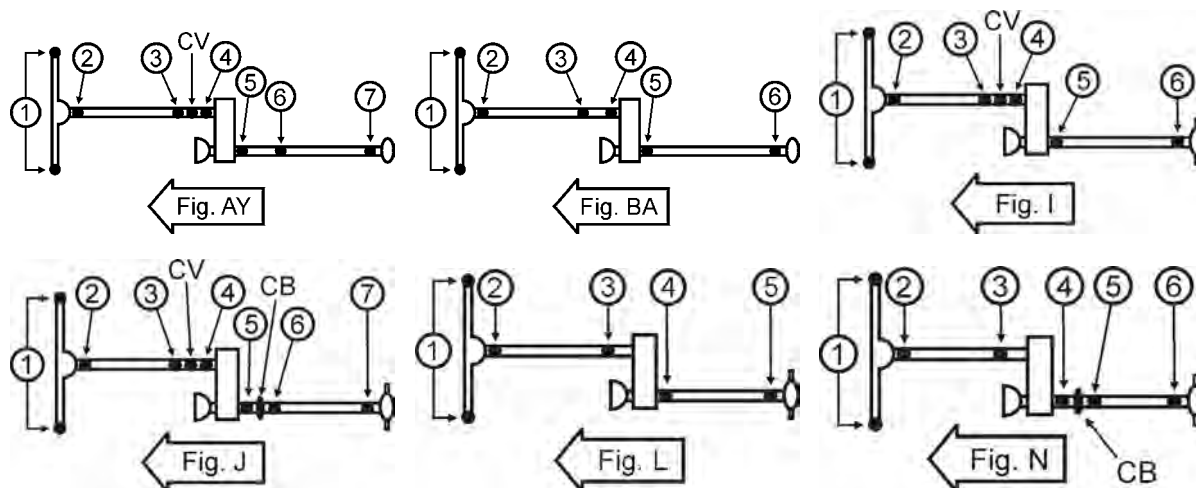
* GREASEABLE ** NON-GREASEABLE

4
W
D

Dodge (Cont'd)

| Year | Model | Description | Fig. | Location | Spicer Part # | SPL Part # | SVL Part # |
|------|-----------|---|--|----------|---------------|-------------------------|------------|
| 2009 | Ram 3500 | ST; Standard Cab; 2 Piece Driveshaft; w/ Spicer Driveshaft | AY | 1 | 5006813** | | |
| | Ram 3500 | Laramie; Extended Crew Cab; 2 Piece Driveshaft; w/ Spicer Driveshaft | AY | 2,3,4 | 5-178X* | 5-1350-1X* 5-1350X** | 15-178X |
| | Ram 3500 | SLT; SXT; Extended Crew Cab; Standard Cab; 2 Piece Driveshaft; w/ Spicer Driveshaft | AY | 2,3,4 | 5-178X* | 5-1350-1X* 5-1350X** | 15-178X |
| | Ram 3500 | ST; Standard Cab; 2 Piece Driveshaft; w/ Spicer Driveshaft | AY | 2,3,4 | 5-178X* | 5-1350-1X* 5-1350X** | 15-178X |
| | Ram 3500 | Laramie; Extended Crew Cab; 2 Piece Driveshaft; w/ Spicer Driveshaft | AY | 5,6,7 | 5-160X* | 5-1410-1X* 5-1410X** | 15-160X |
| | Ram 3500 | SLT; SXT; Extended Crew Cab; Standard Cab; 2 Piece Driveshaft; w/ Spicer Driveshaft | AY | 5,6,7 | 5-160X* | 5-1410-1X* 5-1410X** | 15-160X |
| | Ram 3500 | ST; Standard Cab; 2 Piece Driveshaft; w/ Spicer Driveshaft | AY | 5,6,7 | 5-160X* | 5-1410-1X* 5-1410X** | 15-160X |
| | Ram 3500 | Laramie; Extended Crew Cab; 1 Piece Driveshaft; w/ Spicer Driveshaft | BA | 2,3,4 | 5-178X* | 5-1350-1X* 5-1350X** | 15-178X |
| | Ram 3500 | SLT; SXT; Extended Crew Cab; Standard Cab; 1 Piece Driveshaft; w/ Spicer Driveshaft | BA | 2,3,4 | 5-178X* | 5-1350-1X* 5-1350X** | 15-178X |
| | Ram 3500 | ST; Standard Cab; 1 Piece Driveshaft; w/ Spicer Driveshaft | BA | 2,3,4 | 5-178X* | 5-1350-1X* 5-1350X** | 15-178X |
| | Ram 3500 | Laramie; Extended Crew Cab; 1 Piece Driveshaft; w/ Spicer Driveshaft | BA | 5 | 5-188X* | SPL55-1X* SPL55X** | 15-188X |
| | Ram 3500 | Laramie; SLT; ST; Crew Cab; 1 Piece Driveshaft; w/ AAM 1415 Series | BA | 5 | 5-3207X** | | |
| | Ram 3500 | SLT; SXT; Extended Crew Cab; Standard Cab; 1 Piece Driveshaft; w/ Spicer Driveshaft | BA | 5 | 5-188X* | SPL55-1X* SPL55X** | 15-188X |
| | Ram 3500 | ST; Standard Cab; 1 Piece Driveshaft; w/ Spicer Driveshaft | BA | 5 | 5-188X* | SPL55-1X* SPL55X** | 15-188X |
| | Ram 3500 | Laramie; SLT; Extended Crew Cab; 5.7L; 1 Piece Driveshaft | BA | 6 | 5-3206X | | |
| | Ram 3500 | Laramie; SLT; Extended Crew Cab; Auto Trans; 6.7L; 1 Piece Driveshaft | BA | 6 | 5-188X* | SPL55-1X* SPL55X** | 15-188X |
| | Ram 3500 | Laramie; SLT; Extended Crew Cab; Standard Trans; 6.7L; 1 Piece Driveshaft; w/ AAM 1485 Series | BA | 6 | 5-3206X | | |
| | Ram 3500 | SLT; ST; Standard Cab; 1 Piece Driveshaft; w/ Spicer Driveshaft | BA | 6 | 5-160X* | 5-1410-1X* 5-1410X** | 15-160X |
| | 2009-2010 | Ram 3500 | Laramie; SLT; ST; Crew Cab; 2 Piece Driveshaft; w/ AAM 1485 Series | AY | 5,6,7 | 5-3206X | |
| 2010 | Ram 3500 | Laramie; SLT; ST; 2 Piece Driveshaft | AY | 2,3,4 | 5-178X* | 5-1350-1X* 5-1350X** | 15-178X |
| | Ram 3500 | Laramie; Extended Crew Cab; 2 Piece Driveshaft | AY | 5,6,7 | 5-160X* | 5-1410-1X* 5-1410X** | 15-160X |
| | Ram 3500 | SLT; Extended Crew Cab; Standard Cab; 2 Piece Driveshaft | AY | 5,6,7 | 5-160X* | 5-1410-1X* 5-1410X** | 15-160X |
| | Ram 3500 | ST; Standard Cab; 2 Piece Driveshaft | AY | 5,6,7 | 5-160X* | 5-1410-1X* 5-1410X** | 15-160X |
| | Ram 3500 | 1 Piece Driveshaft | BA | 1 | 5-3212X | | |
| | Ram 3500 | Laramie; Extended Crew Cab; 1 Piece Driveshaft | BA | 2,3,4 | 5-178X* | 5-1350-1X* 5-1350X** | 15-178X |
| | Ram 3500 | SLT; Extended Crew Cab; Standard Cab; 1 Piece Driveshaft | BA | 2,3,4 | 5-178X* | 5-1350-1X* 5-1350X** | 15-178X |
| | Ram 3500 | ST; Standard Cab; 1 Piece Driveshaft | BA | 2,3,4 | 5-178X* | 5-1350-1X* 5-1350X** | 15-178X |
| | Ram 3500 | Laramie; Extended Crew Cab; 1 Piece Driveshaft | BA | 5 | 5-160X* | 5-1410-1X* 5-1410X** | 15-160X |
| | Ram 3500 | SLT; Extended Crew Cab; Standard Cab; 1 Piece Driveshaft | BA | 5 | 5-160X* | 5-1410-1X* 5-1410X** | 15-160X |
| | Ram 3500 | ST; Standard Cab; 1 Piece Driveshaft | BA | 5 | 5-160X* | 5-1410-1X* 5-1410X** | 15-160X |

* GREASEABLE ** NON-GREASEABLE



Dodge (Cont'd)

| Year | Model | Description | Fig. | Location | Spicer Part # | SPL Part # | SVL Part # |
|-----------|------------|---|------|----------|---------------|-------------------------|------------|
| 2010 | Ram 3500 | Laramie; SLT; Extended Crew Cab; Auto Trans; 1 Piece Driveshaft | BA | 6 | 5-188X* | SPL55-1X* SPL55X** | 15-188X |
| | Ram 3500 | Laramie; SLT; Extended Crew Cab; Standard Trans; 1 Piece Driveshaft; w/ AAM 1485 Series | BA | 6 | 5-3206X | | |
| | Ram 3500 | Laramie; SLT; ST; Crew Cab; 1 Piece Driveshaft; w/ AAM 1415 Series | BA | 6 | 5-3207X** | | |
| | Ram 3500 | SLT; ST; Standard Cab; 1 Piece Driveshaft | BA | 6 | 5-160X* | 5-1410-1X* 5-1410X** | 15-160X |
| 2008-2010 | Ram 4500 | Exc. Base; 1 Piece Driveshaft | I | 1 | 5-3212X | | |
| | Ram 4500 | Exc. Base; 1 Piece Driveshaft | I | 2,3,4 | 5-3208X | | |
| | Ram 4500 | Exc. Base; 1 Piece Driveshaft | I | 5,6 | 5-3230X | | |
| | Ram 4500 | Exc. Base; 2 Piece Driveshaft | J | 2,3,4 | 5-3208X | | |
| | Ram 4500 | Exc. Base; 2 Piece Driveshaft | J | 5,6,7 | 5-3230X | | |
| 1987-1989 | Ram 50 | | L | 2,3 | 5-1503X | | |
| | Ram 50 | | L | 4,5 | 5-3217X | | |
| 1990-1993 | Ram 50 | | N | 2,3 | 5-1503X | | |
| | Ram 50 | | N | 4,5,6 | 5-3243X | | |
| 2008-2010 | Ram 5500 | Exc. Base; 1 Piece Driveshaft | I | 1 | 5-3212X | | |
| | Ram 5500 | Exc. Base; 1 Piece Driveshaft | I | 2,3,4 | 5-3208X | | |
| | Ram 5500 | Exc. Base; 1 Piece Driveshaft | I | 5,6 | 5-3230X | | |
| | Ram 5500 | Exc. Base; 2 Piece Driveshaft | J | 2,3,4 | 5-3208X | | |
| | Ram 5500 | Exc. Base; 2 Piece Driveshaft | J | 5,6,7 | 5-3230X | | |
| 1974-1977 | Ramcharger | w/ Inside Snap Rings | I | 2 | 5-3228X | 5-789X | |
| | Ramcharger | w/ Outside Snap Rings | I | 2,3,4 | 5-153X* | 5-1310-1X* 5-1310X** | 15-153X |
| | Ramcharger | w/ Inside Snap Rings | I | 3,4 | 5-3147X* | 5-795X** | 15-3147X |
| | Ramcharger | | I | 5,6 | 5-3228X | 5-789X | |
| | Ramcharger | w/ Inside Snap Rings | I | CV | 211009X | | |
| 1974-1993 | Ramcharger | | I | 1 | 5-3226X | 5-760X** | |
| 1978-1981 | Ramcharger | | I | 2 | 5-3228X | 5-789X | |
| | Ramcharger | | I | 3,4 | 5-3147X* | 5-795X** | 15-3147X |
| | Ramcharger | | I | 5 | 5-3228X | 5-789X | |
| | Ramcharger | | I | 6 | 5-1309X | 5-811X | |
| | Ramcharger | | I | CV | 211009X | | |
| 1978-1993 | Ramcharger | 1.078" Cup Dia. | I | 2,5,6 | 5-3228X | 5-789X | |
| | Ramcharger | 1.126" Cup Dia. | I | 2,5,6 | 5-1309X | 5-811X | |
| | Ramcharger | | I | 3,4 | 5-3228X | 5-789X | |

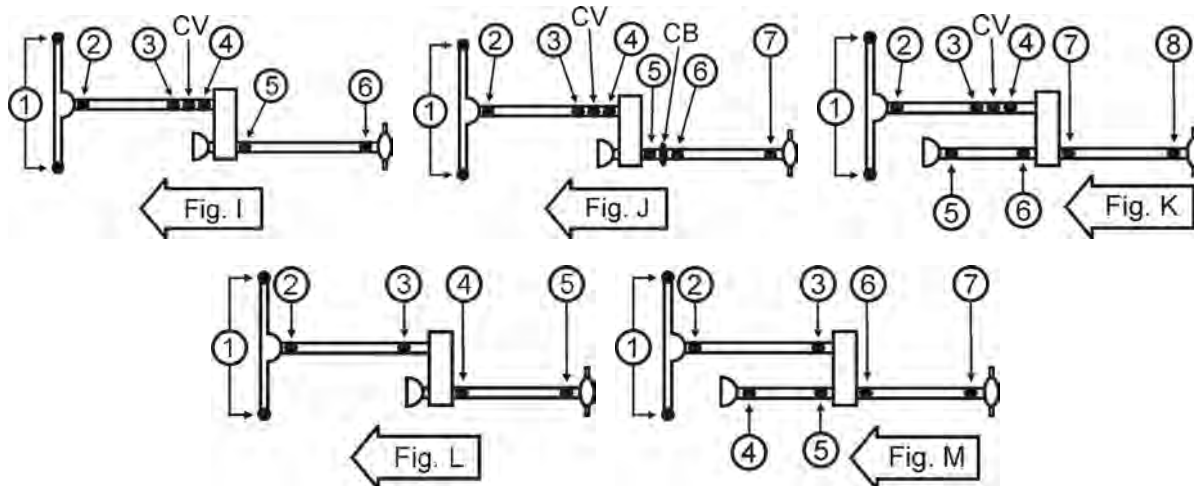
* GREASEABLE ** NON-GREASEABLE

4
W
D

Dodge (Cont'd)

| Year | Model | Description | Fig. | Location | Spicer Part # | SPL Part # | SVL Part # |
|-----------|--------------------|---|------|-------------|---------------|-------------------------|------------|
| 1975-1977 | W100 | | K | 1 | 5-3226X | 5-760X** | |
| | W100 | w/ Inside Snap Rings | K | 2 | 5-3228X | 5-789X | |
| | W100 | w/ Outside Snap Rings | K | 2,3,4 | 5-153X* | 5-1310-1X* 5-1310X** | 15-153X |
| | W100 | w/ Inside Snap Rings | K | 3,4 | 5-3147X* | 5-795X** | 15-3147X |
| | W100 | | K | 5,6,7 | 5-3228X | 5-789X | |
| | W100 | | K | 8 | 5-1309X | 5-811X | |
| | W100 | w/ Inside Snap Rings | K | CV | 211009X | | |
| 1984-1989 | W100 | 1 Piece Driveshaft | I | 1 | 5-3226X | 5-760X** | |
| | W100 | 1 Piece Driveshaft | I | 2 | 5-3228X | 5-789X | |
| | W100 | 1 Piece Driveshaft | I | 3,4 | 5-3147X* | 5-795X** | 15-3147X |
| | W100 | 1 Piece Driveshaft | I | 5,6 | 5-3228X | 5-789X | |
| | W100 | 2 Piece Driveshaft | J | 1 | 5-3226X | 5-760X** | |
| | W100 | 2 Piece Driveshaft | J | 2 | 5-3228X | 5-789X | |
| | W100 | 2 Piece Driveshaft | J | 3,4 | 5-3147X* | 5-795X** | 15-3147X |
| 1986-1988 | W100 | 1 Piece Driveshaft | I | CV | 211009X | | |
| | W100 | 2 Piece Driveshaft | J | CV | 211009X | | |
| 1989 | W100 | 1 Piece Driveshaft; w/ 7290 Series; 1.126" Cup Dia. | I | CV | 211009X | | |
| | W100 | 2 Piece Driveshaft; w/ 7290 Series; 1.126" Cup Dia. | J | CV | 211009X | | |
| 1958-1959 | W100 Pickup | | M | 2,3,4,5,6,7 | 5-153X* | 5-1310-1X* 5-1310X** | 15-153X |
| 1968-1970 | W100 Pickup | w/ Inside Snap Rings | L | 1 | 5-260X** | | 15-260X |
| | W100 Pickup | w/ Outside Snap Rings | L | 1 | 5-178X* | 5-1350-1X* 5-1350X** | 15-178X |
| 1968-1974 | W100 Pickup | | L | 2,3,4,5 | 5-3228X | 5-789X | |
| 1971 | W100 Pickup | | L | 1 | 5-260X** | | 15-260X |
| 1972 | W100 Pickup | 1.062" Cup Dia. | L | 1 | 5-260X** | | 15-260X |
| | W100 Pickup | 1.188" Cup Dia. | L | 1 | 5-3226X | 5-760X** | |
| 1973-1974 | W100 Pickup | | L | 1 | 5-3226X | 5-760X** | |
| 1960 | W100 Series | | M | 2,3,4,5,6,7 | 5-153X* | 5-1310-1X* 5-1310X** | 15-153X |
| 1961-1967 | W100 Series | w/ Inside Snap Rings | L | 1 | 5-260X** | | 15-260X |
| | W100 Series | w/ Outside Snap Rings | L | 1 | 5-178X* | 5-1350-1X* 5-1350X** | 15-178X |
| | W100 Series | | L | 2,3,4,5 | 5-3228X | 5-789X | |
| 1977 | W150 | | K | 1 | 5-3226X | 5-760X** | |
| | W150 | w/ Inside Snap Rings | K | 2 | 5-3228X | 5-789X | |
| | W150 | w/ Outside Snap Rings | K | 2,3,4 | 5-153X* | 5-1310-1X* 5-1310X** | 15-153X |
| | W150 | w/ Inside Snap Rings | K | 3,4 | 5-3147X* | 5-795X** | 15-3147X |
| | W150 | | K | 5,6,7 | 5-3228X | 5-789X | |
| | W150 | | K | 8 | 5-1309X | 5-811X | |
| | W150 | w/ Inside Snap Rings | K | CV | 211009X | | |
| 1978-1981 | W150 | 1 Piece Driveshaft | I | 5 | 5-3228X | 5-789X | |
| | W150 | 1 Piece Driveshaft; 1.078" Cup Dia. | I | 6 | 5-3228X | 5-789X | |
| | W150 | 1 Piece Driveshaft; 1.126" Cup Dia. | I | 6 | 5-1309X | 5-811X | |
| | W150 | 2 Piece Driveshaft | J | 5 | 5-3228X | 5-789X | |
| | W150 | 2 Piece Driveshaft; 1.078" Cup Dia. | J | 6,7 | 5-3228X | 5-789X | |
| | W150 | 2 Piece Driveshaft; 1.126" Cup Dia. | J | 6,7 | 5-1309X | 5-811X | |
| | W150 | | J | CV | 211009X | | |
| 1978-1988 | W150 | 1 Piece Driveshaft | I | 2 | 5-3228X | 5-789X | |
| | W150 | 1 Piece Driveshaft | I | CV | 211009X | | |
| | W150 | 2 Piece Driveshaft | J | 2 | 5-3228X | 5-789X | |
| 1978-1993 | W150 | 2 Piece Driveshaft | J | CV | 211009X | | |
| | W150 | 1 Piece Driveshaft | I | 1 | 5-3226X | 5-760X** | |
| | W150 | 1 Piece Driveshaft | I | 3,4 | 5-3147X* | 5-795X** | 15-3147X |
| | W150 | 2 Piece Driveshaft | J | 1 | 5-3226X | 5-760X** | |
| W150 | 2 Piece Driveshaft | J | 3,4 | 5-3147X* | 5-795X** | 15-3147X | |

* GREASEABLE ** NON-GREASEABLE



Dodge (Cont'd)

| Year | Model | Description | Fig. | Location | Spicer Part # | SPL Part # | SVL Part # | |
|-----------|-----------|---|----------------------|----------|---------------|-------------------------|-------------------------|---------|
| 1982-1988 | W150 | 1 Piece Driveshaft | I | 5,6 | 5-3228X | 5-789X | | |
| | W150 | 2 Piece Driveshaft | J | 5,6,7 | 5-3228X | 5-789X | | |
| 1989-1993 | W150 | 1 Piece Driveshaft; 1.078" Cup Dia. | I | 2,5,6 | 5-3228X | 5-789X | | |
| | W150 | 1 Piece Driveshaft; 1.126" Cup Dia. | I | 2,5,6 | 5-1309X | 5-811X | | |
| | W150 | 1 Piece Driveshaft; 1.118" Cup Dia. | I | 5,6 | 5-160X* | 5-1410-1X* 5-1410X** | 15-160X | |
| | W150 | 1 Piece Driveshaft; w/ 7290 Series; 1.126" Cup Dia. | I | CV | 211009X | | | |
| | W150 | 2 Piece Driveshaft; 1.078" Cup Dia. | J | 2,5,6,7 | 5-3228X | 5-789X | | |
| | W150 | 2 Piece Driveshaft; 1.126" Cup Dia. | J | 2,5,6,7 | 5-1309X | 5-811X | | |
| | W150 | 2 Piece Driveshaft; 1.118" Cup Dia. | J | 5,6,7 | 5-160X* | 5-1410-1X* 5-1410X** | 15-160X | |
| | W150 | 2 Piece Driveshaft; w/ 7290 Series; 1.126" Cup Dia. | J | CV | 211009X | | | |
| 1975-1977 | W200 | 1 Piece Driveshaft; w/ Inside Snap Rings | I | 2 | 5-3228X | 5-789X | | |
| | W200 | 1 Piece Driveshaft; w/ Outside Snap Rings | I | 2,3,4 | 5-153X* | 5-1310-1X* 5-1310X** | 15-153X | |
| | W200 | 1 Piece Driveshaft; w/ Inside Snap Rings | I | 3,4 | 5-3147X* | 5-795X** | 15-3147X | |
| | W200 | 1 Piece Driveshaft; w/ Inside Snap Rings | I | CV | 211009X | | | |
| 1975-1980 | W200 | 1 Piece Driveshaft; 1.062" Cup Dia. | I | 1 | 5-3226X | 5-760X** | | |
| | W200 | 1 Piece Driveshaft; 1.375" Cup Dia. | I | 1 | | SPL55-3X** SPL55-4X* | | |
| | W200 | 1 Piece Driveshaft | I | 5 | 5-3228X | 5-789X | | |
| | W200 | 1 Piece Driveshaft; 1.078" Cup Dia. | I | 6 | 5-3228X | 5-789X | | |
| | W200 | 2 Piece Driveshaft; 1.062" Cup Dia. | J | 1 | 5-3226X | 5-760X** | | |
| | W200 | 2 Piece Driveshaft; 1.375" Cup Dia. | J | 1 | | SPL55-3X** SPL55-4X* | | |
| | W200 | 2 Piece Driveshaft | J | 1 | | | | |
| 1978-1980 | W200 | 1 Piece Driveshaft | I | 2 | 5-3228X | 5-789X | | |
| | W200 | 1 Piece Driveshaft | I | 3,4 | 5-3147X* | 5-795X** | 15-3147X | |
| | W200 | 1 Piece Driveshaft; 1.126" Cup Dia. | I | 6 | 5-1309X | 5-811X | | |
| | W200 | 1 Piece Driveshaft | I | CV | 211009X | | | |
| | W200 | 2 Piece Driveshaft | J | 2 | 5-3228X | 5-789X | | |
| | W200 | 2 Piece Driveshaft | J | 3,4 | 5-3147X* | 5-795X** | 15-3147X | |
| | W200 | 2 Piece Driveshaft | J | 5 | 5-3228X | 5-789X | | |
| | W200 | 2 Piece Driveshaft; 1.078" Cup Dia. | J | 6,7 | 5-3228X | 5-789X | | |
| | W200 | 2 Piece Driveshaft; 1.126" Cup Dia. | J | 6,7 | 5-1309X | 5-811X | | |
| | W200 | 2 Piece Driveshaft | J | CV | 211009X | | | |
| | 1958-1959 | W200 Pickup | | M | 1,2,3,4,5,6,7 | 5-153X* | 5-1310-1X* 5-1310X** | 15-153X |
| | | W200 Pickup | w/ Inside Snap Rings | M | 1 | 5-260X** | | 15-260X |

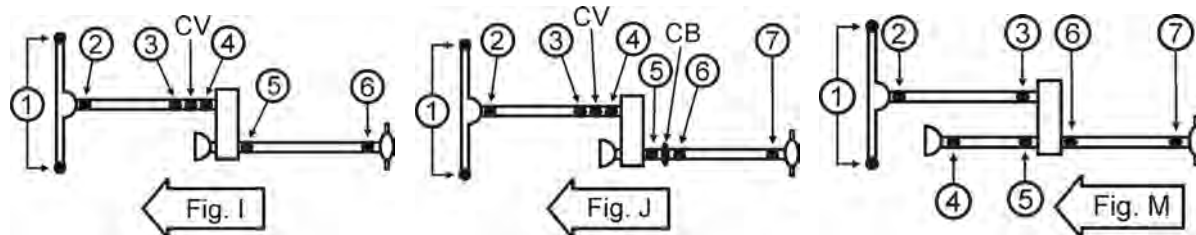
* GREASEABLE ** NON-GREASEABLE

4
W
D

Dodge (Cont'd)

| Year | Model | Description | Fig. | Location | Spicer Part # | SPL Part # | SVL Part # |
|-----------|-------------|--|------|---------------|---------------|-------------------------|------------|
| 1968-1971 | W200 Pickup | w/ Outside Snap Rings | M | 1 | 5-178X* | 5-1350-1X* 5-1350X** | 15-178X |
| 1968-1974 | W200 Pickup | | M | 2,3,4,5,6,7 | 5-3228X | 5-789X | |
| 1972 | W200 Pickup | 1.062" Cup Dia. | M | 1 | 5-260X** | | 15-260X |
| | W200 Pickup | 1.188" Cup Dia. | M | 1 | 5-3226X | 5-760X** | |
| 1973-1974 | W200 Pickup | | M | 1 | 5-3226X | 5-760X** | |
| 1960 | W200 Series | | M | 1,2,3,4,5,6,7 | 5-153X* | 5-1310-1X* 5-1310X** | 15-153X |
| 1961-1967 | W200 Series | w/ Inside Snap Rings | M | 1 | 5-260X** | | 15-260X |
| | W200 Series | w/ Outside Snap Rings | M | 1 | 5-178X* | 5-1350-1X* 5-1350X** | 15-178X |
| | W200 Series | | M | 2,3,4,5,6,7 | 5-3228X | 5-789X | |
| 1981 | W250 | 1 Piece Driveshaft; 1.062" Cup Dia. | I | 1 | 5-3226X | 5-760X** | |
| | W250 | 1 Piece Driveshaft; 1.375" Cup Dia. | I | 1 | | SPL55-3X** SPL55-4X* | |
| | W250 | 1 Piece Driveshaft | I | 5 | 5-3228X | 5-789X | |
| | W250 | 1 Piece Driveshaft; 1.078" Cup Dia. | I | 6 | 5-3228X | 5-789X | |
| | W250 | 1 Piece Driveshaft; 1.126" Cup Dia. | I | 6 | 5-1309X | 5-811X | |
| | W250 | 1 Piece Driveshaft | I | CV | 211009X | | |
| | W250 | 2 Piece Driveshaft; 1.062" Cup Dia. | J | 1 | 5-3226X | 5-760X** | |
| | W250 | 2 Piece Driveshaft; 1.375" Cup Dia. | J | 1 | | SPL55-3X** SPL55-4X* | |
| | W250 | 2 Piece Driveshaft | J | 2 | 5-3228X | 5-789X | |
| | W250 | 2 Piece Driveshaft | J | 3,4 | 5-3147X* | 5-795X** | 15-3147X |
| | W250 | 2 Piece Driveshaft | J | 5 | 5-3228X | 5-789X | |
| | W250 | 2 Piece Driveshaft; 1.078" Cup Dia. | J | 6,7 | 5-3228X | 5-789X | |
| | W250 | 2 Piece Driveshaft; 1.126" Cup Dia. | J | 6,7 | 5-1309X | 5-811X | |
| | W250 | 2 Piece Driveshaft | J | CV | 211009X | | |
| 1982-1985 | W250 | | I | 1 | 5-3226X | 5-760X** | |
| | W250 | | I | 2 | 5-3228X | 5-789X | |
| | W250 | | I | 3,4 | 5-3147X* | 5-795X** | 15-3147X |
| | W250 | | I | 5,6 | 5-3228X | 5-789X | |
| 1982-1988 | W250 | | I | CV | 211009X | | |
| 1986-1988 | W250 | 1 Piece Driveshaft | I | 2 | 5-3228X | 5-789X | |
| | W250 | 1 Piece Driveshaft | I | 3,4 | 5-3147X* | 5-795X** | 15-3147X |
| | W250 | 1 Piece Driveshaft | I | 5,6 | 5-3228X | 5-789X | |
| 1986-1993 | W250 | 1 Piece Driveshaft; Dana Model 44 Axle | I | 1 | 5-3226X | 5-760X** | |
| | W250 | 1 Piece Driveshaft; Dana Model 60 Axle | I | 1 | | SPL55-3X** SPL55-4X* | |
| | W250 | 2 Piece Driveshaft; Dana Model 44 Axle | J | 1 | 5-3226X | 5-760X** | |
| | W250 | 2 Piece Driveshaft; Dana Model 60 Axle | J | 1 | | SPL55-3X** SPL55-4X* | |
| 1989-1993 | W250 | 1 Piece Driveshaft; 1.078" Cup Dia.; w/ 7260 Series | I | 2 | 5-3228X | 5-789X | |
| | W250 | 1 Piece Driveshaft; 1.126" Cup Dia.; w/7290 Series | I | 2 | 5-1309X | 5-811X | |
| | W250 | 1 Piece Driveshaft; 1.126" Cup Dia.; w/7290 Series | I | 3,4 | 5-3147X* | 5-795X** | 15-3147X |
| | W250 | Diesel; 1 Piece Driveshaft; 1.188" Cup Dia. | I | 5,6 | 5-160X* | 5-1410-1X* 5-1410X** | 15-160X |
| | W250 | Gas; 1 Piece Driveshaft; 1.078" Cup Dia.; w/ 7260 Series | I | 5,6 | 5-3228X | 5-789X | |
| | W250 | Gas; 1 Piece Driveshaft; 1.126" Cup Dia.; w/7290 Series | I | 5,6 | 5-1309X | 5-811X | |
| | W250 | 1 Piece Driveshaft; w/ 7290 Series; 1.126" Cup Dia. | I | CV | 211009X | | |
| | W250 | 2 Piece Driveshaft; 1.078" Cup Dia.; w/ 7260 Series | J | 2 | 5-3228X | 5-789X | |
| | W250 | 2 Piece Driveshaft; 1.126" Cup Dia.; w/7290 Series | J | 2 | 5-1309X | 5-811X | |
| | W250 | 2 Piece Driveshaft; 1.126" Cup Dia.; w/7290 Series | J | 3,4 | 5-3147X* | 5-795X** | 15-3147X |

* GREASEABLE ** NON-GREASEABLE



Dodge (Cont'd)

| Year | Model | Description | Fig. | Location | Spicer Part # | SPL Part # | SVL Part # |
|-----------|-------------|--|--|-----------|---------------|-------------------------|-------------------------|
| 1989-1993 | W250 | Diesel; 2 Piece Driveshaft; 1.188" Cup Dia. | J | 5,6,7 | 5-160X* | 5-1410-1X* 5-1410X** | 15-160X |
| | W250 | Gas; 2 Piece Driveshaft; 1.078" Cup Dia.; w/ 7260 Series | J | 5,6,7 | 5-3228X | 5-789X | |
| | W250 | Gas; 2 Piece Driveshaft; 1.126" Cup Dia.; w/7290 Series | J | 5,6,7 | 5-1309X | 5-811X | |
| | W250 | 2 Piece Driveshaft; w/ 7290 Series; 1.126" Cup Dia. | J | CV | 211009X | | |
| 1975-1977 | W300 | 1 Piece Driveshaft | I | 2 | 5-153X* | 5-1310-1X* 5-1310X** | 15-153X |
| | W300 | 1 Piece Driveshaft; w/ Inside Snap Rings | I | 3,4 | 5-3147X* | 5-795X** | 15-3147X |
| | W300 | 1 Piece Driveshaft; w/ Outside Snap Rings | I | 3,4 | 5-153X* | 5-1310-1X* 5-1310X** | 15-153X |
| | W300 | 1 Piece Driveshaft; w/ 72600 Series Driveshaft | I | 5,6 | 5-3228X | 5-789X | |
| | W300 | 1 Piece Driveshaft; w/ 7290 Series Driveshaft | I | 5,6 | 5-1309X | 5-811X | |
| | W300 | 1 Piece Driveshaft; w/ Inside Snap Rings | I | CV | 211009X | | |
| | W300 | 2 Piece Driveshaft | J | 2 | 5-153X* | 5-1310-1X* 5-1310X** | 15-153X |
| | W300 | 2 Piece Driveshaft; w/ Inside Snap Rings | J | 3,4 | 5-3147X* | 5-795X** | 15-3147X |
| | W300 | 2 Piece Driveshaft; w/ Outside Snap Rings | J | 3,4 | 5-153X* | 5-1310-1X* 5-1310X** | 15-153X |
| | W300 | 2 Piece Driveshaft; w/ 72600 Series Driveshaft | J | 5,6 | 5-3228X | 5-789X | |
| | W300 | 2 Piece Driveshaft; w/ 7290 Series Driveshaft | J | 5,6 | 5-1309X | 5-811X | |
| | W300 | 2 Piece Driveshaft | J | 7 | 5-1309X | 5-811X | |
| | W300 | 2 Piece Driveshaft; w/ Inside Snap Rings | J | CV | 211009X | | |
| | 1975-1980 | W300 | 1 Piece Driveshaft; Dana Model 60 Axle | I | 1 | | SPL55-3X** SPL55-4X* |
| W300 | | 2 Piece Driveshaft; Dana Model 60 Axle | J | 1 | | SPL55-3X** SPL55-4X* | |
| 1978-1980 | W300 | 1 Piece Driveshaft | I | 2 | 5-3228X | 5-789X | |
| | W300 | 1 Piece Driveshaft | I | 3,4 | 5-3147X* | 5-795X** | 15-3147X |
| | W300 | 1 Piece Driveshaft | I | 5 | 5-3228X | 5-789X | |
| | W300 | 1 Piece Driveshaft; 1.078" Cup Dia. | I | 6 | 5-3228X | 5-789X | |
| | W300 | 1 Piece Driveshaft; 1.126" Cup Dia. | I | 6 | 5-1309X | 5-811X | |
| | W300 | 1 Piece Driveshaft | I | CV | 211009X | | |
| | W300 | 2 Piece Driveshaft | J | 2 | 5-3228X | 5-789X | |
| | W300 | 2 Piece Driveshaft | J | 3,4 | 5-3147X* | 5-795X** | 15-3147X |
| | W300 | 2 Piece Driveshaft | J | 5 | 5-3228X | 5-789X | |
| | W300 | 2 Piece Driveshaft; 1.078" Cup Dia. | J | 6 | 5-1309X | 5-811X | |
| | W300 | 2 Piece Driveshaft; 1.126" Cup Dia. | J | 6 | 5-3228X | 5-789X | |
| | W300 | 2 Piece Driveshaft; 1.078" Cup Dia. | J | 7 | 5-3228X | 5-789X | |
| | W300 | 2 Piece Driveshaft; 1.126" Cup Dia. | J | 7 | 5-1309X | 5-811X | |
| | W300 | 2 Piece Driveshaft; 1.231" Cup Dia. | J | 7 | 5-1301X | | |
| | W300 | 2 Piece Driveshaft | J | CV | 211009X | | |
| | 1957 | W300 Pickup | | M | 2,3,6,7 | 5-3251X | |
| 1958-1959 | W300 Pickup | | M | 2,3,4,5,6 | 5-3250X | | |
| 1968-1972 | W300 Pickup | w/ 2.000" O.D. Yoke | M | 2,3 | 5-3251X | | |

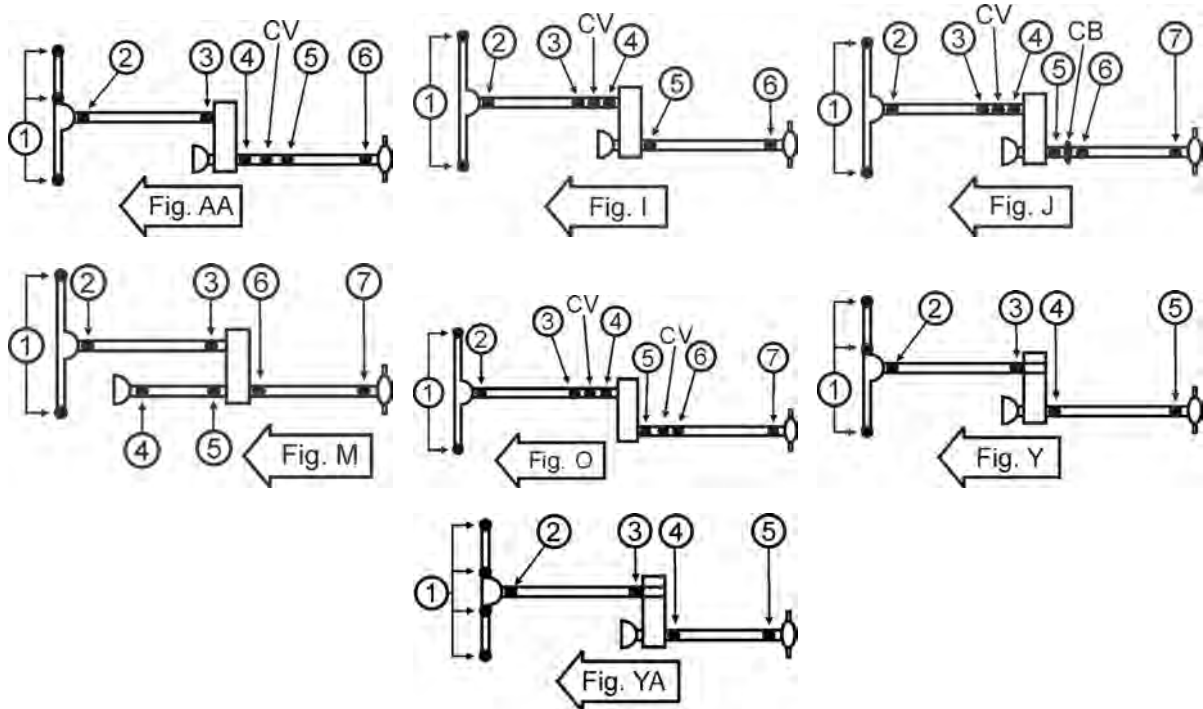
* GREASEABLE ** NON-GREASEABLE

4
W
D

Dodge (Cont'd)

| Year | Model | Description | Fig. | Location | Spicer Part # | SPL Part # | SVL Part # |
|-----------|---|--|-------|-------------|---------------|-------------------------|------------|
| 1968-1972 | W300 Pickup | w/ 3.000" O.D. Yoke | M | 2,3,4 | 5-1301X | | |
| | W300 Pickup | w/ 2.000" O.D. Yoke | M | 4,5,6,7 | 5-1301X | | |
| | W300 Pickup | w/ 3.000" O.D. Yoke | M | 5,6,7 | 5-3251X | | |
| 1973-1974 | W300 Pickup | Dana Model 44 Axle | M | 1 | 5-3226X | 5-760X** | |
| | W300 Pickup | Dana Model 60 Axle | M | 1 | | SPL55-3X** SPL55-4X* | |
| | W300 Pickup | | M | 2,3,4,5,6,7 | 5-1301X | | |
| 1960-1967 | W300 Series | w/ 2.000" O.D. Yoke | M | 2,3 | 5-3251X | | |
| | W300 Series | w/ 3.000" O.D. Yoke | M | 2,3,4 | 5-1301X | | |
| | W300 Series | w/ 2.000" O.D. Yoke | M | 4,5,6,7 | 5-1301X | | |
| | W300 Series | w/ 3.000" O.D. Yoke | M | 5,6,7 | 5-3251X | | |
| 1981 | W350 | 1 Piece Driveshaft; 1.126" Cup Dia. | I | 6 | 5-1309X | 5-811X | |
| | W350 | 2 Piece Driveshaft | J | 5 | 5-3228X | 5-789X | |
| | W350 | 2 Piece Driveshaft; 1.078" Cup Dia. | J | 6 | 5-1309X | 5-811X | |
| | W350 | 2 Piece Driveshaft; 1.126" Cup Dia. | J | 6 | 5-3228X | 5-789X | |
| | W350 | 2 Piece Driveshaft; 1.078" Cup Dia. | J | 7 | 5-3228X | 5-789X | |
| | W350 | 2 Piece Driveshaft; 1.126" Cup Dia. | J | 7 | 5-1309X | 5-811X | |
| | W350 | 2 Piece Driveshaft; 1.231" Cup Dia. | J | 7 | 5-1301X | | |
| 1981-1988 | W350 | 1 Piece Driveshaft | I | 2 | 5-3228X | 5-789X | |
| | W350 | 1 Piece Driveshaft | I | 3,4 | 5-3147X* | 5-795X** | 15-3147X |
| | W350 | 1 Piece Driveshaft | I | 5 | 5-3228X | 5-789X | |
| | W350 | 1 Piece Driveshaft; 1.078" Cup Dia. | I | 6 | 5-3228X | 5-789X | |
| | W350 | 2 Piece Driveshaft | J | 2 | 5-3228X | 5-789X | |
| | W350 | 2 Piece Driveshaft | J | 3,4 | 5-3147X* | 5-795X** | 15-3147X |
| 1981-1993 | W350 | 1 Piece Driveshaft; Dana Model 60 Axle | I | 1 | | SPL55-3X** SPL55-4X* | |
| | W350 | 1 Piece Driveshaft | I | CV | 211009X | | |
| | W350 | 2 Piece Driveshaft; Dana Model 60 Axle | J | 1 | | SPL55-3X** SPL55-4X* | |
| | W350 | 2 Piece Driveshaft | J | CV | 211009X | | |
| 1982-1986 | W350 | 2 Piece Driveshaft | J | 5,6,7 | 5-3228X | 5-789X | |
| 1982-1988 | W350 | 1 Piece Driveshaft; 1.231" Cup Dia. | I | 6 | 5-1301X | | |
| 1989-1993 | W350 | 1 Piece Driveshaft; 1.078" Cup Dia.; w/ 7260 Series | I | 2 | 5-3228X | 5-789X | |
| | W350 | 1 Piece Driveshaft; 1.126" Cup Dia.; w/7290 Series | I | 2 | 5-1309X | 5-811X | |
| | W350 | 1 Piece Driveshaft; 1.126" Cup Dia.; w/7290 Series | I | 3,4 | 5-3147X* | 5-795X** | 15-3147X |
| | W350 | Diesel; 1 Piece Driveshaft; 1.188" Cup Dia. | I | 5,6 | 5-160X* | 5-1410-1X* 5-1410X** | 15-160X |
| | W350 | Gas; 1 Piece Driveshaft; 1.078" Cup Dia.; w/ 7260 Series | I | 5,6 | 5-3228X | 5-789X | |
| | W350 | Gas; 1 Piece Driveshaft; 1.126" Cup Dia.; w/7290 Series | I | 5,6 | 5-1309X | 5-811X | |
| | W350 | 2 Piece Driveshaft; 1.078" Cup Dia.; w/ 7260 Series | J | 2 | 5-3228X | 5-789X | |
| | W350 | 2 Piece Driveshaft; 1.126" Cup Dia.; w/7290 Series | J | 2 | 5-1309X | 5-811X | |
| | W350 | 2 Piece Driveshaft; 1.126" Cup Dia.; w/7290 Series | J | 3,4 | 5-3147X* | 5-795X** | 15-3147X |
| | W350 | Diesel; 2 Piece Driveshaft; 1.188" Cup Dia. | J | 5,6,7 | 5-160X* | 5-1410-1X* 5-1410X** | 15-160X |
| | W350 | Gas; 2 Piece Driveshaft; 1.078" Cup Dia.; w/ 7260 Series | J | 5,6,7 | 5-3228X | 5-789X | |
| W350 | Gas; 2 Piece Driveshaft; 1.126" Cup Dia.; w/7290 Series | J | 5,6,7 | 5-1309X | 5-811X | | |
| 1960-1962 | Wm300 Power Wagon | | M | 2,3 | 5-3251X | | |
| | Wm300 Power Wagon | | M | 4,5 | 5-1301X | | |
| | Wm300 Power Wagon | | M | 6,7 | 5-3251X | | |
| 1963-1966 | Wm300 Power Wagon | | M | 2,3,4,5,6,7 | 5-3251X | | |

* GREASEABLE ** NON-GREASEABLE



Ford

| Year | Model | Description | Fig. | Location | Spicer Part # | SPL Part # | SVL Part # |
|-----------|----------|--------------------------|------|-------------|---------------|-------------------------|------------|
| 1990-1997 | Aerostar | | YA | 1,2,3 | 5-443X | | |
| | Aerostar | | YA | 4,5 | 5-153X* | 5-1310-1X* 5-1310X** | 15-153X |
| 1966-1969 | Bronco | | 0 | 2,3,4,5,6,7 | 5-3247X | | |
| 1970 | Bronco | From Serial # G70,001 | 0 | 1 | 5-260X** | | 15-260X |
| | Bronco | To Serial # G70,001 | 0 | 1 | 5-260X** | | 15-260X |
| | Bronco | From Serial # G70,001 | 0 | 2,3,4,5,6,7 | 5-153X* | 5-1310-1X* 5-1310X** | 15-153X |
| 1971-1977 | Bronco | To Serial # G70,001 | 0 | 2,3,4,5,6,7 | 5-3247X | | |
| | Bronco | | 0 | 1 | 5-260X** | | 15-260X |
| 1978 | Bronco | w/ 3.469" O.D. Yoke | J | 2,7 | 5-153X* | 5-1310-1X* 5-1310X** | 15-153X |
| | Bronco | w/ 3.870" O.D. Yoke | J | 2,7 | 5-213X* | 5-1330-1X* 5-1330X** | 15-213X |
| 1978-1979 | Bronco | | J | 1 | 5-3226X | 5-760X** | |
| | Bronco | | J | 3,4,5,6 | 5-213X* | 5-1330-1X* 5-1330X** | 15-213X |
| 1979 | Bronco | 1.062" & 1.125" Cup Dia. | J | 2 | 5-1204X* | 5-7438X | 15-1204X |
| | Bronco | 1.062" Cup Dia. | J | 2 | 5-213X* | 5-1330-1X* 5-1330X** | 15-213X |
| | Bronco | | J | 7 | 5-1204X* | 5-7438X | 15-1204X |
| 1980-1981 | Bronco | From Serial # GJ0,001 | AA | 2 | 5-1204X* | 5-7438X | 15-1204X |
| | Bronco | To Serial # GJ0,001 | AA | 2 | 5-1203X* | | |
| | Bronco | | AA | 3 | 5-1204X* | 5-7438X | 15-1204X |
| | Bronco | | AA | 4,5 | 5-1203X* | | |
| 1982-1986 | Bronco | 2 Piece Driveshaft | AA | 1 | 5-3226X | 5-760X** | |
| | Bronco | 2 Piece Driveshaft | AA | 2,3 | 5-1204X* | 5-7438X | 15-1204X |
| | Bronco | 2 Piece Driveshaft | AA | 4,5 | 5-1203X* | | |
| | Bronco | 2 Piece Driveshaft | AA | 6 | 5-1204X* | 5-7438X | 15-1204X |
| | Bronco | 1 Piece Driveshaft | Y | 1 | 5-3226X | 5-760X** | |

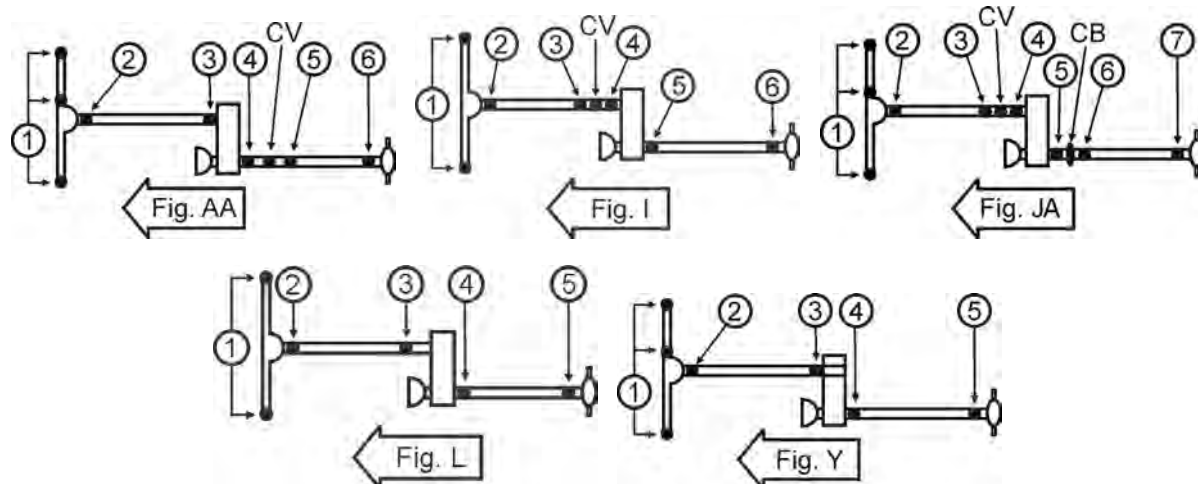
* GREASEABLE ** NON-GREASEABLE

4
W
D

Ford (Cont'd)

| Year | Model | Description | Fig. | Location | Spicer Part # | SPL Part # | SVL Part # | |
|-----------|-----------|---|--------------------------|----------|---------------|-------------------------|-------------------------|---------|
| 1982-1986 | Bronco | 1 Piece Driveshaft | Y | 2,3 | 5-1204X* | 5-7438X | 15-1204X | |
| | Bronco | 1 Piece Driveshaft | Y | 4 | 5-1203X* | | | |
| | Bronco | 1 Piece Driveshaft | Y | 5 | 5-1204X* | 5-7438X | 15-1204X | |
| 1987 | Bronco | | AA | 2 | 5-1204X* | 5-7438X | 15-1204X | |
| | Bronco | | AA | 3 | 5-213X* | 5-1330-1X* 5-1330X** | 15-213X | |
| | Bronco | Front CV; w/ Clevel& Steel & Outside Snap Rings | AA | 4 | 5-1203X* | | | |
| | Bronco | Front CV; w/ Koyo Sieko & Inside Snap Rings | AA | 4 | 5-212X* | 5-793X** | | |
| | Bronco | Rear CV; w/ Clevel& Steel & Outside Snap Rings | AA | 5 | 5-1203X* | | | |
| | Bronco | Rear CV; w/ Koyo Sieko & Inside Snap Rings | AA | 5 | 5-3147X* | 5-795X** | 15-3147X | |
| | Bronco | | AA | 6 | 5-1204X* | 5-7438X | 15-1204X | |
| | Bronco | | AA | 1 | 5-3226X | 5-760X** | | |
| 1987-1996 | Bronco | | AA | 2,3,6 | 5-1204X* | 5-7438X | 15-1204X | |
| 1988 | Bronco | 3 Speed; 4 Speed | AA | 4,5 | 5-1203X* | | | |
| | Bronco | 5 Speed | AA | 4,5 | 5-1204X* | 5-7438X | 15-1204X | |
| | Bronco | 3 Speed; 4 Speed | AA | 2,3 | 5-1204X* | 5-7438X | 15-1204X | |
| 1989 | Bronco | From 2/89 | AA | 4,5,6 | 5-213X* | 5-1330-1X* 5-1330X** | 15-213X | |
| | Bronco | 5 Speed | JA | 2 | 5-1204X* | 5-7438X | 15-1204X | |
| | Bronco | 5 Speed; Front CV | JA | 3 | 5-3147X* | 5-795X** | 15-3147X | |
| | Bronco | 5 Speed; Rear CV | JA | 4 | 5-212X* | 5-793X** | | |
| | Bronco | 3 Speed; 4 Speed; To 1/89 | JA | 5 | 5-213X* | 5-1330-1X* 5-1330X** | 15-213X | |
| | Bronco | 5 Speed; To 1/89 | JA | 5,6 | 5-1204X* | 5-7438X | 15-1204X | |
| | Bronco | To 1/89 | JA | 7 | 5-1204X* | 5-7438X | 15-1204X | |
| | Bronco | | AA | 2,3 | 5-1204X* | 5-7438X | 15-1204X | |
| | 1990-1996 | Bronco | 4.9L; 5.8L | AA | 4,5,6 | 5-213X* | 5-1330-1X* 5-1330X** | 15-213X |
| | 1991 | Bronco | 5.0L; Automatic; 4 Speed | AA | 4,5,6 | 5-153X* | 5-1310-1X* 5-1310X** | 15-153X |
| Bronco | | 5.0L; Standard; 4 Speed | AA | 4,5,6 | 5-213X* | 5-1330-1X* 5-1330X** | 15-213X | |
| Bronco | | | AA | 4,5,6 | 5-213X* | 5-1330-1X* 5-1330X** | 15-213X | |
| 1992-1996 | Bronco | | AA | 4,5,6 | 5-213X* | 5-1330-1X* 5-1330X** | 15-213X | |
| 1984 | Bronco II | | AA | 1 | 5-3215X | | | |
| | Bronco II | | AA | 2,3 | 5-153X* | 5-1310-1X* 5-1310X** | 15-153X | |
| | Bronco II | | AA | 4,5,6 | 5-443X | | | |
| | Bronco II | | AA | CV | 211342X | | | |
| 1985 | Bronco II | To 1/85 | AA | 1 | 5-3215X | | | |
| | Bronco II | To 1/85 | AA | 2,3 | 5-153X* | 5-1310-1X* 5-1310X** | 15-153X | |
| | Bronco II | To 1/85 | AA | 4,5,6 | 5-443X | | | |
| | Bronco II | From 1/85 | JA | 2,3,4 | 5-153X* | 5-1310-1X* 5-1310X** | 15-153X | |
| 1986 | Bronco II | w/o CV at Transfer Case | AA | 2,3 | 5-153X* | 5-1310-1X* 5-1310X** | 15-153X | |
| | Bronco II | w/ CV at Transfer Case | JA | 1 | 5-3215X | | | |
| | Bronco II | w/ CV at Transfer Case | JA | 2,3,4 | 5-153X* | 5-1310-1X* 5-1310X** | 15-153X | |
| 1987-1989 | Bronco II | | Y | 1 | 5-3215X | | | |
| 1987-1990 | Bronco II | | Y | 2,3 | 5-153X* | 5-1310-1X* 5-1310X** | 15-153X | |
| 1990 | Bronco II | Dana Model 28 Axle | Y | 1 | 5-3215X | | | |
| | Bronco II | Dana Model 35 Axle | Y | 1 | 5-3226X | 5-760X** | | |
| 2000 | Excursion | V8 5.4L; 1 Piece Driveshaft | I | 5,6 | 5-178X* | 5-1350-1X* 5-1350X** | 15-178X | |
| 2000-2002 | Excursion | 1 Piece Driveshaft | I | 2,3,4 | 5-178X* | 5-1350-1X* 5-1350X** | 15-178X | |

* GREASEABLE ** NON-GREASEABLE



Ford (Cont'd)

| Year | Model | Description | Fig. | Location | Spicer Part # | SPL Part # | SVL Part # |
|-----------|------------|--|------|----------|--------------------|--|--------------------|
| 2000-2005 | Excursion | 1 Piece Driveshaft | I | 1 | | SPL55-3X** SPL55-4X* | |
| 2001 | Excursion | V10 6.8L; 1 Piece Driveshaft; From 04/18/2001 | I | 5,6 | 5-178X* | 5-1350-1X* 5-1350X** | 15-178X |
| | Excursion | V10 6.8L; 1 Piece Driveshaft; To 04/18/2001 | I | 5,6 | 5-160X* | 5-1410-1X* 5-1410X** | 15-160X |
| | Excursion | V8 5.4L; 1 Piece Driveshaft; From 04/24/2001 | I | 5,6 | 5-178X* | 5-1350-1X* 5-1350X** | 15-178X |
| | Excursion | V8 5.4L; 1 Piece Driveshaft; To 04/24/2001 | I | 5,6 | 5-178X* | 5-1350-1X* 5-1350X** | 15-178X |
| 2002 | Excursion | 1 Piece Driveshaft | I | 5,6 | 5-160X* 5-178X* | 5-1350-1X* 5-1350X** 5-1410-1X* 5-1410X** | 15-160X 15-178X |
| 2003 | Excursion | V8 7.3L; 1 Piece Driveshaft | I | 3,4 | 5-178X* | 5-1350-1X* 5-1350X** | 15-178X |
| | Excursion | V8 5.4L; 1 Piece Driveshaft | I | 3,4,5,6 | 5-178X* | 5-1350-1X* 5-1350X** | 15-178X |
| | Excursion | V8 6.0L; 1 Piece Driveshaft | I | 3,4,5,6 | 5-160X* | 5-1410-1X* 5-1410X** | 15-160X |
| | Excursion | V10 6.8L; 1 Piece Driveshaft | I | 5,6 | 5-160X* | 5-1410-1X* 5-1410X** | 15-160X |
| | Excursion | V8 7.3L; 1 Piece Driveshaft | I | 5,6 | 5-160X* | 5-1410-1X* 5-1410X** | 15-160X |
| 2003-2005 | Excursion | 1 Piece Driveshaft | I | 2 | 5-178X* | 5-1350-1X* 5-1350X** | 15-178X |
| | Excursion | V10 6.8L; 1 Piece Driveshaft | I | 3,4 | 5-178X* | 5-1350-1X* 5-1350X** | 15-178X |
| 2004-2005 | Excursion | V8 5.4L; 1 Piece Driveshaft | I | 3,4 | 5-178X* | 5-1350-1X* 5-1350X** | 15-178X |
| | Excursion | V8 6.0L; 1 Piece Driveshaft | I | 3,4 | 5-160X* | 5-1410-1X* 5-1410X** | 15-160X |
| | Excursion | 1 Piece Driveshaft | I | 5,6 | 5-160X* | 5-1410-1X* 5-1410X** | 15-160X |
| 1997-1999 | Expedition | | L | 2,3 | 5-213X* | 5-1330-1X* 5-1330X** | 15-213X |
| | Expedition | w/ Adjustable Suspension | L | 4,5 | 5-178X* | 5-1350-1X* 5-1350X** | 15-178X |
| | Expedition | w/ Standard Suspension | L | 4,5 | 5-213X* | 5-1330-1X* 5-1330X** | 15-213X |
| 2000 | Expedition | V8 4.6L; 1 Piece Driveshaft; Automatic Adjustable Suspension | L | 4 | 5-178X* | 5-1350-1X* 5-1350X** | 15-178X |
| | Expedition | V8 5.4L; 1 Piece Driveshaft; Automatic Adjustable Suspension | L | 4 | 5-178X* | 5-1350-1X* 5-1350X** | 15-178X |

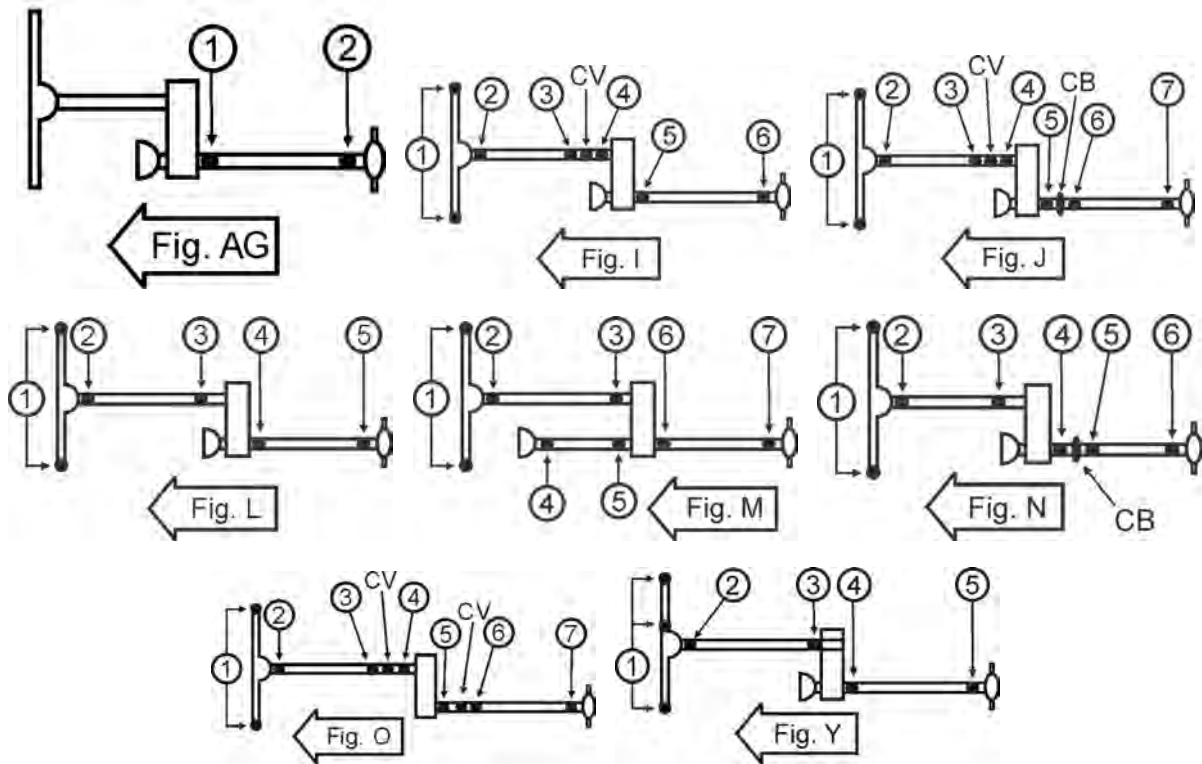
* GREASEABLE ** NON-GREASEABLE

4
W
D

Ford (Cont'd)

| Year | Model | Description | Fig. | Location | Spicer Part # | SPL Part # | SVL Part # |
|-----------|---------------------|--|------|----------|---------------|-------------------------|------------|
| 2000 | Expedition | 1 Piece Driveshaft; Automatic Adjustable Suspension | L | 5 | 5-178X* | 5-1350-1X* 5-1350X** | 15-178X |
| 2000-2001 | Expedition | V8 4.6L; 1 Piece Driveshaft; Standard Duty Suspension | L | 4,5 | 5-213X* | 5-1330-1X* 5-1330X** | 15-213X |
| 2000-2002 | Expedition | V8 5.4L; 1 Piece Driveshaft; Standard Duty Suspension | L | 4,5 | 5-178X* | 5-1350-1X* 5-1350X** | 15-178X |
| 2000-2006 | Expedition | 1 Piece Driveshaft | L | 2,3 | 5-213X* | 5-1330-1X* 5-1330X** | 15-213X |
| 2001 | Expedition | V8 4.6L; 1 Piece Driveshaft; Automatic Adjustable Suspension | L | 4,5 | 5-178X* | 5-1350-1X* 5-1350X** | 15-178X |
| 2001-2002 | Expedition | V8 5.4L; 1 Piece Driveshaft; Automatic Adjustable Suspension | L | 4,5 | 5-178X* | 5-1350-1X* 5-1350X** | 15-178X |
| 2002 | Expedition | V8 4.6L; 1 Piece Driveshaft | L | 4,5 | 5-178X* | 5-1350-1X* 5-1350X** | 15-178X |
| 2003-2006 | Expedition | 1 Piece Driveshaft | L | 4,5 | 5-178X* | 5-1350-1X* 5-1350X** | 15-178X |
| 2007-2008 | Expedition | Exc. Max Eddie Bauer & Max Limited; 1 Piece Driveshaft | AG | 1,2 | 5-178X* | 5-1350-1X* 5-1350X** | 15-178X |
| 2009-2010 | Expedition | Exc. Max Eddie Bauer, Max King Ranch & Max Limited; 1 Piece Driveshaft | AG | 1,2 | 5-178X* | 5-1350-1X* 5-1350X** | 15-178X |
| 2011 | Expedition | Exc. Max King Ranch, Max Limited & Max XL; 1 Piece Driveshaft | AG | 1,2 | 5-178X* | 5-1350-1X* 5-1350X** | 15-178X |
| 2012-2016 | Expedition | Exc. Max Limited; 1 Piece Driveshaft | AG | 1,2 | 5-178X* | 5-1350-1X* 5-1350X** | 15-178X |
| 2017 | Expedition | 1 Piece Driveshaft | AG | 1,2 | 5-178X* | 5-1350-1X* 5-1350X** | 15-178X |
| 1991-1994 | Explorer | Dana Model 28 Axle | I | 1 | 5-3215X | | |
| | Explorer | Dana Model 35 Axle | I | 1 | 5-3226X | 5-760X** | |
| | Explorer | | I | 2,3,4 | 5-153X* | 5-1310-1X* 5-1310X** | 15-153X |
| | Explorer | 2 Door | I | 5,6 | 5-153X* | 5-1310-1X* 5-1310X** | 15-153X |
| | Explorer | 4 Door; Auto Trans | I | 5,6 | 5-153X* | 5-1310-1X* 5-1310X** | 15-153X |
| | Explorer | 4 Door; Standard Trans | I | 5,6 | 5-213X* | 5-1330-1X* 5-1330X** | 15-213X |
| 1995-1996 | Explorer | | L | 2,3 | 5-153X* | 5-1310-1X* 5-1310X** | 15-153X |
| | Explorer | 2 Door | L | 4 | 5-153X* | 5-1310-1X* 5-1310X** | 15-153X |
| | Explorer | 4 Door | L | 4 | 5-213X* | 5-1330-1X* 5-1330X** | 15-213X |
| | Explorer | | L | 5 | 5-213X* | 5-1330-1X* 5-1330X** | 15-213X |
| 1997-2006 | Explorer | | L | 4,5 | 5-213X* | 5-1330-1X* 5-1330X** | 15-213X |
| 1997-2011 | Explorer | | L | 2 | 5-153X* | 5-1310-1X* 5-1310X** | 15-153X |
| 2007-2011 | Explorer | | L | 4,5 | 5-178X* | 5-1350-1X* 5-1350X** | 15-178X |
| 2001-2005 | Explorer Sport Trac | | L | 4,5 | 5-213X* | 5-1330-1X* 5-1330X** | 15-213X |
| 2007-2010 | Explorer Sport Trac | | L | 2 | 5-153X* | 5-1310-1X* 5-1310X** | 15-153X |
| 1960-1965 | F-100 | | M | 2,3 | 5-134X* | | 15-134X |
| | F-100 | | M | 4,5 | 5-153X* | 5-1310-1X* 5-1310X** | 15-153X |
| | F-100 | | M | 6,7 | 5-134X* | | 15-134X |
| 1965-1966 | F-100 | w/ Inside Snap Rings | M | 1 | 5-260X** | | 15-260X |
| | F-100 | w/ Outside Snap Rings | M | 1 | 5-178X* | 5-1350-1X* 5-1350X** | 15-178X |
| 1966 | F-100 | | N | 2,3 | 5-134X* | | 15-134X |
| | F-100 | | N | 4 | 5-153X* | 5-1310-1X* 5-1310X** | 15-153X |

* GREASEABLE ** NON-GREASEABLE



Ford (Cont'd)

| Year | Model | Description | Fig. | Location | Spicer Part # | SPL Part # | SVL Part # |
|-----------|-------|--|------|-------------|---------------|-------------------------|------------|
| 1966 | F-100 | | N | 5,6 | 5-134X* | | 15-134X |
| 1967-1968 | F-100 | 2 Piece Driveshaft; w/ Inside Snap Rings | N | 1 | 5-260X** | | 15-260X |
| | F-100 | 2 Piece Driveshaft; w/ Outside Snap Rings | N | 1 | 5-178X* | 5-1350-1X* 5-1350X** | 15-178X |
| | F-100 | 1 Piece Driveshaft; w/ Inside Snap Rings | Y | 1 | 5-260X** | | 15-260X |
| | F-100 | 1 Piece Driveshaft; w/ Outside Snap Rings | Y | 1 | 5-178X* | 5-1350-1X* 5-1350X** | 15-178X |
| | F-100 | 1 Piece Driveshaft | Y | 2,3,4,5 | 5-153X* | 5-1310-1X* 5-1310X** | 15-153X |
| 1970-1973 | F-100 | 1 Piece Driveshaft | L | 1 | 5-3226X | 5-760X** | |
| | F-100 | 1 Piece Driveshaft | L | 2,3,4,5 | 5-153X* | 5-1310-1X* 5-1310X** | 15-153X |
| | F-100 | 2 Piece Driveshaft | N | 1 | 5-3226X | 5-760X** | |
| | F-100 | 2 Piece Driveshaft | N | 2,3,4,5,6 | 5-153X* | 5-1310-1X* 5-1310X** | 15-153X |
| 1974-1975 | F-100 | 1 Piece Driveshaft | I | 2,3,4,5,6 | 5-153X* | 5-1310-1X* 5-1310X** | 15-153X |
| | F-100 | 2 Piece Driveshaft | J | 1 | 5-3226X | 5-760X** | |
| | F-100 | 2 Piece Driveshaft | J | 2,3,4,5,6,7 | 5-153X* | 5-1310-1X* 5-1310X** | 15-153X |
| 1974-1976 | F-100 | 1 Piece Driveshaft | I | 1 | 5-3226X | 5-760X** | |
| 1976 | F-100 | 1 Piece Driveshaft | I | 2,3,4 | 5-153X* | 5-1310-1X* 5-1310X** | 15-153X |
| | F-100 | 1 Piece Driveshaft | I | 5,6 | 5-3226X | 5-760X** | |
| | F-100 | 2 Piece Driveshaft; w/ CV at Transfer Case | J | 1 | 5-3226X | 5-760X** | |
| | F-100 | 2 Piece Driveshaft; w/ CV at Transfer Case | J | 2,3,4 | 5-153X* | 5-1310-1X* 5-1310X** | 15-153X |
| | F-100 | 2 Piece Driveshaft; w/ CV at Transfer Case | J | 5,6,7 | 5-3226X | 5-760X** | |
| | F-100 | 2 Piece Driveshaft; w/ CV at Trans | O | 5,6,7 | 5-153X* | 5-1310-1X* 5-1310X** | 15-153X |

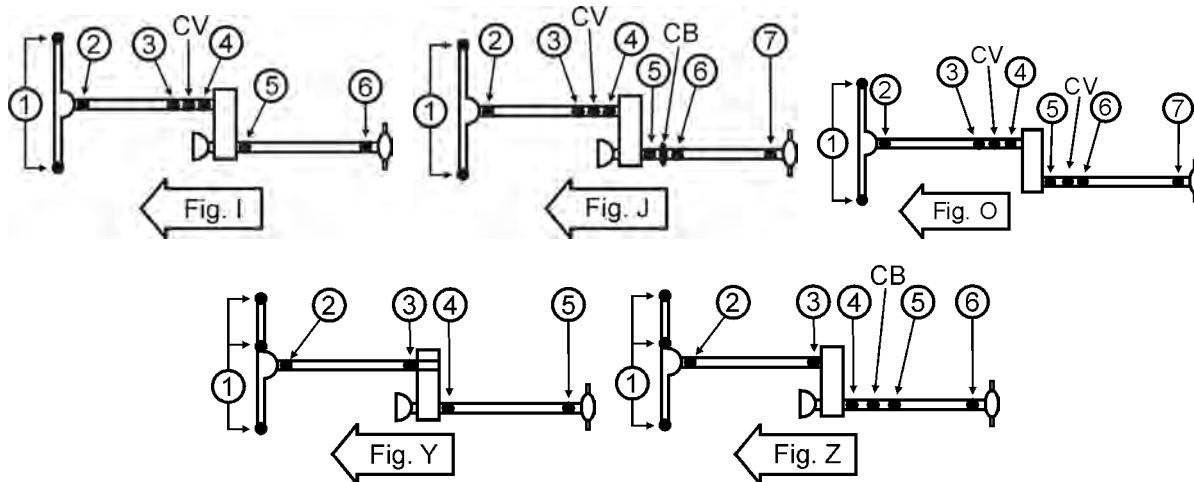
* GREASEABLE ** NON-GREASEABLE

4
W
D

Ford (Cont'd)

| Year | Model | Description | Fig. | Location | Spicer Part # | SPL Part # | SVL Part # |
|-----------|-------|---|------|----------|---------------|-------------------------|------------|
| 1976 | F-150 | 2 Piece Driveshaft; w/o Double Cardan CV Joint | J | 5,6,7 | 5-153X* | 5-1310-1X* 5-1310X** | 15-153X |
| | F-150 | 2 Piece Driveshaft; w/ Double Cardan CV Joint | 0 | 5,6,7 | 5-153X* | 5-1310-1X* 5-1310X** | 15-153X |
| 1976-1977 | F-150 | 1 Piece Driveshaft | I | 1 | 5-3226X | 5-760X** | |
| | F-150 | 1 Piece Driveshaft; w/ Full Time Transfer Case | I | 2,3,4 | 5-153X* | 5-1310-1X* 5-1310X** | 15-153X |
| | F-150 | 1 Piece Driveshaft; w/ Part Time Transfer Case | I | 2,3,4 | 5-153X* | 5-1310-1X* 5-1310X** | 15-153X |
| | F-150 | 1 Piece Driveshaft | I | 5,6 | 5-153X* | 5-1310-1X* 5-1310X** | 15-153X |
| | F-150 | 2 Piece Driveshaft | J | 1 | 5-3226X | 5-760X** | |
| | F-150 | 2 Piece Driveshaft; w/ Full Time Transfer Case | J | 2,3,4 | 5-153X* | 5-1310-1X* 5-1310X** | 15-153X |
| | F-150 | 2 Piece Driveshaft; w/ Part Time Transfer Case | J | 2,3,4 | 5-153X* | 5-1310-1X* 5-1310X** | 15-153X |
| | F-150 | 2 Piece Driveshaft; w/o Double Cardan CV Joint; w/ 3.875" O.D. Yoke | J | 5,6 | 5-153X* | 5-1310-1X* 5-1310X** | 15-153X |
| 1977 | F-150 | 2 Piece Driveshaft; w/o Double Cardan CV Joint; w/ 3.500" O.D. Yoke | J | 5,6,7 | 5-153X* | 5-1310-1X* 5-1310X** | 15-153X |
| | F-150 | 2 Piece Driveshaft; w/o Double Cardan CV Joint; w/ 3.875" O.D. Yoke | J | 7 | 5-213X* | 5-1330-1X* 5-1330X** | 15-213X |
| | F-150 | 2 Piece Driveshaft; w/ Double Cardan CV Joint; w/ 3.875" O.D. Yoke | 0 | 5,6 | 5-153X* | 5-1310-1X* 5-1310X** | 15-153X |
| | F-150 | 2 Piece Driveshaft; w/ Double Cardan CV Joint; w/ 3.500" O.D. Yoke | 0 | 5,6,7 | 5-153X* | 5-1310-1X* 5-1310X** | 15-153X |
| | F-150 | 2 Piece Driveshaft; w/ Double Cardan CV Joint; w/ 3.875" O.D. Yoke | 0 | 7 | 5-213X* | 5-1330-1X* 5-1330X** | 15-213X |
| | F-150 | 2 Piece Driveshaft; w/ Double Cardan CV Joint; w/ 3.875" O.D. Yoke | 0 | 1 | 5-3226X | 5-760X** | |
| 1978 | F-150 | w/ 3.500" O.D. Yoke | 0 | 2,3,4 | 5-153X* | 5-1310-1X* 5-1310X** | 15-153X |
| | F-150 | w/ 3.875" O.D. Yoke | 0 | 2,3,4 | 5-213X* | 5-1330-1X* 5-1330X** | 15-213X |
| | F-150 | w/ Part Time Transfer Case | 0 | 5,6 | 5-153X* | 5-1310-1X* 5-1310X** | 15-153X |
| | F-150 | 4.9L; w/ Full Time Transfer Case | 0 | 5,6,7 | 5-153X* | 5-1310-1X* 5-1310X** | 15-153X |
| | F-150 | 5.0L; w/ Full Time Transfer Case | 0 | 5,6,7 | 5-153X* | 5-1310-1X* 5-1310X** | 15-153X |
| | F-150 | 5.8L; w/ Full Time Transfer Case | 0 | 5,6,7 | 5-153X* | 5-1310-1X* 5-1310X** | 15-153X |
| | F-150 | 6.6L; w/ Full Time Transfer Case | 0 | 5,6,7 | 5-213X* | 5-1330-1X* 5-1330X** | 15-213X |
| | F-150 | 7.5L; w/ Full Time Transfer Case | 0 | 5,6,7 | 5-153X* | 5-1310-1X* 5-1310X** | 15-153X |
| | F-150 | w/ Part Time Transfer Case | 0 | 7 | 5-213X* | 5-1330-1X* 5-1330X** | 15-213X |
| | F-150 | 155.0" WB; 2 Piece Driveshaft | J | 5,6 | 5-213X* | 5-1330-1X* 5-1330X** | 15-213X |
| 1979 | F-150 | 155.0" WB; 2 Piece Driveshaft | J | 7 | 5-1204X* | 5-7438X | 15-1204X |
| | F-150 | 2 Piece Driveshaft | 0 | 1 | 5-3226X | 5-760X** | |
| | F-150 | 2 Piece Driveshaft; w/ Full Time Transfer Case | 0 | 2,3,4 | 5-213X* | 5-1330-1X* 5-1330X** | 15-213X |
| | F-150 | 2 Piece Driveshaft; w/ Part Time Transfer Case | 0 | 2,3,4 | 5-213X* | 5-1330-1X* 5-1330X** | 15-213X |
| | F-150 | 117.0" WB; 2 Piece Driveshaft; w/ Double Cardan CV Joint | 0 | 5,6 | 5-213X* | 5-1330-1X* 5-1330X** | 15-213X |
| | F-150 | 133.0" WB; 2 Piece Driveshaft; w/ Double Cardan CV Joint | 0 | 5,6 | 5-213X* | 5-1330-1X* 5-1330X** | 15-213X |
| | F-150 | 117.0" WB; 2 Piece Driveshaft; w/ Double Cardan CV Joint | 0 | 7 | 5-1204X* | 5-7438X | 15-1204X |
| | F-150 | 133.0" WB; 2 Piece Driveshaft; w/ Double Cardan CV Joint | 0 | 7 | 5-1204X* | 5-7438X | 15-1204X |

* GREASEABLE ** NON-GREASEABLE



Ford (Cont'd)

| Year | Model | Description | Fig. | Location | Spicer Part # | SPL Part # | SVL Part # |
|-----------|--------------------|---|------|-----------|---------------|-------------------------|------------|
| 1980-1981 | F-150 | 1 Piece Driveshaft; From Serial No. GJ0,001 | Y | 2 | 5-213X* | 5-1330-1X* 5-1330X** | 15-213X |
| | F-150 | 1 Piece Driveshaft; To Serial No. GJ0,000 | Y | 2 | 5-1204X* | 5-7438X | 15-1204X |
| | F-150 | 1 Piece Driveshaft; From Serial No. GJ0,001 | Y | 3 | 5-1204X* | 5-7438X | 15-1204X |
| | F-150 | 1 Piece Driveshaft; To Serial No. GJ0,000 | Y | 3 | 5-213X* | 5-1330-1X* 5-1330X** | 15-213X |
| | F-150 | 1 Piece Driveshaft; 1.125" Cup Dia. | Y | 4,5 | 5-1204X* | 5-7438X | 15-1204X |
| | F-150 | 2 Piece Driveshaft; From Serial No. GJ0,001 | Z | 2 | 5-213X* | 5-1330-1X* 5-1330X** | 15-213X |
| | F-150 | 2 Piece Driveshaft; To Serial No. GJ0,000 | Z | 2 | 5-1204X* | 5-7438X | 15-1204X |
| | F-150 | 2 Piece Driveshaft; From Serial No. GJ0,001 | Z | 3 | 5-1204X* | 5-7438X | 15-1204X |
| | F-150 | 2 Piece Driveshaft; To Serial No. GJ0,000 | Z | 3 | 5-213X* | 5-1330-1X* 5-1330X** | 15-213X |
| 1980-1985 | F-150 | 2 Piece Driveshaft; 1.125" Cup Dia. | Z | 4,5,6 | 5-1204X* | 5-7438X | 15-1204X |
| | F-150 | 1 Piece Driveshaft | Y | 1 | 5-3226X | 5-760X** | |
| F-150 | 2 Piece Driveshaft | Z | 1 | 5-3226X | 5-760X** | | |
| 1982-1985 | F-150 | 2 Piece Driveshaft; 1.125" Cup Dia. | Z | 2,3,4,5,6 | 5-1204X* | 5-7438X | 15-1204X |
| 1986-1987 | F-150 | 1 Piece Driveshaft; 1.125" Cup Dia. | Y | 2,4,5 | 5-1204X* | 5-7438X | 15-1204X |
| | F-150 | 1 Piece Driveshaft; 1.062" Cup Dia. | Y | 3,4,5 | 5-213X* | 5-1330-1X* 5-1330X** | 15-213X |
| | F-150 | 2 Piece Driveshaft; 1.125" Cup Dia. | Z | 2,4,6 | 5-1204X* | 5-7438X | 15-1204X |
| | F-150 | 2 Piece Driveshaft; 1.062" Cup Dia. | Z | 3,4,5,6 | 5-213X* | 5-1330-1X* 5-1330X** | 15-213X |
| 1988-1989 | F-150 | 1 Piece Driveshaft; 1.125" Cup Dia. | Y | 2,3,4,5 | 5-1204X* | 5-7438X | 15-1204X |
| | F-150 | 1 Piece Driveshaft; 1.062" Cup Dia. | Y | 4,5 | 5-213X* | 5-1330-1X* 5-1330X** | 15-213X |
| | F-150 | 2 Piece Driveshaft; 1.125" Cup Dia. | Z | 2,3,4,6 | 5-1204X* | 5-7438X | 15-1204X |
| | F-150 | 2 Piece Driveshaft; 1.062" Cup Dia. | Z | 4,5,6 | 5-213X* | 5-1330-1X* 5-1330X** | 15-213X |
| 1990 | F-150 | 1 Piece Driveshaft | Y | 2,3,5 | 5-1204X* | 5-7438X | 15-1204X |
| | F-150 | 1 Piece Driveshaft; w/ U-Bolts | Y | 4 | 5-1204X* | 5-7438X | 15-1204X |
| | F-150 | 1 Piece Driveshaft; w/o U-Bolts | Y | 4 | 5-213X* | 5-1330-1X* 5-1330X** | 15-213X |
| | F-150 | 2 Piece Driveshaft; w/ U-Bolts | Z | 4 | 5-1204X* | 5-7438X | 15-1204X |
| | F-150 | 2 Piece Driveshaft; w/o U-Bolts | Z | 4 | 5-213X* | 5-1330-1X* 5-1330X** | 15-213X |
| | F-150 | 2 Piece Driveshaft | Z | 6 | 5-1204X* | 5-7438X | 15-1204X |
| | F-150 | 2 Piece Driveshaft | Z | 5 | 5-213X* | 5-1330-1X* 5-1330X** | 15-213X |
| 1990-1996 | F-150 | 2 Piece Driveshaft | Z | 2,3 | 5-1204X* | 5-7438X | 15-1204X |
| | F-150 | 2 Piece Driveshaft | Z | 5 | 5-213X* | 5-1330-1X* 5-1330X** | 15-213X |
| 1991-1996 | F-150 | 1 Piece Driveshaft | Y | 2,3 | 5-1204X* | 5-7438X | 15-1204X |
| | F-150 | 1 Piece Driveshaft; w/ U-Bolts | Y | 4,5 | 5-1204X* | 5-7438X | 15-1204X |

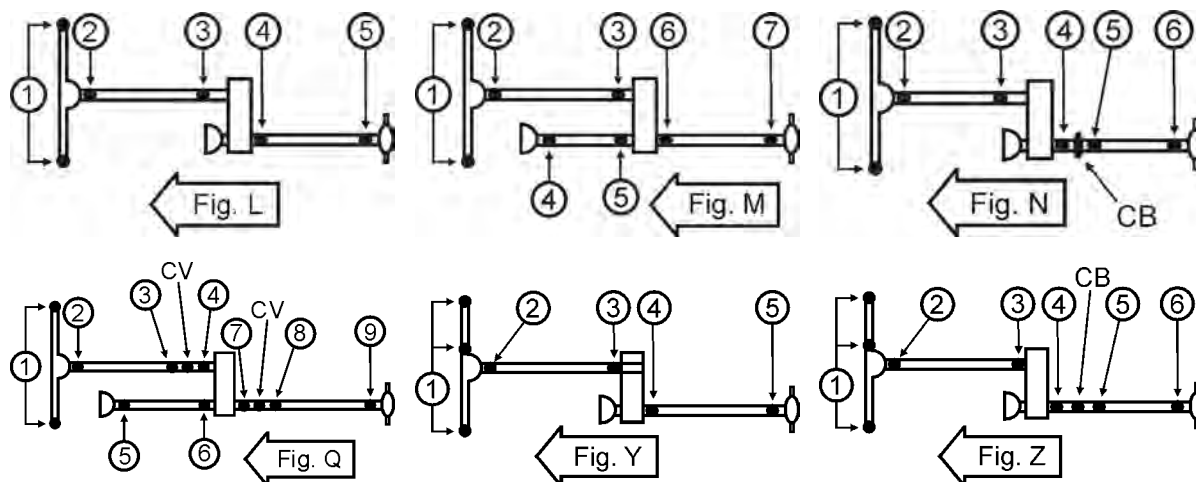
* GREASEABLE ** NON-GREASEABLE

4
W
D

Ford (Cont'd)

| Year | Model | Description | Fig. | Location | Spicer Part # | SPL Part # | SVL Part # |
|-----------|----------------|---|------|-----------|---------------|-------------------------|------------|
| 1991-1996 | F-150 | 1 Piece Driveshaft; w/o U-Bolts | Y | 4,5 | 5-213X* | 5-1330-1X* 5-1330X** | 15-213X |
| | F-150 | 2 Piece Driveshaft; w/ U-Bolts | Z | 4,6 | 5-1204X* | 5-7438X | 15-1204X |
| | F-150 | 2 Piece Driveshaft; w/o U-Bolts | Z | 4,6 | 5-213X* | 5-1330-1X* 5-1330X** | 15-213X |
| 1997-2000 | F-150 | 4.2L; Standard Cab; 1 Piece Driveshaft | Y | 4,5 | 5-213X* | 5-1330-1X* 5-1330X** | 15-213X |
| | F-150 | 4.6L; Standard Cab; 1 Piece Driveshaft | Y | 4,5 | 5-213X* | 5-1330-1X* 5-1330X** | 15-213X |
| | F-150 | 5.4L; Standard Cab; 1 Piece Driveshaft | Y | 4,5 | 5-178X* | 5-1350-1X* 5-1350X** | 15-178X |
| | F-150 | 4.2L; Standard Cab; 2 Piece Driveshaft | Z | 4,6 | 5-213X* | 5-1330-1X* 5-1330X** | 15-213X |
| | F-150 | 4.6L; Standard Cab; 2 Piece Driveshaft | Z | 4,6 | 5-213X* | 5-1330-1X* 5-1330X** | 15-213X |
| | F-150 | 5.4L; Standard Cab; 2 Piece Driveshaft | Z | 4,6 | 5-178X* | 5-1350-1X* 5-1350X** | 15-178X |
| | F-150 | 5.4L; Standard Cab; 2 Piece Driveshaft | Z | 4,6 | 5-178X* | 5-1350-1X* 5-1350X** | 15-178X |
| 1997-2003 | F-150 | Extended Cab; 1 Piece Driveshaft | Y | 4,5 | 5-178X* | 5-1350-1X* 5-1350X** | 15-178X |
| | F-150 | Extended Cab; 2 Piece Driveshaft | Z | 4,5,6 | 5-178X* | 5-1350-1X* 5-1350X** | 15-178X |
| 1997-2004 | F-150 | 1 Piece Driveshaft | Y | 2,3 | 5-213X* | 5-1330-1X* 5-1330X** | 15-213X |
| | F-150 | 2 Piece Driveshaft | Z | 2,3 | 5-213X* | 5-1330-1X* 5-1330X** | 15-213X |
| 2001-2003 | F-150 | 4.2L; Standard Cab; 66.0" Bed; 1 Piece Driveshaft | Y | 4,5 | 5-213X* | 5-1330-1X* 5-1330X** | 15-213X |
| | F-150 | 4.6L; Standard Cab; 66.0" Bed; 1 Piece Driveshaft | Y | 4,5 | 5-213X* | 5-1330-1X* 5-1330X** | 15-213X |
| | F-150 | 5.4L; Standard Cab; 66.0" Bed; 1 Piece Driveshaft | Y | 4,5 | 5-178X* | 5-1350-1X* 5-1350X** | 15-178X |
| | F-150 | Crew Cab; 1 Piece Driveshaft | Y | 4,5 | 5-178X* | 5-1350-1X* 5-1350X** | 15-178X |
| | F-150 | Crew Cab; 2 Piece Driveshaft | Z | 4,5,6 | 5-178X* | 5-1350-1X* 5-1350X** | 15-178X |
| | F-150 | 4.2L; Standard Cab; 66.0" Bed; 2 Piece Driveshaft | Z | 4,6 | 5-213X* | 5-1330-1X* 5-1330X** | 15-213X |
| | F-150 | 4.6L; Standard Cab; 66.0" Bed; 2 Piece Driveshaft | Z | 4,6 | 5-213X* | 5-1330-1X* 5-1330X** | 15-213X |
| | F-150 | 5.4L; Standard Cab; 66.0" Bed; 2 Piece Driveshaft | Z | 4,6 | 5-178X* | 5-1350-1X* 5-1350X** | 15-178X |
| 2004 | F-150 | 1 Piece Driveshaft | Y | 4,5 | 5-178X* | 5-1350-1X* 5-1350X** | 15-178X |
| | F-150 | 2 Piece Driveshaft | Z | 4,5,6 | 5-178X* | 5-1350-1X* 5-1350X** | 15-178X |
| 2005-2007 | F-150 | 1 Piece Driveshaft | L | 2,3 | 5-213X* | 5-1330-1X* 5-1330X** | 15-213X |
| | F-150 | 2 Piece Driveshaft | N | 2,3 | 5-213X* | 5-1330-1X* 5-1330X** | 15-213X |
| 2008-2014 | F-150 | 1 Piece Driveshaft | L | 2,3,4,5 | 5-178X* | 5-1350-1X* 5-1350X** | 15-178X |
| | F-150 | 2 Piece Driveshaft | N | 2,3,4,5,6 | 5-178X* | 5-1350-1X* 5-1350X** | 15-178X |
| 2015-2017 | F-150 | 1 Piece Driveshaft | L | 4,5 | 5-178X* | 5-1350-1X* 5-1350X** | 15-178X |
| | F-150 | 2 Piece Driveshaft | N | 4,5,6 | 5-178X* | 5-1350-1X* 5-1350X** | 15-178X |
| 2004 | F-150 Heritage | 1 Piece Driveshaft | Y | 2,3 | 5-213X* | 5-1330-1X* 5-1330X** | 15-213X |
| | F-150 Heritage | 1 Piece Driveshaft | Y | 4,5 | 5-178X* | 5-1350-1X* 5-1350X** | 15-178X |
| | F-150 Heritage | 2 Piece Driveshaft | Z | 2,3 | 5-213X* | 5-1330-1X* 5-1330X** | 15-213X |
| | F-150 Heritage | 2 Piece Driveshaft | Z | 4,5,6 | 5-178X* | 5-1350-1X* 5-1350X** | 15-178X |

* GREASEABLE ** NON-GREASEABLE



Ford (Cont'd)

| Year | Model | Description | Fig. | Location | Spicer Part # | SPL Part # | SVL Part # |
|-----------|-------|--|------|-------------|---------------|-------------------------|------------|
| 1960-1972 | F-250 | | M | 2,3 | 5-134X* | | 15-134X |
| | F-250 | | M | 4,5 | 5-153X* | 5-1310-1X* 5-1310X** | 15-153X |
| | F-250 | | M | 6,7 | 5-134X* | | 15-134X |
| 1960-1974 | F-250 | w/ Inside Snap Rings | M | 1 | 5-260X** | | 15-260X |
| | F-250 | w/ Outside Snap Rings | M | 1 | 5-178X* | 5-1350-1X* 5-1350X** | 15-178X |
| 1973-1974 | F-250 | | M | 2,3,4,5,6,7 | 5-134X* | | 15-134X |
| 1975-1976 | F-250 | 1 Piece Driveshaft; w/ Part Time Transfer Case; w/ 3.500" O.D. Yoke | M | 4,5 | 5-153X* | 5-1310-1X* 5-1310X** | 15-153X |
| | F-250 | 133.0" WB; 1 Piece Driveshaft; w/ Part Time Transfer Case | M | 6,7 | 5-134X* | | 15-134X |
| | F-250 | 155.0" WB; 1 Piece Driveshaft; w/ Part Time Transfer Case | M | 6,7 | 5-153X* | 5-1310-1X* 5-1310X** | 15-153X |
| | F-250 | 2 Piece Driveshaft; w/ Full Time Transfer Case | Q | 2,3,4 | 5-153X* | 5-1310-1X* 5-1310X** | 15-153X |
| | F-250 | 2 Piece Driveshaft; w/ Full Time Transfer Case | Q | 5 | 5-134X* | | 15-134X |
| | F-250 | 2 Piece Driveshaft; w/ Full Time Transfer Case | Q | 6,7,9 | 5-153X* | 5-1310-1X* 5-1310X** | 15-153X |
| 1975-1977 | F-250 | 1 Piece Driveshaft; w/ Part Time Transfer Case; w/ Inside Snap Rings | M | 1 | 5-3226X | 5-760X** | |
| | F-250 | 1 Piece Driveshaft; w/ Part Time Transfer Case; w/ Outside Snap Rings | M | 1 | 5-178X* | 5-1350-1X* 5-1350X** | 15-178X |
| | F-250 | 1 Piece Driveshaft; w/ Part Time Transfer Case | M | 2,3 | 5-134X* | | 15-134X |
| | F-250 | 2 Piece Driveshaft; w/ Full Time Transfer Case; w/ Inside Snap Rings | Q | 1 | 5-3226X | 5-760X** | |
| | F-250 | 2 Piece Driveshaft; w/ Full Time Transfer Case; w/ Outside Snap Rings | Q | 1 | 5-178X* | 5-1350-1X* 5-1350X** | 15-178X |
| 1976 | F-250 | 1 Piece Driveshaft; w/ Part Time Transfer Case; w/ 3.875" O.D. Yoke | M | 4,5 | 5-134X* | | 15-134X |
| 1977 | F-250 | 1 Piece Driveshaft; w/ Part Time Transfer Case; w/ 3.500" O.D. Yoke; w/ 3.875" O.D. Yoke | M | 4,5 | 5-134X* | | 15-134X |
| | F-250 | 1 Piece Driveshaft; w/ Part Time Transfer Case; w/ 3.875" O.D. Yoke | M | 4,5 | 5-213X* | 5-1330-1X* 5-1330X** | 15-213X |
| | F-250 | 1 Piece Driveshaft; w/ Part Time Transfer Case | M | 6,7 | 5-213X* | 5-1330-1X* 5-1330X** | 15-213X |
| | F-250 | 2 Piece Driveshaft; w/ Full Time Transfer Case | Q | 2,3,4,7,9 | 5-153X* | 5-1310-1X* 5-1310X** | 15-153X |
| | F-250 | 2 Piece Driveshaft; w/ Full Time Transfer Case; w/ 3.875" O.D. Yoke | Q | 5,6 | 5-213X* | 5-1330-1X* 5-1330X** | 15-213X |

* GREASEABLE ** NON-GREASEABLE

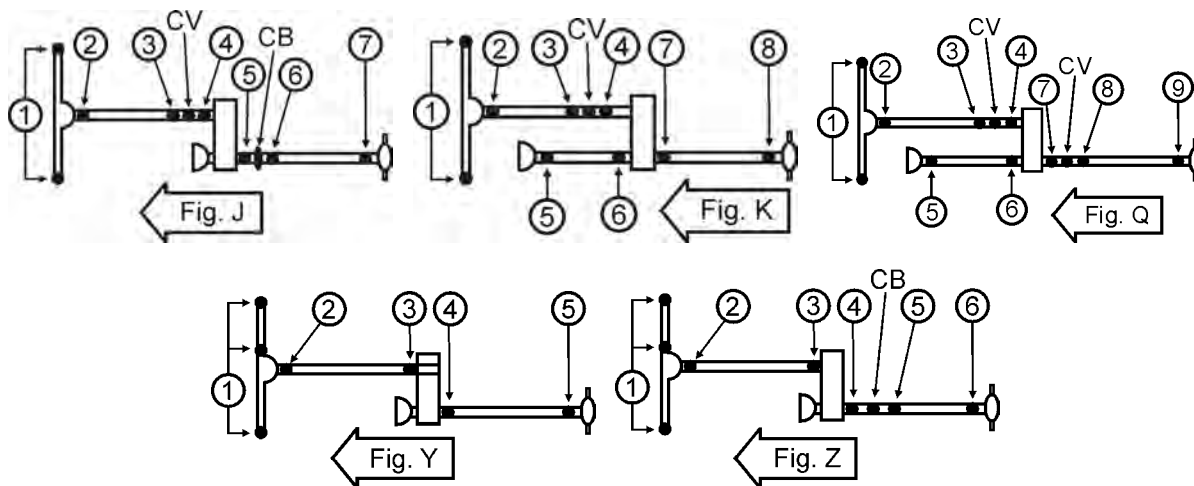
4 W D

Ford (Cont'd)

| Year | Model | Description | Fig. | Location | Spicer Part # | SPL Part # | SVL Part # |
|-----------|-----------|--|------------|----------|---------------|-------------------------|------------|
| 1977 | F-250 | 2 Piece Driveshaft; w/ Full Time Transfer Case; w/ 3.875" O.D. Yoke; w/ 3.500" O.D. Yoke | Q | 5,6 | 5-134X* | | 15-134X |
| 1978 | F-250 | w/ H/D Axle | K | 1 | | SPL55-3X** SPL55-4X* | |
| | F-250 | w/ Heavy Duty Axle | K | 1 | | SPL55-3X** SPL55-4X* | |
| | F-250 | w/ Standard Axle | K | 1 | 5-3226X | 5-760X** | |
| | F-250 | | K | 2 | 5-213X* | 5-1330-1X* 5-1330X** | 15-213X |
| | F-250 | | K | 3,4 | 5-153X* | 5-1310-1X* 5-1310X** | 15-153X |
| | F-250 | w/ 3.500" O.D. Yoke | K | 5,6 | 5-153X* | 5-1310-1X* 5-1310X** | 15-153X |
| | F-250 | w/ 3.875" O.D. Yoke | K | 5,6 | 5-213X* | 5-1330-1X* 5-1330X** | 15-213X |
| | F-250 | | K | 7,8 | 5-213X* | 5-1330-1X* 5-1330X** | 15-213X |
| 1979 | F-250 | w/ H/D Axle | J | 1 | | SPL55-3X** SPL55-4X* | |
| | F-250 | w/ Heavy Duty Axle | J | 1 | | SPL55-3X** SPL55-4X* | |
| | F-250 | w/ Standard Axle | J | 1 | 5-3226X | 5-760X** | |
| | F-250 | | J | 2 | 5-1204X* | 5-7438X | 15-1204X |
| | F-250 | | J | 3,4 | 5-213X* | 5-1330-1X* 5-1330X** | 15-213X |
| | F-250 | Cab & Chassis | J | 5 | 5-213X* | 5-1330-1X* 5-1330X** | 15-213X |
| | F-250 | Extended Cab | J | 5 | 5-213X* | 5-1330-1X* 5-1330X** | 15-213X |
| | F-250 | Standard Cab | J | 5 | 5-213X* | 5-1330-1X* 5-1330X** | 15-213X |
| | F-250 | Crew Cab | J | 5,6 | 5-213X* | 5-1330-1X* 5-1330X** | 15-213X |
| | F-250 | Cab & Chassis | J | 7 | 5-1204X* | 5-7438X | 15-1204X |
| | F-250 | Crew Cab | J | 7 | 5-1204X* | 5-7438X | 15-1204X |
| | F-250 | Extended Cab | J | 7 | 5-1204X* | 5-7438X | 15-1204X |
| | 1980-1981 | F-250 | w/ U-Bolts | Y | 2,3 | 5-1204X* | 5-7438X |
| F-250 | | w/o U-Bolts | Y | 2,3 | 5-1204X* | 5-7438X | 15-1204X |
| F-250 | | Standard Cab | J | 7 | 5-1204X* | 5-7438X | 15-1204X |
| 1982 | F-250 | Cab & Chassis | Y | 4,5 | 5-1204X* | 5-7438X | 15-1204X |
| | F-250 | Extended Cab | Y | 4,5 | 5-1204X* | 5-7438X | 15-1204X |
| | F-250 | Standard Cab | Y | 4,5 | 5-1204X* | 5-7438X | 15-1204X |
| 1983 | F-250 | Cab & Chassis; 1 Piece Driveshaft | Y | 4,5 | 5-1204X* | 5-7438X | 15-1204X |
| | F-250 | Crew Cab; 1 Piece Driveshaft | Y | 4,5 | 5-1204X* | 5-7438X | 15-1204X |
| | F-250 | Extended Cab; 1 Piece Driveshaft | Y | 4,5 | 5-1204X* | 5-7438X | 15-1204X |
| | F-250 | Standard Cab; 1 Piece Driveshaft | Y | 4,5 | 5-1204X* | 5-7438X | 15-1204X |
| | F-250 | Stripped Chassis; 1 Piece Driveshaft | Y | 4,5 | 5-1204X* | 5-7438X | 15-1204X |
| | F-250 | Crew Cab; 2 Piece Driveshaft | Z | 4 | 5-1204X* | 5-7438X | 15-1204X |
| | F-250 | Cab & Chassis; 2 Piece Driveshaft | Z | 4,6 | 5-1204X* | 5-7438X | 15-1204X |
| | F-250 | Extended Cab; 2 Piece Driveshaft | Z | 4,6 | 5-1204X* | 5-7438X | 15-1204X |
| | F-250 | Standard Cab; 2 Piece Driveshaft | Z | 4,6 | 5-1204X* | 5-7438X | 15-1204X |
| | F-250 | Stripped Chassis; 2 Piece Driveshaft | Z | 4,6 | 5-1204X* | 5-7438X | 15-1204X |
| | F-250 | Crew Cab; 2 Piece Driveshaft | Z | 5 | 5-213X* | 5-1330-1X* 5-1330X** | 15-213X |
| 1984-1986 | F-250 | Crew Cab; 2 Piece Driveshaft | Z | 6 | 5-1204X* | 5-7438X | 15-1204X |
| | F-250 | w/ Standard Axle; w/ Inside Snap Rings | Y | 1 | 5-3226X | 5-760X** | |
| | F-250 | | Y | 2,3 | 5-1204X* | 5-7438X | 15-1204X |
| | F-250 | | Y | 4 | 5-213X* | 5-1330-1X* 5-1330X** | 15-213X |
| | F-250 | | Y | 5 | 5-1204X* | 5-7438X | 15-1204X |

* GREASEABLE ** NON-GREASEABLE

4 W D



Ford (Cont'd)

| Year | Model | Description | Fig. | Location | Spicer Part # | SPL Part # | SVL Part # |
|-----------|-------|---|------|----------|---------------|-------------------------|------------|
| 1984-1987 | F-250 | w/ Heavy Duty Axle; w/ Outside Snap Rings | Y | 1 | 5-178X* | 5-1350-1X* 5-1350X** | 15-178X |
| 1987 | F-250 | Standard Cab; w/ Standard Axle; w/ Inside Snap Rings | Y | 1 | 5-3226X | 5-760X** | |
| | F-250 | | Y | 2 | 5-1204X* | 5-7438X | 15-1204X |
| | F-250 | | Y | 3 | 5-213X* | 5-1330-1X* 5-1330X** | 15-213X |
| | F-250 | Standard Cab; 3 Speed | Y | 4 | 5-213X* | 5-1330-1X* 5-1330X** | 15-213X |
| | F-250 | Standard Cab; 4 Speed | Y | 4 | 5-213X* | 5-1330-1X* 5-1330X** | 15-213X |
| | F-250 | Standard Cab; Standard Trans; 5 Speed | Y | 4,5 | 5-178X* | 5-1350-1X* 5-1350X** | 15-178X |
| | F-250 | Standard Cab; Auto Trans; 3 Speed | Y | 5 | 5-1204X* | 5-7438X | 15-1204X |
| | F-250 | Standard Cab; Auto Trans; 4 Speed | Y | 5 | 5-1204X* | 5-7438X | 15-1204X |
| | F-250 | Standard Cab; Standard Trans; 4 Speed | Y | 5 | 5-1204X* | 5-7438X | 15-1204X |
| 1988 | F-250 | 3 Speed; 1 Piece Driveshaft; w/o Heavy Duty Trans | Y | 4 | 5-213X* | 5-1330-1X* 5-1330X** | 15-213X |
| | F-250 | 4 Speed; 1 Piece Driveshaft; w/o Heavy Duty Trans | Y | 4 | 5-213X* | 5-1330-1X* 5-1330X** | 15-213X |
| | F-250 | 4.9L; Standard Trans; 5 Speed; 1 Piece Driveshaft; Heavy Duty Trans | Y | 4 | 5-213X* | 5-1330-1X* 5-1330X** | 15-213X |
| | F-250 | 5.8L; Standard Trans; 5 Speed; 1 Piece Driveshaft; Heavy Duty Trans | Y | 4 | 5-213X* | 5-1330-1X* 5-1330X** | 15-213X |
| | F-250 | 7.3L; Standard Trans; 5 Speed; 1 Piece Driveshaft; Heavy Duty Trans | Y | 4,5 | 5-178X* | 5-1350-1X* 5-1350X** | 15-178X |
| | F-250 | 7.5L; Standard Trans; 5 Speed; 1 Piece Driveshaft; Heavy Duty Trans | Y | 4,5 | 5-178X* | 5-1350-1X* 5-1350X** | 15-178X |
| | F-250 | 3 Speed; 1 Piece Driveshaft; w/o Heavy Duty Trans | Y | 5 | 5-1204X* | 5-7438X | 15-1204X |
| | F-250 | 4 Speed; 1 Piece Driveshaft; w/o Heavy Duty Trans | Y | 5 | 5-1204X* | 5-7438X | 15-1204X |
| | F-250 | 4.9L; Standard Trans; 5 Speed; 1 Piece Driveshaft; Heavy Duty Trans | Y | 5 | 5-1204X* | 5-7438X | 15-1204X |
| | F-250 | 5.8L; Standard Trans; 5 Speed; 1 Piece Driveshaft; Heavy Duty Trans | Y | 5 | 5-1204X* | 5-7438X | 15-1204X |
| | F-250 | 3 Speed; 2 Piece Driveshaft; w/o Heavy Duty Trans | Z | 4,5 | 5-213X* | 5-1330-1X* 5-1330X** | 15-213X |
| | F-250 | 4 Speed; 2 Piece Driveshaft; w/o Heavy Duty Trans | Z | 4,5 | 5-213X* | 5-1330-1X* 5-1330X** | 15-213X |
| | F-250 | 4.9L; Standard Trans; 5 Speed; 2 Piece Driveshaft; Heavy Duty Trans | Z | 4,5 | 5-213X* | 5-1330-1X* 5-1330X** | 15-213X |

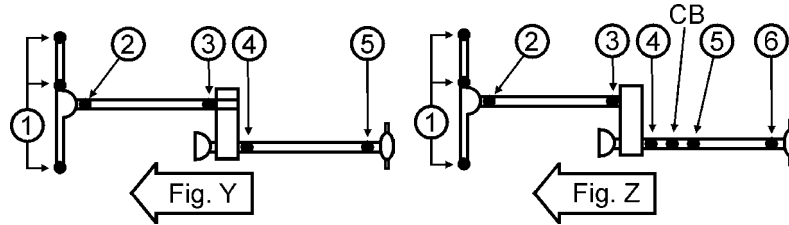
* GREASEABLE ** NON-GREASEABLE

4
W
D

Ford (Cont'd)

| Year | Model | Description | Fig. | Location | Spicer Part # | SPL Part # | SVL Part # |
|-----------|-------|--|------|----------|---------------|-------------------------|------------|
| 1988 | F-250 | 5.8L; Standard Trans; 5 Speed; 2 Piece Driveshaft; Heavy Duty Trans | Z | 4,5 | 5-213X* | 5-1330-1X* 5-1330X** | 15-213X |
| | F-250 | 7.3L; Standard Trans; 5 Speed; 2 Piece Driveshaft; Heavy Duty Trans | Z | 4,5,6 | 5-178X* | 5-1350-1X* 5-1350X** | 15-178X |
| | F-250 | 7.5L; Standard Trans; 5 Speed; 2 Piece Driveshaft; Heavy Duty Trans | Z | 4,5,6 | 5-178X* | 5-1350-1X* 5-1350X** | 15-178X |
| | F-250 | 3 Speed; 2 Piece Driveshaft; w/o Heavy Duty Trans | Z | 6 | 5-1204X* | 5-7438X | 15-1204X |
| | F-250 | 4 Speed; 2 Piece Driveshaft; w/o Heavy Duty Trans | Z | 6 | 5-1204X* | 5-7438X | 15-1204X |
| | F-250 | 4.9L; Standard Trans; 5 Speed; 2 Piece Driveshaft; Heavy Duty Trans | Z | 6 | 5-1204X* | 5-7438X | 15-1204X |
| | F-250 | 5.8L; Standard Trans; 5 Speed; 2 Piece Driveshaft; Heavy Duty Trans | Z | 6 | 5-1204X* | 5-7438X | 15-1204X |
| 1988-1989 | F-250 | 1 Piece Driveshaft; w/ Heavy Duty Axle; w/ Outside Snap Rings | Y | 1 | 5-178X* | 5-1350-1X* 5-1350X** | 15-178X |
| | F-250 | 1 Piece Driveshaft; w/ Standard Axle; w/ Inside Snap Rings | Y | 1 | 5-3226X | 5-760X** | |
| | F-250 | 1 Piece Driveshaft | Y | 2,3 | 5-1204X* | 5-7438X | 15-1204X |
| | F-250 | 2 Piece Driveshaft; w/ Heavy Duty Axle; w/ Outside Snap Rings | Z | 1 | 5-178X* | 5-1350-1X* 5-1350X** | 15-178X |
| | F-250 | 2 Piece Driveshaft; w/ Standard Axle; w/ Inside Snap Rings | Z | 1 | 5-3226X | 5-760X** | |
| | F-250 | 2 Piece Driveshaft | Z | 2,3 | 5-1204X* | 5-7438X | 15-1204X |
| 1989 | F-250 | 3 Speed; 1 Piece Driveshaft; w/o H/D | Y | 4 | 5-213X* | 5-1330-1X* 5-1330X** | 15-213X |
| | F-250 | 4 Speed; 1 Piece Driveshaft; w/o H/D | Y | 4 | 5-213X* | 5-1330-1X* 5-1330X** | 15-213X |
| | F-250 | Standard Trans; 5 Speed; 1 Piece Driveshaft | Y | 4,5 | 5-178X* | 5-1350-1X* 5-1350X** | 15-178X |
| | F-250 | 3 Speed; 1 Piece Driveshaft; w/o H/D | Y | 5 | 5-1204X* | 5-7438X | 15-1204X |
| | F-250 | 4 Speed; 1 Piece Driveshaft; w/o H/D | Y | 5 | 5-1204X* | 5-7438X | 15-1204X |
| | F-250 | 3 Speed; 2 Piece Driveshaft; w/o H/D | Z | 4,5 | 5-213X* | 5-1330-1X* 5-1330X** | 15-213X |
| | F-250 | 4 Speed; 2 Piece Driveshaft; w/o H/D | Z | 4,5 | 5-213X* | 5-1330-1X* 5-1330X** | 15-213X |
| | F-250 | Standard Trans; 5 Speed; 2 Piece Driveshaft | Z | 4,5,6 | 5-178X* | 5-1350-1X* 5-1350X** | 15-178X |
| | F-250 | 3 Speed; 2 Piece Driveshaft; w/o H/D | Z | 6 | 5-1204X* | 5-7438X | 15-1204X |
| | F-250 | 4 Speed; 2 Piece Driveshaft; w/o H/D | Z | 6 | 5-1204X* | 5-7438X | 15-1204X |
| | F-250 | 1 Piece Driveshaft; w/ Heavy Duty 4600 lb. Axle; w/ Outside Snap Rings | Y | 1 | 5-178X* | 5-1350-1X* 5-1350X** | 15-178X |
| 1990-1996 | F-250 | 1 Piece Driveshaft; w/ Standard 3850 lb. Axle; w/ Inside Snap Rings | Y | 1 | 5-3226X | 5-760X** | |
| | F-250 | Extended Cab; 1 Piece Driveshaft | Y | 2,3 | 5-1204X* | 5-7438X | 15-1204X |
| | F-250 | Standard Cab; 1 Piece Driveshaft | Y | 2,3 | 5-1204X* | 5-7438X | 15-1204X |
| | F-250 | 4.9L; Extended Cab; 1 Piece Driveshaft | Y | 4 | 5-213X* | 5-1330-1X* 5-1330X** | 15-213X |
| | F-250 | 4.9L; Standard Cab; 1 Piece Driveshaft; w/ U-Bolts | Y | 4 | 5-1204X* | 5-7438X | 15-1204X |
| | F-250 | 4.9L; Standard Cab; 1 Piece Driveshaft; w/o U-Bolts | Y | 4 | 5-213X* | 5-1330-1X* 5-1330X** | 15-213X |
| | F-250 | 5.0L; Extended Cab; 1 Piece Driveshaft | Y | 4 | 5-213X* | 5-1330-1X* 5-1330X** | 15-213X |
| | F-250 | 5.0L; Standard Cab; 1 Piece Driveshaft; w/ U-Bolts | Y | 4 | 5-1204X* | 5-7438X | 15-1204X |
| | F-250 | 5.0L; Standard Cab; 1 Piece Driveshaft; w/o U-Bolts | Y | 4 | 5-213X* | 5-1330-1X* 5-1330X** | 15-213X |
| | F-250 | 5.8L; Extended Cab; 1 Piece Driveshaft | Y | 4 | 5-213X* | 5-1330-1X* 5-1330X** | 15-213X |
| | F-250 | 5.8L; Standard Cab; 1 Piece Driveshaft; w/ U-Bolts | Y | 4 | 5-1204X* | 5-7438X | 15-1204X |
| | F-250 | 5.8L; Standard Cab; 1 Piece Driveshaft; w/o U-Bolts | Y | 4 | 5-213X* | 5-1330-1X* 5-1330X** | 15-213X |

* GREASEABLE ** NON-GREASEABLE



Ford (Cont'd)

| Year | Model | Description | Fig. | Location | Spicer Part # | SPL Part # | SVL Part # |
|-----------|-------|--|------|----------|---------------|-------------------------|------------|
| 1990-1996 | F-250 | 7.3L; Extended Cab; Auto Trans; 1 Piece Driveshaft | Y | 4 | 5-213X* | 5-1330-1X* 5-1330X** | 15-213X |
| | F-250 | 7.3L; Standard Cab; Auto Trans; 1 Piece Driveshaft; w/ U-Bolts | Y | 4 | 5-1204X* | 5-7438X | 15-1204X |
| | F-250 | 7.3L; Standard Cab; Auto Trans; 1 Piece Driveshaft; w/o U-Bolts | Y | 4 | 5-213X* | 5-1330-1X* 5-1330X** | 15-213X |
| | F-250 | 7.5L; Extended Cab; Auto Trans; 1 Piece Driveshaft | Y | 4 | 5-213X* | 5-1330-1X* 5-1330X** | 15-213X |
| | F-250 | 7.5L; Standard Cab; Auto Trans; 1 Piece Driveshaft; w/ U-Bolts | Y | 4 | 5-1204X* | 5-7438X | 15-1204X |
| | F-250 | 7.5L; Standard Cab; Auto Trans; 1 Piece Driveshaft; w/o U-Bolts | Y | 4 | 5-213X* | 5-1330-1X* 5-1330X** | 15-213X |
| | F-250 | 7.3L; Extended Cab; Standard Trans; 1 Piece Driveshaft | Y | 4,5 | 5-178X* | 5-1350-1X* 5-1350X** | 15-178X |
| | F-250 | 7.3L; Standard Cab; Standard Trans; 1 Piece Driveshaft | Y | 4,5 | 5-178X* | 5-1350-1X* 5-1350X** | 15-178X |
| | F-250 | 7.5L; Extended Cab; Standard Trans; 1 Piece Driveshaft | Y | 4,5 | 5-178X* | 5-1350-1X* 5-1350X** | 15-178X |
| | F-250 | 7.5L; Standard Cab; Standard Trans; 1 Piece Driveshaft | Y | 4,5 | 5-178X* | 5-1350-1X* 5-1350X** | 15-178X |
| | F-250 | 4.9L; Extended Cab; 1 Piece Driveshaft | Y | 5 | 5-1204X* | 5-7438X | 15-1204X |
| | F-250 | 4.9L; Standard Cab; 1 Piece Driveshaft | Y | 5 | 5-1204X* | 5-7438X | 15-1204X |
| | F-250 | 5.0L; Extended Cab; 1 Piece Driveshaft | Y | 5 | 5-1204X* | 5-7438X | 15-1204X |
| | F-250 | 5.0L; Standard Cab; 1 Piece Driveshaft | Y | 5 | 5-1204X* | 5-7438X | 15-1204X |
| | F-250 | 5.8L; Extended Cab; 1 Piece Driveshaft | Y | 5 | 5-1204X* | 5-7438X | 15-1204X |
| | F-250 | 5.8L; Standard Cab; 1 Piece Driveshaft | Y | 5 | 5-1204X* | 5-7438X | 15-1204X |
| | F-250 | 7.3L; Extended Cab; Auto Trans; 1 Piece Driveshaft | Y | 5 | 5-1204X* | 5-7438X | 15-1204X |
| | F-250 | 7.3L; Standard Cab; Auto Trans; 1 Piece Driveshaft | Y | 5 | 5-1204X* | 5-7438X | 15-1204X |
| | F-250 | 7.5L; Extended Cab; Auto Trans; 1 Piece Driveshaft | Y | 5 | 5-1204X* | 5-7438X | 15-1204X |
| | F-250 | 7.5L; Standard Cab; Auto Trans; 1 Piece Driveshaft | Y | 5 | 5-1204X* | 5-7438X | 15-1204X |
| | F-250 | 2 Piece Driveshaft; w/ Heavy Duty 4600 lb. Axle; w/ Outside Snap Rings | Z | 1 | 5-178X* | 5-1350-1X* 5-1350X** | 15-178X |
| | F-250 | 2 Piece Driveshaft; w/ Standard 3850 lb. Axle; w/ Inside Snap Rings | Z | 1 | 5-3226X | 5-760X** | |
| | F-250 | Extended Cab; 2 Piece Driveshaft | Z | 2,3 | 5-1204X* | 5-7438X | 15-1204X |
| | F-250 | Standard Cab; 2 Piece Driveshaft | Z | 2,3 | 5-1204X* | 5-7438X | 15-1204X |
| | F-250 | 4.9L; Standard Cab; 2 Piece Driveshaft; w/ U-Bolts | Z | 4 | 5-1204X* | 5-7438X | 15-1204X |
| | F-250 | 4.9L; Standard Cab; 2 Piece Driveshaft; w/o U-Bolts | Z | 4 | 5-213X* | 5-1330-1X* 5-1330X** | 15-213X |
| | F-250 | 5.0L; Standard Cab; 2 Piece Driveshaft; w/ U-Bolts | Z | 4 | 5-1204X* | 5-7438X | 15-1204X |
| | F-250 | 5.0L; Standard Cab; 2 Piece Driveshaft; w/o U-Bolts | Z | 4 | 5-213X* | 5-1330-1X* 5-1330X** | 15-213X |
| | F-250 | 5.8L; Standard Cab; 2 Piece Driveshaft; w/ U-Bolts | Z | 4 | 5-1204X* | 5-7438X | 15-1204X |
| | F-250 | 5.8L; Standard Cab; 2 Piece Driveshaft; w/o U-Bolts | Z | 4 | 5-213X* | 5-1330-1X* 5-1330X** | 15-213X |
| | F-250 | 7.3L; Standard Cab; Auto Trans; 2 Piece Driveshaft; w/ U-Bolts | Z | 4 | 5-1204X* | 5-7438X | 15-1204X |

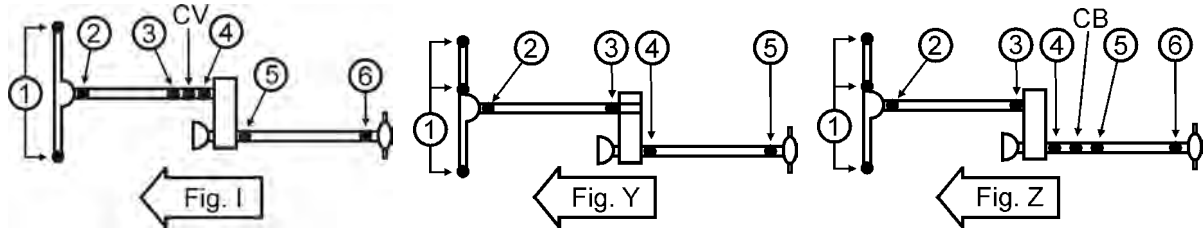
* GREASEABLE ** NON-GREASEABLE

4
W
D

Ford (Cont'd)

| Year | Model | Description | Fig. | Location | Spicer Part # | SPL Part # | SVL Part # | |
|-----------|-------|---|---|----------|---------------|-------------------------|-------------------------|----------|
| 1990-1996 | F-250 | 7.3L; Standard Cab; Auto Trans; 2 Piece Driveshaft; w/o U-Bolts | Z | 4 | 5-213X* | 5-1330-1X* 5-1330X** | 15-213X | |
| | F-250 | 7.5L; Standard Cab; Auto Trans; 2 Piece Driveshaft; w/ U-Bolts | Z | 4 | 5-1204X* | 5-7438X | 15-1204X | |
| | F-250 | 7.5L; Standard Cab; Auto Trans; 2 Piece Driveshaft; w/o U-Bolts | Z | 4 | 5-213X* | 5-1330-1X* 5-1330X** | 15-213X | |
| | F-250 | 4.9L; Extended Cab; 2 Piece Driveshaft | Z | 4,5 | 5-213X* | 5-1330-1X* 5-1330X** | 15-213X | |
| | F-250 | 5.0L; Extended Cab; 2 Piece Driveshaft | Z | 4,5 | 5-213X* | 5-1330-1X* 5-1330X** | 15-213X | |
| | F-250 | 5.8L; Extended Cab; 2 Piece Driveshaft | Z | 4,5 | 5-213X* | 5-1330-1X* 5-1330X** | 15-213X | |
| | F-250 | 7.3L; Extended Cab; Auto Trans; 2 Piece Driveshaft | Z | 4,5 | 5-213X* | 5-1330-1X* 5-1330X** | 15-213X | |
| | F-250 | 7.5L; Extended Cab; Auto Trans; 2 Piece Driveshaft | Z | 4,5 | 5-213X* | 5-1330-1X* 5-1330X** | 15-213X | |
| | F-250 | 7.3L; Extended Cab; Standard Trans; 2 Piece Driveshaft | Z | 4,5,6 | 5-178X* | 5-1350-1X* 5-1350X** | 15-178X | |
| | F-250 | 7.5L; Extended Cab; Standard Trans; 2 Piece Driveshaft | Z | 4,5,6 | 5-178X* | 5-1350-1X* 5-1350X** | 15-178X | |
| | F-250 | 7.3L; Standard Cab; Standard Trans; 2 Piece Driveshaft | Z | 4,6 | 5-178X* | 5-1350-1X* 5-1350X** | 15-178X | |
| | F-250 | 7.5L; Standard Cab; Standard Trans; 2 Piece Driveshaft | Z | 4,6 | 5-178X* | 5-1350-1X* 5-1350X** | 15-178X | |
| | F-250 | 4.9L; Extended Cab; 2 Piece Driveshaft | Z | 6 | 5-1204X* | 5-7438X | 15-1204X | |
| | F-250 | 4.9L; Standard Cab; 2 Piece Driveshaft | Z | 6 | 5-1204X* | 5-7438X | 15-1204X | |
| | F-250 | 5.0L; Extended Cab; 2 Piece Driveshaft | Z | 6 | 5-1204X* | 5-7438X | 15-1204X | |
| | F-250 | 5.0L; Standard Cab; 2 Piece Driveshaft | Z | 6 | 5-1204X* | 5-7438X | 15-1204X | |
| | F-250 | 5.8L; Extended Cab; 2 Piece Driveshaft | Z | 6 | 5-1204X* | 5-7438X | 15-1204X | |
| | F-250 | 5.8L; Standard Cab; 2 Piece Driveshaft | Z | 6 | 5-1204X* | 5-7438X | 15-1204X | |
| | F-250 | 7.3L; Extended Cab; Auto Trans; 2 Piece Driveshaft | Z | 6 | 5-1204X* | 5-7438X | 15-1204X | |
| | F-250 | 7.3L; Standard Cab; Auto Trans; 2 Piece Driveshaft | Z | 6 | 5-1204X* | 5-7438X | 15-1204X | |
| | F-250 | 7.5L; Extended Cab; Auto Trans; 2 Piece Driveshaft | Z | 6 | 5-1204X* | 5-7438X | 15-1204X | |
| | F-250 | 7.5L; Standard Cab; Auto Trans; 2 Piece Driveshaft | Z | 6 | 5-1204X* | 5-7438X | 15-1204X | |
| | 1996 | F-250 | Crew Cab; 1 Piece Driveshaft | Y | 2,3 | 5-1204X* | 5-7438X | 15-1204X |
| | | F-250 | 4.9L; Crew Cab; 1 Piece Driveshaft; w/ U-Bolts | Y | 4 | 5-1204X* | 5-7438X | 15-1204X |
| | | F-250 | 4.9L; Crew Cab; 1 Piece Driveshaft; w/o U-Bolts | Y | 4 | 5-213X* | 5-1330-1X* 5-1330X** | 15-213X |
| | | F-250 | 5.0L; Crew Cab; 1 Piece Driveshaft; w/ U-Bolts | Y | 4 | 5-1204X* | 5-7438X | 15-1204X |
| F-250 | | 5.0L; Crew Cab; 1 Piece Driveshaft; w/o U-Bolts | Y | 4 | 5-213X* | 5-1330-1X* 5-1330X** | 15-213X | |
| F-250 | | 5.8L; Crew Cab; 1 Piece Driveshaft; w/ U-Bolts | Y | 4 | 5-1204X* | 5-7438X | 15-1204X | |
| F-250 | | 5.8L; Crew Cab; 1 Piece Driveshaft; w/o U-Bolts | Y | 4 | 5-213X* | 5-1330-1X* 5-1330X** | 15-213X | |
| F-250 | | 7.3L; Crew Cab; Auto Trans; 1 Piece Driveshaft; w/ U-Bolts | Y | 4 | 5-1204X* | 5-7438X | 15-1204X | |
| F-250 | | 7.3L; Crew Cab; Auto Trans; 1 Piece Driveshaft; w/o U-Bolts | Y | 4 | 5-213X* | 5-1330-1X* 5-1330X** | 15-213X | |
| F-250 | | 7.5L; Crew Cab; Auto Trans; 1 Piece Driveshaft; w/ U-Bolts | Y | 4 | 5-1204X* | 5-7438X | 15-1204X | |
| F-250 | | 7.5L; Crew Cab; Auto Trans; 1 Piece Driveshaft; w/o U-Bolts | Y | 4 | 5-213X* | 5-1330-1X* 5-1330X** | 15-213X | |
| F-250 | | 7.3L; Crew Cab; Standard Trans; 1 Piece Driveshaft | Y | 4,5 | 5-178X* | 5-1350-1X* 5-1350X** | 15-178X | |
| F-250 | | 7.5L; Crew Cab; Standard Trans; 1 Piece Driveshaft | Y | 4,5 | 5-178X* | 5-1350-1X* 5-1350X** | 15-178X | |
| F-250 | | 4.9L; Crew Cab; 1 Piece Driveshaft | Y | 5 | 5-1204X* | 5-7438X | 15-1204X | |

* GREASEABLE ** NON-GREASEABLE



Ford (Cont'd)

| Year | Model | Description | Fig. | Location | Spicer Part # | SPL Part # | SVL Part # |
|-----------|--|--|------|----------|---------------|-------------------------|------------|
| 1996 | F-250 | 5.0L; Crew Cab; 1 Piece Driveshaft | Y | 5 | 5-1204X* | 5-7438X | 15-1204X |
| | F-250 | 5.8L; Crew Cab; 1 Piece Driveshaft | Y | 5 | 5-1204X* | 5-7438X | 15-1204X |
| | F-250 | 7.3L; Crew Cab; Auto Trans; 1 Piece Driveshaft | Y | 5 | 5-1204X* | 5-7438X | 15-1204X |
| | F-250 | 7.5L; Crew Cab; Auto Trans; 1 Piece Driveshaft | Y | 5 | 5-1204X* | 5-7438X | 15-1204X |
| | F-250 | Crew Cab; 2 Piece Driveshaft | Z | 2,3 | 5-1204X* | 5-7438X | 15-1204X |
| | F-250 | 4.9L; Crew Cab; 2 Piece Driveshaft; w/ U-Bolts | Z | 4 | 5-1204X* | 5-7438X | 15-1204X |
| | F-250 | 4.9L; Crew Cab; 2 Piece Driveshaft; w/o U-Bolts | Z | 4 | 5-213X* | 5-1330-1X* 5-1330X** | 15-213X |
| | F-250 | 5.0L; Crew Cab; 2 Piece Driveshaft; w/ U-Bolts | Z | 4 | 5-1204X* | 5-7438X | 15-1204X |
| | F-250 | 5.0L; Crew Cab; 2 Piece Driveshaft; w/o U-Bolts | Z | 4 | 5-213X* | 5-1330-1X* 5-1330X** | 15-213X |
| | F-250 | 5.8L; Crew Cab; 2 Piece Driveshaft; w/ U-Bolts | Z | 4 | 5-1204X* | 5-7438X | 15-1204X |
| | F-250 | 5.8L; Crew Cab; 2 Piece Driveshaft; w/o U-Bolts | Z | 4 | 5-213X* | 5-1330-1X* 5-1330X** | 15-213X |
| | F-250 | 7.3L; Crew Cab; Auto Trans; 2 Piece Driveshaft; w/ U-Bolts | Z | 4 | 5-1204X* | 5-7438X | 15-1204X |
| | F-250 | 7.3L; Crew Cab; Auto Trans; 2 Piece Driveshaft; w/o U-Bolts | Z | 4 | 5-213X* | 5-1330-1X* 5-1330X** | 15-213X |
| | F-250 | 7.5L; Crew Cab; Auto Trans; 2 Piece Driveshaft; w/ U-Bolts | Z | 4 | 5-1204X* | 5-7438X | 15-1204X |
| | F-250 | 7.5L; Crew Cab; Auto Trans; 2 Piece Driveshaft; w/o U-Bolts | Z | 4 | 5-213X* | 5-1330-1X* 5-1330X** | 15-213X |
| | F-250 | 7.3L; Crew Cab; Standard Trans; 2 Piece Driveshaft | Z | 4,6 | 5-178X* | 5-1350-1X* 5-1350X** | 15-178X |
| | F-250 | 7.5L; Crew Cab; Standard Trans; 2 Piece Driveshaft | Z | 4,6 | 5-178X* | 5-1350-1X* 5-1350X** | 15-178X |
| | F-250 | 4.9L; Crew Cab; 2 Piece Driveshaft | Z | 6 | 5-1204X* | 5-7438X | 15-1204X |
| | F-250 | 5.0L; Crew Cab; 2 Piece Driveshaft | Z | 6 | 5-1204X* | 5-7438X | 15-1204X |
| | F-250 | 5.8L; Crew Cab; 2 Piece Driveshaft | Z | 6 | 5-1204X* | 5-7438X | 15-1204X |
| F-250 | 7.3L; Crew Cab; Auto Trans; 2 Piece Driveshaft | Z | 6 | 5-1204X* | 5-7438X | 15-1204X | |
| F-250 | 7.5L; Crew Cab; Auto Trans; 2 Piece Driveshaft | Z | 6 | 5-1204X* | 5-7438X | 15-1204X | |
| 1997-1998 | F-250 | w/ Standard 3850 lb. Axle; w/ Inside Snap Rings | Y | 1 | 5-3226X | 5-760X** | |
| | F-250 | w/o H/D | Y | 2,3 | 5-213X* | 5-1330-1X* 5-1330X** | 15-213X |
| | F-250 | w/o H/D | Y | 4,5 | 5-178X* | 5-1350-1X* 5-1350X** | 15-178X |
| 1999 | F-250 | Standard Duty | Y | 2,3 | 5-213X* | 5-1330-1X* 5-1330X** | 15-213X |
| | F-250 | | Y | 4,5 | 5-178X* | 5-1350-1X* 5-1350X** | 15-178X |
| 1999-2003 | F-250 Super Duty | 7.3L; Crew Cab; 1 Piece Driveshaft; w/ 4.188" O.D. Yoke | I | 5 | 5-160X* | 5-1410-1X* 5-1410X** | 15-160X |
| | F-250 Super Duty | 6.8L; Extended Cab; 96.0" Bed; 1 Piece Driveshaft; w/ 4.188" O.D. Yoke | I | 5,6 | 5-160X* | 5-1410-1X* 5-1410X** | 15-160X |
| | F-250 Super Duty | 7.3L; Extended Cab; 96.0" Bed; 1 Piece Driveshaft; w/ 4.188" O.D. Yoke | I | 5,6 | 5-160X* | 5-1410-1X* 5-1410X** | 15-160X |

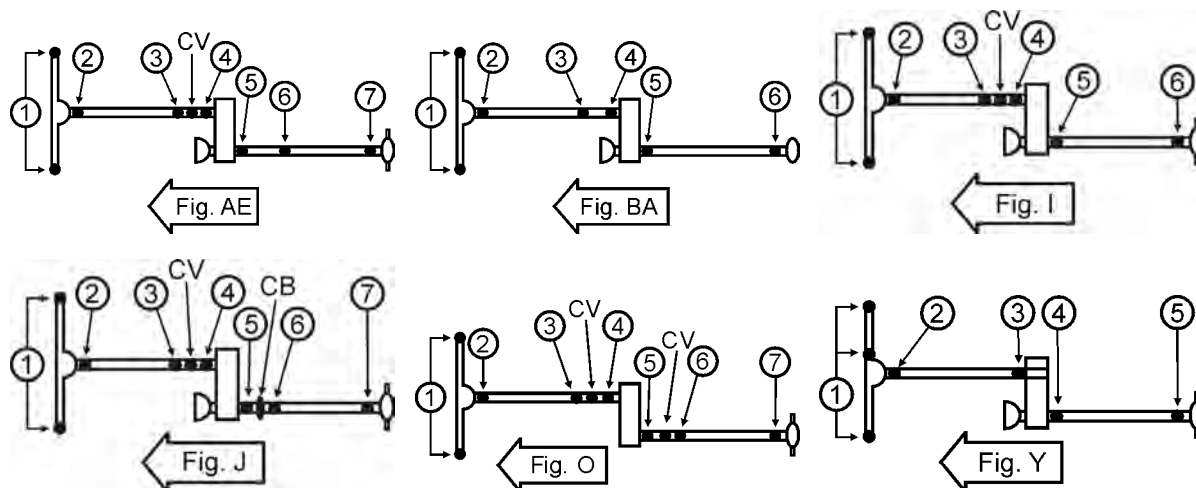
* GREASEABLE ** NON-GREASEABLE

4
W
D

Ford (Cont'd)

| Year | Model | Description | Fig. | Location | Spicer Part # | SPL Part # | SVL Part # |
|-----------|------------------|--|------|----------|---------------|-------------------------|------------|
| 1999-2003 | F-250 Super Duty | 7.3L; Crew Cab; 2 Piece Driveshaft; w/ 4.188" O.D. Yoke | J | 5,6 | 5-160X* | 5-1410-1X* 5-1410X** | 15-160X |
| | F-250 Super Duty | 7.3L; Extended Cab; 96.0" Bed; 2 Piece Driveshaft; w/ 4.188" O.D. Yoke | J | 5,6,7 | 5-160X* | 5-1410-1X* 5-1410X** | 15-160X |
| | F-250 Super Duty | 7.3L; Extended Cab; 81.0" Bed; 2 Piece Driveshaft; w/ 4.188" O.D. Yoke | 0 | 7 | 5-160X* | 5-1410-1X* 5-1410X** | 15-160X |
| | F-250 Super Duty | 7.3L; Standard Cab; 2 Piece Driveshaft; w/ 4.188" O.D. Yoke | 0 | 7 | 5-160X* | 5-1410-1X* 5-1410X** | 15-160X |
| 1999-2004 | F-250 Super Duty | 1 Piece Driveshaft; w/ 3.625" O.D. Yoke | I | 2,3,4 | 5-178X* | 5-1350-1X* 5-1350X** | 15-178X |
| | F-250 Super Duty | 5.4L; Crew Cab; 1 Piece Driveshaft; w/ 3.625" O.D. Yoke | I | 5 | 5-178X* | 5-1350-1X* 5-1350X** | 15-178X |
| | F-250 Super Duty | 6.8L; Crew Cab; 1 Piece Driveshaft; w/ 4.188" O.D. Yoke | I | 5 | 5-160X* | 5-1410-1X* 5-1410X** | 15-160X |
| | F-250 Super Duty | 5.4L; Extended Cab; 96.0" Bed; 1 Piece Driveshaft; w/ 3.625" O.D. Yoke | I | 5,6 | 5-178X* | 5-1350-1X* 5-1350X** | 15-178X |
| | F-250 Super Duty | 2 Piece Driveshaft; w/ 3.625" O.D. Yoke | J | 2,3,4 | 5-178X* | 5-1350-1X* 5-1350X** | 15-178X |
| | F-250 Super Duty | 5.4L; Crew Cab; 2 Piece Driveshaft; w/ 3.625" O.D. Yoke | J | 5,6 | 5-178X* | 5-1350-1X* 5-1350X** | 15-178X |
| | F-250 Super Duty | 6.8L; Crew Cab; 2 Piece Driveshaft; w/ 4.188" O.D. Yoke | J | 5,6 | 5-160X* | 5-1410-1X* 5-1410X** | 15-160X |
| | F-250 Super Duty | 5.4L; Extended Cab; 96.0" Bed; 2 Piece Driveshaft; w/ 3.625" O.D. Yoke | J | 5,6,7 | 5-178X* | 5-1350-1X* 5-1350X** | 15-178X |
| | F-250 Super Duty | 6.8L; Extended Cab; 96.0" Bed; 2 Piece Driveshaft; w/ 4.188" O.D. Yoke | J | 5,6,7 | 5-160X* | 5-1410-1X* 5-1410X** | 15-160X |
| | F-250 Super Duty | 5.4L; Extended Cab; 81.0" Bed; 2 Piece Driveshaft; w/ 3.625" O.D. Yoke | 0 | 5,6,7 | 5-178X* | 5-1350-1X* 5-1350X** | 15-178X |
| | F-250 Super Duty | 5.4L; Standard Cab; 2 Piece Driveshaft; w/ 3.625" O.D. Yoke | 0 | 5,6,7 | 5-178X* | 5-1350-1X* 5-1350X** | 15-178X |
| | F-250 Super Duty | 6.8L; Extended Cab; 81.0" Bed; 2 Piece Driveshaft; w/ 4.188" O.D. Yoke | 0 | 7 | 5-160X* | 5-1410-1X* 5-1410X** | 15-160X |
| | F-250 Super Duty | 6.8L; Standard Cab; 2 Piece Driveshaft; w/ 4.188" O.D. Yoke | 0 | 7 | 5-160X* | 5-1410-1X* 5-1410X** | 15-160X |
| 2004 | F-250 Super Duty | 6.0L; Crew Cab; 1 Piece Driveshaft; w/ 3.625" O.D. Yoke | I | 5 | 5-178X* | 5-1350-1X* 5-1350X** | 15-178X |
| | F-250 Super Duty | 6.8L; Extended Cab; 96.0" Bed; 1 Piece Driveshaft; w/ 4.188" O.D. Yoke | I | 5 | 5-160X* | 5-1410-1X* 5-1410X** | 15-160X |
| | F-250 Super Duty | 6.0L; Extended Cab; 96.0" Bed; 1 Piece Driveshaft; w/ 3.625" O.D. Yoke | I | 5,6 | 5-178X* | 5-1350-1X* 5-1350X** | 15-178X |
| | F-250 Super Duty | 6.0L; Crew Cab; 2 Piece Driveshaft; w/ 3.625" O.D. Yoke | J | 5,6 | 5-178X* | 5-1350-1X* 5-1350X** | 15-178X |
| | F-250 Super Duty | 6.0L; Extended Cab; 96.0" Bed; 2 Piece Driveshaft; w/ 3.625" O.D. Yoke | J | 5,6,7 | 5-178X* | 5-1350-1X* 5-1350X** | 15-178X |
| | F-250 Super Duty | 6.0L; Extended Cab; 81.0" Bed; 2 Piece Driveshaft; w/ 3.625" O.D. Yoke | 0 | 5,6,7 | 5-178X* | 5-1350-1X* 5-1350X** | 15-178X |
| | F-250 Super Duty | 6.0L; Standard Cab; 2 Piece Driveshaft; w/ 3.625" O.D. Yoke | 0 | 5,6,7 | 5-178X* | 5-1350-1X* 5-1350X** | 15-178X |
| 2005-2010 | F-250 Super Duty | 2 Piece Driveshaft; w/ Double Cardan CV Joint | 0 | 5,6 | 5-178X* | 5-1350-1X* 5-1350X** | 15-178X |
| | F-250 Super Duty | 2 Piece Driveshaft; w/ Double Cardan CV Joint | 0 | 7 | 5-160X* | 5-1410-1X* 5-1410X** | 15-160X |
| 2005-2013 | F-250 Super Duty | 2 Piece Driveshaft | AE | 1 | | SPL55-3X** SPL55-4X* | |
| | F-250 Super Duty | 2 Piece Driveshaft | AE | 2,5,6,7 | 5-160X* | 5-1410-1X* 5-1410X** | 15-160X |
| | F-250 Super Duty | 1 Piece Driveshaft | BA | 1 | | SPL55-3X** SPL55-4X* | |
| | F-250 Super Duty | 1 Piece Driveshaft | BA | 2,5,6 | 5-160X* | 5-1410-1X* 5-1410X** | 15-160X |
| 2016 | F-250 Super Duty | V8 6.2L; 1 Piece Driveshaft | I | 1 | | SPL55-3X** SPL55-4X* | |
| | F-250 Super Duty | V8 6.7L; 1 Piece Driveshaft | I | 1 | | SPL55-3X** SPL55-4X* | |

* GREASEABLE ** NON-GREASEABLE



Ford (Cont'd)

| Year | Model | Description | Fig. | Location | Spicer Part # | SPL Part # | SVL Part # |
|-----------|------------------|-----------------------------|------|----------|---------------|-------------------------|------------|
| 2016 | F-250 Super Duty | V8 6.2L; 1 Piece Driveshaft | I | 2,5,6 | 5-160X* | 5-1410-1X* 5-1410X** | 15-160X |
| | F-250 Super Duty | V8 6.7L; 1 Piece Driveshaft | I | 2,5,6 | 5-160X* | 5-1410-1X* 5-1410X** | 15-160X |
| | F-250 Super Duty | V8 6.2L; 2 Piece Driveshaft | J | 1 | | SPL55-3X** SPL55-4X* | |
| | F-250 Super Duty | V8 6.7L; 2 Piece Driveshaft | J | 1 | | SPL55-3X** SPL55-4X* | |
| | F-250 Super Duty | V8 6.2L; 2 Piece Driveshaft | J | 2,5,6,7 | 5-160X* | 5-1410-1X* 5-1410X** | 15-160X |
| | F-250 Super Duty | V8 6.7L; 2 Piece Driveshaft | J | 2,5,6,7 | 5-160X* | 5-1410-1X* 5-1410X** | 15-160X |
| 2017 | F-250 Super Duty | 1 Piece Driveshaft | I | 1 | | SPL55-3X** SPL55-4X* | |
| | F-250 Super Duty | 1 Piece Driveshaft | I | 2,5,6 | 5-160X* | 5-1410-1X* 5-1410X** | 15-160X |
| | F-250 Super Duty | 2 Piece Driveshaft | J | 1 | | SPL55-3X** SPL55-4X* | |
| | F-250 Super Duty | 2 Piece Driveshaft | J | 2,5,6,7 | 5-160X* | 5-1410-1X* 5-1410X** | 15-160X |
| 1979 | F-350 | | J | 1 | | SPL55-3X** SPL55-4X* | |
| | F-350 | | J | 2 | 5-1204X* | 5-7438X | 15-1204X |
| | F-350 | | J | 3,4 | 5-213X* | 5-1330-1X* 5-1330X** | 15-213X |
| | F-350 | Extended Cab | J | 5 | 5-213X* | 5-1330-1X* 5-1330X** | 15-213X |
| | F-350 | Standard Cab | J | 5 | 5-213X* | 5-1330-1X* 5-1330X** | 15-213X |
| | F-350 | Crew Cab | J | 5,6 | 5-213X* | 5-1330-1X* 5-1330X** | 15-213X |
| | F-350 | Crew Cab | J | 7 | 5-1204X* | 5-7438X | 15-1204X |
| | F-350 | Extended Cab | J | 7 | 5-1204X* | 5-7438X | 15-1204X |
| | F-350 | Standard Cab | J | 7 | 5-1204X* | 5-7438X | 15-1204X |
| 1980-1981 | F-350 | w/ Inside Snap Rings | Y | 1 | 5-3226X | 5-760X** | |
| | F-350 | w/ Outside Snap Rings | Y | 1 | 5-178X* | 5-1350-1X* 5-1350X** | 15-178X |
| | F-350 | | Y | 2 | 5-213X* | 5-1330-1X* 5-1330X** | 15-213X |
| | F-350 | | Y | 3 | 5-1204X* | 5-7438X | 15-1204X |
| | F-350 | | Y | 4 | 5-213X* | 5-1330-1X* 5-1330X** | 15-213X |
| | F-350 | | Y | 5 | 5-1204X* | 5-7438X | 15-1204X |

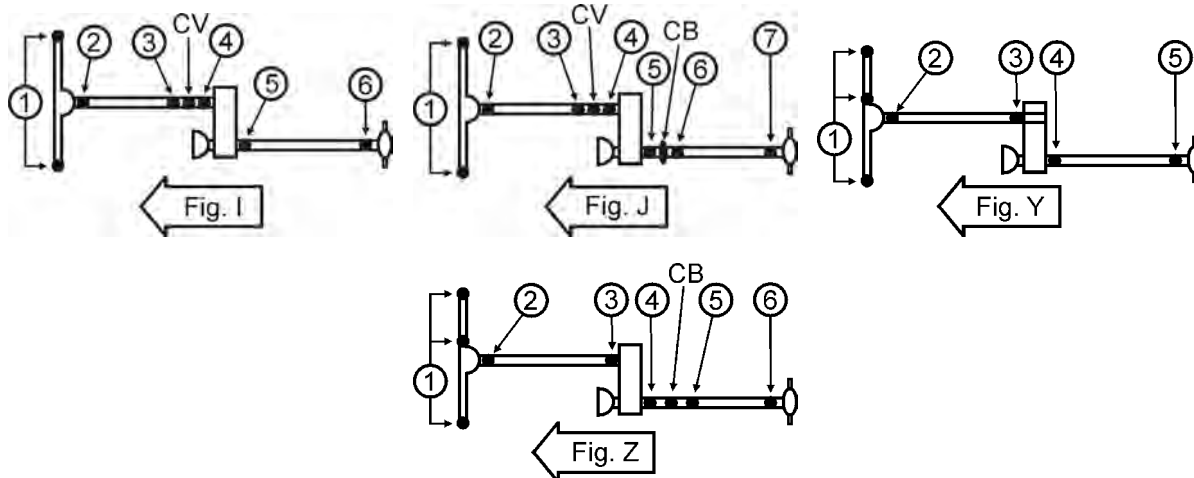
* GREASEABLE ** NON-GREASEABLE

4
W
D

Ford (Cont'd)

| Year | Model | Description | Fig. | Location | Spicer Part # | SPL Part # | SVL Part # |
|-----------|-------|---|------|----------|---------------|-------------------------|------------|
| 1982 | F-350 | | Y | 1 | 5-178X* | 5-1350-1X* 5-1350X** | 15-178X |
| | F-350 | | Y | 2,3 | 5-1204X* | 5-7438X | 15-1204X |
| 1983-1984 | F-350 | Standard Cab | Y | 4,5 | 5-1204X* | 5-7438X | 15-1204X |
| | F-350 | 1 Piece Driveshaft | Y | 1 | 5-178X* | 5-1350-1X* 5-1350X** | 15-178X |
| | F-350 | 1 Piece Driveshaft | Y | 2,3 | 5-1204X* | 5-7438X | 15-1204X |
| | F-350 | Crew Cab; 1 Piece Driveshaft | Y | 4,5 | 5-1204X* | 5-7438X | 15-1204X |
| | F-350 | Standard Cab; 1 Piece Driveshaft | Y | 4,5 | 5-1204X* | 5-7438X | 15-1204X |
| | F-350 | 2 Piece Driveshaft | Z | 1 | 5-178X* | 5-1350-1X* 5-1350X** | 15-178X |
| | F-350 | 2 Piece Driveshaft | Z | 2,3 | 5-1204X* | 5-7438X | 15-1204X |
| | F-350 | Crew Cab; 2 Piece Driveshaft | Z | 4 | 5-1204X* | 5-7438X | 15-1204X |
| | F-350 | Standard Cab; 2 Piece Driveshaft | Z | 4,6 | 5-1204X* | 5-7438X | 15-1204X |
| | F-350 | Crew Cab; 2 Piece Driveshaft | Z | 5 | 5-213X* | 5-1330-1X* 5-1330X** | 15-213X |
| | F-350 | Crew Cab; 2 Piece Driveshaft | Z | 6 | 5-1204X* | 5-7438X | 15-1204X |
| 1985 | F-350 | 1 Piece Driveshaft; w/ 2-Joint Moonbeam Front Axle | I | 1 | | SPL55-3X** SPL55-4X* | |
| | F-350 | 1 Piece Driveshaft; w/ 2-Joint Moonbeam Front Axle | I | 2 | 5-1204X* | 5-7438X | 15-1204X |
| | F-350 | 1 Piece Driveshaft; w/ 2-Joint Moonbeam Front Axle | I | 3,4 | 5-213X* | 5-1330-1X* 5-1330X** | 15-213X |
| | F-350 | 2 Piece Driveshaft; w/ 2-Joint Moonbeam Front Axle | J | 1 | | SPL55-3X** SPL55-4X* | |
| | F-350 | 2 Piece Driveshaft; w/ 2-Joint Moonbeam Front Axle | J | 2 | 5-1204X* | 5-7438X | 15-1204X |
| | F-350 | 2 Piece Driveshaft; w/ 2-Joint Moonbeam Front Axle | J | 3,4 | 5-213X* | 5-1330-1X* 5-1330X** | 15-213X |
| | F-350 | 2 Piece Driveshaft; w/ 3-Joint IFS Front Axle | Z | 1 | 5-178X* | 5-1350-1X* 5-1350X** | 15-178X |
| | F-350 | 2 Piece Driveshaft; w/ 3-Joint IFS Front Axle | Z | 2,3 | 5-1204X* | 5-7438X | 15-1204X |
| 1985-1986 | F-350 | Crew Cab; 1 Piece Driveshaft | I | 5,6 | 5-1204X* | 5-7438X | 15-1204X |
| | F-350 | Standard Cab; 1 Piece Driveshaft | I | 5,6 | 5-1204X* | 5-7438X | 15-1204X |
| | F-350 | Crew Cab; 2 Piece Driveshaft | J | 5 | 5-1204X* | 5-7438X | 15-1204X |
| | F-350 | Standard Cab; 2 Piece Driveshaft | J | 5,7 | 5-1204X* | 5-7438X | 15-1204X |
| | F-350 | Crew Cab; 2 Piece Driveshaft | J | 6 | 5-213X* | 5-1330-1X* 5-1330X** | 15-213X |
| | F-350 | Crew Cab; 2 Piece Driveshaft | J | 7 | 5-1204X* | 5-7438X | 15-1204X |
| 1986-1997 | F-350 | 2 Piece Driveshaft | J | 1 | | SPL55-3X** SPL55-4X* | |
| 1987 | F-350 | Crew Cab; 3 Speed; 2 Piece Driveshaft; w/ Full Time Transfer Case | J | 5 | 5-1204X* | 5-7438X | 15-1204X |
| | F-350 | Crew Cab; 4 Speed; 2 Piece Driveshaft; w/ Full Time Transfer Case | J | 5 | 5-1204X* | 5-7438X | 15-1204X |
| | F-350 | Standard Cab; 3 Speed; 2 Piece Driveshaft; w/ Part Time Transfer Case | J | 5 | 5-213X* | 5-1330-1X* 5-1330X** | 15-213X |
| | F-350 | Standard Cab; 4 Speed; 2 Piece Driveshaft; w/ Part Time Transfer Case | J | 5 | 5-213X* | 5-1330-1X* 5-1330X** | 15-213X |
| | F-350 | Crew Cab; 3 Speed; 2 Piece Driveshaft; w/ Part Time Transfer Case | J | 5,6 | 5-213X* | 5-1330-1X* 5-1330X** | 15-213X |
| | F-350 | Crew Cab; 4 Speed; 2 Piece Driveshaft; w/ Part Time Transfer Case | J | 5,6 | 5-213X* | 5-1330-1X* 5-1330X** | 15-213X |
| | F-350 | Standard Trans; 5 Speed; 2 Piece Driveshaft | J | 5,6,7 | 5-178X* | 5-1350-1X* 5-1350X** | 15-178X |
| | F-350 | Standard Cab; 3 Speed; 2 Piece Driveshaft; w/ Full Time Transfer Case | J | 5,7 | 5-1204X* | 5-7438X | 15-1204X |
| | F-350 | Standard Cab; 4 Speed; 2 Piece Driveshaft; w/ Full Time Transfer Case | J | 5,7 | 5-1204X* | 5-7438X | 15-1204X |
| | F-350 | Crew Cab; 3 Speed; 2 Piece Driveshaft; w/ Full Time Transfer Case | J | 6 | 5-213X* | 5-1330-1X* 5-1330X** | 15-213X |
| | F-350 | Crew Cab; 4 Speed; 2 Piece Driveshaft; w/ Full Time Transfer Case | J | 6 | 5-213X* | 5-1330-1X* 5-1330X** | 15-213X |

* GREASEABLE ** NON-GREASEABLE



Ford (Cont'd)

| Year | Model | Description | Fig. | Location | Spicer Part # | SPL Part # | SVL Part # |
|-----------|-------|---|------|----------|---------------|-------------------------|------------|
| 1987 | F-350 | Crew Cab; 3 Speed; 2 Piece Driveshaft; w/ Full Time Transfer Case | J | 7 | 5-1204X* | 5-7438X | 15-1204X |
| | F-350 | Crew Cab; 3 Speed; 2 Piece Driveshaft; w/ Part Time Transfer Case | J | 7 | 5-1204X* | 5-7438X | 15-1204X |
| | F-350 | Crew Cab; 4 Speed; 2 Piece Driveshaft; w/ Full Time Transfer Case | J | 7 | 5-1204X* | 5-7438X | 15-1204X |
| | F-350 | Crew Cab; 4 Speed; 2 Piece Driveshaft; w/ Part Time Transfer Case | J | 7 | 5-1204X* | 5-7438X | 15-1204X |
| | F-350 | Standard Cab; 3 Speed; 2 Piece Driveshaft; w/ Part Time Transfer Case | J | 7 | 5-1204X* | 5-7438X | 15-1204X |
| | F-350 | Standard Cab; 4 Speed; 2 Piece Driveshaft; w/ Part Time Transfer Case | J | 7 | 5-1204X* | 5-7438X | 15-1204X |
| 1987-1993 | F-350 | 2 Piece Driveshaft; w/ Ford Axle; w/ Outside Snap Rings | J | 2 | 5-1204X* | 5-7438X | 15-1204X |
| | F-350 | 2 Piece Driveshaft; w/ Koyo CV; w/ Inside Snap Rings | J | 2 | 5-1204X* | 5-7438X | 15-1204X |
| | F-350 | 2 Piece Driveshaft; w/ Koyo CV; w/ Inside Snap Rings; Front CV | J | 3 | 5-3147X* | 5-795X** | 15-3147X |
| | F-350 | 2 Piece Driveshaft; w/ Ford Axle; w/ Outside Snap Rings | J | 3,4 | 5-213X* | 5-1330-1X* 5-1330X** | 15-213X |
| | F-350 | 2 Piece Driveshaft; w/ Koyo CV; w/ Inside Snap Rings; Rear CV | J | 4 | 5-212X* | 5-793X** | |
| 1988 | F-350 | 7.5L; 137.0" WB; Auto Trans; 1 Piece Driveshaft | I | 5 | 5-213X* | 5-1330-1X* 5-1330X** | 15-213X |
| | F-350 | 155.0" WB; 1 Piece Driveshaft | I | 5,6 | 5-178X* | 5-1350-1X* 5-1350X** | 15-178X |
| | F-350 | 7.5L; 137.0" WB; Standard Trans; 1 Piece Driveshaft | I | 5,6 | 5-178X* | 5-1350-1X* 5-1350X** | 15-178X |
| | F-350 | 7.5L; 137.0" WB; Auto Trans; 1 Piece Driveshaft | I | 6 | 5-1204X* | 5-7438X | 15-1204X |
| | F-350 | 7.5L; 137.0" WB; Auto Trans; 2 Piece Driveshaft | J | 5 | 5-213X* | 5-1330-1X* 5-1330X** | 15-213X |
| | F-350 | 155.0" WB; 2 Piece Driveshaft | J | 5,7 | 5-178X* | 5-1350-1X* 5-1350X** | 15-178X |
| | F-350 | 7.5L; 137.0" WB; Standard Trans; 2 Piece Driveshaft | J | 5,7 | 5-178X* | 5-1350-1X* 5-1350X** | 15-178X |
| | F-350 | 7.5L; 137.0" WB; Auto Trans; 2 Piece Driveshaft | J | 7 | 5-1204X* | 5-7438X | 15-1204X |
| 1988-1993 | F-350 | 1 Piece Driveshaft; w/ Ford Axle; w/ Outside Snap Rings | I | 2 | 5-1204X* | 5-7438X | 15-1204X |
| | F-350 | 1 Piece Driveshaft; w/ Koyo CV; w/ Inside Snap Rings | I | 2 | 5-1204X* | 5-7438X | 15-1204X |
| | F-350 | 1 Piece Driveshaft; w/ Koyo CV; w/ Inside Snap Rings; Front CV | I | 3 | 5-3147X* | 5-795X** | 15-3147X |

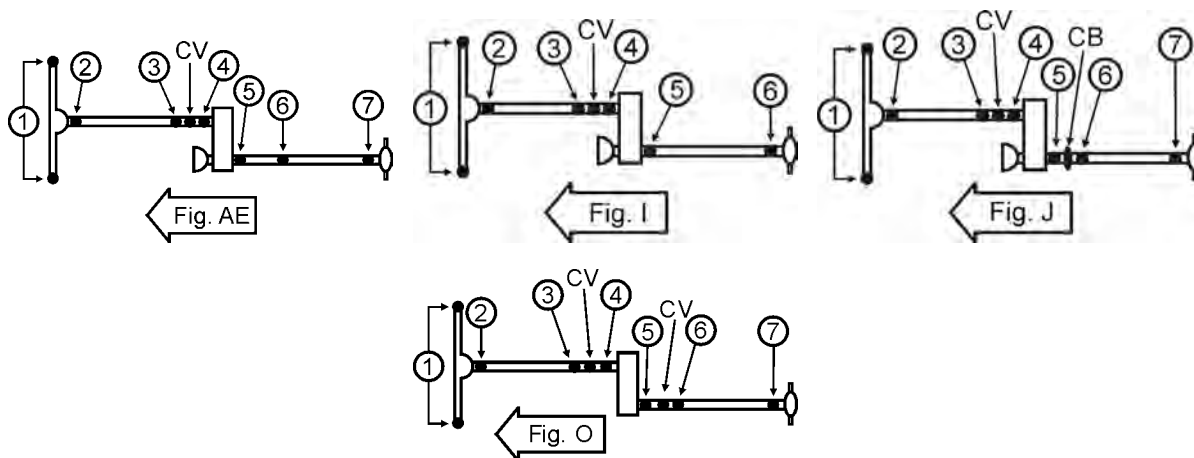
* GREASEABLE ** NON-GREASEABLE

4
W
D

Ford (Cont'd)

| Year | Model | Description | Fig. | Location | Spicer Part # | SPL Part # | SVL Part # |
|-----------|-------|--|------|----------|---------------|-------------------------|------------|
| 1988-1993 | F-350 | 1 Piece Driveshaft; w/ Ford Axle; w/ Outside Snap Rings | I | 3,4 | 5-213X* | 5-1330-1X* 5-1330X** | 15-213X |
| | F-350 | 1 Piece Driveshaft; w/ Koyo CV; w/ Inside Snap Rings; Rear CV | I | 4 | 5-212X* | 5-793X** | |
| | F-350 | 133.0" WB; Auto Trans; 1 Piece Driveshaft | I | 5 | 5-213X* | 5-1330-1X* 5-1330X** | 15-213X |
| | F-350 | 5.8L; 133.0" WB; Standard Trans; 1 Piece Driveshaft | I | 5 | 5-213X* | 5-1330-1X* 5-1330X** | 15-213X |
| | F-350 | 7.3L; 133.0" WB; Standard Trans; 1 Piece Driveshaft | I | 5,6 | 5-178X* | 5-1350-1X* 5-1350X** | 15-178X |
| | F-350 | 7.5L; 133.0" WB; Standard Trans; 1 Piece Driveshaft | I | 5,6 | 5-178X* | 5-1350-1X* 5-1350X** | 15-178X |
| | F-350 | 133.0" WB; Auto Trans; 1 Piece Driveshaft | I | 6 | 5-1204X* | 5-7438X | 15-1204X |
| | F-350 | 5.8L; 133.0" WB; Standard Trans; 1 Piece Driveshaft | I | 6 | 5-1204X* | 5-7438X | 15-1204X |
| | F-350 | 133.0" WB; Auto Trans; 2 Piece Driveshaft | J | 5 | 5-213X* | 5-1330-1X* 5-1330X** | 15-213X |
| | F-350 | 5.8L; 133.0" WB; Standard Trans; 2 Piece Driveshaft | J | 5 | 5-213X* | 5-1330-1X* 5-1330X** | 15-213X |
| | F-350 | 7.3L; 133.0" WB; Standard Trans; 2 Piece Driveshaft | J | 5,7 | 5-178X* | 5-1350-1X* 5-1350X** | 15-178X |
| | F-350 | 7.5L; 133.0" WB; Standard Trans; 2 Piece Driveshaft | J | 5,7 | 5-178X* | 5-1350-1X* 5-1350X** | 15-178X |
| | F-350 | 133.0" WB; Auto Trans; 2 Piece Driveshaft | J | 7 | 5-1204X* | 5-7438X | 15-1204X |
| | F-350 | 5.8L; 133.0" WB; Standard Trans; 2 Piece Driveshaft | J | 7 | 5-1204X* | 5-7438X | 15-1204X |
| 1988-1997 | F-350 | 1 Piece Driveshaft | I | 1 | | SPL55-3X** SPL55-4X* | |
| | F-350 | 160.8" WB; 1 Piece Driveshaft | I | 5,6 | 5-178X* | 5-1350-1X* 5-1350X** | 15-178X |
| | F-350 | 168.4" WB; 1 Piece Driveshaft | I | 5,6 | 5-178X* | 5-1350-1X* 5-1350X** | 15-178X |
| | F-350 | 160.8" WB; 2 Piece Driveshaft | J | 5,6,7 | 5-178X* | 5-1350-1X* 5-1350X** | 15-178X |
| | F-350 | 168.4" WB; 2 Piece Driveshaft | J | 5,6,7 | 5-178X* | 5-1350-1X* 5-1350X** | 15-178X |
| 1989 | F-350 | 137.0" WB; Standard Trans; 5 Speed; 1 Piece Driveshaft | I | 5 | 5-213X* | 5-1330-1X* 5-1330X** | 15-213X |
| | F-350 | 137.0" WB; 3 Speed; 1 Piece Driveshaft | I | 5,6 | 5-178X* | 5-1350-1X* 5-1350X** | 15-178X |
| | F-350 | 137.0" WB; 4 Speed; 1 Piece Driveshaft | I | 5,6 | 5-178X* | 5-1350-1X* 5-1350X** | 15-178X |
| | F-350 | 137.0" WB; Standard Trans; 5 Speed; 1 Piece Driveshaft; w/ H/D | I | 6 | 5-1204X* | 5-7438X | 15-1204X |
| | F-350 | 137.0" WB; Standard Trans; 5 Speed; 2 Piece Driveshaft | J | 5 | 5-213X* | 5-1330-1X* 5-1330X** | 15-213X |
| | F-350 | 137.0" WB; 3 Speed; 2 Piece Driveshaft | J | 5,7 | 5-178X* | 5-1350-1X* 5-1350X** | 15-178X |
| | F-350 | 137.0" WB; 4 Speed; 2 Piece Driveshaft | J | 5,7 | 5-178X* | 5-1350-1X* 5-1350X** | 15-178X |
| | F-350 | 137.0" WB; Standard Trans; 5 Speed; 2 Piece Driveshaft; w/ H/D | J | 7 | 5-1204X* | 5-7438X | 15-1204X |
| 1990-1997 | F-350 | 137.0" WB; 1 Piece Driveshaft | I | 5,6 | 5-178X* | 5-1350-1X* 5-1350X** | 15-178X |
| | F-350 | 137.0" WB; 2 Piece Driveshaft | J | 5,7 | 5-178X* | 5-1350-1X* 5-1350X** | 15-178X |
| 1994-1997 | F-350 | 1 Piece Driveshaft | I | 2 | 5-1204X* | 5-7438X | 15-1204X |
| | F-350 | 1 Piece Driveshaft | I | 3,4 | 5-213X* | 5-1330-1X* 5-1330X** | 15-213X |
| | F-350 | 5.8L; 133.0" WB; 1 Piece Driveshaft | I | 5 | 5-213X* | 5-1330-1X* 5-1330X** | 15-213X |
| | F-350 | 7.3L; 133.0" WB; 1 Piece Driveshaft | I | 5,6 | 5-178X* | 5-1350-1X* 5-1350X** | 15-178X |

* GREASEABLE ** NON-GREASEABLE



Ford (Cont'd)

| Year | Model | Description | Fig. | Location | Spicer Part # | SPL Part # | SVL Part # |
|-----------|------------------|---|------|-----------|---------------|-------------------------|------------|
| 1994-1997 | F-350 | 7.5L; 133.0" WB; 1 Piece Driveshaft | I | 5,6 | 5-178X* | 5-1350-1X* 5-1350X** | 15-178X |
| | F-350 | 5.8L; 133.0" WB; 1 Piece Driveshaft | I | 6 | 5-1204X* | 5-7438X | 15-1204X |
| | F-350 | 2 Piece Driveshaft | J | 2 | 5-1204X* | 5-7438X | 15-1204X |
| | F-350 | 2 Piece Driveshaft | J | 3,4 | 5-213X* | 5-1330-1X* 5-1330X** | 15-213X |
| | F-350 | 5.8L; 133.0" WB; 2 Piece Driveshaft | J | 5 | 5-213X* | 5-1330-1X* 5-1330X** | 15-213X |
| | F-350 | 7.3L; 133.0" WB; 2 Piece Driveshaft | J | 5,7 | 5-178X* | 5-1350-1X* 5-1350X** | 15-178X |
| | F-350 | 7.5L; 133.0" WB; 2 Piece Driveshaft | J | 5,7 | 5-178X* | 5-1350-1X* 5-1350X** | 15-178X |
| | F-350 | 5.8L; 133.0" WB; 2 Piece Driveshaft | J | 7 | 5-1204X* | 5-7438X | 15-1204X |
| 1999-2004 | F-350 Super Duty | 2 Piece Driveshaft; w/ 3.625" O.D. Yoke | J | 2,3,4,5,6 | 5-178X* | 5-1350-1X* 5-1350X** | 15-178X |
| | F-350 Super Duty | 2 Piece Driveshaft; w/ 4.188" O.D. Yoke | J | 5,6 | 5-160X* | 5-1410-1X* 5-1410X** | 15-160X |
| | F-350 Super Duty | 2 Piece Driveshaft; w/ 3.625" O.D. Yoke; w/o Double Cardan CV Joint | J | 7 | 5-178X* | 5-1350-1X* 5-1350X** | 15-178X |
| | F-350 Super Duty | 2 Piece Driveshaft; w/ 4.188" O.D. Yoke; w/o Double Cardan CV Joint | J | 7 | 5-160X* | 5-1410-1X* 5-1410X** | 15-160X |
| | F-350 Super Duty | 2 Piece Driveshaft; w/ 3.625" O.D. Yoke | O | 5,6 | 5-178X* | 5-1350-1X* 5-1350X** | 15-178X |
| | F-350 Super Duty | 2 Piece Driveshaft; w/ 4.188" O.D. Yoke | O | 5,6 | 5-160X* | 5-1410-1X* 5-1410X** | 15-160X |
| | F-350 Super Duty | 2 Piece Driveshaft; w/ 3.625" O.D. Yoke; w/ Double Cardan CV Joint | O | 7 | 5-178X* | 5-1350-1X* 5-1350X** | 15-178X |
| | F-350 Super Duty | 2 Piece Driveshaft; w/ 4.188" O.D. Yoke; w/ Double Cardan CV Joint | O | 7 | 5-160X* | 5-1410-1X* 5-1410X** | 15-160X |
| 2005 | F-350 Super Duty | Cab & Chassis; 2 Piece Driveshaft; w/ 4.188" O.D. Yoke | AE | 5,7 | 5-160X* | 5-1410-1X* 5-1410X** | 15-160X |
| 2005-2006 | F-350 Super Duty | 2 Piece Driveshaft | AE | 2 | 5-178X* | 5-1350-1X* 5-1350X** | 15-178X |
| | F-350 Super Duty | Extended Cab; 2 Piece Driveshaft; w/ 4.188" O.D. Yoke | AE | 5 | 5-160X* | 5-1410-1X* 5-1410X** | 15-160X |
| | F-350 Super Duty | Standard Cab; 2 Piece Driveshaft; w/ 4.188" O.D. Yoke | AE | 5 | 5-160X* | 5-1410-1X* 5-1410X** | 15-160X |
| | F-350 Super Duty | 2 Piece Driveshaft; w/ 4.188" O.D. Yoke | AE | 6 | 5-160X* | 5-1410-1X* 5-1410X** | 15-160X |
| | F-350 Super Duty | Extended Cab; 2 Piece Driveshaft; w/ 4.188" O.D. Yoke; w/o Double Cardan CV Joint | AE | 7 | 5-160X* | 5-1410-1X* 5-1410X** | 15-160X |
| | F-350 Super Duty | Standard Cab; 2 Piece Driveshaft; w/ 4.188" O.D. Yoke; w/o Double Cardan CV Joint | AE | 7 | 5-160X* | 5-1410-1X* 5-1410X** | 15-160X |
| | F-350 Super Duty | Extended Cab; 2 Piece Driveshaft; w/ 3.625" O.D. Yoke | O | 5,6 | 5-178X* | 5-1350-1X* 5-1350X** | 15-178X |

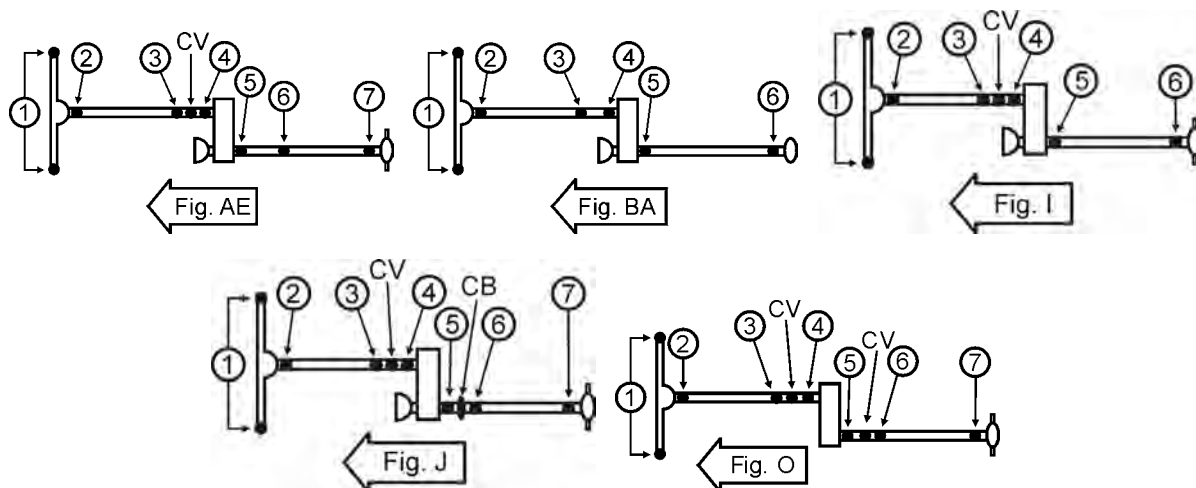
* GREASEABLE ** NON-GREASEABLE

4WD

Ford (Cont'd)

| Year | Model | Description | Fig. | Location | Spicer Part # | SPL Part # | SVL Part # | |
|------------------|------------------|--|--|----------|---------------|-------------------------|-------------------------|---------|
| 2005-2006 | F-350 Super Duty | Standard Cab; 2 Piece Driveshaft; w/ 3.625" O.D. Yoke | 0 | 5,6 | 5-178X* | 5-1350-1X* 5-1350X** | 15-178X | |
| | F-350 Super Duty | Extended Cab; 2 Piece Driveshaft; w/ 4.188" O.D. Yoke; w/ Double Cardan CV Joint | 0 | 7 | 5-160X* | 5-1410-1X* 5-1410X** | 15-160X | |
| | F-350 Super Duty | Standard Cab; 2 Piece Driveshaft; w/ 4.188" O.D. Yoke; w/ Double Cardan CV Joint | 0 | 7 | 5-160X* | 5-1410-1X* 5-1410X** | 15-160X | |
| 2005-2013 | F-350 Super Duty | 2 Piece Driveshaft | AE | 1 | | SPL55-3X** SPL55-4X* | | |
| | F-350 Super Duty | Crew Cab; 2 Piece Driveshaft; w/ 4.188" O.D. Yoke | AE | 5,7 | 5-160X* | 5-1410-1X* 5-1410X** | 15-160X | |
| 2007-2008 | F-350 Super Duty | Cab & Chassis; 2 Piece Driveshaft | AE | 2 | 5-178X* | 5-1350-1X* 5-1350X** | 15-178X | |
| | F-350 Super Duty | Crew Cab; 2 Piece Driveshaft | AE | 2 | 5-160X* | 5-1410-1X* 5-1410X** | 15-160X | |
| | F-350 Super Duty | Extended Cab; 2 Piece Driveshaft | AE | 2 | 5-160X* | 5-1410-1X* 5-1410X** | 15-160X | |
| | F-350 Super Duty | Standard Cab; 2 Piece Driveshaft | AE | 2 | 5-160X* | 5-1410-1X* 5-1410X** | 15-160X | |
| | F-350 Super Duty | Cab & Chassis; 1 Piece Driveshaft | BA | 2 | 5-178X* | 5-1350-1X* 5-1350X** | 15-178X | |
| | F-350 Super Duty | Crew Cab; 1 Piece Driveshaft | BA | 2 | 5-160X* | 5-1410-1X* 5-1410X** | 15-160X | |
| | F-350 Super Duty | Extended Cab; 1 Piece Driveshaft | BA | 2 | 5-160X* | 5-1410-1X* 5-1410X** | 15-160X | |
| | F-350 Super Duty | Standard Cab; 1 Piece Driveshaft | BA | 2 | 5-160X* | 5-1410-1X* 5-1410X** | 15-160X | |
| | 2007-2013 | F-350 Super Duty | Cab & Chassis; 2 Piece Driveshaft; w/ 4.188" O.D. Yoke | AE | 5,6,7 | 5-188X* | SPL55-1X* SPL55X** | 15-188X |
| F-350 Super Duty | | Extended Cab; 2 Piece Driveshaft; w/ 4.188" O.D. Yoke | AE | 5,7 | 5-160X* | 5-1410-1X* 5-1410X** | 15-160X | |
| F-350 Super Duty | | Standard Cab; 2 Piece Driveshaft; w/ 4.188" O.D. Yoke | AE | 5,7 | 5-160X* | 5-1410-1X* 5-1410X** | 15-160X | |
| F-350 Super Duty | | Crew Cab; Extended Cab; Standard Cab; 2 Piece Driveshaft; w/ 4.188" O.D. Yoke | AE | 6 | 5-160X* | 5-1410-1X* 5-1410X** | 15-160X | |
| F-350 Super Duty | | 1 Piece Driveshaft | BA | 1 | | SPL55-3X** SPL55-4X* | | |
| F-350 Super Duty | | Cab & Chassis; 1 Piece Driveshaft; w/ 4.188" O.D. Yoke | BA | 5,6 | 5-188X* | SPL55-1X* SPL55X** | 15-188X | |
| F-350 Super Duty | | Crew Cab; 1 Piece Driveshaft; w/ 4.188" O.D. Yoke | BA | 5,6 | 5-160X* | 5-1410-1X* 5-1410X** | 15-160X | |
| F-350 Super Duty | | Extended Cab; 1 Piece Driveshaft; w/ 4.188" O.D. Yoke | BA | 5,6 | 5-160X* | 5-1410-1X* 5-1410X** | 15-160X | |
| F-350 Super Duty | | Standard Cab; 1 Piece Driveshaft; w/ 4.188" O.D. Yoke | BA | 5,6 | 5-160X* | 5-1410-1X* 5-1410X** | 15-160X | |
| F-350 Super Duty | | Crew Cab; 2 Piece Driveshaft; CV at Trans; w/ 3.625" O.D. Yoke | 0 | 5,6 | 5-178X* | 5-1350-1X* 5-1350X** | 15-178X | |
| F-350 Super Duty | | Extended Cab; 2 Piece Driveshaft; CV at Trans; w/ 3.625" O.D. Yoke | 0 | 5,6 | 5-178X* | 5-1350-1X* 5-1350X** | 15-178X | |
| F-350 Super Duty | | Standard Cab; 2 Piece Driveshaft; CV at Trans; w/ 3.625" O.D. Yoke | 0 | 5,6 | 5-178X* | 5-1350-1X* 5-1350X** | 15-178X | |
| F-350 Super Duty | | Crew Cab; 2 Piece Driveshaft; CV at Trans; w/ 4.188" O.D. Yoke | 0 | 7 | 5-160X* | 5-1410-1X* 5-1410X** | 15-160X | |
| F-350 Super Duty | | Extended Cab; 2 Piece Driveshaft; CV at Trans; w/ 4.188" O.D. Yoke | 0 | 7 | 5-160X* | 5-1410-1X* 5-1410X** | 15-160X | |
| F-350 Super Duty | | Standard Cab; 2 Piece Driveshaft; CV at Trans; w/ 4.188" O.D. Yoke | 0 | 7 | 5-160X* | 5-1410-1X* 5-1410X** | 15-160X | |
| 2009-2013 | | F-350 Super Duty | 2 Piece Driveshaft | AE | 2 | 5-160X* | 5-1410-1X* 5-1410X** | 15-160X |
| | | F-350 Super Duty | 1 Piece Driveshaft | BA | 2 | 5-160X* | 5-1410-1X* 5-1410X** | 15-160X |
| 2014 | | F-350 Super Duty | Platinum; 1 Piece Driveshaft; Dual Rear Wheels | I | 5,6 | 5-160X* | 5-1410-1X* 5-1410X** | 15-160X |
| | | F-350 Super Duty | XL; Crew Cab; 137.0in WB; 1 Piece Driveshaft; Dual Rear Wheels | I | 5,6 | 5-160X* | 5-1410-1X* 5-1410X** | 15-160X |

* GREASEABLE ** NON-GREASEABLE



Ford (Cont'd)

| Year | Model | Description | Fig. | Location | Spicer Part # | SPL Part # | SVL Part # |
|------------------|--|---|------|----------|-------------------------|-------------------------|------------|
| 2014 | F-350 Super Duty | XL; Extended Cab; 137.0in WB; 1 Piece Driveshaft; Dual Rear Wheels | I | 5,6 | 5-160X* | 5-1410-1X* 5-1410X** | 15-160X |
| | F-350 Super Duty | XL; Standard Cab; 137.0in WB; 1 Piece Driveshaft; Dual Rear Wheels | I | 5,6 | 5-160X* | 5-1410-1X* 5-1410X** | 15-160X |
| | F-350 Super Duty | XLT; Crew Cab; 137.0in WB; 1 Piece Driveshaft; Dual Rear Wheels | I | 5,6 | 5-160X* | 5-1410-1X* 5-1410X** | 15-160X |
| | F-350 Super Duty | XLT; Extended Cab; 137.0in WB; 1 Piece Driveshaft; Dual Rear Wheels | I | 5,6 | 5-160X* | 5-1410-1X* 5-1410X** | 15-160X |
| | F-350 Super Duty | XLT; Standard Cab; 137.0in WB; 1 Piece Driveshaft; Dual Rear Wheels | I | 5,6 | 5-160X* | 5-1410-1X* 5-1410X** | 15-160X |
| | F-350 Super Duty | Exc. Cab & Chassis; 2 Piece Driveshaft | J | 5,6,7 | 5-160X* | 5-1410-1X* 5-1410X** | 15-160X |
| | F-350 Super Duty | Platinum; 1 Piece Driveshaft; Single Rear Wheels | 0 | 5,6 | 5-178X* | 5-1350-1X* 5-1350X** | 15-178X |
| | F-350 Super Duty | XL; Crew Cab; 137.0in WB; 1 Piece Driveshaft; Single Rear Wheels | 0 | 5,6 | 5-178X* | 5-1350-1X* 5-1350X** | 15-178X |
| | F-350 Super Duty | XL; Crew Cab; 141.8in WB; 1 Piece Driveshaft | 0 | 5,6 | 5-178X* | 5-1350-1X* 5-1350X** | 15-178X |
| | F-350 Super Duty | XL; Extended Cab; 137.0in WB; 1 Piece Driveshaft; Single Rear Wheels | 0 | 5,6 | 5-178X* | 5-1350-1X* 5-1350X** | 15-178X |
| | F-350 Super Duty | XL; Extended Cab; 141.8in WB; 1 Piece Driveshaft | 0 | 5,6 | 5-178X* | 5-1350-1X* 5-1350X** | 15-178X |
| | F-350 Super Duty | XL; Standard Cab; 137.0in WB; 1 Piece Driveshaft; Single Rear Wheels | 0 | 5,6 | 5-178X* | 5-1350-1X* 5-1350X** | 15-178X |
| | F-350 Super Duty | XL; Standard Cab; 141.8in WB; 1 Piece Driveshaft | 0 | 5,6 | 5-178X* | 5-1350-1X* 5-1350X** | 15-178X |
| | F-350 Super Duty | XLT; Crew Cab; 137.0in WB; 1 Piece Driveshaft; Single Rear Wheels | 0 | 5,6 | 5-178X* | 5-1350-1X* 5-1350X** | 15-178X |
| | F-350 Super Duty | XLT; Crew Cab; 141.8in WB; 1 Piece Driveshaft | 0 | 5,6 | 5-178X* | 5-1350-1X* 5-1350X** | 15-178X |
| | F-350 Super Duty | XLT; Extended Cab; 137.0in WB; 1 Piece Driveshaft; Single Rear Wheels | 0 | 5,6 | 5-178X* | 5-1350-1X* 5-1350X** | 15-178X |
| | F-350 Super Duty | XLT; Extended Cab; 141.8in WB; 1 Piece Driveshaft | 0 | 5,6 | 5-178X* | 5-1350-1X* 5-1350X** | 15-178X |
| | F-350 Super Duty | XLT; Standard Cab; 137.0in WB; 1 Piece Driveshaft; Single Rear Wheels | 0 | 5,6 | 5-178X* | 5-1350-1X* 5-1350X** | 15-178X |
| | F-350 Super Duty | XLT; Standard Cab; 141.8in WB; 1 Piece Driveshaft | 0 | 5,6 | 5-178X* | 5-1350-1X* 5-1350X** | 15-178X |
| | F-350 Super Duty | Platinum; 1 Piece Driveshaft; Single Rear Wheels | 0 | 7 | 5-160X* | 5-1410-1X* 5-1410X** | 15-160X |
| F-350 Super Duty | XL; Crew Cab; 137.0in WB; 1 Piece Driveshaft; Single Rear Wheels | 0 | 7 | 5-160X* | 5-1410-1X* 5-1410X** | 15-160X | |
| F-350 Super Duty | XL; Crew Cab; 141.8in WB; 1 Piece Driveshaft | 0 | 7 | 5-160X* | 5-1410-1X* 5-1410X** | 15-160X | |

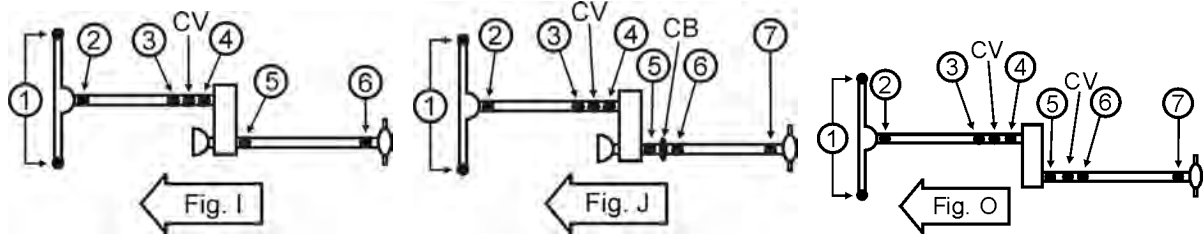
* GREASEABLE ** NON-GREASEABLE

4
W
D

Ford (Cont'd)

| Year | Model | Description | Fig. | Location | Spicer Part # | SPL Part # | SVL Part # |
|-----------|------------------|---|------|----------|---------------|-------------------------|------------|
| 2014 | F-350 Super Duty | XL; Extended Cab; 137.0in WB; 1 Piece Driveshaft; Single Rear Wheels | 0 | 7 | 5-160X* | 5-1410-1X* 5-1410X** | 15-160X |
| | F-350 Super Duty | XL; Extended Cab; 141.8in WB; 1 Piece Driveshaft | 0 | 7 | 5-160X* | 5-1410-1X* 5-1410X** | 15-160X |
| | F-350 Super Duty | XL; Standard Cab; 137.0in WB; 1 Piece Driveshaft; Single Rear Wheels | 0 | 7 | 5-160X* | 5-1410-1X* 5-1410X** | 15-160X |
| | F-350 Super Duty | XL; Standard Cab; 141.8in WB; 1 Piece Driveshaft | 0 | 7 | 5-160X* | 5-1410-1X* 5-1410X** | 15-160X |
| | F-350 Super Duty | XLT; Crew Cab; 137.0in WB; 1 Piece Driveshaft; Single Rear Wheels | 0 | 7 | 5-160X* | 5-1410-1X* 5-1410X** | 15-160X |
| | F-350 Super Duty | XLT; Crew Cab; 141.8in WB; 1 Piece Driveshaft | 0 | 7 | 5-160X* | 5-1410-1X* 5-1410X** | 15-160X |
| | F-350 Super Duty | XLT; Extended Cab; 137.0in WB; 1 Piece Driveshaft; Single Rear Wheels | 0 | 7 | 5-160X* | 5-1410-1X* 5-1410X** | 15-160X |
| | F-350 Super Duty | XLT; Extended Cab; 141.8in WB; 1 Piece Driveshaft | 0 | 7 | 5-160X* | 5-1410-1X* 5-1410X** | 15-160X |
| | F-350 Super Duty | XLT; Standard Cab; 137.0in WB; 1 Piece Driveshaft; Single Rear Wheels | 0 | 7 | 5-160X* | 5-1410-1X* 5-1410X** | 15-160X |
| | F-350 Super Duty | XLT; Standard Cab; 141.8in WB; 1 Piece Driveshaft | 0 | 7 | 5-160X* | 5-1410-1X* 5-1410X** | 15-160X |
| 2014-2015 | F-350 Super Duty | 1 Piece Driveshaft | 0 | 1 | | SPL55-3X** SPL55-4X* | |
| | F-350 Super Duty | 1 Piece Driveshaft | 0 | 2 | 5-160X* | 5-1410-1X* 5-1410X** | 15-160X |
| 2015 | F-350 Super Duty | Platinum; Exc. Cab & Chassis; 1 Piece Driveshaft; Dual Rear Wheels | I | 5 | 5-160X* | 5-1410-1X* 5-1410X** | 15-160X |
| | F-350 Super Duty | XL; Exc. Cab & Chassis; 137.0in WB; 1 Piece Driveshaft; Dual Rear Wheels | I | 5 | 5-160X* | 5-1410-1X* 5-1410X** | 15-160X |
| | F-350 Super Duty | XLT; Exc. Cab & Chassis; 137.0in WB; 1 Piece Driveshaft; Dual Rear Wheels | I | 5 | 5-160X* | 5-1410-1X* 5-1410X** | 15-160X |
| | F-350 Super Duty | Cab & Chassis; 1 Piece Driveshaft; Dual Rear Wheels | I | 5,6 | 5-188X* | SPL55-1X* SPL55X** | 15-188X |
| | F-350 Super Duty | King Ranch; Exc. Cab & Chassis; 2 Piece Driveshaft | J | 7 | 5-160X* | 5-1410-1X* 5-1410X** | 15-160X |
| | F-350 Super Duty | Lariat; Exc. Cab & Chassis; 2 Piece Driveshaft | J | 7 | 5-160X* | 5-1410-1X* 5-1410X** | 15-160X |
| | F-350 Super Duty | Platinum; Exc. Cab & Chassis; 2 Piece Driveshaft | J | 7 | 5-160X* | 5-1410-1X* 5-1410X** | 15-160X |
| | F-350 Super Duty | XL; Exc. Cab & Chassis; 2 Piece Driveshaft | J | 7 | 5-160X* | 5-1410-1X* 5-1410X** | 15-160X |
| | F-350 Super Duty | Lariat; Exc. Cab & Chassis; 1 Piece Driveshaft | 0 | 5,6 | 5-178X* | 5-1350-1X* 5-1350X** | 15-178X |
| | F-350 Super Duty | Platinum; Exc. Cab & Chassis; 1 Piece Driveshaft; Dual Rear Wheels | 0 | 5,6 | 5-178X* | 5-1350-1X* 5-1350X** | 15-178X |
| | F-350 Super Duty | XL; Exc. Cab & Chassis; 137.0in WB; 1 Piece Driveshaft; Dual Rear Wheels | 0 | 5,6 | 5-178X* | 5-1350-1X* 5-1350X** | 15-178X |
| | F-350 Super Duty | XL; Exc. Cab & Chassis; 141.8in WB; 1 Piece Driveshaft | 0 | 5,6 | 5-178X* | 5-1350-1X* 5-1350X** | 15-178X |
| | F-350 Super Duty | XLT; Exc. Cab & Chassis; 137.0in WB; 1 Piece Driveshaft; Dual Rear Wheels | 0 | 5,6 | 5-178X* | 5-1350-1X* 5-1350X** | 15-178X |
| | F-350 Super Duty | XLT; Exc. Cab & Chassis; 141.8in WB; 1 Piece Driveshaft | 0 | 5,6 | 5-178X* | 5-1350-1X* 5-1350X** | 15-178X |
| | F-350 Super Duty | Lariat; Exc. Cab & Chassis; 1 Piece Driveshaft | 0 | 7 | 5-160X* | 5-1410-1X* 5-1410X** | 15-160X |
| | F-350 Super Duty | Platinum; Exc. Cab & Chassis; 1 Piece Driveshaft; Dual Rear Wheels | 0 | 7 | 5-160X* | 5-1410-1X* 5-1410X** | 15-160X |
| | F-350 Super Duty | XL; Exc. Cab & Chassis; 137.0in WB; 1 Piece Driveshaft; Dual Rear Wheels | 0 | 7 | 5-160X* | 5-1410-1X* 5-1410X** | 15-160X |
| | F-350 Super Duty | XL; Exc. Cab & Chassis; 141.8in WB; 1 Piece Driveshaft | 0 | 7 | 5-160X* | 5-1410-1X* 5-1410X** | 15-160X |
| | F-350 Super Duty | XLT; Exc. Cab & Chassis; 137.0in WB; 1 Piece Driveshaft; Dual Rear Wheels | 0 | 7 | 5-160X* | 5-1410-1X* 5-1410X** | 15-160X |
| | F-350 Super Duty | XLT; Exc. Cab & Chassis; 141.8in WB; 1 Piece Driveshaft | 0 | 7 | 5-160X* | 5-1410-1X* 5-1410X** | 15-160X |

* GREASEABLE ** NON-GREASEABLE



Ford (Cont'd)

| Year | Model | Description | Fig. | Location | Spicer Part # | SPL Part # | SVL Part # |
|------|------------------|--|------|----------|---------------|-------------------------|------------|
| 2016 | F-350 Super Duty | V8 6.2L; XL; Cab & Chassis; 1 Piece Driveshaft | I | 2 | 5-160X* | 5-1410-1X* 5-1410X** | 15-160X |
| | F-350 Super Duty | V8 6.2L; XLT; Cab & Chassis; 1 Piece Driveshaft | I | 2 | 5-160X* | 5-1410-1X* 5-1410X** | 15-160X |
| | F-350 Super Duty | V8 6.7L; XLT; Cab & Chassis; 1 Piece Driveshaft | I | 2 | 5-160X* | 5-1410-1X* 5-1410X** | 15-160X |
| | F-350 Super Duty | V8 6.2L; Platinum; Crew Cab; 1 Piece Driveshaft; Dual Rear Wheels | I | 5 | 5-160X* | 5-1410-1X* 5-1410X** | 15-160X |
| | F-350 Super Duty | V8 6.2L; XL; Crew Cab; 137.0in WB; 1 Piece Driveshaft; Dual Rear Wheels | I | 5 | 5-160X* | 5-1410-1X* 5-1410X** | 15-160X |
| | F-350 Super Duty | V8 6.2L; XL; Extended Cab; 137.0in WB; 1 Piece Driveshaft; Dual Rear Wheels | I | 5 | 5-160X* | 5-1410-1X* 5-1410X** | 15-160X |
| | F-350 Super Duty | V8 6.2L; XL; Standard Cab; 137.0in WB; 1 Piece Driveshaft; Dual Rear Wheels | I | 5 | 5-160X* | 5-1410-1X* 5-1410X** | 15-160X |
| | F-350 Super Duty | V8 6.2L; XLT; Crew Cab; 137.0in WB; 1 Piece Driveshaft; Dual Rear Wheels | I | 5 | 5-160X* | 5-1410-1X* 5-1410X** | 15-160X |
| | F-350 Super Duty | V8 6.2L; XLT; Extended Cab; 137.0in WB; 1 Piece Driveshaft; Dual Rear Wheels | I | 5 | 5-160X* | 5-1410-1X* 5-1410X** | 15-160X |
| | F-350 Super Duty | V8 6.2L; XLT; Standard Cab; 137.0in WB; 1 Piece Driveshaft; Dual Rear Wheels | I | 5 | 5-160X* | 5-1410-1X* 5-1410X** | 15-160X |
| | F-350 Super Duty | V8 6.7L; Platinum; Crew Cab; 1 Piece Driveshaft; Dual Rear Wheels | I | 5 | 5-160X* | 5-1410-1X* 5-1410X** | 15-160X |
| | F-350 Super Duty | V8 6.7L; XL; Crew Cab; 137.0in WB; 1 Piece Driveshaft; Dual Rear Wheels | I | 5 | 5-160X* | 5-1410-1X* 5-1410X** | 15-160X |
| | F-350 Super Duty | V8 6.7L; XL; Extended Cab; 137.0in WB; 1 Piece Driveshaft; Dual Rear Wheels | I | 5 | 5-160X* | 5-1410-1X* 5-1410X** | 15-160X |
| | F-350 Super Duty | V8 6.7L; XL; Standard Cab; 137.0in WB; 1 Piece Driveshaft; Dual Rear Wheels | I | 5 | 5-160X* | 5-1410-1X* 5-1410X** | 15-160X |
| | F-350 Super Duty | V8 6.7L; XLT; Crew Cab; 137.0in WB; 1 Piece Driveshaft; Dual Rear Wheels | I | 5 | 5-160X* | 5-1410-1X* 5-1410X** | 15-160X |
| | F-350 Super Duty | V8 6.7L; XLT; Extended Cab; 137.0in WB; 1 Piece Driveshaft; Dual Rear Wheels | I | 5 | 5-160X* | 5-1410-1X* 5-1410X** | 15-160X |
| | F-350 Super Duty | V8 6.7L; XLT; Standard Cab; 137.0in WB; 1 Piece Driveshaft; Dual Rear Wheels | I | 5 | 5-160X* | 5-1410-1X* 5-1410X** | 15-160X |
| | F-350 Super Duty | V8 6.2L; XL; Cab & Chassis; 1 Piece Driveshaft; Dual Rear Wheels | I | 5,6 | 5-188X* | SPL55-1X* SPL55X** | 15-188X |
| | F-350 Super Duty | V8 6.2L; XLT; Cab & Chassis; 1 Piece Driveshaft; Dual Rear Wheels | I | 5,6 | 5-188X* | SPL55-1X* SPL55X** | 15-188X |
| | F-350 Super Duty | V8 6.7L; XL; Cab & Chassis; 1 Piece Driveshaft; Dual Rear Wheels | I | 5,6 | 5-188X* | SPL55-1X* SPL55X** | 15-188X |
| | F-350 Super Duty | V8 6.7L; XLT; Cab & Chassis; 1 Piece Driveshaft; Dual Rear Wheels | I | 5,6 | 5-188X* | SPL55-1X* SPL55X** | 15-188X |
| | F-350 Super Duty | V8 6.2L; 2 Piece Driveshaft | J | 1 | | SPL55-3X** SPL55-4X* | |
| | F-350 Super Duty | V8 6.7L; 2 Piece Driveshaft | J | 1 | | SPL55-3X** SPL55-4X* | |
| | F-350 Super Duty | V8 6.2L; Lariat; Cab & Chassis; 2 Piece Driveshaft | J | 2 | 5-160X* | 5-1410-1X* 5-1410X** | 15-160X |
| | F-350 Super Duty | V8 6.2L; Platinum; Crew Cab; 2 Piece Driveshaft | J | 2 | 5-178X* | 5-1350-1X* 5-1350X** | 15-178X |
| | F-350 Super Duty | V8 6.2L; XL; Cab & Chassis; 2 Piece Driveshaft | J | 2 | 5-178X* | 5-1350-1X* 5-1350X** | 15-178X |
| | F-350 Super Duty | V8 6.2L; XL; Crew Cab; 2 Piece Driveshaft | J | 2 | 5-178X* | 5-1350-1X* 5-1350X** | 15-178X |

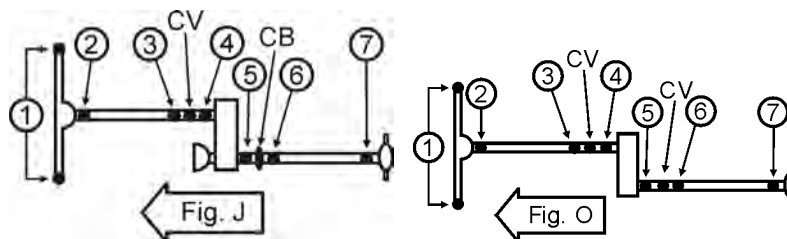
* GREASEABLE ** NON-GREASEABLE

4
W
D

Ford (Cont'd)

| Year | Model | Description | Fig. | Location | Spicer Part # | SPL Part # | SVL Part # |
|------|------------------|--|------|----------|---------------|-------------------------|------------|
| 2016 | F-350 Super Duty | V8 6.2L; XL; Extended Cab; 2 Piece Driveshaft | J | 2 | 5-178X* | 5-1350-1X* 5-1350X** | 15-178X |
| | F-350 Super Duty | V8 6.2L; XL; Standard Cab; 2 Piece Driveshaft | J | 2 | 5-178X* | 5-1350-1X* 5-1350X** | 15-178X |
| | F-350 Super Duty | V8 6.2L; XLT; Cab & Chassis; 2 Piece Driveshaft | J | 2 | 5-160X* | 5-1410-1X* 5-1410X** | 15-160X |
| | F-350 Super Duty | V8 6.7L; Lariat; Cab & Chassis; 2 Piece Driveshaft | J | 2 | 5-160X* | 5-1410-1X* 5-1410X** | 15-160X |
| | F-350 Super Duty | V8 6.7L; Platinum; Crew Cab; 2 Piece Driveshaft | J | 2 | 5-178X* | 5-1350-1X* 5-1350X** | 15-178X |
| | F-350 Super Duty | V8 6.7L; XL; Cab & Chassis; 2 Piece Driveshaft | J | 2 | 5-178X* | 5-1350-1X* 5-1350X** | 15-178X |
| | F-350 Super Duty | V8 6.7L; XL; Crew Cab; 2 Piece Driveshaft | J | 2 | 5-178X* | 5-1350-1X* 5-1350X** | 15-178X |
| | F-350 Super Duty | V8 6.7L; XL; Extended Cab; 2 Piece Driveshaft | J | 2 | 5-178X* | 5-1350-1X* 5-1350X** | 15-178X |
| | F-350 Super Duty | V8 6.7L; XL; Standard Cab; 2 Piece Driveshaft | J | 2 | 5-178X* | 5-1350-1X* 5-1350X** | 15-178X |
| | F-350 Super Duty | V8 6.7L; XLT; Cab & Chassis; 2 Piece Driveshaft | J | 2 | 5-160X* | 5-1410-1X* 5-1410X** | 15-160X |
| | F-350 Super Duty | V8 6.2L; King Ranch; Crew Cab; 2 Piece Driveshaft | J | 2,5,6,7 | 5-160X* | 5-1410-1X* 5-1410X** | 15-160X |
| | F-350 Super Duty | V8 6.2L; Lariat; Crew Cab; 2 Piece Driveshaft | J | 2,5,6,7 | 5-160X* | 5-1410-1X* 5-1410X** | 15-160X |
| | F-350 Super Duty | V8 6.2L; Lariat; Extended Cab; 2 Piece Driveshaft | J | 2,5,6,7 | 5-160X* | 5-1410-1X* 5-1410X** | 15-160X |
| | F-350 Super Duty | V8 6.2L; XLT; Crew Cab; 2 Piece Driveshaft | J | 2,5,6,7 | 5-160X* | 5-1410-1X* 5-1410X** | 15-160X |
| | F-350 Super Duty | V8 6.2L; XLT; Extended Cab; 2 Piece Driveshaft | J | 2,5,6,7 | 5-160X* | 5-1410-1X* 5-1410X** | 15-160X |
| | F-350 Super Duty | V8 6.2L; XLT; Standard Cab; 2 Piece Driveshaft | J | 2,5,6,7 | 5-160X* | 5-1410-1X* 5-1410X** | 15-160X |
| | F-350 Super Duty | V8 6.7L; King Ranch; Crew Cab; 2 Piece Driveshaft | J | 2,5,6,7 | 5-160X* | 5-1410-1X* 5-1410X** | 15-160X |
| | F-350 Super Duty | V8 6.7L; Lariat; Crew Cab; 2 Piece Driveshaft | J | 2,5,6,7 | 5-160X* | 5-1410-1X* 5-1410X** | 15-160X |
| | F-350 Super Duty | V8 6.7L; Lariat; Extended Cab; 2 Piece Driveshaft | J | 2,5,6,7 | 5-160X* | 5-1410-1X* 5-1410X** | 15-160X |
| | F-350 Super Duty | V8 6.7L; XLT; Crew Cab; 2 Piece Driveshaft | J | 2,5,6,7 | 5-160X* | 5-1410-1X* 5-1410X** | 15-160X |
| | F-350 Super Duty | V8 6.7L; XLT; Extended Cab; 2 Piece Driveshaft | J | 2,5,6,7 | 5-160X* | 5-1410-1X* 5-1410X** | 15-160X |
| | F-350 Super Duty | V8 6.7L; XLT; Standard Cab; 2 Piece Driveshaft | J | 2,5,6,7 | 5-160X* | 5-1410-1X* 5-1410X** | 15-160X |
| | F-350 Super Duty | V8 6.2L; Lariat; Cab & Chassis; 2 Piece Driveshaft | J | 5,6,7 | 5-188X* | SPL55-1X* SPL55X** | 15-188X |
| | F-350 Super Duty | V8 6.2L; Platinum; Crew Cab; 2 Piece Driveshaft | J | 5,6,7 | 5-160X* | 5-1410-1X* 5-1410X** | 15-160X |
| | F-350 Super Duty | V8 6.2L; XL; Cab & Chassis; 2 Piece Driveshaft | J | 5,6,7 | 5-188X* | SPL55-1X* SPL55X** | 15-188X |
| | F-350 Super Duty | V8 6.2L; XL; Crew Cab; 2 Piece Driveshaft | J | 5,6,7 | 5-160X* | 5-1410-1X* 5-1410X** | 15-160X |
| | F-350 Super Duty | V8 6.2L; XL; Extended Cab; 2 Piece Driveshaft | J | 5,6,7 | 5-160X* | 5-1410-1X* 5-1410X** | 15-160X |
| | F-350 Super Duty | V8 6.2L; XL; Standard Cab; 2 Piece Driveshaft | J | 5,6,7 | 5-160X* | 5-1410-1X* 5-1410X** | 15-160X |
| | F-350 Super Duty | V8 6.2L; XLT; Cab & Chassis; 2 Piece Driveshaft | J | 5,6,7 | 5-188X* | SPL55-1X* SPL55X** | 15-188X |
| | F-350 Super Duty | V8 6.7L; Lariat; Cab & Chassis; 2 Piece Driveshaft | J | 5,6,7 | 5-188X* | SPL55-1X* SPL55X** | 15-188X |
| | F-350 Super Duty | V8 6.7L; Platinum; Crew Cab; 2 Piece Driveshaft | J | 5,6,7 | 5-160X* | 5-1410-1X* 5-1410X** | 15-160X |
| | F-350 Super Duty | V8 6.7L; XLT; Cab & Chassis; 2 Piece Driveshaft | J | 5,6,7 | 5-188X* | SPL55-1X* SPL55X** | 15-188X |

* GREASEABLE ** NON-GREASEABLE



Ford (Cont'd)

| Year | Model | Description | Fig. | Location | Spicer Part # | SPL Part # | SVL Part # |
|------------------|---|---|------|----------|-------------------------|-------------------------|------------|
| 2016 | F-350 Super Duty | V8 6.7L; XL; Cab & Chassis; 2 Piece Driveshaft | J | 6 | 5-188X* | SPL55-1X* SPL55X** | 15-188X |
| | F-350 Super Duty | V8 6.7L; XL; Crew Cab; 2 Piece Driveshaft | J | 6 | 5-160X* | 5-1410-1X* 5-1410X** | 15-160X |
| | F-350 Super Duty | V8 6.7L; XL; Extended Cab; 2 Piece Driveshaft | J | 6 | 5-160X* | 5-1410-1X* 5-1410X** | 15-160X |
| | F-350 Super Duty | V8 6.7L; XL; Standard Cab; 2 Piece Driveshaft | J | 6 | 5-160X* | 5-1410-1X* 5-1410X** | 15-160X |
| | F-350 Super Duty | V8 6.2L; 1 Piece Driveshaft | 0 | 1 | | SPL55-3X** SPL55-4X* | |
| | F-350 Super Duty | V8 6.7L; 1 Piece Driveshaft | 0 | 1 | | SPL55-3X** SPL55-4X* | |
| | F-350 Super Duty | V8 6.2L; Lariat; Crew Cab; 1 Piece Driveshaft | 0 | 2 | 5-160X* | 5-1410-1X* 5-1410X** | 15-160X |
| | F-350 Super Duty | V8 6.2L; Lariat; Extended Cab; 1 Piece Driveshaft | 0 | 2 | 5-160X* | 5-1410-1X* 5-1410X** | 15-160X |
| | F-350 Super Duty | V8 6.2L; Platinum; Crew Cab; 1 Piece Driveshaft | 0 | 2 | 5-160X* | 5-1410-1X* 5-1410X** | 15-160X |
| | F-350 Super Duty | V8 6.2L; XL; Crew Cab; 1 Piece Driveshaft | 0 | 2 | 5-160X* | 5-1410-1X* 5-1410X** | 15-160X |
| | F-350 Super Duty | V8 6.2L; XL; Extended Cab; 1 Piece Driveshaft | 0 | 2 | 5-160X* | 5-1410-1X* 5-1410X** | 15-160X |
| | F-350 Super Duty | V8 6.2L; XL; Standard Cab; 1 Piece Driveshaft | 0 | 2 | 5-160X* | 5-1410-1X* 5-1410X** | 15-160X |
| | F-350 Super Duty | V8 6.2L; XLT; Crew Cab; 1 Piece Driveshaft | 0 | 2 | 5-160X* | 5-1410-1X* 5-1410X** | 15-160X |
| | F-350 Super Duty | V8 6.2L; XLT; Extended Cab; 1 Piece Driveshaft | 0 | 2 | 5-160X* | 5-1410-1X* 5-1410X** | 15-160X |
| | F-350 Super Duty | V8 6.2L; XLT; Standard Cab; 1 Piece Driveshaft | 0 | 2 | 5-160X* | 5-1410-1X* 5-1410X** | 15-160X |
| | F-350 Super Duty | V8 6.7L; Lariat; Crew Cab; 1 Piece Driveshaft | 0 | 2 | 5-160X* | 5-1410-1X* 5-1410X** | 15-160X |
| | F-350 Super Duty | V8 6.7L; Lariat; Extended Cab; 1 Piece Driveshaft | 0 | 2 | 5-160X* | 5-1410-1X* 5-1410X** | 15-160X |
| | F-350 Super Duty | V8 6.7L; Platinum; Crew Cab; 1 Piece Driveshaft | 0 | 2 | 5-160X* | 5-1410-1X* 5-1410X** | 15-160X |
| | F-350 Super Duty | V8 6.7L; XLT; Crew Cab; 1 Piece Driveshaft | 0 | 2 | 5-160X* | 5-1410-1X* 5-1410X** | 15-160X |
| | F-350 Super Duty | V8 6.7L; XLT; Extended Cab; 1 Piece Driveshaft | 0 | 2 | 5-160X* | 5-1410-1X* 5-1410X** | 15-160X |
| | F-350 Super Duty | V8 6.7L; XLT; Standard Cab; 1 Piece Driveshaft | 0 | 2 | 5-160X* | 5-1410-1X* 5-1410X** | 15-160X |
| | F-350 Super Duty | V8 6.2L; Lariat; Crew Cab; 1 Piece Driveshaft | 0 | 5,6 | 5-178X* | 5-1350-1X* 5-1350X** | 15-178X |
| | F-350 Super Duty | V8 6.2L; Lariat; Extended Cab; 1 Piece Driveshaft | 0 | 5,6 | 5-178X* | 5-1350-1X* 5-1350X** | 15-178X |
| | F-350 Super Duty | V8 6.2L; Platinum; Crew Cab; 1 Piece Driveshaft; Dual Rear Wheels | 0 | 5,6 | 5-178X* | 5-1350-1X* 5-1350X** | 15-178X |
| F-350 Super Duty | V8 6.2L; XL; Crew Cab; 137.0in WB; 1 Piece Driveshaft; Dual Rear Wheels | 0 | 5,6 | 5-178X* | 5-1350-1X* 5-1350X** | 15-178X | |
| F-350 Super Duty | V8 6.2L; XL; Crew Cab; 141.8in WB; 1 Piece Driveshaft | 0 | 5,6 | 5-178X* | 5-1350-1X* 5-1350X** | 15-178X | |
| F-350 Super Duty | V8 6.2L; XL; Extended Cab; 137.0in WB; 1 Piece Driveshaft; Dual Rear Wheels | 0 | 5,6 | 5-178X* | 5-1350-1X* 5-1350X** | 15-178X | |

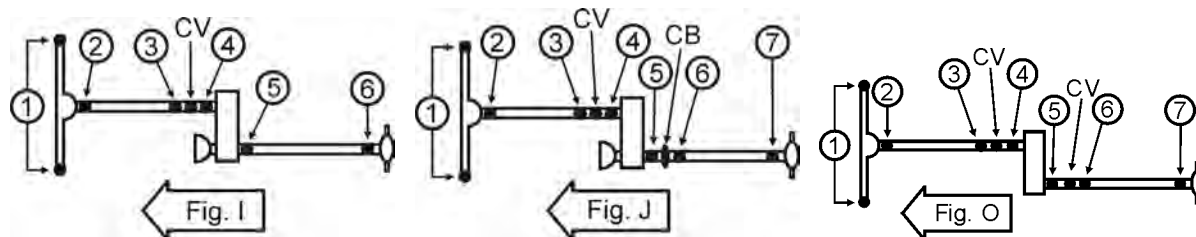
* GREASEABLE ** NON-GREASEABLE

4
W
D

Ford (Cont'd)

| Year | Model | Description | Fig. | Location | Spicer Part # | SPL Part # | SVL Part # |
|------|------------------|--|------|----------|---------------|-------------------------|------------|
| 2016 | F-350 Super Duty | V8 6.2L; XL; Extended Cab; 141.8in WB; 1 Piece Driveshaft | 0 | 5,6 | 5-178X* | 5-1350-1X* 5-1350X** | 15-178X |
| | F-350 Super Duty | V8 6.2L; XL; Standard Cab; 137.0in WB; 1 Piece Driveshaft; Dual Rear Wheels | 0 | 5,6 | 5-178X* | 5-1350-1X* 5-1350X** | 15-178X |
| | F-350 Super Duty | V8 6.2L; XL; Standard Cab; 141.8in WB; 1 Piece Driveshaft | 0 | 5,6 | 5-178X* | 5-1350-1X* 5-1350X** | 15-178X |
| | F-350 Super Duty | V8 6.2L; XLT; Crew Cab; 137.0in WB; 1 Piece Driveshaft; Dual Rear Wheels | 0 | 5,6 | 5-178X* | 5-1350-1X* 5-1350X** | 15-178X |
| | F-350 Super Duty | V8 6.2L; XLT; Crew Cab; 141.8in WB; 1 Piece Driveshaft | 0 | 5,6 | 5-178X* | 5-1350-1X* 5-1350X** | 15-178X |
| | F-350 Super Duty | V8 6.2L; XLT; Extended Cab; 137.0in WB; 1 Piece Driveshaft; Dual Rear Wheels | 0 | 5,6 | 5-178X* | 5-1350-1X* 5-1350X** | 15-178X |
| | F-350 Super Duty | V8 6.2L; XLT; Extended Cab; 141.8in WB; 1 Piece Driveshaft | 0 | 5,6 | 5-178X* | 5-1350-1X* 5-1350X** | 15-178X |
| | F-350 Super Duty | V8 6.2L; XLT; Standard Cab; 137.0in WB; 1 Piece Driveshaft; Dual Rear Wheels | 0 | 5,6 | 5-178X* | 5-1350-1X* 5-1350X** | 15-178X |
| | F-350 Super Duty | V8 6.2L; XLT; Standard Cab; 141.8in WB; 1 Piece Driveshaft | 0 | 5,6 | 5-178X* | 5-1350-1X* 5-1350X** | 15-178X |
| | F-350 Super Duty | V8 6.7L; Lariat; Crew Cab; 1 Piece Driveshaft | 0 | 5,6 | 5-178X* | 5-1350-1X* 5-1350X** | 15-178X |
| | F-350 Super Duty | V8 6.7L; Lariat; Extended Cab; 1 Piece Driveshaft | 0 | 5,6 | 5-178X* | 5-1350-1X* 5-1350X** | 15-178X |
| | F-350 Super Duty | V8 6.7L; Platinum; Crew Cab; 1 Piece Driveshaft; Dual Rear Wheels | 0 | 5,6 | 5-178X* | 5-1350-1X* 5-1350X** | 15-178X |
| | F-350 Super Duty | V8 6.7L; XL; Crew Cab; 137.0in WB; 1 Piece Driveshaft; Dual Rear Wheels | 0 | 5,6 | 5-178X* | 5-1350-1X* 5-1350X** | 15-178X |
| | F-350 Super Duty | V8 6.7L; XL; Crew Cab; 141.8in WB; 1 Piece Driveshaft | 0 | 5,6 | 5-178X* | 5-1350-1X* 5-1350X** | 15-178X |
| | F-350 Super Duty | V8 6.7L; XL; Extended Cab; 137.0in WB; 1 Piece Driveshaft; Dual Rear Wheels | 0 | 5,6 | 5-178X* | 5-1350-1X* 5-1350X** | 15-178X |
| | F-350 Super Duty | V8 6.7L; XL; Extended Cab; 141.8in WB; 1 Piece Driveshaft | 0 | 5,6 | 5-178X* | 5-1350-1X* 5-1350X** | 15-178X |
| | F-350 Super Duty | V8 6.7L; XL; Standard Cab; 137.0in WB; 1 Piece Driveshaft; Dual Rear Wheels | 0 | 5,6 | 5-178X* | 5-1350-1X* 5-1350X** | 15-178X |
| | F-350 Super Duty | V8 6.7L; XL; Standard Cab; 141.8in WB; 1 Piece Driveshaft | 0 | 5,6 | 5-178X* | 5-1350-1X* 5-1350X** | 15-178X |
| | F-350 Super Duty | V8 6.7L; XLT; Crew Cab; 137.0in WB; 1 Piece Driveshaft; Dual Rear Wheels | 0 | 5,6 | 5-178X* | 5-1350-1X* 5-1350X** | 15-178X |
| | F-350 Super Duty | V8 6.7L; XLT; Crew Cab; 141.8in WB; 1 Piece Driveshaft | 0 | 5,6 | 5-178X* | 5-1350-1X* 5-1350X** | 15-178X |
| | F-350 Super Duty | V8 6.7L; XLT; Extended Cab; 137.0in WB; 1 Piece Driveshaft; Dual Rear Wheels | 0 | 5,6 | 5-178X* | 5-1350-1X* 5-1350X** | 15-178X |
| | F-350 Super Duty | V8 6.7L; XLT; Extended Cab; 141.8in WB; 1 Piece Driveshaft | 0 | 5,6 | 5-178X* | 5-1350-1X* 5-1350X** | 15-178X |
| | F-350 Super Duty | V8 6.7L; XLT; Standard Cab; 137.0in WB; 1 Piece Driveshaft; Dual Rear Wheels | 0 | 5,6 | 5-178X* | 5-1350-1X* 5-1350X** | 15-178X |
| | F-350 Super Duty | V8 6.7L; XLT; Standard Cab; 141.8in WB; 1 Piece Driveshaft | 0 | 5,6 | 5-178X* | 5-1350-1X* 5-1350X** | 15-178X |
| | F-350 Super Duty | V8 6.2L; Lariat; Crew Cab; 1 Piece Driveshaft | 0 | 7 | 5-160X* | 5-1410-1X* 5-1410X** | 15-160X |
| | F-350 Super Duty | V8 6.2L; Lariat; Extended Cab; 1 Piece Driveshaft | 0 | 7 | 5-160X* | 5-1410-1X* 5-1410X** | 15-160X |
| | F-350 Super Duty | V8 6.2L; Platinum; Crew Cab; 1 Piece Driveshaft; Dual Rear Wheels | 0 | 7 | 5-160X* | 5-1410-1X* 5-1410X** | 15-160X |
| | F-350 Super Duty | V8 6.2L; XL; Crew Cab; 137.0in WB; 1 Piece Driveshaft; Dual Rear Wheels | 0 | 7 | 5-160X* | 5-1410-1X* 5-1410X** | 15-160X |
| | F-350 Super Duty | V8 6.2L; XL; Crew Cab; 141.8in WB; 1 Piece Driveshaft | 0 | 7 | 5-160X* | 5-1410-1X* 5-1410X** | 15-160X |
| | F-350 Super Duty | V8 6.2L; XL; Extended Cab; 137.0in WB; 1 Piece Driveshaft; Dual Rear Wheels | 0 | 7 | 5-160X* | 5-1410-1X* 5-1410X** | 15-160X |
| | F-350 Super Duty | V8 6.2L; XL; Extended Cab; 141.8in WB; 1 Piece Driveshaft | 0 | 7 | 5-160X* | 5-1410-1X* 5-1410X** | 15-160X |
| | F-350 Super Duty | V8 6.2L; XL; Standard Cab; 137.0in WB; 1 Piece Driveshaft; Dual Rear Wheels | 0 | 7 | 5-160X* | 5-1410-1X* 5-1410X** | 15-160X |

* GREASEABLE ** NON-GREASEABLE



Ford (Cont'd)

| Year | Model | Description | Fig. | Location | Spicer Part # | SPL Part # | SVL Part # | |
|------------------|------------------|--|--|----------|---------------|-------------------------|-------------------------|---------|
| 2016 | F-350 Super Duty | V8 6.2L; XL; Standard Cab; 141.8in WB; 1 Piece Driveshaft | 0 | 7 | 5-160X* | 5-1410-1X* 5-1410X** | 15-160X | |
| | F-350 Super Duty | V8 6.2L; XLT; Crew Cab; 137.0in WB; 1 Piece Driveshaft; Dual Rear Wheels | 0 | 7 | 5-160X* | 5-1410-1X* 5-1410X** | 15-160X | |
| | F-350 Super Duty | V8 6.2L; XLT; Crew Cab; 141.8in WB; 1 Piece Driveshaft | 0 | 7 | 5-160X* | 5-1410-1X* 5-1410X** | 15-160X | |
| | F-350 Super Duty | V8 6.2L; XLT; Extended Cab; 137.0in WB; 1 Piece Driveshaft; Dual Rear Wheels | 0 | 7 | 5-160X* | 5-1410-1X* 5-1410X** | 15-160X | |
| | F-350 Super Duty | V8 6.2L; XLT; Extended Cab; 141.8in WB; 1 Piece Driveshaft | 0 | 7 | 5-160X* | 5-1410-1X* 5-1410X** | 15-160X | |
| | F-350 Super Duty | V8 6.2L; XLT; Standard Cab; 137.0in WB; 1 Piece Driveshaft; Dual Rear Wheels | 0 | 7 | 5-160X* | 5-1410-1X* 5-1410X** | 15-160X | |
| | F-350 Super Duty | V8 6.2L; XLT; Standard Cab; 141.8in WB; 1 Piece Driveshaft | 0 | 7 | 5-160X* | 5-1410-1X* 5-1410X** | 15-160X | |
| | F-350 Super Duty | V8 6.7L; Lariat; Crew Cab; 1 Piece Driveshaft | 0 | 7 | 5-160X* | 5-1410-1X* 5-1410X** | 15-160X | |
| | F-350 Super Duty | V8 6.7L; Lariat; Extended Cab; 1 Piece Driveshaft | 0 | 7 | 5-160X* | 5-1410-1X* 5-1410X** | 15-160X | |
| | F-350 Super Duty | V8 6.7L; Platinum; Crew Cab; 1 Piece Driveshaft; Dual Rear Wheels | 0 | 7 | 5-160X* | 5-1410-1X* 5-1410X** | 15-160X | |
| | F-350 Super Duty | V8 6.7L; XL; Crew Cab; 137.0in WB; 1 Piece Driveshaft; Dual Rear Wheels | 0 | 7 | 5-160X* | 5-1410-1X* 5-1410X** | 15-160X | |
| | F-350 Super Duty | V8 6.7L; XL; Crew Cab; 141.8in WB; 1 Piece Driveshaft | 0 | 7 | 5-160X* | 5-1410-1X* 5-1410X** | 15-160X | |
| | F-350 Super Duty | V8 6.7L; XL; Extended Cab; 137.0in WB; 1 Piece Driveshaft; Dual Rear Wheels | 0 | 7 | 5-160X* | 5-1410-1X* 5-1410X** | 15-160X | |
| | F-350 Super Duty | V8 6.7L; XL; Extended Cab; 141.8in WB; 1 Piece Driveshaft | 0 | 7 | 5-160X* | 5-1410-1X* 5-1410X** | 15-160X | |
| | F-350 Super Duty | V8 6.7L; XL; Standard Cab; 137.0in WB; 1 Piece Driveshaft; Dual Rear Wheels | 0 | 7 | 5-160X* | 5-1410-1X* 5-1410X** | 15-160X | |
| | F-350 Super Duty | V8 6.7L; XL; Standard Cab; 141.8in WB; 1 Piece Driveshaft | 0 | 7 | 5-160X* | 5-1410-1X* 5-1410X** | 15-160X | |
| | F-350 Super Duty | V8 6.7L; XLT; Crew Cab; 137.0in WB; 1 Piece Driveshaft; Dual Rear Wheels | 0 | 7 | 5-160X* | 5-1410-1X* 5-1410X** | 15-160X | |
| | F-350 Super Duty | V8 6.7L; XLT; Crew Cab; 141.8in WB; 1 Piece Driveshaft | 0 | 7 | 5-160X* | 5-1410-1X* 5-1410X** | 15-160X | |
| | 2017 | F-350 Super Duty | Platinum; Crew Cab; 1 Piece Driveshaft; Dual Rear Wheels | I | 5 | 5-160X* | 5-1410-1X* 5-1410X** | 15-160X |
| | | F-350 Super Duty | XL; Cab & Chassis; 1 Piece Driveshaft; Dual Rear Wheels | I | 5,6 | 5-188X* | SPL55-1X* SPL55X** | 15-188X |
| F-350 Super Duty | | XLT; Cab & Chassis; 1 Piece Driveshaft; Dual Rear Wheels | I | 5,6 | 5-188X* | SPL55-1X* SPL55X** | 15-188X | |
| F-350 Super Duty | | 2 Piece Driveshaft | J | 1 | | SPL55-3X** SPL55-4X* | | |
| F-350 Super Duty | | King Ranch; 2 Piece Driveshaft | J | 2 | 5-160X* | 5-1410-1X* 5-1410X** | 15-160X | |

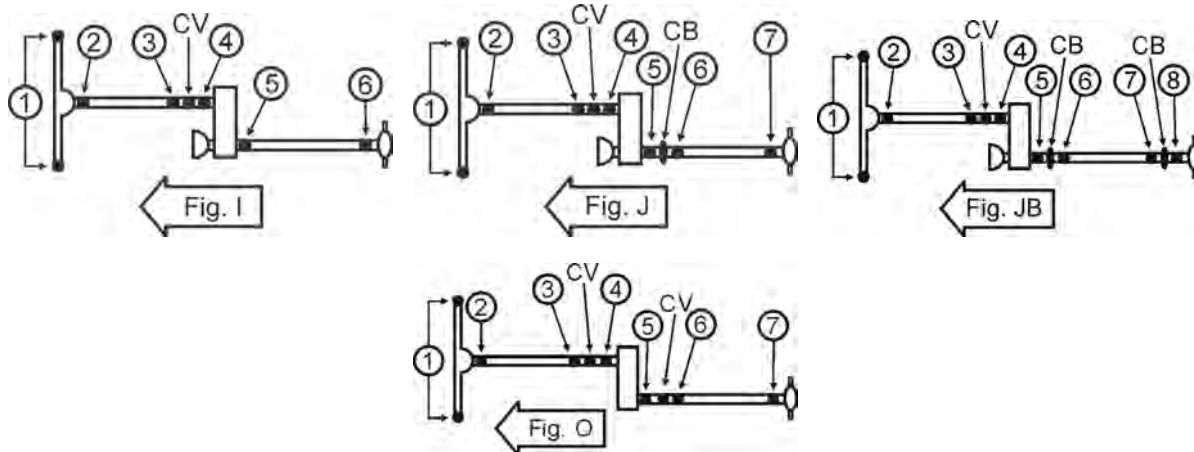
* GREASEABLE ** NON-GREASEABLE

4
W
D

Ford (Cont'd)

| Year | Model | Description | Fig. | Location | Spicer Part # | SPL Part # | SVL Part # |
|------------------|--|--|------|----------|-------------------------|-------------------------|------------|
| 2017 | F-350 Super Duty | Lariat; 2 Piece Driveshaft | J | 2 | 5-160X* | 5-1410-1X* 5-1410X** | 15-160X |
| | F-350 Super Duty | Platinum; 2 Piece Driveshaft | J | 2 | 5-178X* | 5-1350-1X* 5-1350X** | 15-178X |
| | F-350 Super Duty | XL; 2 Piece Driveshaft | J | 2 | 5-178X* | 5-1350-1X* 5-1350X** | 15-178X |
| | F-350 Super Duty | XLT; 2 Piece Driveshaft | J | 2 | 5-160X* | 5-1410-1X* 5-1410X** | 15-160X |
| | F-350 Super Duty | Exc. Cab & Chassis; 2 Piece Driveshaft | J | 5,6 | 5-160X* | 5-1410-1X* 5-1410X** | 15-160X |
| | F-350 Super Duty | Cab & Chassis; 2 Piece Driveshaft | J | 5,6,7 | 5-188X* | SPL55-1X* SPL55X** | 15-188X |
| | F-350 Super Duty | Exc. XLT; Exc. Cab & Chassis; 2 Piece Driveshaft | J | 7 | 5-160X* | 5-1410-1X* 5-1410X** | 15-160X |
| | F-350 Super Duty | XLT; Exc. Cab & Chassis; 2 Piece Driveshaft | J | 7 | 5-160X* | 5-1410-1X* 5-1410X** | 15-160X |
| | F-350 Super Duty | Lariat; 1 Piece Driveshaft | 0 | 1 | | SPL55-3X** SPL55-4X* | |
| | F-350 Super Duty | Platinum; 1 Piece Driveshaft | 0 | 1 | | SPL55-3X** SPL55-4X* | |
| | F-350 Super Duty | XL; 1 Piece Driveshaft | 0 | 1 | | SPL55-3X** SPL55-4X* | |
| | F-350 Super Duty | XLT; 1 Piece Driveshaft | 0 | 1 | | SPL55-3X** SPL55-4X* | |
| | F-350 Super Duty | Lariat; 1 Piece Driveshaft | 0 | 2 | 5-160X* | 5-1410-1X* 5-1410X** | 15-160X |
| | F-350 Super Duty | Platinum; 1 Piece Driveshaft | 0 | 2 | 5-160X* | 5-1410-1X* 5-1410X** | 15-160X |
| | F-350 Super Duty | XL; 1 Piece Driveshaft | 0 | 2 | 5-160X* | 5-1410-1X* 5-1410X** | 15-160X |
| | F-350 Super Duty | XLT; 1 Piece Driveshaft | 0 | 2 | 5-160X* | 5-1410-1X* 5-1410X** | 15-160X |
| | F-350 Super Duty | Lariat; Crew Cab; 1 Piece Driveshaft | 0 | 5,6 | 5-178X* | 5-1350-1X* 5-1350X** | 15-178X |
| | F-350 Super Duty | Lariat; Extended Cab; 1 Piece Driveshaft | 0 | 5,6 | 5-178X* | 5-1350-1X* 5-1350X** | 15-178X |
| | F-350 Super Duty | Platinum; Crew Cab; 1 Piece Driveshaft; Dual Rear Wheels | 0 | 5,6 | 5-178X* | 5-1350-1X* 5-1350X** | 15-178X |
| | F-350 Super Duty | Lariat; Crew Cab; 1 Piece Driveshaft | 0 | 7 | 5-160X* | 5-1410-1X* 5-1410X** | 15-160X |
| F-350 Super Duty | Lariat; Extended Cab; 1 Piece Driveshaft | 0 | 7 | 5-160X* | 5-1410-1X* 5-1410X** | 15-160X | |
| F-350 Super Duty | Platinum; Crew Cab; 1 Piece Driveshaft; Dual Rear Wheels | 0 | 7 | 5-160X* | 5-1410-1X* 5-1410X** | 15-160X | |
| 1999-2004 | F-450 Super Duty | 1 Piece Driveshaft | I | 1 | | SPL55-3X** SPL55-4X* | |
| | F-450 Super Duty | 1 Piece Driveshaft | I | 2,3,4 | 5-178X* | 5-1350-1X* 5-1350X** | 15-178X |
| | F-450 Super Duty | 2 Piece Driveshaft | J | 1 | | SPL55-3X** SPL55-4X* | |
| | F-450 Super Duty | 2 Piece Driveshaft | J | 2,3,4 | 5-178X* | 5-1350-1X* 5-1350X** | 15-178X |
| 1999-2017 | F-450 Super Duty | 1 Piece Driveshaft | I | 5,6 | 5-188X* | SPL55-1X* SPL55X** | 15-188X |
| | F-450 Super Duty | 2 Piece Driveshaft | J | 5,6,7 | 5-188X* | SPL55-1X* SPL55X** | 15-188X |
| 2000-2004 | F-450 Super Duty | 3 Piece Driveshaft | JB | 1 | | SPL55-3X** SPL55-4X* | |
| | F-450 Super Duty | 3 Piece Driveshaft | JB | 2,3,4 | 5-178X* | 5-1350-1X* 5-1350X** | 15-178X |
| 2000-2017 | F-450 Super Duty | 3 Piece Driveshaft | JB | 5,6,7,8 | 5-188X* | SPL55-1X* SPL55X** | 15-188X |
| 2005-2008 | F-450 Super Duty | 1 Piece Driveshaft | I | 2 | 5-178X* | 5-1350-1X* 5-1350X** | 15-178X |

* GREASEABLE ** NON-GREASEABLE



Ford (Cont'd)

| Year | Model | Description | Fig. | Location | Spicer Part # | SPL Part # | SVL Part # |
|-----------|------------------|------------------------------|------|----------|---------------|-------------------------|------------|
| 2005-2008 | F-450 Super Duty | 2 Piece Driveshaft | J | 2 | 5-178X* | 5-1350-1X* 5-1350X** | 15-178X |
| | F-450 Super Duty | 3 Piece Driveshaft | JB | 2 | 5-178X* | 5-1350-1X* 5-1350X** | 15-178X |
| 2005-2017 | F-450 Super Duty | 1 Piece Driveshaft | I | 1 | | SPL70-4X | |
| | F-450 Super Duty | 2 Piece Driveshaft | J | 1 | | SPL70-4X | |
| | F-450 Super Duty | 3 Piece Driveshaft | JB | 1 | | SPL70-4X | |
| 2010 | F-450 Super Duty | V10 6.8L; 1 Piece Driveshaft | I | 2 | 5-160X* | 5-1410-1X* 5-1410X** | 15-160X |
| | F-450 Super Duty | V8 6.4L; 1 Piece Driveshaft | I | 2 | 5-160X* | 5-1410-1X* 5-1410X** | 15-160X |
| | F-450 Super Duty | V10 6.8L; 2 Piece Driveshaft | J | 2 | 5-160X* | 5-1410-1X* 5-1410X** | 15-160X |
| | F-450 Super Duty | V8 6.4L; 2 Piece Driveshaft | J | 2 | 5-160X* | 5-1410-1X* 5-1410X** | 15-160X |
| | F-450 Super Duty | V10 6.8L; 3 Piece Driveshaft | JB | 2 | 5-160X* | 5-1410-1X* 5-1410X** | 15-160X |
| | F-450 Super Duty | V8 6.4L; 3 Piece Driveshaft | JB | 2 | 5-160X* | 5-1410-1X* 5-1410X** | 15-160X |
| 2011-2017 | F-450 Super Duty | 1 Piece Driveshaft | I | 2 | 5-160X* | 5-1410-1X* 5-1410X** | 15-160X |
| | F-450 Super Duty | 2 Piece Driveshaft | J | 2 | 5-160X* | 5-1410-1X* 5-1410X** | 15-160X |
| | F-450 Super Duty | 3 Piece Driveshaft | JB | 2 | 5-160X* | 5-1410-1X* 5-1410X** | 15-160X |
| 1999-2004 | F-550 Super Duty | 1 Piece Driveshaft | I | 1 | | SPL55-3X** SPL55-4X* | |
| | F-550 Super Duty | 2 Piece Driveshaft | J | 1 | | SPL55-3X** SPL55-4X* | |
| 1999-2017 | F-550 Super Duty | 1 Piece Driveshaft | I | 5,6 | 5-188X* | SPL55-1X* SPL55X** | 15-188X |
| | F-550 Super Duty | 2 Piece Driveshaft | J | 5,6,7 | 5-188X* | SPL55-1X* SPL55X** | 15-188X |
| 2000 | F-550 Super Duty | V10 6.8L; 1 Piece Driveshaft | I | 1 | | SPL55-3X** SPL55-4X* | |
| | F-550 Super Duty | V8 7.3L; 1 Piece Driveshaft | I | 1 | | SPL55-3X** SPL55-4X* | |
| | F-550 Super Duty | V10 6.8L; 3 Piece Driveshaft | JB | 1 | | SPL55-3X** SPL55-4X* | |
| | F-550 Super Duty | V8 7.3L; 3 Piece Driveshaft | JB | 1 | | SPL55-3X** SPL55-4X* | |
| | F-550 Super Duty | 3 Piece Driveshaft | JB | 5,8 | 5-188X* | SPL55-1X* SPL55X** | 15-188X |
| | F-550 Super Duty | V10 6.8L; 3 Piece Driveshaft | JB | 6,7 | 5-188X* | SPL55-1X* SPL55X** | 15-188X |

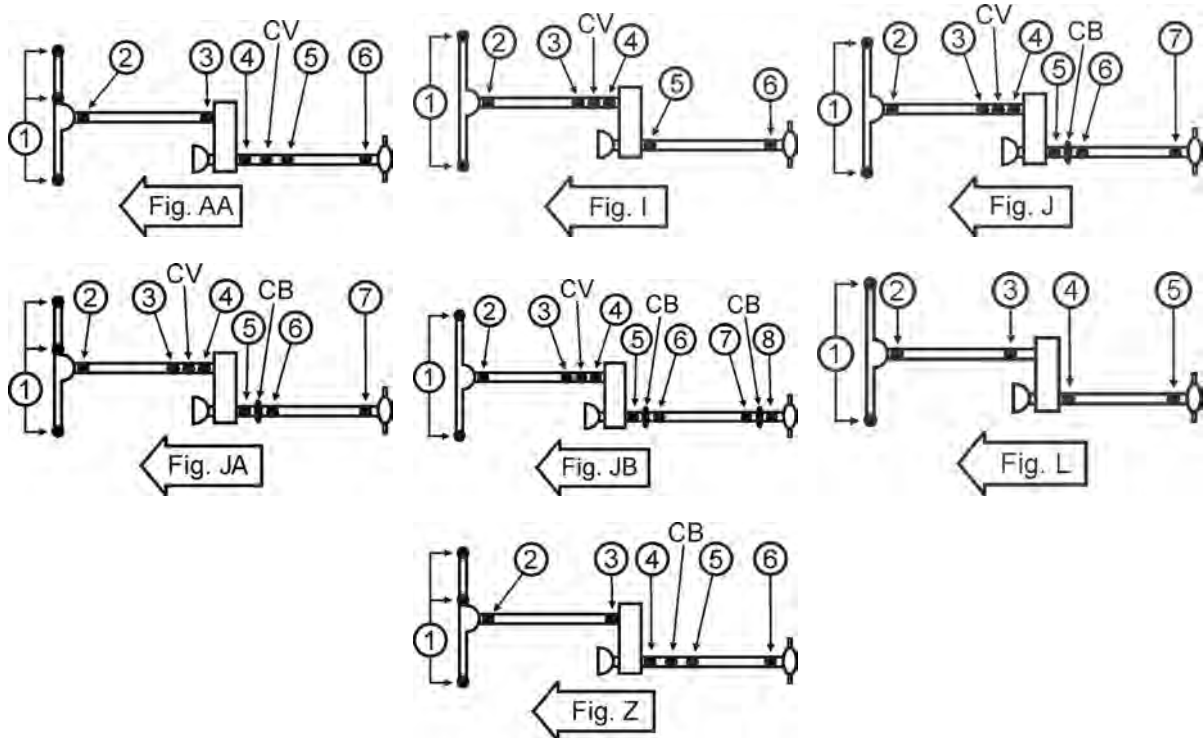
* GREASEABLE ** NON-GREASEABLE

4
W
D

Ford (Cont'd)

| Year | Model | Description | Fig. | Location | Spicer Part # | SPL Part # | SVL Part # |
|-----------|------------------|--|------|----------|---------------|-------------------------|------------|
| 2000 | F-550 Super Duty | V8 7.3L; 3 Piece Driveshaft | JB | 6,7 | 5-188X* | SPL55-1X* SPL55X** | 15-188X |
| 2000-2002 | F-550 Super Duty | V10 6.8L; 1 Piece Driveshaft | I | 3,4 | 5-178X* | 5-1350-1X* 5-1350X** | 15-178X |
| | F-550 Super Duty | V8 7.3L; 1 Piece Driveshaft | I | 3,4 | 5-178X* | 5-1350-1X* 5-1350X** | 15-178X |
| | F-550 Super Duty | V10 6.8L; 2 Piece Driveshaft | J | 3,4 | 5-178X* | 5-1350-1X* 5-1350X** | 15-178X |
| | F-550 Super Duty | V8 7.3L; 2 Piece Driveshaft | J | 3,4 | 5-178X* | 5-1350-1X* 5-1350X** | 15-178X |
| | F-550 Super Duty | V10 6.8L; 3 Piece Driveshaft | JB | 3,4 | 5-178X* | 5-1350-1X* 5-1350X** | 15-178X |
| | F-550 Super Duty | V8 7.3L; 3 Piece Driveshaft | JB | 3,4 | 5-178X* | 5-1350-1X* 5-1350X** | 15-178X |
| | F-550 Super Duty | 3 Piece Driveshaft | JB | 1 | | SPL55-3X** SPL55-4X* | |
| 2001-2017 | F-550 Super Duty | 3 Piece Driveshaft | JB | 5,6,7,8 | 5-188X* | SPL55-1X* SPL55X** | 15-188X |
| 2003-2004 | F-550 Super Duty | 1 Piece Driveshaft | I | 2,3,4 | 5-178X* | 5-1350-1X* 5-1350X** | 15-178X |
| | F-550 Super Duty | 2 Piece Driveshaft | J | 2,3,4 | 5-178X* | 5-1350-1X* 5-1350X** | 15-178X |
| | F-550 Super Duty | 3 Piece Driveshaft | JB | 2,3,4 | 5-178X* | 5-1350-1X* 5-1350X** | 15-178X |
| 2005-2007 | F-550 Super Duty | 1 Piece Driveshaft | I | 2 | 5-178X* | 5-1350-1X* 5-1350X** | 15-178X |
| | F-550 Super Duty | 2 Piece Driveshaft | J | 2 | 5-178X* | 5-1350-1X* 5-1350X** | 15-178X |
| | F-550 Super Duty | 3 Piece Driveshaft | JB | 2 | 5-178X* | 5-1350-1X* 5-1350X** | 15-178X |
| 2005-2017 | F-550 Super Duty | 1 Piece Driveshaft | I | 1 | | SPL70-4X | |
| | F-550 Super Duty | 2 Piece Driveshaft | J | 1 | | SPL70-4X | |
| | F-550 Super Duty | 3 Piece Driveshaft | JB | 1 | | SPL70-4X | |
| 2008-2017 | F-550 Super Duty | 1 Piece Driveshaft | I | 2 | 5-160X* | 5-1410-1X* 5-1410X** | 15-160X |
| | F-550 Super Duty | 2 Piece Driveshaft | J | 2 | 5-160X* | 5-1410-1X* 5-1410X** | 15-160X |
| | F-550 Super Duty | 3 Piece Driveshaft | JB | 2 | 5-160X* | 5-1410-1X* 5-1410X** | 15-160X |
| 1983-1984 | Ranger | | AA | 2 | 5-153X* | 5-1310-1X* 5-1310X** | 15-153X |
| | Ranger | Auto Trans | AA | 3 | 5-443X | | |
| | Ranger | Standard Trans; 4 Speed | AA | 3 | 5-443X | | |
| | Ranger | Standard Trans; 5 Speed | AA | 3 | 5-153X* | 5-1310-1X* 5-1310X** | 15-153X |
| 1983-1985 | Ranger | | AA | 4,5,6 | 5-443X | | |
| | Ranger | 108.0" WB; 72.0" Bed | AA | CV | 211342X | | |
| 1983-1986 | Ranger | | AA | 1 | 5-3215X | | |
| 1985-1986 | Ranger | | AA | 2,3 | 5-153X* | 5-1310-1X* 5-1310X** | 15-153X |
| 1986 | Ranger | 125.0" WB; 5 Speed | AA | 4,5 | 5-213X* | 5-1330-1X* 5-1330X** | 15-213X |
| | Ranger | 108.0" WB; 114.0" WB | AA | 4,5,6 | 5-443X | | |
| | Ranger | 125.0" WB; 4 Speed | AA | 4,5,6 | 5-443X | | |
| | Ranger | 125.0" WB; 5 Speed | AA | 6 | 5-1204X* | 5-7438X | 15-1204X |
| 1987 | Ranger | Custom; S; XLT; 2 Piece Driveshaft | Z | 2,3 | 5-153X* | 5-1310-1X* 5-1310X** | 15-153X |
| | Ranger | STX; 2 Piece Driveshaft | Z | 2,3 | 5-443X | | |
| 1987-1988 | Ranger | 108.0" WB; 2 Piece Driveshaft | AA | 4,5,6 | 5-443X | | |
| 1987-1989 | Ranger | 2 Piece Driveshaft | Z | 1 | 5-3215X | | |
| | Ranger | 114.0" WB; 125.0" WB; 2 Piece Driveshaft | Z | 4,6 | 5-443X | | |
| | Ranger | 125.0" WB; 2 Piece Driveshaft | Z | 5 | 5-443X | | |
| 1988-1989 | Ranger | 2 Piece Driveshaft; w/ 2.750" O.D. Yoke | Z | 2,3 | 5-443X | | |

* GREASEABLE ** NON-GREASEABLE



Ford (Cont'd)

| Year | Model | Description | Fig. | Location | Spicer Part # | SPL Part # | SVL Part # |
|-----------|--------|--|------|----------|---------------|-------------------------|------------|
| 1988-1989 | Ranger | 2 Piece Driveshaft; w/ 3.500" O.D. Yoke | Z | 2,3 | 5-153X* | 5-1310-1X* 5-1310X** | 15-153X |
| 1989-1997 | Ranger | 108.0" WB; 2 Piece Driveshaft | AA | 4,5,6 | 5-153X* | 5-1310-1X* 5-1310X** | 15-153X |
| 1990-1992 | Ranger | 2 Piece Driveshaft; w/ Dana Model 28 Axle | JA | 1 | 5-3215X | | |
| | Ranger | 2 Piece Driveshaft; w/ Dana Model 35 Axle | JA | 1 | 5-3226X | 5-760X** | |
| | Ranger | 2 Piece Driveshaft | JA | 2,3,4 | 5-153X* | 5-1310-1X* 5-1310X** | 15-153X |
| 1990-1994 | Ranger | 114.0" WB; 2 Piece Driveshaft | JA | 5,7 | 5-153X* | 5-1310-1X* 5-1310X** | 15-153X |
| 1990-1997 | Ranger | 125.0" WB; Extended Cab; 2 Piece Driveshaft | JA | 5,6,7 | 5-153X* | 5-1310-1X* 5-1310X** | 15-153X |
| 1993-1997 | Ranger | 2 Piece Driveshaft; w/o Double Cardan CV Joint | AA | 1 | 5-3226X | 5-760X** | |
| | Ranger | 2 Piece Driveshaft; w/o Double Cardan CV Joint | AA | 2 | 5-153X* | 5-1310-1X* 5-1310X** | 15-153X |
| | Ranger | 2 Piece Driveshaft | AA | 3 | 5-153X* | 5-1310-1X* 5-1310X** | 15-153X |
| | Ranger | 2 Piece Driveshaft; w/ Double Cardan CV Joint | JA | 1 | 5-3226X | 5-760X** | |
| | Ranger | 2 Piece Driveshaft; w/ Double Cardan CV Joint | JA | 2 | 5-153X* | 5-1310-1X* 5-1310X** | 15-153X |
| | Ranger | 2 Piece Driveshaft | JA | 3,4 | 5-153X* | 5-1310-1X* 5-1310X** | 15-153X |
| 1995-1997 | Ranger | 114.0" WB; 2 Piece Driveshaft | JA | 5,7 | 5-213X* | 5-1330-1X* 5-1330X** | 15-213X |
| 1996-1997 | Ranger | 4 Speed; 125.0" WB | JA | CB | 211590-1X | | |
| 1998-2011 | Ranger | | L | 2 | 5-153X* | 5-1310-1X* 5-1310X** | 15-153X |
| | Ranger | | L | 4,5 | 5-213X* | 5-1330-1X* 5-1330X** | 15-213X |

* GREASEABLE ** NON-GREASEABLE

4
W
D

Geo

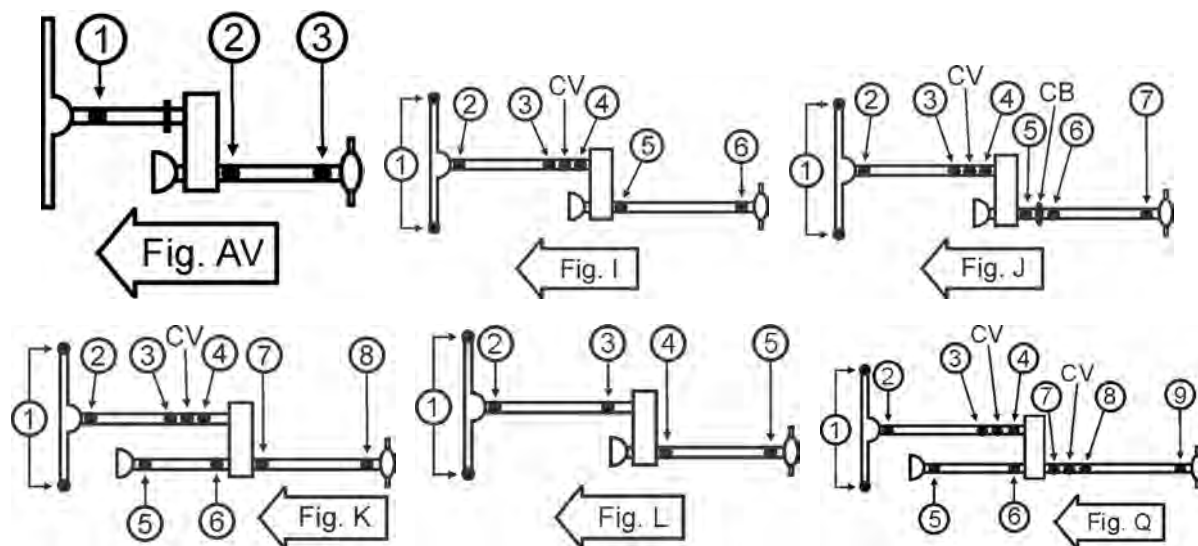
| Year | Model | Description | Fig. | Location | Spicer Part # | SPL Part # | SVL Part # |
|-----------|---------|-------------|------|----------|---------------|------------|------------|
| 1989-1997 | Tracker | | L | 2,3,4,5 | 5-1503X | | |

GMC

| Year | Model | Description | Fig. | Location | Spicer Part # | SPL Part # | SVL Part # |
|-----------|---------------|-----------------------|------|-------------|---------------|-------------------------|------------|
| 2005-2009 | C4500 Topkick | 1 Piece Driveshaft | K | 1 | | SPL70-4X | |
| | C4500 Topkick | 1 Piece Driveshaft | K | 2 | 5-160X* | 5-1410-1X* 5-1410X** | 15-160X |
| | C4500 Topkick | 1 Piece Driveshaft | K | 3,4 | 5-178X* | 5-1350-1X* 5-1350X** | 15-178X |
| | C4500 Topkick | 1 Piece Driveshaft | K | 5,6,7,8 | 5-188X* | SPL55-1X* SPL55X** | 15-188X |
| | C4500 Topkick | 2 Piece Driveshaft | Q | 1 | | SPL70-4X | |
| | C4500 Topkick | 2 Piece Driveshaft | Q | 2 | 5-160X* | 5-1410-1X* 5-1410X** | 15-160X |
| | C4500 Topkick | 2 Piece Driveshaft | Q | 3,4 | 5-178X* | 5-1350-1X* 5-1350X** | 15-178X |
| | C4500 Topkick | 2 Piece Driveshaft | Q | 5,6,7,8,9 | 5-188X* | SPL55-1X* SPL55X** | 15-188X |
| 2005-2009 | C5500 Topkick | 1 Piece Driveshaft | K | 1 | | SPL70-4X | |
| | C5500 Topkick | 1 Piece Driveshaft | K | 2 | 5-160X* | 5-1410-1X* 5-1410X** | 15-160X |
| | C5500 Topkick | 1 Piece Driveshaft | K | 3,4 | 5-178X* | 5-1350-1X* 5-1350X** | 15-178X |
| | C5500 Topkick | 1 Piece Driveshaft | K | 5,6,7,8 | 5-188X* | SPL55-1X* SPL55X** | 15-188X |
| | C5500 Topkick | 2 Piece Driveshaft | Q | 1 | | SPL70-4X | |
| | C5500 Topkick | 2 Piece Driveshaft | Q | 2 | 5-160X* | 5-1410-1X* 5-1410X** | 15-160X |
| | C5500 Topkick | 2 Piece Driveshaft | Q | 3,4 | 5-178X* | 5-1350-1X* 5-1350X** | 15-178X |
| | C5500 Topkick | 2 Piece Driveshaft | Q | 5,6,7,8,9 | 5-188X* | SPL55-1X* SPL55X** | 15-188X |
| 2004-2012 | Canyon | 1 Piece Driveshaft | AV | 1 | 5-153X* | 5-1310-1X* 5-1310X** | 15-153X |
| | Canyon | 1 Piece Driveshaft | AV | 2 | 5-213X* | 5-1330-1X* 5-1330X** | 15-213X |
| | Canyon | 1 Piece Driveshaft | AV | 3 | 5-212X* | 5-793X** | |
| 2015-2016 | Canyon | 1 Piece Driveshaft | AV | 1,2,3 | 5-178X* | 5-1350-1X* 5-1350X** | 15-178X |
| 2002-2009 | Envoy | 1 Piece Driveshaft | AV | 1 | 5-3213X | | |
| | Envoy | 1 Piece Driveshaft | AV | 2,3 | 5-3147X* | 5-795X** | 15-3147X |
| 2002-2006 | Envoy XL | 1 Piece Driveshaft | AV | 1 | 5-3213X | | |
| | Envoy XL | 1 Piece Driveshaft | AV | 2,3 | 5-3147X* | 5-795X** | 15-3147X |
| 2004-2005 | Envoy XUV | 1 Piece Driveshaft | AV | 1 | 5-3213X | | |
| | Envoy XUV | 1 Piece Driveshaft | AV | 2,3 | 5-3147X* | 5-795X** | 15-3147X |
| 1970-1972 | Jimmy | 1.062" Cup Dia. | I | 1 | 5-260X** | | 15-260X |
| | Jimmy | 1.188" Cup Dia. | I | 1 | 5-3226X | 5-760X** | |
| | Jimmy | | I | 2,3,4,5,6 | 5-153X* | 5-1310-1X* 5-1310X** | 15-153X |
| 1973-1977 | Jimmy | | I | 1,2,3,4,5,6 | 5-153X* | 5-1310-1X* 5-1310X** | 15-153X |
| 1978 | Jimmy | w/ Inside Snap Rings | I | 2,3,4 | 5-3147X* | 5-795X** | 15-3147X |
| | Jimmy | w/ Outside Snap Rings | I | 2,3,4 | 5-153X* | 5-1310-1X* 5-1310X** | 15-153X |
| | Jimmy | w/ Inside Snap Rings | I | CV | 211009X | | |
| 1978-1981 | Jimmy | | I | 5,6 | 5-153X* | 5-1310-1X* 5-1310X** | 15-153X |
| 1978-1991 | Jimmy | | I | 1 | 5-3226X | 5-760X** | |
| 1979-1986 | Jimmy | | I | CV | 211009X | | |
| 1979-1991 | Jimmy | | I | 2 | 5-153X* | 5-1310-1X* 5-1310X** | 15-153X |
| | Jimmy | | I | 3,4 | 5-3147X* | 5-795X** | 15-3147X |

* GREASEABLE ** NON-GREASEABLE

4 W D



GMC (Cont'd)

| Year | Model | Description | Fig. | Location | Spicer Part # | SPL Part # | SVL Part # |
|-----------|--------------|---|------|-------------------|---------------|-------------------------|------------|
| 1982 | Jimmy | 3 Speed | I | 5,6 | 5-3147X* | 5-795X** | 15-3147X |
| | Jimmy | Auto Trans; 4 Speed | I | 5,6 | 5-3147X* | 5-795X** | 15-3147X |
| | Jimmy | Standard Trans; 4 Speed | I | 5,6 | 5-178X* | 5-1350-1X* 5-1350X** | 15-178X |
| 1983-1991 | Jimmy | w/ Inside Snap Rings | I | 5,6 | 5-3147X* | 5-795X** | 15-3147X |
| | Jimmy | w/ Outside Snap Rings | I | 5,6 | 5-178X* | 5-1350-1X* 5-1350X** | 15-178X |
| 1992-1994 | Jimmy | w/ Press-on Slip Yoke Seal | L | 2,3 | 5-153X* | 5-1310-1X* 5-1310X** | 15-153X |
| | Jimmy | w/ Screw-on Slip Yoke Seal | L | 2,3 | 5-3213X | | |
| 1995-1999 | Jimmy | 2 Door; w/ ZR2 High Wider Sport Package | L | 4,5 | 5-178X* | 5-1350-1X* 5-1350X** | 15-178X |
| | Jimmy | 2 Door; w/o ZR2 High Wider Sport Package | L | 4,5 | 5-3147X* | 5-795X** | 15-3147X |
| | Jimmy | 4 Door | L | 4,5 | 5-3147X* | 5-795X** | 15-3147X |
| 2000-2001 | Jimmy | 1 Piece Driveshaft | AV | 1 | 5-3213X | | |
| | Jimmy | 1 Piece Driveshaft | AV | 2,3 | 5-3147X* | 5-795X** | 15-3147X |
| 2002-2005 | Jimmy | | L | 2 | 5-3213X | | |
| | Jimmy | | L | 4,5 | 5-3147X* | 5-795X** | 15-3147X |
| 1975-1976 | K15 | w/ Inside Snap Rings | K | 1 | 5-260X** | | 15-260X |
| | K15 | w/ Outside Snap Rings | K | 1 | 5-178X* | 5-1350-1X* 5-1350X** | 15-178X |
| | K15 | | K | 2,3,4,5,6,7, 8 | 5-153X* | 5-1310-1X* 5-1310X** | 15-153X |
| 1977-1978 | K15 | 1 Piece Driveshaft | I | 1 | 5-3226X | 5-760X** | |
| | K15 | 1 Piece Driveshaft | I | 2,3,4,5,6 | 5-153X* | 5-1310-1X* 5-1310X** | 15-153X |
| | K15 | 2 Piece Driveshaft | J | 1 | 5-3226X | 5-760X** | |
| | K15 | 2 Piece Driveshaft | J | 2,3,4,5 | 5-3147X* | 5-795X** | 15-3147X |
| | K15 | 2 Piece Driveshaft | J | 6,7 | 5-178X* | 5-1350-1X* 5-1350X** | 15-178X |
| | K15 | 2 Piece Driveshaft | J | CV | 211009X | | |
| 1975-1976 | K15 Suburban | | K | 1 | 5-3226X | 5-760X** | |
| | K15 Suburban | | K | 2,3,4,5,6,7, 8 | 5-153X* | 5-1310-1X* 5-1310X** | 15-153X |
| 1977-1978 | K15 Suburban | 1 Piece Driveshaft | I | 1 | 5-3226X | 5-760X** | |
| | K15 Suburban | 1 Piece Driveshaft; w/ Inside Snap Rings | I | 2,3,4 | 5-3147X* | 5-795X** | 15-3147X |
| | K15 Suburban | 1 Piece Driveshaft; w/ Outside Snap Rings | I | 2,3,4 | 5-153X* | 5-1310-1X* 5-1310X** | 15-153X |

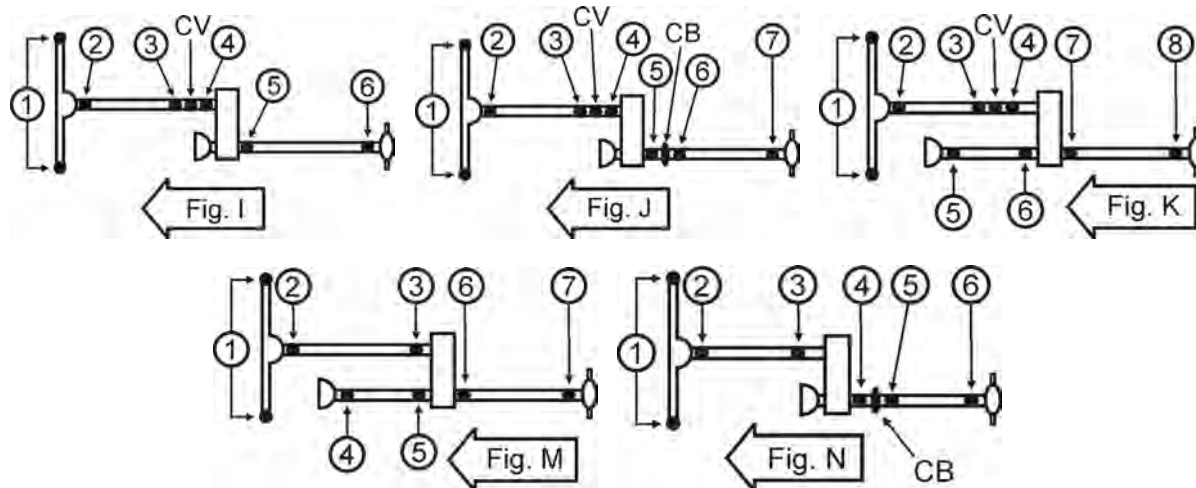
* GREASEABLE ** NON-GREASEABLE

4
W
D

GMC (Cont'd)

| Year | Model | Description | Fig. | Location | Spicer Part # | SPL Part # | SVL Part # | |
|-----------|--------------------|--|------|-------------------|---------------|-------------------------|-------------------------|----------|
| 1977-1978 | K15 Suburban | 1 Piece Driveshaft | I | 5,6 | 5-153X* | 5-1310-1X* 5-1310X** | 15-153X | |
| | K15 Suburban | 2 Piece Driveshaft | J | 1 | 5-3226X | 5-760X** | | |
| | K15 Suburban | 2 Piece Driveshaft | J | 2,3,4,5 | 5-3147X* | 5-795X** | 15-3147X | |
| | K15 Suburban | 2 Piece Driveshaft | J | 6,7 | 5-178X* | 5-1350-1X* 5-1350X** | 15-178X | |
| | K15 Suburban | 2 Piece Driveshaft | J | CV | 211009X | | | |
| 1966 | K15/K1500 Pickup | w/ Inside Snap Rings | M | 1 | 5-260X** | | 15-260X | |
| | K15/K1500 Pickup | w/ Outside Snap Rings | M | 1 | 5-178X* | 5-1350-1X* 5-1350X** | 15-178X | |
| | K15/K1500 Pickup | Standard Trans; 3 Speed; 4 Speed | M | 2,3,5 | 5-153X* | 5-1310-1X* 5-1310X** | 15-153X | |
| | K15/K1500 Pickup | Standard Trans; 3 Speed | M | 4 | 5-153X* | 5-1310-1X* 5-1310X** | 15-153X | |
| | K15/K1500 Pickup | Standard Trans; 4 Speed | M | 4 | 5-178X* | 5-1350-1X* 5-1350X** | 15-178X | |
| | K15/K1500 Pickup | Standard Trans; 3 Speed; 4 Speed | M | 6,7 | 5-178X* | 5-1350-1X* 5-1350X** | 15-178X | |
| | K15/K1500 Pickup | Standard Trans; 3 Speed; 4 Speed | M | 6,7 | 5-178X* | 5-1350-1X* 5-1350X** | 15-178X | |
| 1967-1974 | K15/K1500 Pickup | w/ Inside Snap Rings | K | 1 | 5-260X** | | 15-260X | |
| | K15/K1500 Pickup | w/ Outside Snap Rings | K | 1 | 5-178X* | 5-1350-1X* 5-1350X** | 15-178X | |
| | K15/K1500 Pickup | | K | 2,3,4,5,6,7, 8 | 5-153X* | 5-1310-1X* 5-1310X** | 15-153X | |
| 1967-1969 | K15/K1500 Suburban | w/ Inside Snap Rings | K | 1 | 5-260X** | | 15-260X | |
| | K15/K1500 Suburban | w/ Outside Snap Rings | K | 1 | 5-178X* | 5-1350-1X* 5-1350X** | 15-178X | |
| 1967-1974 | K15/K1500 Suburban | | K | 2,3,4,5,6,7, 8 | 5-153X* | 5-1310-1X* 5-1310X** | 15-153X | |
| 1970-1971 | K15/K1500 Suburban | | K | 1 | 5-260X** | | 15-260X | |
| 1972 | K15/K1500 Suburban | 1.062" Cup Dia. | K | 1 | 5-260X** | | 15-260X | |
| | K15/K1500 Suburban | 1.188" Cup Dia. | K | 1 | 5-3226X | 5-760X** | | |
| 1973-1974 | K15/K1500 Suburban | | K | 1 | 5-3226X | 5-760X** | | |
| 1979-1981 | K1500 | 1 Piece Driveshaft | I | 1 | 5-3226X | 5-760X** | | |
| | K1500 | 1 Piece Driveshaft | I | 2 | 5-153X* | 5-1310-1X* 5-1310X** | 15-153X | |
| | K1500 | 1 Piece Driveshaft | I | 3,4 | 5-3147X* | 5-795X** | 15-3147X | |
| | K1500 | 1 Piece Driveshaft | I | 5,6 | 5-153X* | 5-1310-1X* 5-1310X** | 15-153X | |
| | K1500 | 1 Piece Driveshaft; w/ Inside Snap Rings | I | CV | 211009X | | | |
| | K1500 | 2 Piece Driveshaft | J | 1 | 5-3226X | 5-760X** | | |
| | K1500 | 2 Piece Driveshaft | J | 2 | 5-153X* | 5-1310-1X* 5-1310X** | 15-153X | |
| | K1500 | 2 Piece Driveshaft | J | 3,4 | 5-3147X* | 5-795X** | 15-3147X | |
| | K1500 | 2 Piece Driveshaft | J | 5,6,7 | 5-178X* | 5-1350-1X* 5-1350X** | 15-178X | |
| | K1500 | 2 Piece Driveshaft; w/ Inside Snap Rings | J | CV | 211009X | | | |
| | 1982-1986 | K1500 | | I | 1 | 5-3226X | 5-760X** | |
| | | K1500 | | I | 2 | 5-153X* | 5-1310-1X* 5-1310X** | 15-153X |
| | | K1500 | | I | 3,4 | 5-3147X* | 5-795X** | 15-3147X |
| K1500 | | w/ Inside Snap Rings | I | 5,6 | 5-3147X* | 5-795X** | 15-3147X | |
| K1500 | | w/ Outside Snap Rings | I | 5,6 | 5-178X* | 5-1350-1X* 5-1350X** | 15-178X | |
| K1500 | | | I | CV | 211009X | | | |
| K1500 | | | I | CV | 211009X | | | |
| 1988-1991 | K1500 | Extended Cab; Standard Cab; Standard Trans | N | 2 | 5-212X* | 5-793X** | | |
| | K1500 | Extended Cab; Standard Cab; Auto Trans | N | 2,3 | 5-3147X* | 5-795X** | 15-3147X | |
| | K1500 | Extended Cab; Standard Cab; Standard Trans; w/ Aluminum Yoke | N | 3 | | 5-3614X | | |
| | K1500 | Extended Cab; Standard Cab; Standard Trans; w/ Steel Yoke | N | 3 | 5-213X* | 5-1330-1X* 5-1330X** | 15-213X | |

* GREASEABLE ** NON-GREASEABLE



GMC (Cont'd)

| Year | Model | Description | Fig. | Location | Spicer Part # | SPL Part # | SVL Part # |
|-----------|-------|---|------|----------|---------------|-------------------------|------------|
| 1988-1991 | K1500 | Extended Cab; Auto Trans; w/ Aluminum Yoke | N | 4,5 | | 5-3614X | |
| | K1500 | Extended Cab; Auto Trans; w/ Steel Yoke | N | 4,5 | 5-213X* | 5-1330-1X* 5-1330X** | 15-213X |
| | K1500 | Extended Cab; Standard Trans; w/ Aluminum Shaft | N | 4,5,6 | | 5-3615X | |
| | K1500 | Extended Cab; Standard Trans; w/ Steel Shaft | N | 4,5,6 | 5-178X* | 5-1350-1X* 5-1350X** | 15-178X |
| | K1500 | Standard Cab; Standard Trans; w/ Aluminum Shaft | N | 4,6 | | 5-3615X | |
| | K1500 | Standard Cab; Standard Trans; w/ Steel Shaft | N | 4,6 | 5-178X* | 5-1350-1X* 5-1350X** | 15-178X |
| | K1500 | Extended Cab; Auto Trans | N | 6 | 5-212X* | 5-793X** | |
| 1988-1993 | K1500 | Standard Cab; Auto Trans | N | 4,6 | 5-3147X* | 5-795X** | 15-3147X |
| 1992-1993 | K1500 | Extended Cab; Auto Trans; Exc. F44 HD Chassis; w/ Aluminum Yoke | N | 4 | | 5-3614X | |
| | K1500 | Extended Cab; Auto Trans; Exc. F44 HD Chassis; w/ Steel Yoke | N | 4 | 5-213X* | 5-1330-1X* 5-1330X** | 15-213X |
| | K1500 | Extended Cab; Exc. F44 HD Chassis; w/ Aluminum Yoke | N | 5 | | 5-3614X | |
| | K1500 | Extended Cab; Exc. F44 HD Chassis; w/ Steel Yoke | N | 5 | 5-213X* | 5-1330-1X* 5-1330X** | 15-213X |
| | K1500 | Extended Cab; w/ F44 HD Chassis; w/ Aluminum Shaft | N | 5 | | 5-3615X | |
| | K1500 | Extended Cab; w/ F44 HD Chassis; w/ Steel Shaft | N | 5 | 5-178X* | 5-1350-1X* 5-1350X** | 15-178X |
| 1992-1995 | K1500 | Extended Cab; Auto Trans; Exc. F44 HD Chassis | N | 6 | 5-212X* | 5-793X** | |
| 1993 | K1500 | Extended Cab; Standard Cab | N | 2,3 | 5-3147X* | 5-795X** | 15-3147X |
| | K1500 | Extended Cab; Standard Trans; MT8; w/ F44 HD Chassis; w/ Aluminum Shaft | N | 4,6 | | 5-3615X | |
| | K1500 | Extended Cab; Standard Trans; MT8; w/ F44 HD Chassis; w/ Steel Shaft | N | 4,6 | 5-178X* | 5-1350-1X* 5-1350X** | 15-178X |
| | K1500 | Standard Cab; Standard Trans; MT8; w/ Aluminum Shaft | N | 4,6 | | 5-3615X | |
| | K1500 | Standard Cab; Standard Trans; MT8; w/ Steel Shaft | N | 4,6 | 5-178X* | 5-1350-1X* 5-1350X** | 15-178X |
| 1994-1995 | K1500 | Extended Cab; w/ F44 HD Chassis; 1.188" Cup Dia.; w/ Aluminum Shaft | N | 4 | | 5-3615X | |
| | K1500 | Extended Cab; w/ F44 HD Chassis; 1.188" Cup Dia.; w/ Steel Shaft | N | 4 | 5-178X* | 5-1350-1X* 5-1350X** | 15-178X |
| | K1500 | w/ Aluminum Shaft | N | 5 | | 5-3615X | |
| | K1500 | w/ Aluminum Yoke | N | 5 | | 5-3614X | |

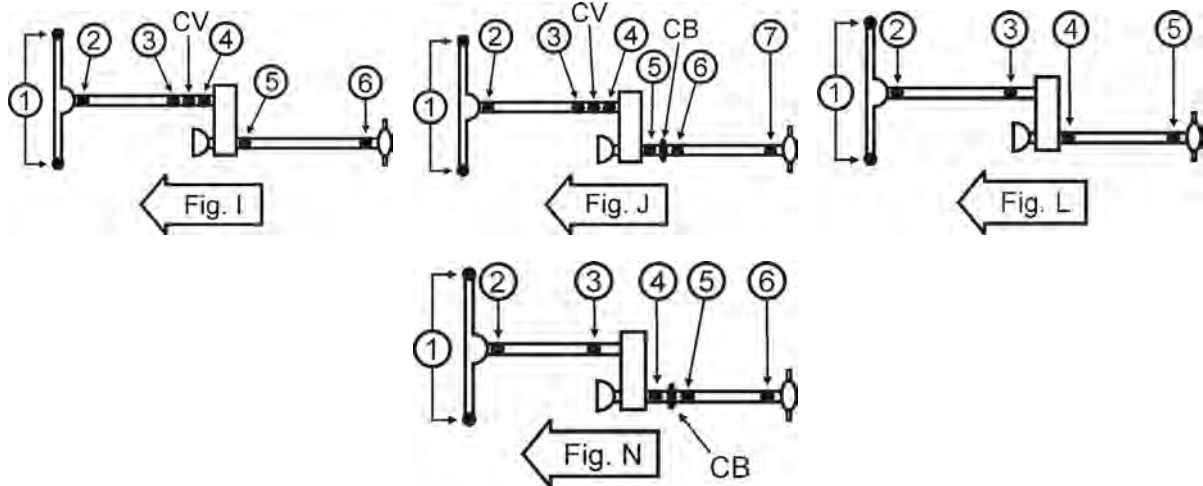
* GREASEABLE ** NON-GREASEABLE

4
W
D

GMC (Cont'd)

| Year | Model | Description | Fig. | Location | Spicer Part # | SPL Part # | SVL Part # | |
|-----------|----------------|---|-------------------------|----------|---------------|-------------------------|------------|----------|
| 1994-1995 | K1500 | w/ Steel Shaft | N | 5 | 5-178X* | 5-1350-1X* 5-1350X** | 15-178X | |
| | K1500 | w/ Steel Yoke | N | 5 | 5-213X* | 5-1330-1X* 5-1330X** | 15-213X | |
| | K1500 | Extended Cab; Standard Trans; w/ F44 HD Chassis; w/ Aluminum Shaft | N | 6 | | 5-3615X | | |
| | K1500 | Extended Cab; Standard Trans; w/ F44 HD Chassis; w/ Steel Shaft | N | 6 | 5-178X* | 5-1350-1X* 5-1350X** | 15-178X | |
| | K1500 | Standard Cab; 1.188" Cup Dia.; w/ Aluminum Shaft | N | 6 | | 5-3615X | | |
| | K1500 | Standard Cab; 1.188" Cup Dia.; w/ Steel Shaft | N | 6 | 5-178X* | 5-1350-1X* 5-1350X** | 15-178X | |
| 1994-1996 | K1500 | Extended Cab; Exc. F44 HD Chassis; 1.062" Cup Dia.; w/ Aluminum Shaft | N | 4 | | 5-3614X | | |
| | K1500 | Extended Cab; Exc. F44 HD Chassis; 1.062" Cup Dia.; w/ Steel Shaft | N | 4 | 5-213X* | 5-1330-1X* 5-1330X** | 15-213X | |
| | K1500 | Standard Cab; 1.125" Cup Dia. | N | 4,6 | 5-3147X* | 5-795X** | 15-3147X | |
| 1995 | K1500 | Gas; Standard Cab | N | 2,3 | 5-3147X* | 5-795X** | 15-3147X | |
| | K1500 | Diesel; Standard Cab | N | 3 | 5-213X* | 5-1330-1X* 5-1330X** | 15-213X | |
| 1996 | K1500 | Diesel; Extended Cab; Standard Cab | N | 2 | 5-212X* | 5-793X** | | |
| | K1500 | Gas; Extended Cab; Standard Cab | N | 2,3 | 5-3147X* | 5-795X** | 15-3147X | |
| | K1500 | Diesel; Extended Cab; Standard Cab | N | 3 | 5-213X* | 5-1330-1X* 5-1330X** | 15-213X | |
| | K1500 | Extended Cab; w/ F44 HD Chassis; 1.188" Cup Dia.; w/ Aluminum Shaft | N | 4,6 | | 5-3615X | | |
| | K1500 | Extended Cab; w/ F44 HD Chassis; 1.188" Cup Dia.; w/ Steel Shaft | N | 4,6 | 5-178X* | 5-1350-1X* 5-1350X** | 15-178X | |
| | K1500 | 1.188" Cup Dia.; w/ Aluminum Shaft | N | 5 | | 5-3615X | | |
| | K1500 | 1.188" Cup Dia.; w/ Steel Shaft | N | 5 | 5-178X* | 5-1350-1X* 5-1350X** | 15-178X | |
| | K1500 | Extended Cab; Exc. F44 HD Chassis; 1.062" Cup Dia. | N | 6 | 5-212X* | 5-793X** | | |
| 1997 | K1500 | Standard Cab; 1.125" Cup Dia. | N | 4 | 5-3147X* | 5-795X** | 15-3147X | |
| 1997-1998 | K1500 | | N | 2,3 | 5-3147X* | 5-795X** | 15-3147X | |
| | K1500 | Gas; Extended Cab; Exc. F44 HD Chassis; 1.062" Cup Dia.; w/ Aluminum Shaft | N | 4 | | 5-3614X | | |
| | K1500 | Gas; Extended Cab; Exc. F44 HD Chassis; 1.062" Cup Dia.; w/ Steel Shaft | N | 4 | 5-213X* | 5-1330-1X* 5-1330X** | 15-213X | |
| | K1500 | Diesel; Extended Cab; w/ F44 HD Chassis; 1.188" Cup Dia.; w/ Aluminum Shaft | N | 4,6 | | 5-3615X | | |
| | K1500 | Diesel; Extended Cab; w/ F44 HD Chassis; 1.188" Cup Dia.; w/ Steel Shaft | N | 4,6 | 5-178X* | 5-1350-1X* 5-1350X** | 15-178X | |
| | K1500 | Extended Cab; Exc. F44 HD Chassis; 1.062" Cup Dia.; w/ Aluminum Shaft | N | 5 | | 5-3614X | | |
| | K1500 | Extended Cab; Exc. F44 HD Chassis; 1.062" Cup Dia.; w/ Steel Shaft | N | 5 | 5-213X* | 5-1330-1X* 5-1330X** | 15-213X | |
| | K1500 | Extended Cab; w/ F44 HD Chassis; 1.188" Cup Dia.; w/ Aluminum Shaft | N | 5 | | 5-3615X | | |
| | K1500 | Extended Cab; w/ F44 HD Chassis; 1.188" Cup Dia.; w/ Steel Shaft | N | 5 | 5-178X* | 5-1350-1X* 5-1350X** | 15-178X | |
| | K1500 | Gas; Extended Cab; Exc. F44 HD Chassis; 1.062" Cup Dia. | N | 6 | 5-212X* | 5-793X** | | |
| | 1998 | K1500 | 1.125" Cup Dia. | N | 4 | 5-3147X* | 5-795X** | 15-3147X |
| | 1999 | K1500 | Extended Cab; Short Bed | L | 2,3 | 5-3147X* | 5-795X** | 15-3147X |
| K1500 | | Extended Cab; Short Bed; w/ Aluminum Yoke | L | 4 | | 5-3614X | | |
| K1500 | | Extended Cab; Short Bed; w/ Steel Yoke | L | 4 | 5-213X* | 5-1330-1X* 5-1330X** | 15-213X | |
| K1500 | | Extended Cab; Short Bed | L | 5 | 5-212X* | 5-793X** | | |
| 1979-1981 | K1500 Suburban | 1 Piece Driveshaft | I | 1 | 5-3226X | 5-760X** | | |
| | K1500 Suburban | 1 Piece Driveshaft | I | 2 | 5-153X* | 5-1310-1X* 5-1310X** | 15-153X | |

* GREASEABLE ** NON-GREASEABLE



GMC (Cont'd)

| Year | Model | Description | Fig. | Location | Spicer Part # | SPL Part # | SVL Part # |
|----------------|--------------------|--|-------|----------|-------------------------|-------------------------|------------|
| 1979-1981 | K1500 Suburban | 1 Piece Driveshaft | I | 3,4 | 5-3147X* | 5-795X** | 15-3147X |
| | K1500 Suburban | 1 Piece Driveshaft | I | 5,6 | 5-153X* | 5-1310-1X* 5-1310X** | 15-153X |
| | K1500 Suburban | w/ Inside Snap Rings | I | CV | 211009X | | |
| | K1500 Suburban | 2 Piece Driveshaft | J | 1 | 5-3226X | 5-760X** | |
| | K1500 Suburban | 2 Piece Driveshaft | J | 2 | 5-153X* | 5-1310-1X* 5-1310X** | 15-153X |
| | K1500 Suburban | 2 Piece Driveshaft | J | 3,4 | 5-3147X* | 5-795X** | 15-3147X |
| K1500 Suburban | 2 Piece Driveshaft | J | 5,6,7 | 5-178X* | 5-1350-1X* 5-1350X** | 15-178X | |
| 1982-1986 | K1500 Suburban | | I | 1 | 5-3226X | 5-760X** | |
| | K1500 Suburban | | I | 2 | 5-153X* | 5-1310-1X* 5-1310X** | 15-153X |
| | K1500 Suburban | | I | 3,4 | 5-3147X* | 5-795X** | 15-3147X |
| | K1500 Suburban | w/ Inside Snap Rings | I | 5,6 | 5-3147X* | 5-795X** | 15-3147X |
| | K1500 Suburban | w/ Outside Snap Rings | I | 5,6 | 5-178X* | 5-1350-1X* 5-1350X** | 15-178X |
| | K1500 Suburban | | I | CV | 211009X | | |
| 1992-1994 | K1500 Suburban | | L | 2,3,4,5 | 5-3147X* | 5-795X** | 15-3147X |
| 1995-1996 | K1500 Suburban | Diesel | L | 2 | 5-212X* | 5-793X** | |
| | K1500 Suburban | Gas | L | 2,3 | 5-3147X* | 5-795X** | 15-3147X |
| | K1500 Suburban | Diesel | L | 3 | 5-213X* | 5-1330-1X* 5-1330X** | 15-213X |
| | K1500 Suburban | | L | 4,5 | 5-3147X* | 5-795X** | 15-3147X |
| 1997-1999 | K1500 Suburban | | L | 2,3 | 5-3147X* | 5-795X** | 15-3147X |
| | K1500 Suburban | w/ Inside Snap Rings | L | 4,5 | 5-3147X* | 5-795X** | 15-3147X |
| | K1500 Suburban | w/ Outside Snap Rings | L | 4,5 | 5-178X* | 5-1350-1X* 5-1350X** | 15-178X |
| 1975-1976 | K25 | 1 Piece Driveshaft | I | 2,3,4 | 5-153X* | 5-1310-1X* 5-1310X** | 15-153X |
| | K25 | 1 Piece Driveshaft; w/ Full Time Transfer Case | I | 5,6 | 5-153X* | 5-1310-1X* 5-1310X** | 15-153X |
| | K25 | 1 Piece Driveshaft; w/ Part Time Transfer Case | I | 5,6 | 5-178X* | 5-1350-1X* 5-1350X** | 15-178X |
| | K25 | 2 Piece Driveshaft | J | 2,3,4 | 5-153X* | 5-1310-1X* 5-1310X** | 15-153X |
| | K25 | 2 Piece Driveshaft; w/ Part Time Transfer Case | J | 5,6,7 | 5-178X* | 5-1350-1X* 5-1350X** | 15-178X |
| | K25 | 2 Piece Driveshaft; w/ Full Time Transfer Case | J | 5,7 | 5-153X* | 5-1310-1X* 5-1310X** | 15-153X |
| 1975-1978 | K25 | 1 Piece Driveshaft | I | 1 | 5-3226X | 5-760X** | |
| | K25 | 2 Piece Driveshaft | J | 1 | 5-3226X | 5-760X** | |

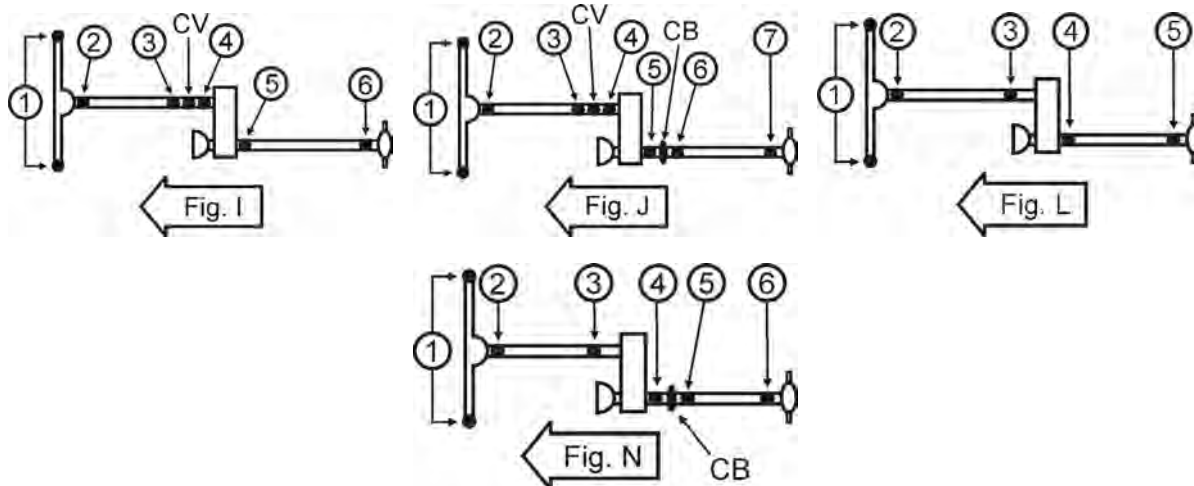
* GREASEABLE ** NON-GREASEABLE

4
W
D

GMC (Cont'd)

| Year | Model | Description | Fig. | Location | Spicer Part # | SPL Part # | SVL Part # | |
|-----------|------------------|---|------|-----------|---------------|-------------------------|-------------------------|---------|
| 1977-1978 | K25 | 1 Piece Driveshaft; w/ Inside Snap Rings | I | 2,3,4 | 5-3147X* | 5-795X** | 15-3147X | |
| | K25 | 1 Piece Driveshaft; w/ Outside Snap Rings | I | 2,3,4 | 5-153X* | 5-1310-1X* 5-1310X** | 15-153X | |
| | K25 | 1 Piece Driveshaft | I | 5 | 5-153X* | 5-1310-1X* 5-1310X** | 15-153X | |
| | K25 | 1 Piece Driveshaft | I | 6 | 5-178X* | 5-1350-1X* 5-1350X** | 15-178X | |
| | K25 | 1 Piece Driveshaft; w/ Inside Snap Rings | I | CV | 211009X | | | |
| | K25 | 2 Piece Driveshaft; w/ Inside Snap Rings | J | 2,3,4 | 5-3147X* | 5-795X** | 15-3147X | |
| | K25 | 2 Piece Driveshaft; w/ Outside Snap Rings | J | 2,3,4 | 5-153X* | 5-1310-1X* 5-1310X** | 15-153X | |
| | K25 | 2 Piece Driveshaft | J | 5,6,7 | 5-178X* | 5-1350-1X* 5-1350X** | 15-178X | |
| | K25 | 2 Piece Driveshaft; w/ Inside Snap Rings | J | CV | 211009X | | | |
| 1967-1969 | K25/K2500 Pickup | w/ Inside Snap Rings | I | 1 | 5-260X** | | 15-260X | |
| | K25/K2500 Pickup | w/ Outside Snap Rings | I | 1 | 5-178X* | 5-1350-1X* 5-1350X** | 15-178X | |
| 1967-1972 | K25/K2500 Pickup | | I | 2,3,4,5,6 | 5-153X* | 5-1310-1X* 5-1310X** | 15-153X | |
| 1970-1971 | K25/K2500 Pickup | | I | 1 | 5-260X** | | 15-260X | |
| 1972 | K25/K2500 Pickup | 1.062" Cup Dia. | I | 1 | 5-260X** | | 15-260X | |
| | K25/K2500 Pickup | 1.188" Cup Dia. | I | 1 | 5-3226X | 5-760X** | | |
| 1973-1974 | K25/K2500 Pickup | | I | 1 | 5-3226X | 5-760X** | | |
| | K25/K2500 Pickup | | I | 2,3,4 | 5-153X* | 5-1310-1X* 5-1310X** | 15-153X | |
| | K25/K2500 Pickup | | I | 5,6 | 5-178X* | 5-1350-1X* 5-1350X** | 15-178X | |
| 1979-1981 | K2500 | 1 Piece Driveshaft | I | 1 | 5-3226X | 5-760X** | | |
| | K2500 | 1 Piece Driveshaft | I | 2 | 5-153X* | 5-1310-1X* 5-1310X** | 15-153X | |
| | K2500 | 1 Piece Driveshaft | I | 3,4 | 5-3147X* | 5-795X** | 15-3147X | |
| | K2500 | 1 Piece Driveshaft | I | 5 | 5-153X* | 5-1310-1X* 5-1310X** | 15-153X | |
| | K2500 | 1 Piece Driveshaft | I | 6 | 5-178X* | 5-1350-1X* 5-1350X** | 15-178X | |
| | K2500 | 1 Piece Driveshaft | I | CV | 211009X | | | |
| | K2500 | 2 Piece Driveshaft | J | 1 | 5-3226X | 5-760X** | | |
| | K2500 | 2 Piece Driveshaft | J | 2 | 5-153X* | 5-1310-1X* 5-1310X** | 15-153X | |
| | K2500 | 2 Piece Driveshaft | J | 3,4 | 5-3147X* | 5-795X** | 15-3147X | |
| | K2500 | 2 Piece Driveshaft | J | 5,6 | 5-178X* | 5-1350-1X* 5-1350X** | 15-178X | |
| | K2500 | 2 Piece Driveshaft | J | CV | 211009X | | | |
| | 1982-1986 | K2500 | | I | 1 | 5-3226X | 5-760X** | |
| | | K2500 | | I | 2 | 5-153X* | 5-1310-1X* 5-1310X** | 15-153X |
| K2500 | | | I | 3,4 | 5-3147X* | 5-795X** | 15-3147X | |
| K2500 | | | I | 5,6 | 5-178X* | 5-1350-1X* 5-1350X** | 15-178X | |
| K2500 | | | I | CV | 211009X | | | |
| 1988-1991 | K2500 | w/ Inside & Outside Snap Rings | N | 2 | 5-212X* | 5-793X** | | |
| | K2500 | w/ Inside Snap Rings | N | 2,3 | 5-3147X* | 5-795X** | 15-3147X | |
| | K2500 | w/ Outside Snap Rings | N | 3 | 5-213X* | 5-1330-1X* 5-1330X** | 15-213X | |
| | K2500 | w/ Aluminum Shaft | N | 4,5,6 | | 5-3615X | | |
| | K2500 | w/ Steel Shaft | N | 4,5,6 | 5-178X* | 5-1350-1X* 5-1350X** | 15-178X | |
| 1992-1996 | K2500 | 1 Piece Driveshaft | L | 1 | 5-3226X | 5-760X** | | |
| | K2500 | 1 Piece Aluminum Driveshaft | L | 4,5 | | 5-3615X | | |
| | K2500 | 1 Piece Driveshaft; Steel Driveshaft | L | 4,5 | 5-178X* | 5-1350-1X* 5-1350X** | 15-178X | |
| | K2500 | 2 Piece Driveshaft | N | 1 | 5-3226X | 5-760X** | | |

* GREASEABLE ** NON-GREASEABLE



GMC (Cont'd)

| Year | Model | Description | Fig. | Location | Spicer Part # | SPL Part # | SVL Part # |
|-----------|----------------|---|------|----------|---------------|-------------------------|------------|
| 1992-1996 | K2500 | 2 Piece Driveshaft | N | 2,3 | 5-3147X* | 5-795X** | 15-3147X |
| 1994 | K2500 | Diesel; 2 Piece Driveshaft | N | 4,5,6 | 5-213X* | 5-1330-1X* 5-1330X** | 15-213X |
| | K2500 | Gas; 2 Piece Driveshaft; Steel Driveshaft | N | 4,5,6 | 5-178X* | 5-1350-1X* 5-1350X** | 15-178X |
| 1995-1996 | K2500 | 2 Piece Driveshaft; Steel Driveshaft | N | 4,5,6 | 5-178X* | 5-1350-1X* 5-1350X** | 15-178X |
| 1997-1999 | K2500 | | N | 1 | 5-3226X | 5-760X** | |
| | K2500 | | N | 2,3 | 5-3147X* | 5-795X** | 15-3147X |
| | K2500 | | N | 4,5,6 | 5-178X* | 5-1350-1X* 5-1350X** | 15-178X |
| 2000 | K2500 | 1 Piece Driveshaft | L | 2,3 | 5-3147X* | 5-795X** | 15-3147X |
| | K2500 | V8 5.7L; 1 Piece Driveshaft | L | 4,5 | 5-178X* | 5-1350-1X* 5-1350X** | 15-178X |
| | K2500 | V8 6.5L; 1 Piece Driveshaft | L | 4,5 | 5-160X* | 5-1410-1X* 5-1410X** | 15-160X |
| | K2500 | V8 7.4L; 1 Piece Driveshaft | L | 4,5 | 5-160X* | 5-1410-1X* 5-1410X** | 15-160X |
| 1992-1999 | K2500 Suburban | | L | 2,3 | 5-3147X* | 5-795X** | 15-3147X |
| | K2500 Suburban | | L | 4,5 | 5-178X* | 5-1350-1X* 5-1350X** | 15-178X |
| 1977-1978 | K35 | | N | 1 | | SPL55-3X** SPL55-4X* | |
| | K35 | | N | 2,3 | 5-153X* | 5-1310-1X* 5-1310X** | 15-153X |
| | K35 | | N | 4,5,6 | 5-178X* | 5-1350-1X* 5-1350X** | 15-178X |
| 1979 | K3500 | | J | 2,3,4 | 5-153X* | 5-1310-1X* 5-1310X** | 15-153X |
| | K3500 | Auto Trans | J | 5 | 5-153X* | 5-1310-1X* 5-1310X** | 15-153X |
| | K3500 | Standard Trans | J | 5 | 5-178X* | 5-1350-1X* 5-1350X** | 15-178X |
| | K3500 | | J | 6,7 | 5-178X* | 5-1350-1X* 5-1350X** | 15-178X |
| 1979-1986 | K3500 | | J | 1 | | SPL55-3X** SPL55-4X* | |
| 1980-1986 | K3500 | 1 Piece Driveshaft | I | CV | 211009X | | |
| | K3500 | | J | 2 | 5-153X* | 5-1310-1X* 5-1310X** | 15-153X |
| | K3500 | | J | 3,4 | 5-3147X* | 5-795X** | 15-3147X |
| | K3500 | | J | 5,6,7 | 5-178X* | 5-1350-1X* 5-1350X** | 15-178X |

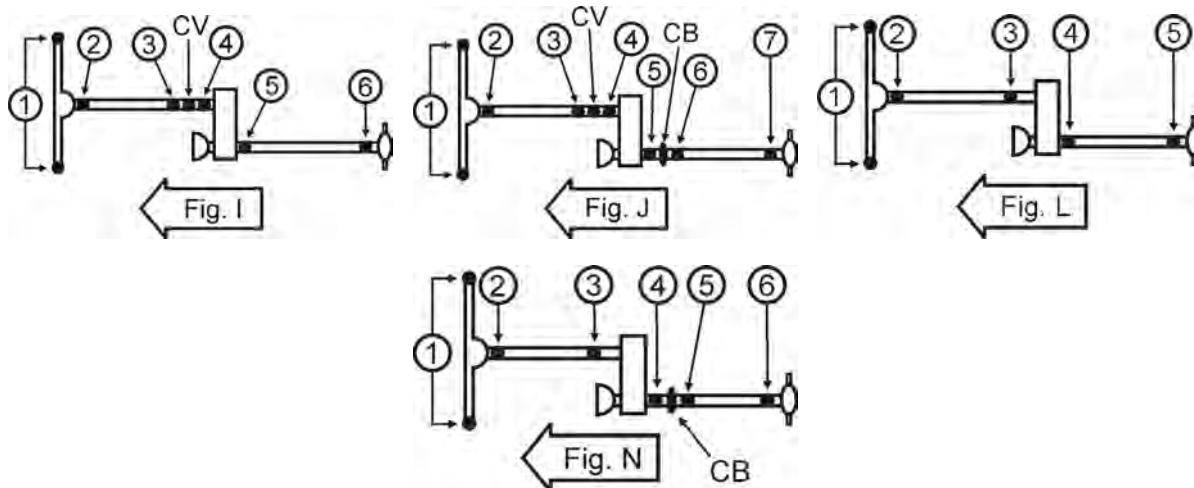
* GREASEABLE ** NON-GREASEABLE

4
W
D

GMC (Cont'd)

| Year | Model | Description | Fig. | Location | Spicer Part # | SPL Part # | SVL Part # | |
|-----------|-----------|--|---|----------|---------------|-------------------------|-------------------------|----------|
| 1980-1986 | K3500 | 2 Piece Driveshaft | J | CV | 211009X | | | |
| 1988-1989 | K3500 | 1 Piece Driveshaft; w/ CV at Transfer Case | I | 1 | | SPL55-3X** SPL55-4X* | | |
| | K3500 | 1 Piece Driveshaft; w/ CV at Transfer Case | I | 3,4 | 5-3147X* | 5-795X** | 15-3147X | |
| | K3500 | 1 Piece Driveshaft; w/ CV at Transfer Case; w/ Aluminum Shaft | I | 5,6 | | 5-3615X | | |
| | K3500 | 1 Piece Driveshaft; w/ CV at Transfer Case; w/ Steel Shaft | I | 5,6 | 5-178X* | 5-1350-1X* 5-1350X** | 15-178X | |
| | K3500 | 2 Piece Driveshaft; w/ CV at Transfer Case | J | 1 | | SPL55-3X** SPL55-4X* | | |
| | K3500 | 2 Piece Driveshaft; w/ CV at Transfer Case | J | 3,4 | 5-3147X* | 5-795X** | 15-3147X | |
| | K3500 | 2 Piece Driveshaft; w/ CV at Transfer Case; w/ Aluminum Shaft | J | 5,6,7 | | 5-3615X | | |
| | K3500 | 2 Piece Driveshaft; w/ CV at Transfer Case; w/ Steel Shaft | J | 5,6,7 | 5-178X* | 5-1350-1X* 5-1350X** | 15-178X | |
| | K3500 | 1 Piece Driveshaft; w/ Outside Snap Rings; w/o CV at Transfer Case | L | 2 | 5-212X* | 5-793X** | | |
| | K3500 | 1 Piece Driveshaft; w/ Inside Snap Rings; w/o CV at Transfer Case | L | 2,3 | 5-3147X* | 5-795X** | 15-3147X | |
| | K3500 | 1 Piece Driveshaft; w/ Outside Snap Rings; w/ Aluminum Yoke; w/o CV at Transfer Case | L | 3 | | 5-3614X | | |
| | K3500 | 1 Piece Driveshaft; w/ Outside Snap Rings; w/ Steel Yoke; w/o CV at Transfer Case | L | 3 | 5-213X* | 5-1330-1X* 5-1330X** | 15-213X | |
| | K3500 | 1 Piece Driveshaft; w/ Aluminum Shaft; w/o CV at Transfer Case | L | 4,5 | | 5-3615X | | |
| | K3500 | 1 Piece Driveshaft; w/ Steel Shaft; w/o CV at Transfer Case | L | 4,5 | 5-178X* | 5-1350-1X* 5-1350X** | 15-178X | |
| | K3500 | 2 Piece Driveshaft; w/ Outside Snap Rings; w/o CV at Transfer Case | N | 2 | 5-212X* | 5-793X** | | |
| | K3500 | 2 Piece Driveshaft; w/ Inside Snap Rings; w/o CV at Transfer Case | N | 2,3 | 5-3147X* | 5-795X** | 15-3147X | |
| | K3500 | 2 Piece Driveshaft; w/ Outside Snap Rings; w/ Aluminum Yoke; w/o CV at Transfer Case | N | 3 | | 5-3614X | | |
| | K3500 | 2 Piece Driveshaft; w/ Outside Snap Rings; w/ Steel Yoke; w/o CV at Transfer Case | N | 3 | 5-213X* | 5-1330-1X* 5-1330X** | 15-213X | |
| | K3500 | 2 Piece Driveshaft; w/ Aluminum Shaft; w/o CV at Transfer Case | N | 4,5,6 | | 5-3615X | | |
| | K3500 | 2 Piece Driveshaft; w/ Steel Shaft; w/o CV at Transfer Case | N | 4,5,6 | 5-178X* | 5-1350-1X* 5-1350X** | 15-178X | |
| | 1990-1991 | K3500 | 1 Piece Driveshaft; w/ Inside Snap Rings | L | 2,3 | 5-3147X* | 5-795X** | 15-3147X |
| | | K3500 | 1 Piece Driveshaft; w/ Outside Snap Rings; w/ Aluminum Yoke | L | 2,3 | | 5-3614X | |
| | | K3500 | 1 Piece Driveshaft; w/ Outside Snap Rings; w/ Steel Yoke | L | 2,3 | 5-213X* | 5-1330-1X* 5-1330X** | 15-213X |
| K3500 | | 2 Piece Driveshaft; w/ Inside Snap Rings | N | 2,3 | 5-3147X* | 5-795X** | 15-3147X | |
| K3500 | | 2 Piece Driveshaft; w/ Outside Snap Rings; w/ Aluminum Yoke | N | 2,3 | | 5-3614X | | |
| K3500 | | 2 Piece Driveshaft; w/ Outside Snap Rings; w/ Steel Yoke | N | 2,3 | 5-213X* | 5-1330-1X* 5-1330X** | 15-213X | |
| K3500 | | 2 Piece Driveshaft; w/ Outside Snap Rings; w/ Steel Yoke | N | 2,3 | 5-213X* | 5-1330-1X* 5-1330X** | 15-213X | |
| 1990-1996 | K3500 | 1 Piece Driveshaft; w/ Aluminum Shaft | L | 4,5 | | 5-3615X | | |
| | K3500 | 1 Piece Driveshaft; w/ Steel Shaft | L | 4,5 | 5-178X* | 5-1350-1X* 5-1350X** | 15-178X | |
| | K3500 | 2 Piece Driveshaft; w/ Aluminum Shaft | N | 4,5,6 | | 5-3615X | | |
| | K3500 | 2 Piece Driveshaft; w/ Steel Shaft | N | 4,5,6 | 5-178X* | 5-1350-1X* 5-1350X** | 15-178X | |
| 1992-1996 | K3500 | 2 Piece Driveshaft | N | 2,3 | 5-3147X* | 5-795X** | 15-3147X | |
| 1997-1998 | K3500 | Cab & Chassis; 135.5" WB; 159.5" WB; 168.5" WB | N | 4,6 | 5-160X* | 5-1410-1X* 5-1410X** | 15-160X | |
| 1997-1999 | K3500 | | N | 2,3 | 5-3147X* | 5-795X** | 15-3147X | |
| | K3500 | Crew Cab; Extended Cab; Standard Cab; w/ Aluminum Shaft | N | 4,6 | | 5-3615X | | |
| | K3500 | Crew Cab; Extended Cab; Standard Cab; w/ Steel Shaft | N | 4,6 | 5-178X* | 5-1350-1X* 5-1350X** | 15-178X | |

* GREASEABLE ** NON-GREASEABLE



GMC (Cont'd)

| Year | Model | Description | Fig. | Location | Spicer Part # | SPL Part # | SVL Part # |
|-----------|-----------|--|------|----------|---------------|-------------------------|------------|
| 1997-1999 | K3500 | Cab & Chassis; 159.5" WB; 168.5" WB | N | 5 | 5-160X* | 5-1410-1X* 5-1410X** | 15-160X |
| | K3500 | Crew Cab; Extended Cab; w/ Aluminum Shaft | N | 5 | | 5-3615X | |
| | K3500 | Crew Cab; Extended Cab; w/ Steel Shaft | N | 5 | 5-178X* | 5-1350-1X* 5-1350X** | 15-178X |
| 1999 | K3500 | Cab & Chassis; 135.5" WB; 141.5" WB; 159.5" WB; 168.5" WB | N | 4,6 | 5-160X* | 5-1410-1X* 5-1410X** | 15-160X |
| 2000 | K3500 | 1 Piece Driveshaft | L | 2,3 | 5-3147X* | 5-795X** | 15-3147X |
| | K3500 | V8 5.7L; 1 Piece Driveshaft | L | 4,5 | 5-178X* | 5-1350-1X* 5-1350X** | 15-178X |
| | K3500 | V8 6.5L; 1 Piece Driveshaft | L | 4,5 | 5-160X* | 5-1410-1X* 5-1410X** | 15-160X |
| | K3500 | V8 7.4L; 1 Piece Driveshaft | L | 4,5 | 5-160X* | 5-1410-1X* 5-1410X** | 15-160X |
| 1983-1987 | S15 | 1 Piece Driveshaft | L | 2,3 | 5-3213X | | |
| | S15 | 2 Piece Driveshaft | N | 2,3 | 5-3213X | | |
| 1983-1990 | S15 | 1 Piece Driveshaft | L | 4,5 | 5-3147X* | 5-795X** | 15-3147X |
| | S15 | 2 Piece Driveshaft | N | 4,5,6 | 5-3147X* | 5-795X** | 15-3147X |
| 1988-1990 | S15 | 1 Piece Driveshaft; w/ Press-on Slip Yoke Seal | L | 2 | 5-3249X | | |
| | S15 | 1 Piece Driveshaft; w/ Screw-on Slip Yoke Seal | L | 2,3 | 5-3213X | | |
| | S15 | 1 Piece Driveshaft; w/ Press-on Slip Yoke Seal | L | 3 | 5-153X* | 5-1310-1X* 5-1310X** | 15-153X |
| | S15 | 2 Piece Driveshaft; w/ Press-on Slip Yoke Seal | N | 2 | 5-3249X | | |
| | S15 | 2 Piece Driveshaft; w/ Screw-on Slip Yoke Seal | N | 2,3 | 5-3213X | | |
| | S15 | 2 Piece Driveshaft; w/ Press-on Slip Yoke Seal | N | 3 | 5-153X* | 5-1310-1X* 5-1310X** | 15-153X |
| 1983-1987 | S15 Jimmy | | L | 2,3 | 5-3213X | | |
| 1983-1991 | S15 Jimmy | | L | 4,5 | 5-3147X* | 5-795X** | 15-3147X |
| 1988-1991 | S15 Jimmy | w/ Press-on Slip Yoke Seal | L | 2 | 5-3249X | | |
| | S15 Jimmy | w/ Screw-on Slip Yoke Seal | L | 2,3 | 5-3213X | | |
| | S15 Jimmy | w/ Press-on Slip Yoke Seal | L | 3 | 5-153X* | 5-1310-1X* 5-1310X** | 15-153X |
| 1990-2002 | Safari | | L | 2,4 | 5-3147X* | 5-795X** | 15-3147X |
| | Safari | w/ Aluminum Shaft | L | 5 | | 5-3615X | |
| | Safari | w/ Steel Shaft | L | 5 | 5-178X* | 5-1350-1X* 5-1350X** | 15-178X |
| 2003-2005 | Safari | | L | 2,4,5 | 5-3147X* | 5-795X** | 15-3147X |

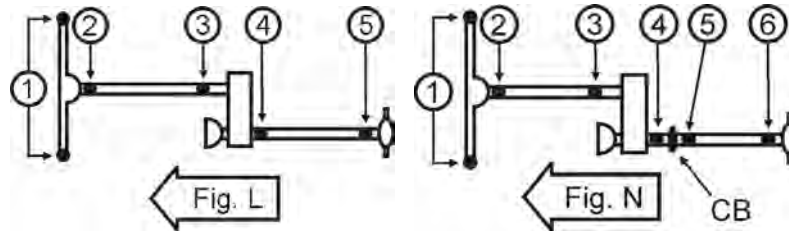
* GREASEABLE ** NON-GREASEABLE

4
W
D

GMC (Cont'd)

| Year | Model | Description | Fig. | Location | Spicer Part # | SPL Part # | SVL Part # |
|-----------|---------------------|---|------|----------|---------------|-------------------------|------------|
| 2007-2013 | Savana 1500 | V8 5.3L; Base; 1 Piece Driveshaft | L | 2,3,4,5 | 5-3147X* | 5-795X** | 15-3147X |
| | Savana 1500 | V8 5.3L; LS; 1 Piece Driveshaft | L | 2,3,4,5 | 5-3147X* | 5-795X** | 15-3147X |
| | Savana 1500 | V8 5.3L; LT; 1 Piece Driveshaft | L | 2,3,4,5 | 5-3147X* | 5-795X** | 15-3147X |
| 2014 | Savana 1500 | V8 5.3L; 1 Piece Driveshaft | L | 2,3,4,5 | 5-3147X* | 5-795X** | 15-3147X |
| 1999-2001 | Sierra 1500 | Extended Cab; Standard Bed; 1 Piece Driveshaft | L | 4 | 5-213X* | 5-1330-1X* 5-1330X** | 15-213X |
| | Sierra 1500 | Extended Cab; Standard Bed; 1 Piece Driveshaft | L | 5 | 5-212X* | 5-793X** | |
| 1999-2004 | Sierra 1500 | Standard Cab; 1 Piece Driveshaft | L | 4,5 | 5-3147X* | 5-795X** | 15-3147X |
| | Sierra 1500 | Extended Cab; Long Bed; 2 Piece Driveshaft | N | 4,5 | 5-213X* | 5-1330-1X* 5-1330X** | 15-213X |
| | Sierra 1500 | Extended Cab; Long Bed; 2 Piece Driveshaft | N | 6 | 5-212X* | 5-793X** | |
| 1999-2006 | Sierra 1500 | 1 Piece Driveshaft | L | 2,3 | 5-3147X* | 5-795X** | 15-3147X |
| | Sierra 1500 | 2 Piece Driveshaft | N | 2,3 | 5-3147X* | 5-795X** | 15-3147X |
| 2002-2004 | Sierra 1500 | Extended Cab; Standard Bed; 1 Piece Driveshaft; w/o Quadrasteer | L | 4 | 5-213X* | 5-1330-1X* 5-1330X** | 15-213X |
| | Sierra 1500 | Extended Cab; Standard Bed; 1 Piece Driveshaft; w/ Quadrasteer | L | 4,5 | 5-178X* | 5-1350-1X* 5-1350X** | 15-178X |
| | Sierra 1500 | Extended Cab; Standard Bed; 1 Piece Driveshaft; w/o Quadrasteer | L | 5 | 5-212X* | 5-793X** | |
| 2004 | Sierra 1500 | Crew Cab; 2 Piece Driveshaft | N | 4,5,6 | 5-178X* | 5-1350-1X* 5-1350X** | 15-178X |
| 2005 | Sierra 1500 | Crew Cab; 1 Piece Driveshaft; w/o Quadrasteer | L | 4,5 | 5-178X* | 5-1350-1X* 5-1350X** | 15-178X |
| | Sierra 1500 | Crew Cab; Extended Cab; 1 Piece Driveshaft; w/ Quadrasteer | L | 4,5 | 5-178X* | 5-1350-1X* 5-1350X** | 15-178X |
| | Sierra 1500 | Extended Cab; Standard Bed; 1 Piece Driveshaft; w/o Quadrasteer | L | 4,5 | 5-178X* | 5-1350-1X* 5-1350X** | 15-178X |
| | Sierra 1500 | Standard Cab; 1 Piece Driveshaft; w/ Inside Snap Rings | L | 4,5 | 5-3147X* | 5-795X** | 15-3147X |
| | Sierra 1500 | Standard Cab; 1 Piece Driveshaft; w/ Outside Snap Rings | L | 4,5 | 5-178X* | 5-1350-1X* 5-1350X** | 15-178X |
| | Sierra 1500 | Extended Cab; Long Bed; 2 Piece Driveshaft; w/ 1.062" Cup Dia. | N | 4,5 | 5-213X* | 5-1330-1X* 5-1330X** | 15-213X |
| | Sierra 1500 | Extended Cab; Long Bed; 2 Piece Driveshaft; w/ 1.188" Cup Dia.; w/o Quadrasteer | N | 4,5,6 | 5-178X* | 5-1350-1X* 5-1350X** | 15-178X |
| | Sierra 1500 | Extended Cab; Long Bed; 2 Piece Driveshaft; w/ 1.062" & 1.125" Cup Dia. | N | 5 | 5-212X* | 5-793X** | |
| 2006 | Sierra 1500 | Crew Cab; Standard Cab; 1 Piece Driveshaft | L | 4,5 | 5-178X* | 5-1350-1X* 5-1350X** | 15-178X |
| | Sierra 1500 | Extended Cab; Standard Bed; 1 Piece Driveshaft | L | 4,5 | 5-178X* | 5-1350-1X* 5-1350X** | 15-178X |
| | Sierra 1500 | Extended Cab; Long Bed; 2 Piece Driveshaft | N | 4,5,6 | 5-178X* | 5-1350-1X* 5-1350X** | 15-178X |
| 2007-2013 | Sierra 1500 | | L | 2,3 | 5-3147X* | 5-795X** | 15-3147X |
| | Sierra 1500 | | L | 4,5 | 5-178X* | 5-1350-1X* 5-1350X** | 15-178X |
| 2014-2016 | Sierra 1500 | V8 5.3L; 1 Piece Driveshaft | L | 2,3 | 5-3147X* | 5-795X** | 15-3147X |
| | Sierra 1500 | V8 6.2L; 1 Piece Driveshaft | L | 2,3 | 5-3147X* | 5-795X** | 15-3147X |
| | Sierra 1500 | V8 5.3L; 1 Piece Driveshaft | L | 4,5 | 5-160X* | 5-1410-1X* 5-1410X** | 15-160X |
| | Sierra 1500 | V8 6.2L; 1 Piece Driveshaft | L | 4,5 | 5-160X* | 5-1410-1X* 5-1410X** | 15-160X |
| 2007 | Sierra 1500 Classic | 1 Piece Driveshaft | L | 2,3 | 5-3147X* | 5-795X** | 15-3147X |
| | Sierra 1500 Classic | Crew Cab; 1 Piece Driveshaft; w/ Aluminum Yoke | L | 4,5 | | 5-3615X | |
| | Sierra 1500 Classic | Crew Cab; 1 Piece Driveshaft; w/ Steel Yoke | L | 4,5 | 5-178X* | 5-1350-1X* 5-1350X** | 15-178X |
| | Sierra 1500 Classic | Extended Cab; 78.0" Bed; 1 Piece Driveshaft; w/ Aluminum Yoke | L | 4,5 | | 5-3615X | |
| | Sierra 1500 Classic | Extended Cab; 78.0" Bed; 1 Piece Driveshaft; w/ Steel Yoke | L | 4,5 | 5-178X* | 5-1350-1X* 5-1350X** | 15-178X |

* GREASEABLE ** NON-GREASEABLE



GMC (Cont'd)

| Year | Model | Description | Fig. | Location | Spicer Part # | SPL Part # | SVL Part # |
|-----------|------------------------|---|------|----------|---------------|-------------------------|------------|
| 2007 | Sierra 1500 Classic | Extended Cab; 96.0" Bed; 1 Piece Driveshaft; w/ Aluminum Yoke | L | 4,5 | | 5-3615X | |
| | Sierra 1500 Classic | Extended Cab; 96.0" Bed; 1 Piece Driveshaft; w/ Steel Yoke | L | 4,5 | 5-178X* | 5-1350-1X* 5-1350X** | 15-178X |
| | Sierra 1500 Classic | Standard Cab; 1 Piece Driveshaft | L | 4,5 | 5-3208X | | |
| | Sierra 1500 Classic | 2 Piece Driveshaft | N | 2,3 | 5-3147X* | 5-795X** | 15-3147X |
| | Sierra 1500 Classic | Extended Cab; 96.0" Bed; 2 Piece Driveshaft; w/ Aluminum Yoke | N | 4,5,6 | | 5-3615X | |
| | Sierra 1500 Classic | Extended Cab; 96.0" Bed; 2 Piece Driveshaft; w/ Steel Yoke | N | 4,5,6 | 5-178X* | 5-1350-1X* 5-1350X** | 15-178X |
| | Sierra 1500 Classic | Crew Cab; 2 Piece Driveshaft; w/ Aluminum Yoke | N | 4,6 | | 5-3615X | |
| | Sierra 1500 Classic | Crew Cab; 2 Piece Driveshaft; w/ Steel Yoke | N | 4,6 | 5-178X* | 5-1350-1X* 5-1350X** | 15-178X |
| | Sierra 1500 Classic | Extended Cab; 78.0" Bed; 2 Piece Driveshaft; w/ Aluminum Yoke | N | 4,6 | | 5-3615X | |
| | Sierra 1500 Classic | Extended Cab; 78.0" Bed; 2 Piece Driveshaft; w/ Steel Yoke | N | 4,6 | 5-178X* | 5-1350-1X* 5-1350X** | 15-178X |
| | Sierra 1500 Classic | Standard Cab; 2 Piece Driveshaft | N | 4,6 | 5-3208X | | |
| 2001 | Sierra 1500 HD | | N | 4,5 | 5-213X* | 5-1330-1X* 5-1330X** | 15-213X |
| | Sierra 1500 HD | | N | 6 | 5-212X* | 5-793X** | |
| 2001-2003 | Sierra 1500 HD | | N | 2,3 | 5-3147X* | 5-795X** | 15-3147X |
| 2002-2003 | Sierra 1500 HD | | N | 4,5,6 | 5-178X* | 5-1350-1X* 5-1350X** | 15-178X |
| 2005 | Sierra 1500 HD | | L | 4,5 | 5-178X* | 5-1350-1X* 5-1350X** | 15-178X |
| 2005-2006 | Sierra 1500 HD | | L | 2,3 | 5-3147X* | 5-795X** | 15-3147X |
| 2006 | Sierra 1500 HD | w/ Aluminum Yoke | L | 2 | | 5-3615X | |
| | Sierra 1500 HD | w/ Steel Yoke | L | 2 | 5-178X* | 5-1350-1X* 5-1350X** | 15-178X |
| 2007 | Sierra 1500 HD Classic | w/ Aluminum Shaft | N | 2,3 | 5-3147X* | 5-795X** | 15-3147X |
| | Sierra 1500 HD Classic | w/ Aluminum Shaft | N | 4,5,6 | | 5-3615X | |
| 1999-2000 | Sierra 2500 | Auto Trans; w/ Aluminum Yoke | N | 4,5,6 | | 5-3615X | |
| | Sierra 2500 | Auto Trans; w/ Steel Yoke | N | 4,5,6 | 5-178X* | 5-1350-1X* 5-1350X** | 15-178X |
| | Sierra 2500 | Standard Trans; w/ Aluminum Yoke | N | 4,6 | | 5-3616X | |
| | Sierra 2500 | Standard Trans; w/ Steel Yoke | N | 4,6 | 5-160X* | 5-1410-1X* 5-1410X** | 15-160X |
| 2001-2003 | Sierra 2500 | | L | 2,3 | 5-3147X* | 5-795X** | 15-3147X |
| | Sierra 2500 | w/ Aluminum Yoke | L | 4,5 | | 5-3615X | |
| | Sierra 2500 | w/ Steel Yoke | L | 4,5 | 5-178X* | 5-1350-1X* 5-1350X** | 15-178X |
| 2004 | Sierra 2500 | | N | 2,3 | 5-3147X* | 5-795X** | 15-3147X |
| | Sierra 2500 | Crew Cab; Extended Cab; Standard Cab; w/ Aluminum Yoke | N | 4,6 | | 5-3615X | |
| | Sierra 2500 | Crew Cab; Extended Cab; Standard Cab; w/ Steel Yoke | N | 4,6 | 5-178X* | 5-1350-1X* 5-1350X** | 15-178X |
| | Sierra 2500 | Crew Cab; w/ Aluminum Yoke | N | 5 | | 5-3615X | |
| | Sierra 2500 | Crew Cab; w/ Steel Yoke | N | 5 | 5-178X* | 5-1350-1X* 5-1350X** | 15-178X |
| 2001-2004 | Sierra 2500 HD | 1 Piece Driveshaft; w/ AAM 1415 Series Driveshaft | L | 4,5 | 5-3207X** | | |

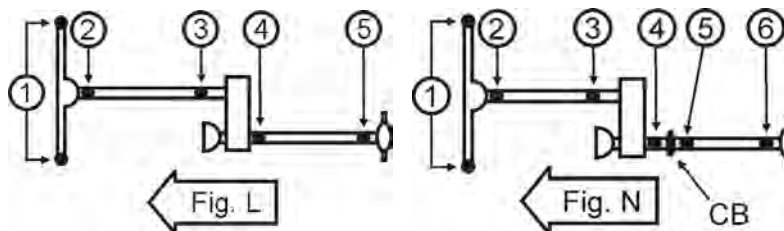
* GREASEABLE ** NON-GREASEABLE

4
W
D

GMC (Cont'd)

| Year | Model | Description | Fig. | Location | Spicer Part # | SPL Part # | SVL Part # |
|-----------|----------------|--|------|----------|---------------|-------------------------|------------|
| 2001-2004 | Sierra 2500 HD | 1 Piece Driveshaft; w/ Spicer Driveshaft 1410 Series Driveshaft | L | 4,5 | 5-160X* | 5-1410-1X* 5-1410X** | 15-160X |
| | Sierra 2500 HD | 1 Piece Driveshaft; w/ Spicer Driveshaft 1480 Series Driveshaft | L | 4,5 | 5-188X* | SPL55-1X* SPL55X** | 15-188X |
| | Sierra 2500 HD | 2 Piece Driveshaft; w/ AAM 1415 Series Driveshaft | N | 4,5,6 | 5-3207X** | | |
| | Sierra 2500 HD | 2 Piece Driveshaft; w/ Spicer Driveshaft 1410 Series Driveshaft | N | 4,5,6 | 5-160X* | 5-1410-1X* 5-1410X** | 15-160X |
| | Sierra 2500 HD | 2 Piece Driveshaft; w/ Spicer Driveshaft 1480 Series Driveshaft | N | 4,5,6 | 5-188X* | SPL55-1X* SPL55X** | 15-188X |
| 2005-2006 | Sierra 2500 HD | Crew Cab; Auto Trans; 1 Piece Driveshaft | L | 4,5 | 5-160X* | 5-1410-1X* 5-1410X** | 15-160X |
| | Sierra 2500 HD | Crew Cab; Standard Trans; 5 Speed; 1 Piece Driveshaft | L | 4,5 | 5-160X* | 5-1410-1X* 5-1410X** | 15-160X |
| | Sierra 2500 HD | Crew Cab; Standard Trans; 6 Speed; 1 Piece Driveshaft | L | 4,5 | 5-188X* | SPL55-1X* SPL55X** | 15-188X |
| | Sierra 2500 HD | Extended Cab; 78.0" Bed; Auto Trans; 4 Speed; 1 Piece Driveshaft | L | 4,5 | 5-160X* | 5-1410-1X* 5-1410X** | 15-160X |
| | Sierra 2500 HD | Extended Cab; 78.0" Bed; Auto Trans; 5 Speed; 1 Piece Driveshaft | L | 4,5 | 5-188X* | SPL55-1X* SPL55X** | 15-188X |
| | Sierra 2500 HD | Extended Cab; 78.0" Bed; Standard Trans; 5 Speed; 1 Piece Driveshaft | L | 4,5 | 5-160X* | 5-1410-1X* 5-1410X** | 15-160X |
| | Sierra 2500 HD | Extended Cab; 78.0" Bed; Standard Trans; 6 Speed; 1 Piece Driveshaft | L | 4,5 | 5-188X* | SPL55-1X* SPL55X** | 15-188X |
| | Sierra 2500 HD | Extended Cab; 96.0" Bed; Auto Trans; 1 Piece Driveshaft | L | 4,5 | 5-160X* | 5-1410-1X* 5-1410X** | 15-160X |
| | Sierra 2500 HD | Extended Cab; 96.0" Bed; Standard Trans; 5 Speed; 1 Piece Driveshaft | L | 4,5 | 5-160X* | 5-1410-1X* 5-1410X** | 15-160X |
| | Sierra 2500 HD | Extended Cab; 96.0" Bed; Standard Trans; 6 Speed; 1 Piece Driveshaft | L | 4,5 | 5-188X* | SPL55-1X* SPL55X** | 15-188X |
| | Sierra 2500 HD | Standard Cab; Auto Trans; 4 Speed; 1 Piece Driveshaft | L | 4,5 | 5-3207X** | | |
| | Sierra 2500 HD | Standard Cab; Auto Trans; 5 Speed; 1 Piece Driveshaft | L | 4,5 | 5-188X* | SPL55-1X* SPL55X** | 15-188X |
| | Sierra 2500 HD | Standard Cab; Standard Trans; 5 Speed; 1 Piece Driveshaft | L | 4,5 | 5-3207X** | | |
| | Sierra 2500 HD | Standard Cab; Standard Trans; 6 Speed; 1 Piece Driveshaft | L | 4,5 | 5-188X* | SPL55-1X* SPL55X** | 15-188X |
| | Sierra 2500 HD | Crew Cab; Auto Trans; 2 Piece Driveshaft | N | 4,5,6 | 5-160X* | 5-1410-1X* 5-1410X** | 15-160X |
| | Sierra 2500 HD | Crew Cab; Standard Trans; 5 Speed; 2 Piece Driveshaft | N | 4,5,6 | 5-160X* | 5-1410-1X* 5-1410X** | 15-160X |
| | Sierra 2500 HD | Crew Cab; Standard Trans; 6 Speed; 2 Piece Driveshaft | N | 4,5,6 | 5-188X* | SPL55-1X* SPL55X** | 15-188X |
| | Sierra 2500 HD | Extended Cab; 78.0" Bed; Auto Trans; 4 Speed; 2 Piece Driveshaft | N | 4,5,6 | 5-160X* | 5-1410-1X* 5-1410X** | 15-160X |
| | Sierra 2500 HD | Extended Cab; 78.0" Bed; Auto Trans; 5 Speed; 2 Piece Driveshaft | N | 4,5,6 | 5-188X* | SPL55-1X* SPL55X** | 15-188X |
| | Sierra 2500 HD | Extended Cab; 78.0" Bed; Standard Trans; 5 Speed; 2 Piece Driveshaft | N | 4,5,6 | 5-160X* | 5-1410-1X* 5-1410X** | 15-160X |
| | Sierra 2500 HD | Extended Cab; 78.0" Bed; Standard Trans; 6 Speed; 2 Piece Driveshaft | N | 4,5,6 | 5-188X* | SPL55-1X* SPL55X** | 15-188X |
| | Sierra 2500 HD | Extended Cab; 96.0" Bed; Auto Trans; 2 Piece Driveshaft | N | 4,5,6 | 5-160X* | 5-1410-1X* 5-1410X** | 15-160X |
| | Sierra 2500 HD | Extended Cab; 96.0" Bed; Standard Trans; 5 Speed; 2 Piece Driveshaft | N | 4,5,6 | 5-160X* | 5-1410-1X* 5-1410X** | 15-160X |
| | Sierra 2500 HD | Extended Cab; 96.0" Bed; Standard Trans; 6 Speed; 2 Piece Driveshaft | N | 4,5,6 | 5-188X* | SPL55-1X* SPL55X** | 15-188X |
| | Sierra 2500 HD | Standard Cab; Auto Trans; 4 Speed; 2 Piece Driveshaft | N | 4,5,6 | 5-3207X** | | |
| | Sierra 2500 HD | Standard Cab; Auto Trans; 5 Speed; 2 Piece Driveshaft | N | 4,5,6 | 5-188X* | SPL55-1X* SPL55X** | 15-188X |
| | Sierra 2500 HD | Standard Cab; Standard Trans; 5 Speed; 2 Piece Driveshaft | N | 4,5,6 | 5-3207X** | | |

* GREASEABLE ** NON-GREASEABLE



GMC (Cont'd)

| Year | Model | Description | Fig. | Location | Spicer Part # | SPL Part # | SVL Part # |
|-----------|----------------|---|------|----------|---------------|-------------------------|------------|
| 2005-2006 | Sierra 2500 HD | Standard Cab; Standard Trans; 6 Speed; 2 Piece Driveshaft | N | 4,5,6 | 5-188X* | SPL55-1X* SPL55X** | 15-188X |
| 2007-2010 | Sierra 2500 HD | 6.0L; 1 Piece Driveshaft | L | 4,5 | 5-160X* | 5-1410-1X* 5-1410X** | 15-160X |
| | Sierra 2500 HD | 6.6L; 1 Piece Driveshaft; w/ AAM 1485 Series Driveshaft | L | 4,5 | 5-3206X | | |
| | Sierra 2500 HD | 6.0L; 2 Piece Driveshaft | N | 4,5,6 | 5-160X* | 5-1410-1X* 5-1410X** | 15-160X |
| | Sierra 2500 HD | 6.6L; 2 Piece Driveshaft; w/ AAM 1485 Series Driveshaft | N | 4,6 | 5-3206X | | |
| 2011 | Sierra 2500 HD | w/ AAM 1415 Series Driveshaft | N | 4,5,6 | 5-3207X** | | |
| | Sierra 2500 HD | w/ AAM 1485 Series Driveshaft | N | 4,5,6 | 5-3206X | | |
| | Sierra 2500 HD | w/ Spicer Driveshaft | N | 4,5,6 | 5-160X* | 5-1410-1X* 5-1410X** | 15-160X |
| 2011-2013 | Sierra 2500 HD | | N | 2,3 | 5-3147X* | 5-795X** | 15-3147X |
| 2012-2013 | Sierra 2500 HD | 6.0L | N | 4,5,6 | 5-3207X** | | |
| | Sierra 2500 HD | 6.6L | N | 4,5,6 | 5-3206X | | |
| 2014 | Sierra 2500 HD | V8 6.0L; WT; 1 Piece Driveshaft | L | 4,5 | 5-160X* | 5-1410-1X* 5-1410X** | 15-160X |
| | Sierra 2500 HD | V8 6.6L; WT; 133.6in WB; 1 Piece Driveshaft | L | 4,5 | 5-188X* | SPL55-1X* SPL55X** | 15-188X |
| | Sierra 2500 HD | V8 6.0L; WT; 2 Piece Driveshaft | N | 5,6 | 5-160X* | 5-1410-1X* 5-1410X** | 15-160X |
| | Sierra 2500 HD | V8 6.6L; WT; 153.7in WB; 2 Piece Driveshaft | N | 5,6 | 5-188X* | SPL55-1X* SPL55X** | 15-188X |
| | Sierra 2500 HD | V8 6.6L; WT; 167.7in WB; 2 Piece Driveshaft | N | 5,6 | 5-188X* | SPL55-1X* SPL55X** | 15-188X |
| 2014-2015 | Sierra 2500 HD | V8 6.0L; Denali; 2 Piece Driveshaft | N | 5,6 | 5-160X* | 5-1410-1X* 5-1410X** | 15-160X |
| | Sierra 2500 HD | V8 6.0L; SLE; 2 Piece Driveshaft | N | 5,6 | 5-160X* | 5-1410-1X* 5-1410X** | 15-160X |
| | Sierra 2500 HD | V8 6.0L; SLT; 2 Piece Driveshaft | N | 5,6 | 5-160X* | 5-1410-1X* 5-1410X** | 15-160X |
| | Sierra 2500 HD | V8 6.6L; SLE; 153.7in WB; 2 Piece Driveshaft | N | 5,6 | 5-188X* | SPL55-1X* SPL55X** | 15-188X |
| | Sierra 2500 HD | V8 6.6L; SLE; 167.7in WB; 2 Piece Driveshaft | N | 5,6 | 5-188X* | SPL55-1X* SPL55X** | 15-188X |
| | Sierra 2500 HD | V8 6.6L; SLT; 2 Piece Driveshaft | N | 5,6 | 5-188X* | SPL55-1X* SPL55X** | 15-188X |
| 2014-2016 | Sierra 2500 HD | 1 Piece Driveshaft | L | 2,3 | 5-3147X* | 5-795X** | 15-3147X |
| | Sierra 2500 HD | V8 6.0L; Denali; 1 Piece Driveshaft | L | 4,5 | 5-160X* | 5-1410-1X* 5-1410X** | 15-160X |
| | Sierra 2500 HD | V8 6.0L; SLE; 1 Piece Driveshaft | L | 4,5 | 5-160X* | 5-1410-1X* 5-1410X** | 15-160X |
| | Sierra 2500 HD | V8 6.0L; SLT; 1 Piece Driveshaft | L | 4,5 | 5-160X* | 5-1410-1X* 5-1410X** | 15-160X |
| | Sierra 2500 HD | V8 6.6L; SLE; 133.6in WB; 1 Piece Driveshaft | L | 4,5 | 5-188X* | SPL55-1X* SPL55X** | 15-188X |
| | Sierra 2500 HD | 2 Piece Driveshaft | N | 2,3 | 5-3147X* | 5-795X** | 15-3147X |
| | Sierra 2500 HD | V8 6.6L; Denali; 2 Piece Driveshaft | N | 6 | 5-188X* | SPL55-1X* SPL55X** | 15-188X |
| 2015 | Sierra 2500 HD | V8 6.0L; Base; 2 Piece Driveshaft | N | 5,6 | 5-160X* | 5-1410-1X* 5-1410X** | 15-160X |

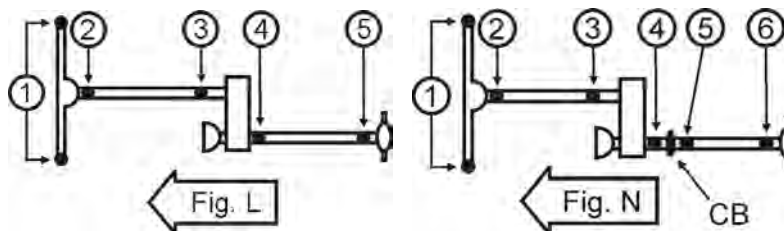
* GREASEABLE ** NON-GREASEABLE

4
W
D

GMC (Cont'd)

| Year | Model | Description | Fig. | Location | Spicer Part # | SPL Part # | SVL Part # | |
|-------------|----------------|---|---|----------|--------------------|--|--------------------|----------|
| 2015 | Sierra 2500 HD | V8 6.6L; Base; 2 Piece Driveshaft | N | 5,6 | 5-160X* | 5-1410-1X* 5-1410X** | 15-160X | |
| | Sierra 2500 HD | V8 6.6L; SLE; 144.2in WB; 2 Piece Driveshaft | N | 5,6 | 5-188X* | SPL55-1X* SPL55X** | 15-188X | |
| | Sierra 2500 HD | V8 6.6L; SLE; 158.1in WB; 2 Piece Driveshaft | N | 5,6 | 5-188X* | SPL55-1X* SPL55X** | 15-188X | |
| 2015-2016 | Sierra 2500 HD | V8 6.0L; Base; 1 Piece Driveshaft | L | 4,5 | 5-160X* | 5-1410-1X* 5-1410X** | 15-160X | |
| | Sierra 2500 HD | V8 6.6L; Base; 1 Piece Driveshaft | L | 4,5 | 5-160X* | 5-1410-1X* 5-1410X** | 15-160X | |
| 2016 | Sierra 2500 HD | V8 6.0L; 2 Piece Driveshaft | N | 5 | 5-160X* | 5-1410-1X* 5-1410X** | 15-160X | |
| | Sierra 2500 HD | V8 6.6L; 144.2in WB; 2 Piece Driveshaft | N | 5 | 5-188X* | SPL55-1X* SPL55X** | 15-188X | |
| | Sierra 2500 HD | V8 6.6L; 153.7in WB; 2 Piece Driveshaft | N | 5 | 5-188X* | SPL55-1X* SPL55X** | 15-188X | |
| | Sierra 2500 HD | V8 6.6L; 158.1in WB; 2 Piece Driveshaft | N | 5 | 5-188X* | SPL55-1X* SPL55X** | 15-188X | |
| | Sierra 2500 HD | V8 6.6L; 167.7in WB; 2 Piece Driveshaft | N | 5 | 5-188X* | SPL55-1X* SPL55X** | 15-188X | |
| | Sierra 2500 HD | V8 6.6L; 2 Piece Driveshaft | N | 5 | 5-160X* 5-188X* | 5-1410-1X* 5-1410X** SPL55-1X* SPL55X** | 15-160X 15-188X | |
| | Sierra 2500 HD | V8 6.0L; Base; 2 Piece Driveshaft | N | 6 | 5-160X* | 5-1410-1X* 5-1410X** | 15-160X | |
| | Sierra 2500 HD | V8 6.0L; Denali; 2 Piece Driveshaft | N | 6 | 5-160X* | 5-1410-1X* 5-1410X** | 15-160X | |
| | Sierra 2500 HD | V8 6.0L; SLE; 2 Piece Driveshaft | N | 6 | 5-160X* | 5-1410-1X* 5-1410X** | 15-160X | |
| | Sierra 2500 HD | V8 6.0L; SLT; 2 Piece Driveshaft | N | 6 | 5-160X* | 5-1410-1X* 5-1410X** | 15-160X | |
| | Sierra 2500 HD | V8 6.6L; Base; 2 Piece Driveshaft | N | 6 | 5-160X* | 5-1410-1X* 5-1410X** | 15-160X | |
| | Sierra 2500 HD | V8 6.6L; SLE; 144.2in WB; 2 Piece Driveshaft | N | 6 | 5-188X* | SPL55-1X* SPL55X** | 15-188X | |
| | Sierra 2500 HD | V8 6.6L; SLE; 153.7in WB; 2 Piece Driveshaft | N | 6 | 5-188X* | SPL55-1X* SPL55X** | 15-188X | |
| | Sierra 2500 HD | V8 6.6L; SLE; 158.1in WB; 2 Piece Driveshaft | N | 6 | 5-188X* | SPL55-1X* SPL55X** | 15-188X | |
| | Sierra 2500 HD | V8 6.6L; SLE; 167.7in WB; 2 Piece Driveshaft | N | 6 | 5-188X* | SPL55-1X* SPL55X** | 15-188X | |
| | Sierra 2500 HD | V8 6.6L; SLT; 2 Piece Driveshaft | N | 6 | 5-188X* | SPL55-1X* SPL55X** | 15-188X | |
| | 2001-2005 | Sierra 3500 | Standard Cab; 1 Piece Driveshaft; w/ AAM 1415 Series Driveshaft | L | 4,5 | 5-3207X** | | |
| | | Sierra 3500 | Standard Cab; 2 Piece Driveshaft; w/ AAM 1415 Series Driveshaft | N | 4,6 | 5-3207X** | | |
| | 2001-2006 | Sierra 3500 | 1 Piece Driveshaft | L | 2,3 | 5-3147X* | 5-795X** | 15-3147X |
| Sierra 3500 | | Cab & Chassis; Crew Cab; Extended Cab; 1 Piece Driveshaft; w/ Spicer 1410 Series Driveshaft; w/ Aluminum Yoke | L | 4,5 | | 5-3616X | | |
| Sierra 3500 | | Cab & Chassis; Crew Cab; Extended Cab; 1 Piece Driveshaft; w/ Spicer 1410 Series Driveshaft; w/ Steel Yoke | L | 4,5 | 5-160X* | 5-1410-1X* 5-1410X** | 15-160X | |
| Sierra 3500 | | Cab & Chassis; Crew Cab; Extended Cab; Standard Cab; 1 Piece Driveshaft; w/ Spicer 1480 Series Driveshaft | L | 4,5 | 5-188X* | SPL55-1X* SPL55X** | 15-188X | |
| Sierra 3500 | | 2 Piece Driveshaft | N | 2,3 | 5-3147X* | 5-795X** | 15-3147X | |
| Sierra 3500 | | Cab & Chassis; Crew Cab; Extended Cab; 2 Piece Driveshaft; w/ Spicer 1410 Series Driveshaft; w/ Aluminum Yoke | N | 4,5,6 | | 5-3616X | | |
| Sierra 3500 | | Cab & Chassis; Crew Cab; Extended Cab; 2 Piece Driveshaft; w/ Spicer 1410 Series Driveshaft; w/ Steel Yoke | N | 4,5,6 | 5-160X* | 5-1410-1X* 5-1410X** | 15-160X | |

* GREASEABLE ** NON-GREASEABLE



GMC (Cont'd)

| Year | Model | Description | Fig. | Location | Spicer Part # | SPL Part # | SVL Part # |
|---------------------|---|---|------|-----------|---------------|-------------------------|------------|
| 2001-2006 | Sierra 3500 | Cab & Chassis; Crew Cab; Extended Cab; Standard Cab; 2 Piece Driveshaft; w/ Spicer 1480 Series Driveshaft | N | 4,6 | 5-188X* | SPL55-1X* SPL55X** | 15-188X |
| | Sierra 3500 | Cab & Chassis; Crew Cab; Extended Cab; 2 Piece Driveshaft; w/ Spicer 1480 Series Driveshaft | N | 5 | 5-188X* | SPL55-1X* SPL55X** | 15-188X |
| 2007 | Sierra 3500 Classic | 1 Piece Driveshaft | L | 2,3 | 5-3147X* | 5-795X** | 15-3147X |
| | Sierra 3500 Classic | Cab & Chassis; 137.0" WB; 161.5" WB; Auto Trans; 4 Speed; 1 Piece Driveshaft; w/ Aluminum Yoke | L | 4,5 | | 5-3616X | |
| | Sierra 3500 Classic | Cab & Chassis; 137.0" WB; 161.5" WB; Auto Trans; 4 Speed; 1 Piece Driveshaft; w/ Steel Yoke | L | 4,5 | 5-160X* | 5-1410-1X* 5-1410X** | 15-160X |
| | Sierra 3500 Classic | Cab & Chassis; 137.0" WB; 161.5" WB; Auto Trans; 6 Speed; 1 Piece Driveshaft | L | 4,5 | 5-188X* | SPL55-1X* SPL55X** | 15-188X |
| | Sierra 3500 Classic | Cab & Chassis; 137.0" WB; 161.5" WB; Standard Trans; 5 Speed; 1 Piece Driveshaft; w/ Aluminum Yoke | L | 4,5 | | 5-3616X | |
| | Sierra 3500 Classic | Cab & Chassis; 137.0" WB; 161.5" WB; Standard Trans; 5 Speed; 1 Piece Driveshaft; w/ Steel Yoke | L | 4,5 | 5-160X* | 5-1410-1X* 5-1410X** | 15-160X |
| | Sierra 3500 Classic | Crew Cab; Extended Cab; 1 Piece Driveshaft; w/ Aluminum Yoke | L | 4,5 | | 5-3616X | |
| | Sierra 3500 Classic | Crew Cab; Extended Cab; 1 Piece Driveshaft; w/ Steel Yoke | L | 4,5 | 5-160X* | 5-1410-1X* 5-1410X** | 15-160X |
| | Sierra 3500 Classic | Standard Cab; Standard Trans; 5 Speed; 1 Piece Driveshaft | L | 4,5 | 5-3207X** | | |
| | Sierra 3500 Classic | 2 Piece Driveshaft | N | 2,3 | 5-3147X* | 5-795X** | 15-3147X |
| | Sierra 3500 Classic | Cab & Chassis; 137.0" WB; 161.5" WB; Auto Trans; 4 Speed; 2 Piece Driveshaft; w/ Aluminum Yoke | N | 4,5,6 | | 5-3616X | |
| | Sierra 3500 Classic | Cab & Chassis; 137.0" WB; 161.5" WB; Auto Trans; 4 Speed; 2 Piece Driveshaft; w/ Steel Yoke | N | 4,5,6 | 5-160X* | 5-1410-1X* 5-1410X** | 15-160X |
| | Sierra 3500 Classic | Cab & Chassis; 137.0" WB; 161.5" WB; Auto Trans; 6 Speed; 2 Piece Driveshaft | N | 4,5,6 | 5-188X* | SPL55-1X* SPL55X** | 15-188X |
| | Sierra 3500 Classic | Cab & Chassis; 137.0" WB; 161.5" WB; Standard Trans; 5 Speed; 2 Piece Driveshaft; w/ Aluminum Yoke | N | 4,5,6 | | 5-3616X | |
| | Sierra 3500 Classic | Cab & Chassis; 137.0" WB; 161.5" WB; Standard Trans; 5 Speed; 2 Piece Driveshaft; w/ Steel Yoke | N | 4,5,6 | 5-160X* | 5-1410-1X* 5-1410X** | 15-160X |
| | Sierra 3500 Classic | Crew Cab; Extended Cab; 2 Piece Driveshaft; w/ Aluminum Yoke | N | 4,5,6 | | 5-3616X | |
| | Sierra 3500 Classic | Crew Cab; Extended Cab; 2 Piece Driveshaft; w/ Steel Yoke | N | 4,5,6 | 5-160X* | 5-1410-1X* 5-1410X** | 15-160X |
| Sierra 3500 Classic | Standard Cab; Standard Trans; 5 Speed; 2 Piece Driveshaft | N | 4,6 | 5-3207X** | | | |
| 2007-2013 | Sierra 3500 HD | 1 Piece Driveshaft | L | 4,5 | 5-3206X | | |
| | Sierra 3500 HD | 2 Piece Driveshaft | N | 4,5,6 | 5-3206X | | |
| 2007-2016 | Sierra 3500 HD | 1 Piece Driveshaft | L | 2,3 | 5-3147X* | 5-795X** | 15-3147X |
| | Sierra 3500 HD | 2 Piece Driveshaft | N | 2,3 | 5-3147X* | 5-795X** | 15-3147X |
| 2014 | Sierra 3500 HD | V8 6.0L; WT; 133.6in WB; 1 Piece Driveshaft | L | 4,5 | 5-188X* | SPL55-1X* SPL55X** | 15-188X |

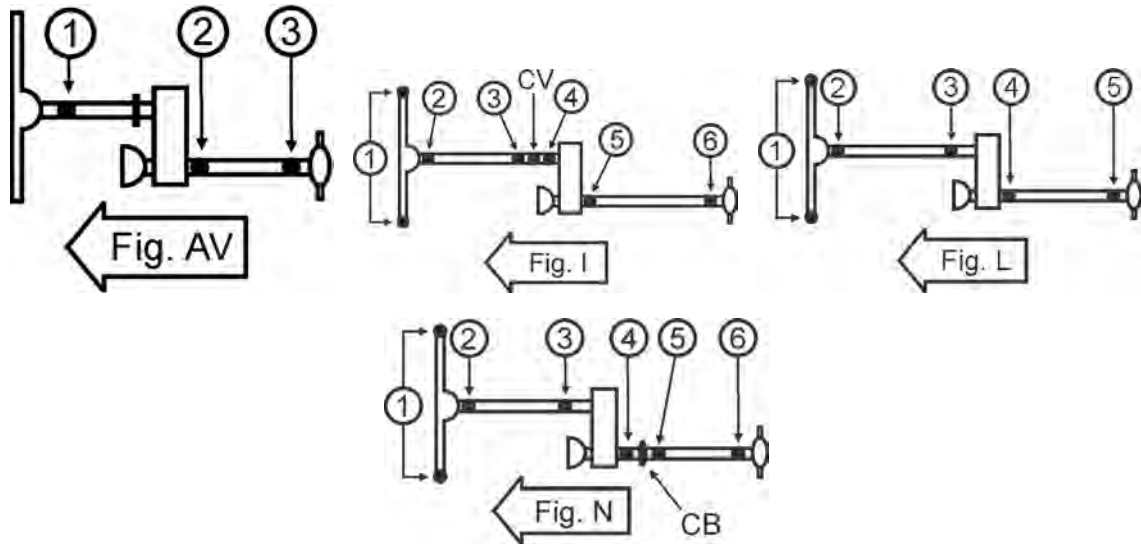
* GREASEABLE ** NON-GREASEABLE

4
W
D

GMC (Cont'd)

| Year | Model | Description | Fig. | Location | Spicer Part # | SPL Part # | SVL Part # | |
|----------------|----------------|--|-----------------------------------|----------|---------------|-------------------------|-------------------------|---------|
| 2014 | Sierra 3500 HD | V8 6.6L; WT; 133.6in WB; 1 Piece Driveshaft | L | 4,5 | 5-188X* | SPL55-1X* SPL55X** | 15-188X | |
| | Sierra 3500 HD | V8 6.0L; WT; 137.5in WB; 2 Piece Driveshaft | N | 5,6 | 5-188X* | SPL55-1X* SPL55X** | 15-188X | |
| | Sierra 3500 HD | V8 6.0L; WT; 153.7in WB; 2 Piece Driveshaft | N | 5,6 | 5-188X* | SPL55-1X* SPL55X** | 15-188X | |
| | Sierra 3500 HD | V8 6.0L; WT; 162.0in WB; 2 Piece Driveshaft | N | 5,6 | 5-188X* | SPL55-1X* SPL55X** | 15-188X | |
| | Sierra 3500 HD | V8 6.0L; WT; 167.7in WB; 2 Piece Driveshaft | N | 5,6 | 5-188X* | SPL55-1X* SPL55X** | 15-188X | |
| | Sierra 3500 HD | V8 6.0L; WT; 171.5in WB; 2 Piece Driveshaft | N | 5,6 | 5-188X* | SPL55-1X* SPL55X** | 15-188X | |
| | Sierra 3500 HD | V8 6.6L; WT; 137.5in WB; 2 Piece Driveshaft | N | 5,6 | 5-188X* | SPL55-1X* SPL55X** | 15-188X | |
| | Sierra 3500 HD | V8 6.6L; WT; 153.7in WB; 2 Piece Driveshaft | N | 5,6 | 5-188X* | SPL55-1X* SPL55X** | 15-188X | |
| | Sierra 3500 HD | V8 6.6L; WT; 162.0in WB; 2 Piece Driveshaft | N | 5,6 | 5-188X* | SPL55-1X* SPL55X** | 15-188X | |
| | Sierra 3500 HD | V8 6.6L; WT; 167.7in WB; 2 Piece Driveshaft | N | 5,6 | 5-188X* | SPL55-1X* SPL55X** | 15-188X | |
| | Sierra 3500 HD | V8 6.6L; WT; 171.5in WB; 2 Piece Driveshaft | N | 5,6 | 5-188X* | SPL55-1X* SPL55X** | 15-188X | |
| 2014-2016 | Sierra 3500 HD | V8 6.0L; SLE; 133.6in WB; 1 Piece Driveshaft | L | 4,5 | 5-188X* | SPL55-1X* SPL55X** | 15-188X | |
| | Sierra 3500 HD | V8 6.6L; SLE; 133.6in WB; 1 Piece Driveshaft | L | 4,5 | 5-188X* | SPL55-1X* SPL55X** | 15-188X | |
| | Sierra 3500 HD | V8 6.0L; Denali; 2 Piece Driveshaft | N | 5,6 | 5-188X* | SPL55-1X* SPL55X** | 15-188X | |
| | Sierra 3500 HD | V8 6.0L; SLE; 137.5in WB; 2 Piece Driveshaft | N | 5,6 | 5-188X* | SPL55-1X* SPL55X** | 15-188X | |
| | Sierra 3500 HD | V8 6.0L; SLE; 153.7in WB; 2 Piece Driveshaft | N | 5,6 | 5-188X* | SPL55-1X* SPL55X** | 15-188X | |
| | Sierra 3500 HD | V8 6.0L; SLE; 162.0in WB; 2 Piece Driveshaft | N | 5,6 | 5-188X* | SPL55-1X* SPL55X** | 15-188X | |
| | Sierra 3500 HD | V8 6.0L; SLE; 167.7in WB; 2 Piece Driveshaft | N | 5,6 | 5-188X* | SPL55-1X* SPL55X** | 15-188X | |
| | Sierra 3500 HD | V8 6.0L; SLE; 171.5in WB; 2 Piece Driveshaft | N | 5,6 | 5-188X* | SPL55-1X* SPL55X** | 15-188X | |
| | Sierra 3500 HD | V8 6.0L; SLT; 2 Piece Driveshaft | N | 5,6 | 5-188X* | SPL55-1X* SPL55X** | 15-188X | |
| | Sierra 3500 HD | V8 6.6L; Denali; 2 Piece Driveshaft | N | 5,6 | 5-188X* | SPL55-1X* SPL55X** | 15-188X | |
| | Sierra 3500 HD | V8 6.6L; SLE; 137.5in WB; 2 Piece Driveshaft | N | 5,6 | 5-188X* | SPL55-1X* SPL55X** | 15-188X | |
| | Sierra 3500 HD | V8 6.6L; SLE; 153.7in WB; 2 Piece Driveshaft | N | 5,6 | 5-188X* | SPL55-1X* SPL55X** | 15-188X | |
| | Sierra 3500 HD | V8 6.6L; SLE; 162.0in WB; 2 Piece Driveshaft | N | 5,6 | 5-188X* | SPL55-1X* SPL55X** | 15-188X | |
| | Sierra 3500 HD | V8 6.6L; SLE; 167.7in WB; 2 Piece Driveshaft | N | 5,6 | 5-188X* | SPL55-1X* SPL55X** | 15-188X | |
| | Sierra 3500 HD | V8 6.6L; SLE; 171.5in WB; 2 Piece Driveshaft | N | 5,6 | 5-188X* | SPL55-1X* SPL55X** | 15-188X | |
| | Sierra 3500 HD | V8 6.6L; SLT; 2 Piece Driveshaft | N | 5,6 | 5-188X* | SPL55-1X* SPL55X** | 15-188X | |
| | 2015-2016 | Sierra 3500 HD | V8 6.0L; Base; 1 Piece Driveshaft | L | 4,5 | 5-160X* | 5-1410-1X* 5-1410X** | 15-160X |
| | | Sierra 3500 HD | V8 6.6L; Base; 1 Piece Driveshaft | L | 4,5 | 5-160X* | 5-1410-1X* 5-1410X** | 15-160X |
| | | Sierra 3500 HD | V8 6.0L; Base; 2 Piece Driveshaft | N | 5,6 | 5-160X* | 5-1410-1X* 5-1410X** | 15-160X |
| Sierra 3500 HD | | V8 6.0L; SLE; 158.1in WB; 2 Piece Driveshaft | N | 5,6 | 5-188X* | SPL55-1X* SPL55X** | 15-188X | |
| Sierra 3500 HD | | V8 6.6L; Base; 2 Piece Driveshaft | N | 5,6 | 5-160X* | 5-1410-1X* 5-1410X** | 15-160X | |

* GREASEABLE ** NON-GREASEABLE



GMC (Cont'd)

| Year | Model | Description | Fig. | Location | Spicer Part # | SPL Part # | SVL Part # |
|-----------|----------------|--|------|----------|--------------------|-------------------------|------------|
| 2015-2016 | Sierra 3500 HD | V8 6.6L; SLE; 158.1in WB; 2 Piece Driveshaft | N | 5,6 | 5-188X* | SPL55-1X* SPL55X** | 15-188X |
| 1991-1993 | Sonoma | w/ Press-on Slip Yoke Seal | N | 2 | 5-153X* 5-3249X | 5-1310-1X* 5-1310X** | 15-153X |
| | Sonoma | w/ Screw-on Slip Yoke Seal | N | 2 | 5-3213X | | |
| | Sonoma | Extended Cab; Standard Cab | N | 4,6 | 5-3147X* | 5-795X** | 15-3147X |
| | Sonoma | Extended Cab | N | 5 | 5-3147X* | 5-795X** | 15-3147X |
| 1994-1999 | Sonoma | | L | 2 | 5-3213X | | |
| 1995-1996 | Sonoma | w/ ZR2 Sport Package; w/ Aluminum Yoke | L | 4 | | 5-3614X | |
| | Sonoma | w/ ZR2 Sport Package; w/ Steel Yoke | L | 4 | 5-213X* | 5-1330-1X* 5-1330X** | 15-213X |
| | Sonoma | w/o ZR2 Sport Package | L | 4,5 | 5-3147X* | 5-795X** | 15-3147X |
| | Sonoma | w/ ZR2 Sport Package; w/ Steel Yoke | L | 5 | 5-212X* | 5-793X** | |
| 1997-1999 | Sonoma | | L | 4,5 | 5-3147X* | 5-795X** | 15-3147X |
| 2000 | Sonoma | 1 Piece Driveshaft; Electronic Controlled Transfer Case | AV | 1 | 5-3213X | | |
| | Sonoma | 1 Piece Driveshaft; Exc. Electronic Controlled Transfer Case | AV | 1 | 5-3147X* | 5-795X** | 15-3147X |
| 2000-2004 | Sonoma | 1 Piece Driveshaft | AV | 2,3 | 5-3147X* | 5-795X** | 15-3147X |
| 2001-2004 | Sonoma | 1 Piece Driveshaft | AV | 1 | 5-3213X | | |
| 1991 | Syclone | w/ 2.688" O.D. Yoke | I | 3,4 | 5-443X | | |
| | Syclone | w/ 3.469" O.D. Yoke | I | 3,4 | 5-153X* | 5-1310-1X* 5-1310X** | 15-153X |
| | Syclone | | I | 5,6 | 5-3147X* | 5-795X** | 15-3147X |
| 1992-1993 | Typhoon | w/ 2.688" O.D. Yoke | I | 3,4 | 5-443X | | |
| | Typhoon | w/ 3.469" O.D. Yoke | I | 3,4 | 5-153X* | 5-1310-1X* 5-1310X** | 15-153X |
| | Typhoon | | I | 5,6 | 5-3147X* | 5-795X** | 15-3147X |
| 1987 | V1500 | | I | 1 | 5-3226X | 5-760X** | |
| | V1500 | | I | 2 | 5-153X* | 5-1310-1X* 5-1310X** | 15-153X |
| | V1500 | | I | 3,4 | 5-3147X* | 5-795X** | 15-3147X |
| | V1500 | w/ Inside Snap Rings | I | 5,6 | 5-3147X* | 5-795X** | 15-3147X |
| | V1500 | w/ Outside Snap Rings | I | 5,6 | 5-178X* | 5-1350-1X* 5-1350X** | 15-178X |
| | V1500 | | I | 1 | 5-3226X | 5-760X** | |
| 1987-1991 | V1500 Suburban | | I | 2 | 5-153X* | 5-1310-1X* 5-1310X** | 15-153X |
| | V1500 Suburban | | I | 3,4 | 5-3147X* | 5-795X** | 15-3147X |
| | V1500 Suburban | | I | 1 | 5-3226X | 5-760X** | |

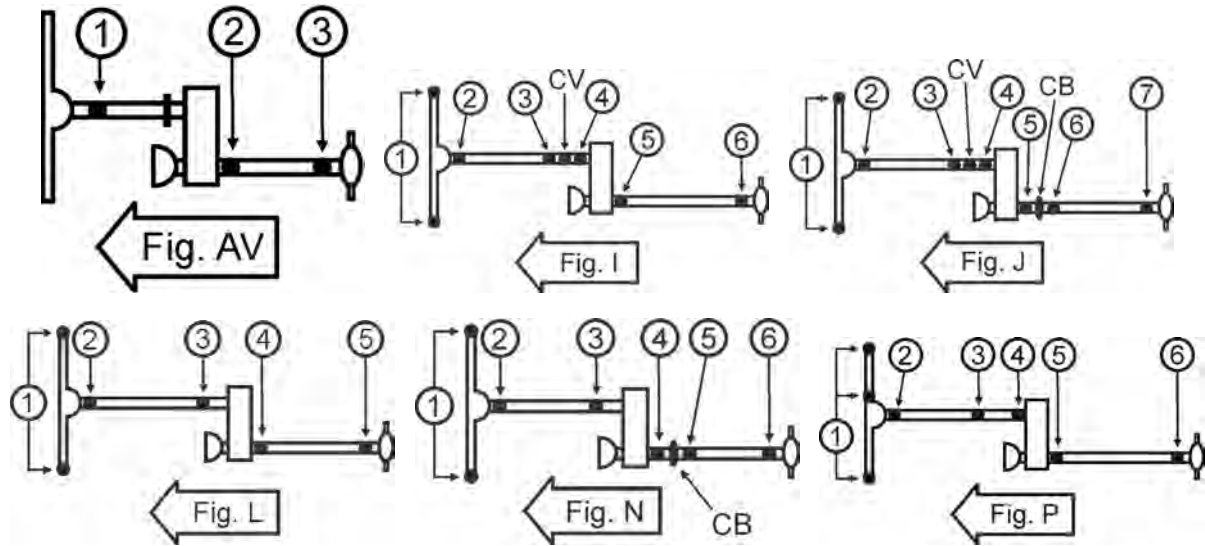
* GREASEABLE ** NON-GREASEABLE

4
W
D

GMC (Cont'd)

| Year | Model | Description | Fig. | Location | Spicer Part # | SPL Part # | SVL Part # |
|----------------|----------------|---------------------------------------|------------------------------------|----------|---------------------|-------------------------------------|-------------------------|
| 1987-1991 | V1500 Suburban | w/ Inside Snap Rings | I | 5,6 | 5-3147X* | 5-795X** | 15-3147X |
| | V1500 Suburban | w/ Outside Snap Rings | I | 5,6 | 5-178X* | 5-1350-1X* 5-1350X** | 15-178X |
| | V1500 Suburban | | I | CV | 211009X | | |
| 1987 | V2500 | 1 Piece Driveshaft | L | 1 | 5-3226X | 5-760X** | |
| | V2500 | Standard Trans; 1 Piece Driveshaft | L | 2 | 5-213X* | 5-1330-1X* 5-1330X** | 15-213X |
| | V2500 | Auto Trans; 1 Piece Driveshaft | L | 2,3 | 5-3147X* | 5-795X** | 15-3147X |
| | V2500 | Standard Trans; 1 Piece Driveshaft | L | 3 | 5-212X* | 5-793X** | |
| | V2500 | 1 Piece Driveshaft; w/ Aluminum Shaft | L | 4,5 | | 5-3615X | |
| | V2500 | 1 Piece Driveshaft; w/ Steel Shaft | L | 4,5 | 5-178X* | 5-1350-1X* 5-1350X** | 15-178X |
| | V2500 | 2 Piece Driveshaft | N | 1 | 5-3226X | 5-760X** | |
| | V2500 | Standard Trans; 2 Piece Driveshaft | N | 2 | 5-213X* | 5-1330-1X* 5-1330X** | 15-213X |
| | V2500 | Auto Trans; 2 Piece Driveshaft | N | 2,3 | 5-3147X* | 5-795X** | 15-3147X |
| | V2500 | Standard Trans; 2 Piece Driveshaft | N | 3 | 5-212X* | 5-793X** | |
| | V2500 | 2 Piece Driveshaft | N | 4,5,6 | 5-178X* | 5-1350-1X* 5-1350X** | 15-178X |
| | 1987-1988 | V2500 Suburban | Standard Trans; 1 Piece Driveshaft | L | 2 | 5-213X* | 5-1330-1X* 5-1330X** |
| V2500 Suburban | | Auto Trans; 1 Piece Driveshaft | L | 2,3 | 5-3147X* | 5-795X** | 15-3147X |
| V2500 Suburban | | Standard Trans; 1 Piece Driveshaft | L | 3 | 5-212X* | 5-793X** | |
| V2500 Suburban | | Standard Trans; 2 Piece Driveshaft | N | 2 | 5-213X* | 5-1330-1X* 5-1330X** | 15-213X |
| V2500 Suburban | | Auto Trans; 2 Piece Driveshaft | N | 2,3 | 5-3147X* | 5-795X** | 15-3147X |
| V2500 Suburban | | Standard Trans; 2 Piece Driveshaft | N | 3 | 5-212X* | 5-793X** | |
| 1987-1991 | V2500 Suburban | 1 Piece Driveshaft | L | 1 | 5-3226X | 5-760X** | |
| | V2500 Suburban | 1 Piece Driveshaft; w/ Aluminum Shaft | L | 4,5 | | 5-3615X | |
| | V2500 Suburban | 1 Piece Driveshaft; w/ Steel Shaft | L | 4,5 | 5-178X* | 5-1350-1X* 5-1350X** | 15-178X |
| | V2500 Suburban | 2 Piece Driveshaft | N | 1 | 5-3226X | 5-760X** | |
| | V2500 Suburban | 2 Piece Driveshaft | N | 4,5,6 | 5-178X* | 5-1350-1X* 5-1350X** | 15-178X |
| 1989-1991 | V2500 Suburban | 1 Piece Driveshaft | L | 2,3 | 5-3147X* | 5-795X** | 15-3147X |
| | V2500 Suburban | 2 Piece Driveshaft | N | 2,3 | 5-3147X* | 5-795X** | 15-3147X |
| 1987-1991 | V3500 | 1 Piece Driveshaft | I | 1 | | SPL55-3X** SPL55-4X* | |
| | V3500 | 1 Piece Driveshaft | I | 2 | 5-153X* | 5-1310-1X* 5-1310X** | 15-153X |
| | V3500 | 1 Piece Driveshaft | I | 3,4 | 5-3147X* | 5-795X** | 15-3147X |
| | V3500 | 1 Piece Driveshaft | I | 5,6 | 5-178X* | 5-1350-1X* 5-1350X** | 15-178X |
| | V3500 | 1 Piece Driveshaft | I | CV | 211009X | | |
| | V3500 | 2 Piece Driveshaft | J | 1 | | SPL55-3X** SPL55-4X* | |
| | V3500 | 2 Piece Driveshaft | J | 2 | 5-153X* | 5-1310-1X* 5-1310X** | 15-153X |
| | V3500 | 2 Piece Driveshaft | J | 3,4 | 5-3147X* | 5-795X** | 15-3147X |
| | V3500 | 2 Piece Driveshaft | J | 5,6,7 | 5-178X* | 5-1350-1X* 5-1350X** | 15-178X |
| 1992-1999 | Yukon | | L | 2,3,4,5 | 5-3147X* | 5-795X** | 15-3147X |
| | Yukon | 1 Piece Driveshaft | L | 2,3,4,5 | 5-3147X* | 5-795X** | 15-3147X |
| 2008 | Yukon | 1 Piece Driveshaft | L | 4,5 | 5-178X* 5-3147X* | 5-1350-1X* 5-1350X** 5-795X** | 15-178X 15-3147X |
| 2008-2016 | Yukon | 1 Piece Driveshaft | L | 2,3 | 5-3147X* | 5-795X** | 15-3147X |
| 2009-2016 | Yukon | 1 Piece Driveshaft | L | 4,5 | 5-178X* | 5-1350-1X* 5-1350X** | 15-178X |
| 2015-2016 | Yukon XL | 1 Piece Driveshaft | L | 2,3 | 5-3147X* | 5-795X** | 15-3147X |

* GREASEABLE ** NON-GREASEABLE



GMC (Cont'd)

| Year | Model | Description | Fig. | Location | Spicer Part # | SPL Part # | SVL Part # |
|-----------|---------------|-----------------------------|------|----------|---------------|-------------------------|------------|
| 2015-2016 | Yukon XL | 1 Piece Driveshaft | L | 4,5 | 5-160X* | 5-1410-1X* 5-1410X** | 15-160X |
| 2000-2008 | Yukon XL 1500 | 1 Piece Driveshaft | L | 2,3,4,5 | 5-3147X* | 5-795X** | 15-3147X |
| 2007-2008 | Yukon XL 1500 | V8 5.3L; 1 Piece Driveshaft | L | 4,5 | 5-3147X* | 5-795X** | 15-3147X |
| | Yukon XL 1500 | V8 6.0L; 1 Piece Driveshaft | L | 4,5 | 5-178X* | 5-1350-1X* 5-1350X** | 15-178X |
| 2009-2014 | Yukon XL 1500 | 1 Piece Driveshaft | L | 2,3 | 5-3147X* | 5-795X** | 15-3147X |
| | Yukon XL 1500 | 1 Piece Driveshaft | L | 4,5 | 5-178X* | 5-1350-1X* 5-1350X** | 15-178X |
| 2000-2013 | Yukon XL 2500 | 1 Piece Driveshaft | L | 2,3 | 5-3147X* | 5-795X** | 15-3147X |
| 2001-2006 | Yukon XL 2500 | V8 6.0L; 1 Piece Driveshaft | L | 4,5 | 5-178X* | 5-1350-1X* 5-1350X** | 15-178X |
| | Yukon XL 2500 | V8 8.1L; 1 Piece Driveshaft | L | 4,5 | 5-160X* | 5-1410-1X* 5-1410X** | 15-160X |
| 2007 | Yukon XL 2500 | 1 Piece Driveshaft | L | 4,5 | 5-178X* | 5-1350-1X* 5-1350X** | 15-178X |
| 2008-2013 | Yukon XL 2500 | 1 Piece Driveshaft | L | 4,5 | 5-160X* | 5-1410-1X* 5-1410X** | 15-160X |

Honda

| Year | Model | Description | Fig. | Location | Spicer Part # | SPL Part # | SVL Part # |
|-----------|----------|--------------------|------|----------|---------------|-------------------------|------------|
| 1994-1997 | Passport | | N | 2,3 | 5-1515X | | |
| | Passport | | N | 4,5,6 | 5-153X* | 5-1310-1X* 5-1310X** | 15-153X |
| 1998-2002 | Passport | 2 Piece Driveshaft | L | 2,3,4 | 5-153X* | 5-1310-1X* 5-1310X** | 15-153X |
| | Passport | 1 Piece Driveshaft | L | 5 | 5-153X* | 5-1310-1X* 5-1310X** | 15-153X |

Hummer

| Year | Model | Description | Fig. | Location | Spicer Part # | SPL Part # | SVL Part # |
|-----------|-------|--------------------|------|----------|---------------|-------------------------|------------|
| 2006 | H1 | 1 Piece Driveshaft | P | 2,3,4 | 5-213X* | 5-1330-1X* 5-1330X** | 15-213X |
| | H1 | 1 Piece Driveshaft | P | 5,6 | 5-178X* | 5-1350-1X* 5-1350X** | 15-178X |
| 2003-2009 | H2 | 1 Piece Driveshaft | L | 2,3 | 5-3147X* | 5-795X** | 15-3147X |
| | H2 | 1 Piece Driveshaft | L | 4,5 | 5-178X* | 5-1350-1X* 5-1350X** | 15-178X |
| 2006-2010 | H3 | 1 Piece Driveshaft | AV | 1 | 5-3213X | | |

* GREASEABLE ** NON-GREASEABLE

Hummer (Cont'd)

| Year | Model | Description | Fig. | Location | Spicer Part # | SPL Part # | SVL Part # |
|-----------|-------|--------------------|------|----------|---------------|-------------------------|------------|
| 2006-2010 | H3 | 1 Piece Driveshaft | AV | 2,3 | 5-178X* | 5-1350-1X* 5-1350X** | 15-178X |
| 2009-2010 | H3T | 1 Piece Driveshaft | AV | 1 | 5-3213X | | |
| | H3T | 1 Piece Driveshaft | AV | 2,3 | 5-178X* | 5-1350-1X* 5-1350X** | 15-178X |

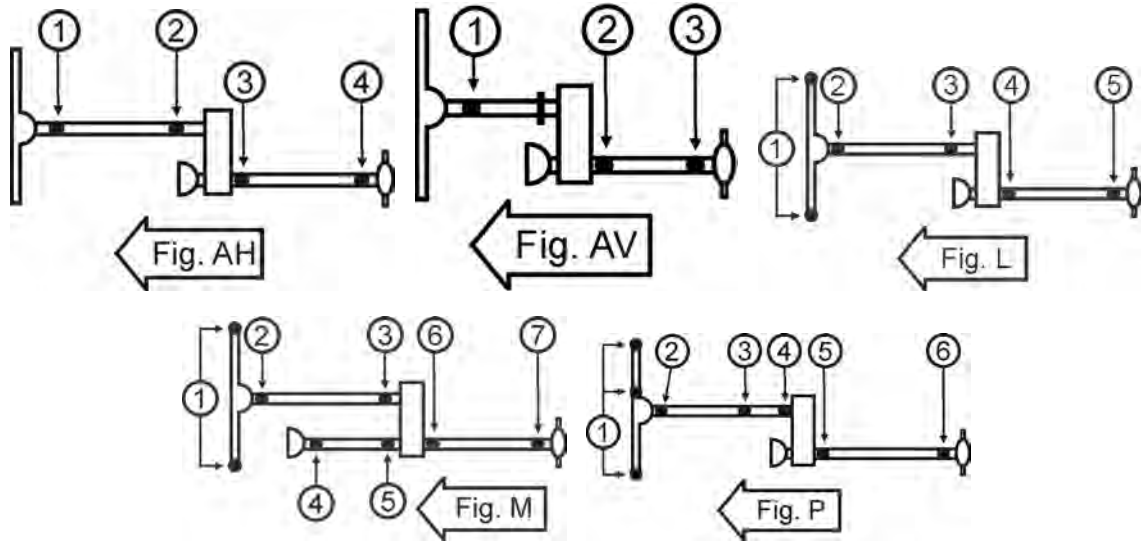
Infiniti

| Year | Model | Description | Fig. | Location | Spicer Part # | SPL Part # | SVL Part # |
|-----------|-------|--------------------|------|----------|---------------|-------------------------|------------|
| 1997-1999 | QX4 | | L | 2,3 | 5-3218X | | |
| | QX4 | | L | 4,5 | 5-1505X | | |
| 2000-2003 | QX4 | 1 Piece Driveshaft | L | 2 | 5-3218X | | |
| | QX4 | 1 Piece Driveshaft | L | 4,5 | 5-1505X | | |
| 2004-2006 | QX56 | 1 Piece Driveshaft | P | 5 | 5-178X* | 5-1350-1X* 5-1350X** | 15-178X |
| 2010 | QX56 | 1 Piece Driveshaft | P | 2 | 5-153X* | 5-1310-1X* 5-1310X** | 15-153X |
| | QX56 | 1 Piece Driveshaft | P | 5 | 5-160X* | 5-1410-1X* 5-1410X** | 15-160X |

International

| Year | Model | Description | Fig. | Location | Spicer Part # | SPL Part # | SVL Part # |
|-----------|-------|-----------------------|------|-------------|---------------|-------------------------|------------|
| 1966 | 1000A | w/ Inside Snap Rings | M | 1 | 5-260X** | | 15-260X |
| | 1000A | w/ Outside Snap Rings | M | 1 | 5-178X* | 5-1350-1X* 5-1350X** | 15-178X |
| | 1000A | | M | 2,3,4,5,6,7 | 5-153X* | 5-1310-1X* 5-1310X** | 15-153X |
| 1967 | 1000B | w/ Inside Snap Rings | M | 1 | 5-260X** | | 15-260X |
| | 1000B | w/ Outside Snap Rings | M | 1 | 5-178X* | 5-1350-1X* 5-1350X** | 15-178X |
| | 1000B | | M | 2,3,4,5,6,7 | 5-153X* | 5-1310-1X* 5-1310X** | 15-153X |
| 1968 | 1000C | w/ Inside Snap Rings | M | 1 | 5-260X** | | 15-260X |
| | 1000C | w/ Outside Snap Rings | M | 1 | 5-178X* | 5-1350-1X* 5-1350X** | 15-178X |
| | 1000C | | M | 2,3,4,5,6,7 | 5-153X* | 5-1310-1X* 5-1310X** | 15-153X |
| 1969 | 1000D | w/ Inside Snap Rings | M | 1 | 5-260X** | | 15-260X |
| | 1000D | w/ Outside Snap Rings | M | 1 | 5-178X* | 5-1350-1X* 5-1350X** | 15-178X |
| 1969-1970 | 1000D | | M | 2,3,4,5,6,7 | 5-153X* | 5-1310-1X* 5-1310X** | 15-153X |
| 1970 | 1000D | | M | 1 | 5-260X** | | 15-260X |
| 1966 | 1200A | w/ Inside Snap Rings | M | 1 | 5-260X** | | 15-260X |
| | 1200A | w/ Outside Snap Rings | M | 1 | 5-178X* | 5-1350-1X* 5-1350X** | 15-178X |
| | 1200A | | M | 2,3,4,5,6,7 | 5-153X* | 5-1310-1X* 5-1310X** | 15-153X |
| 1967 | 1200B | w/ Inside Snap Rings | M | 1 | 5-260X** | | 15-260X |
| | 1200B | w/ Outside Snap Rings | M | 1 | 5-178X* | 5-1350-1X* 5-1350X** | 15-178X |
| | 1200B | | M | 2,3,4,5,6,7 | 5-153X* | 5-1310-1X* 5-1310X** | 15-153X |
| 1968 | 1200C | w/ Inside Snap Rings | M | 1 | 5-260X** | | 15-260X |
| | 1200C | w/ Outside Snap Rings | M | 1 | 5-178X* | 5-1350-1X* 5-1350X** | 15-178X |
| | 1200C | | M | 2,3,4,5,6,7 | 5-153X* | 5-1310-1X* 5-1310X** | 15-153X |
| 1969 | 1200D | w/ Inside Snap Rings | M | 1 | 5-260X** | | 15-260X |
| | 1200D | w/ Outside Snap Rings | M | 1 | 5-178X* | 5-1350-1X* 5-1350X** | 15-178X |
| 1969-1970 | 1200D | | M | 2,3,4,5,6,7 | 5-153X* | 5-1310-1X* 5-1310X** | 15-153X |

* GREASEABLE ** NON-GREASEABLE



International (Cont'd)

| Year | Model | Description | Fig. | Location | Spicer Part # | SPL Part # | SVL Part # |
|-----------|----------|-----------------------|------|-------------|---------------|-------------------------|------------|
| 1970 | 1200D | | M | 1 | 5-260X** | | 15-260X |
| 1971-1973 | 1210 | | M | 1 | 5-260X** | | 15-260X |
| | 1210 | | M | 2,3,4,5,6,7 | 5-153X* | 5-1310-1X* 5-1310X** | 15-153X |
| 1966 | 1300A | | M | 1 | | SPL55-3X** SPL55-4X* | |
| | 1300A | | M | 2,3,4,5,6,7 | 5-153X* | 5-1310-1X* 5-1310X** | 15-153X |
| 1967 | 1300B | | M | 1 | | SPL55-3X** SPL55-4X* | |
| | 1300B | | M | 2,3,4,5,6,7 | 5-153X* | 5-1310-1X* 5-1310X** | 15-153X |
| 1968 | 1300C | | M | 1 | | SPL55-3X** SPL55-4X* | |
| | 1300C | | M | 2,3,4,5,6,7 | 5-153X* | 5-1310-1X* 5-1310X** | 15-153X |
| 1969-1970 | 1300D | | M | 1 | | SPL55-3X** SPL55-4X* | |
| | 1300D | | M | 2,3,4,5,6,7 | 5-153X* | 5-1310-1X* 5-1310X** | 15-153X |
| 1966-1967 | 900A | w/ Inside Snap Rings | M | 1 | 5-260X** | | 15-260X |
| | 900A | w/ Outside Snap Rings | M | 1 | 5-178X* | 5-1350-1X* 5-1350X** | 15-178X |
| | 900A | | M | 2,3,4,5,6,7 | 5-153X* | 5-1310-1X* 5-1310X** | 15-153X |
| 1961-1966 | Scout | | L | 2,3,4,5 | 5-2140X | | |
| 1961-1971 | Scout | | L | 1 | 5-260X** | | 15-260X |
| 1967-1971 | Scout | | L | 2,3,4,5 | 5-153X* | 5-1310-1X* 5-1310X** | 15-153X |
| 1971-1973 | Scout II | | L | 1 | 5-260X** | | 15-260X |
| 1971-1980 | Scout II | | L | 2,3,4,5 | 5-153X* | 5-1310-1X* 5-1310X** | 15-153X |
| 1974-1980 | Scout II | | L | 1 | 5-3226X | 5-760X** | |

ISUZU

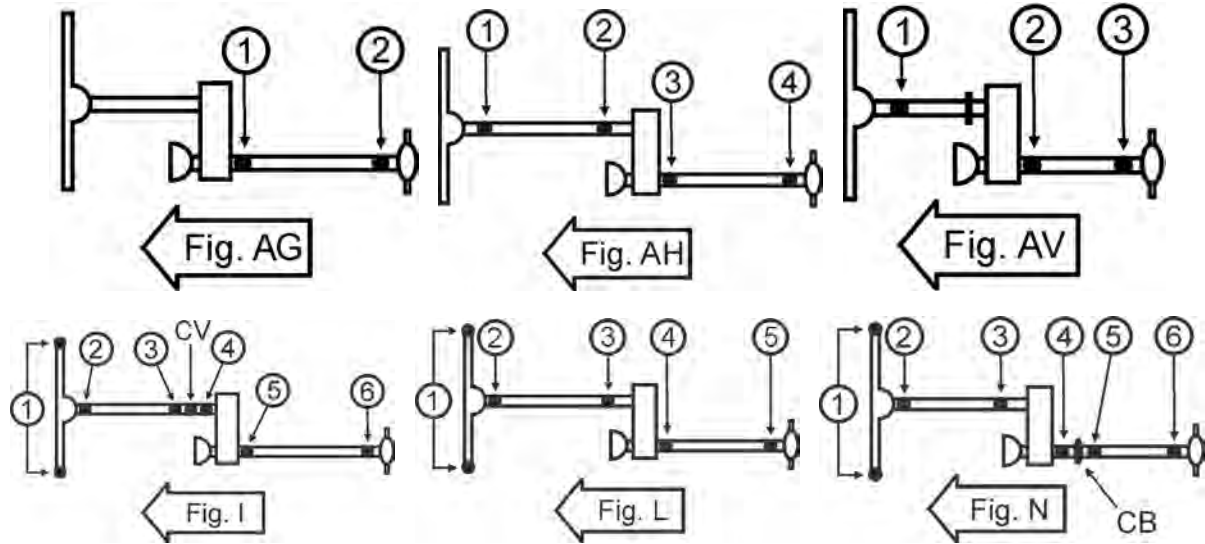
| Year | Model | Description | Fig. | Location | Spicer Part # | SPL Part # | SVL Part # |
|-----------|-------|------------------|------|----------|---------------|------------|------------|
| 1989-1994 | Amigo | | AH | 1,2,3,4 | 5-1515X | | |
| 1998-1999 | Amigo | w/ Aluminum Yoke | AH | 1,2,3,4 | | 5-3613X | |

* GREASEABLE ** NON-GREASEABLE

Isuzu (Cont'd)

| Year | Model | Description | Fig. | Location | Spicer Part # | SPL Part # | SVL Part # |
|-----------|-------------|--|------|-----------|---------------|-------------------------|------------|
| 1998-1999 | Amigo | w/ Steel Yoke | AH | 1,2,3,4 | 5-153X* | 5-1310-1X* 5-1310X** | 15-153X |
| 2000 | Amigo | Auto Trans; 1 Piece Driveshaft | L | 2,3 | 5-153X* | 5-1310-1X* 5-1310X** | 15-153X |
| | Amigo | Standard Trans; 1 Piece Driveshaft | L | 2,3 | 5-153X* | 5-1310-1X* 5-1310X** | 15-153X |
| | Amigo | 1 Piece Driveshaft | L | 4,5 | 5-153X* | 5-1310-1X* 5-1310X** | 15-153X |
| 2003-2007 | Ascender | 1 Piece Driveshaft | AV | 1 | 5-3213X | | |
| | Ascender | 1 Piece Driveshaft | AV | 2,3 | 5-3147X* | 5-795X** | 15-3147X |
| 2008 | Ascender | 1 Piece Driveshaft | AV | 1,2,3 | 5-3147X* | 5-795X** | 15-3147X |
| 2002-2004 | Axiom | 1 Piece Driveshaft | AG | 1,2 | 5-153X* | 5-1310-1X* 5-1310X** | 15-153X |
| 1998-1999 | Hombre | | AH | 1 | 5-3213X | | |
| | Hombre | | AH | 3,4 | 5-3147X* | 5-795X** | 15-3147X |
| 2000 | Hombre | 1 Piece Driveshaft | AV | 1 | 5-3213X | | |
| | Hombre | 1 Piece Driveshaft | AV | 2,3 | 5-3147X* | 5-795X** | 15-3147X |
| 2006 | i-350 | 1 Piece Driveshaft | AV | 1 | 5-153X* | 5-1310-1X* 5-1310X** | 15-153X |
| | i-350 | 1 Piece Driveshaft | AV | 2 | 5-213X* | 5-1330-1X* 5-1330X** | 15-213X |
| | i-350 | 1 Piece Driveshaft | AV | 3 | 5-212X* | 5-793X** | |
| 2007-2008 | i-370 | 1 Piece Driveshaft | AV | 1 | 5-153X* | 5-1310-1X* 5-1310X** | 15-153X |
| | i-370 | 1 Piece Driveshaft | AV | 2 | 5-213X* | 5-1330-1X* 5-1330X** | 15-213X |
| | i-370 | 1 Piece Driveshaft | AV | 3 | 5-212X* | 5-793X** | |
| 1981-1985 | Pickup | | N | 2,4,5,6 | 5-101X | | |
| 1986-1987 | Pickup | | N | 2,4,5 | 5-101X | | |
| 1988 | Pickup | From 12/87 | N | 2 | 5-1515X | | |
| | Pickup | To 11/87 | N | 2 | 5-101X | | |
| | Pickup | | N | 3,4,5,6 | 5-1515X | | |
| 1989 | Pickup | | N | 2,3,4,5,6 | 5-1515X | | |
| 1990 | Pickup | To 10/90 | N | 2,3,4,5,6 | 5-1515X | | |
| 1991 | Pickup | U.S.A. Built; VIN Starts 4S1; From 11/90 | N | 2,3 | 5-1515X | | |
| | Pickup | Japan Built; VIN Starts JAA; From 11/90 | N | 2,3,4,5,6 | 5-1515X | | |
| 1992-1995 | Pickup | U.S.A. Built; VIN Starts 4S1 | N | 2,3 | 5-1515X | | |
| | Pickup | Japan Built; VIN Starts JAA | N | 2,3,4,5,6 | 5-1515X | | |
| 1991-1997 | Rodeo | | N | 2,3 | 5-1515X | | |
| | Rodeo | | N | 4,5,6 | 5-153X* | 5-1310-1X* 5-1310X** | 15-153X |
| 1998-1999 | Rodeo | w/ Aluminum Yoke | L | 2,3,4,5 | | 5-3613X | |
| | Rodeo | w/ Steel Yoke | L | 2,3,4,5 | 5-153X* | 5-1310-1X* 5-1310X** | 15-153X |
| 2000-2002 | Rodeo | Auto Trans; 1 Piece Driveshaft | L | 2,3 | 5-153X* | 5-1310-1X* 5-1310X** | 15-153X |
| | Rodeo | Standard Trans; 1 Piece Driveshaft | L | 2,3 | 5-153X* | 5-1310-1X* 5-1310X** | 15-153X |
| | Rodeo | 1 Piece Driveshaft | L | 4,5 | 5-153X* | 5-1310-1X* 5-1310X** | 15-153X |
| 2003-2004 | Rodeo | Auto Trans; 1 Piece Driveshaft | L | 2,3,4,5 | 5-153X* | 5-1310-1X* 5-1310X** | 15-153X |
| | Rodeo | Standard Trans; 1 Piece Driveshaft | L | 2,3,4,5 | 5-153X* | 5-1310-1X* 5-1310X** | 15-153X |
| 2001-2002 | Rodeo Sport | Auto Trans; 1 Piece Driveshaft | L | 2,3 | 5-153X* | 5-1310-1X* 5-1310X** | 15-153X |
| | Rodeo Sport | Standard Trans; 1 Piece Driveshaft | L | 2,3 | 5-153X* | 5-1310-1X* 5-1310X** | 15-153X |
| | Rodeo Sport | 1 Piece Driveshaft | L | 4,5 | 5-153X* | 5-1310-1X* 5-1310X** | 15-153X |
| 2003 | Rodeo Sport | Auto Trans; 1 Piece Driveshaft | L | 2,3,4,5 | 5-153X* | 5-1310-1X* 5-1310X** | 15-153X |

* GREASEABLE ** NON-GREASEABLE



Isuzu (Cont'd)

| Year | Model | Description | Fig. | Location | Spicer Part # | SPL Part # | SVL Part # |
|-----------|-------------|---|------|-----------|---------------|-------------------------|------------|
| 2003 | Rodeo Sport | Standard Trans; 1 Piece Driveshaft | L | 2,3,4,5 | 5-153X* | 5-1310-1X* 5-1310X** | 15-153X |
| 1984-1986 | Trooper | | N | 2 | 5-101X | | |
| | Trooper | | N | 3 | 5-1515X | | |
| | Trooper | | N | 4,5,6 | 5-101X | | |
| 1987 | Trooper | 1 Piece Driveshaft; From 7/87 | L | 2,4,5 | 5-1515X | | |
| | Trooper | 1 Piece Driveshaft; To 6/87 | L | 2,4,5 | 5-101X | | |
| | Trooper | 1 Piece Driveshaft | L | 3 | 5-1515X | | |
| | Trooper | 2 Piece Driveshaft; From 7/87 | N | 2,4,5,6 | 5-1515X | | |
| | Trooper | 2 Piece Driveshaft; To 6/87 | N | 2,4,5,6 | 5-101X | | |
| | Trooper | 2 Piece Driveshaft | N | 3 | 5-1515X | | |
| 1988-1997 | Trooper | 1 Piece Driveshaft | L | 2,3,4,5 | 5-1515X | | |
| | Trooper | 2 Piece Driveshaft | N | 2,3,4,5,6 | 5-1515X | | |
| 1998-1999 | Trooper | w/o Torque on Demand | L | 2,3 | 5-1515X | | |
| | Trooper | | L | 4,5 | 5-3259-1X | | |
| 2000-2002 | Trooper | 1 Piece Driveshaft; Torque On Demand | AG | 1,2 | 5-3259-1X | | |
| | Trooper | 1 Piece Driveshaft; Exc. Torque On Demand | L | 2,3 | 5-1515X | | |
| | Trooper | 1 Piece Driveshaft; Exc. Torque On Demand | L | 4,5 | 5-3259-1X | | |
| 2001 | VehiCROSS | | L | 4,5 | 5-1515X | | |

4 W D

Jeep

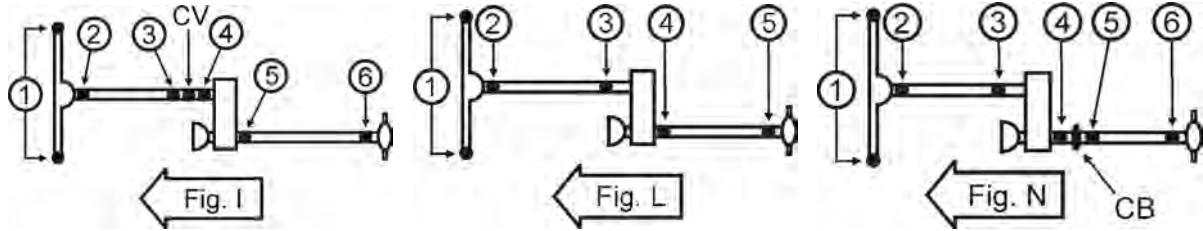
| Year | Model | Description | Fig. | Location | Spicer Part # | SPL Part # | SVL Part # |
|-----------|----------|---|------|-----------|---------------|-------------------------|------------|
| 1974-1980 | Cherokee | Hydra-Matic Trans | I | 5 | 5-153X* | 5-1310-1X* 5-1310X** | 15-153X |
| | Cherokee | Auto Trans | I | 6 | 5-153X* | | |
| | Cherokee | Hydra-Matic Trans | I | 6 | | 5-1310-1X* 5-1310X** | 15-153X |
| | Cherokee | Standard Trans | I | 6 | 5-3228X | 5-789X | |
| 1981 | Cherokee | | I | 2,3,4,5 | 5-153X* | 5-1310-1X* 5-1310X** | 15-153X |
| 1982-1983 | Cherokee | | I | 2,3,4,5,6 | 5-153X* | 5-1310-1X* 5-1310X** | 15-153X |
| 1984 | Cherokee | 1.062" Cup Dia. | L | 1 | 5-260X** | | 15-260X |
| | Cherokee | 1.188" Cup Dia. | L | 1 | 5-3226X | 5-760X** | |
| | Cherokee | | L | 2,3,4,5 | 5-153X* | 5-1310-1X* 5-1310X** | 15-153X |
| 1985-1993 | Cherokee | 1.062" Cup Dia.; w/ CV Front Driveshaft | I | 1 | 5-260X** | | 15-260X |
| | Cherokee | 1.188" Cup Dia.; w/ CV Front Driveshaft | I | 1 | 5-3226X | 5-760X** | |

* GREASEABLE ** NON-GREASEABLE

Jeep (Cont'd)

| Year | Model | Description | Fig. | Location | Spicer Part # | SPL Part # | SVL Part # |
|-----------|----------|--|------|-----------|---------------|-------------------------|------------|
| 1985-1993 | Cherokee | w/ CV Front Driveshaft | I | 2,3,4,5,6 | 5-153X* | 5-1310-1X* 5-1310X** | 15-153X |
| | Cherokee | 1.062" Cup Dia.; w/o CV Front Driveshaft | L | 1 | 5-260X** | | 15-260X |
| | Cherokee | 1.188" Cup Dia.; w/o CV Front Driveshaft | L | 1 | 5-3226X | 5-760X** | |
| | Cherokee | w/o CV Front Driveshaft | L | 2,3,4,5 | 5-153X* | 5-1310-1X* 5-1310X** | 15-153X |
| 1994 | Cherokee | 1.062" Cup Dia. | I | 1 | 5-260X** | | 15-260X |
| | Cherokee | 1.188" Cup Dia. | I | 1 | 5-3226X | 5-760X** | |
| 1994-1998 | Cherokee | | I | 2,3,4 | 5-153X* | 5-1310-1X* 5-1310X** | 15-153X |
| | Cherokee | w/ Inside & Outside Snap Rings | I | 5,6 | | 5-788X | 15-353X |
| | Cherokee | w/ Inside Snap Rings; w/ 7290 Series Rear Driveshaft | I | 5,6 | 5-1309X | 5-811X | |
| | Cherokee | w/ Outside Snap Rings | I | 5,6 | 5-153X* | 5-1310-1X* 5-1310X** | 15-153X |
| 1995-1999 | Cherokee | | I | 1 | 5-3226X | 5-760X** | |
| 1999 | Cherokee | | I | 2,3,4,6 | 5-153X* | 5-1310-1X* 5-1310X** | 15-153X |
| | Cherokee | Auto Trans | I | 5 | 5-153X* | 5-1310-1X* 5-1310X** | 15-153X |
| | Cherokee | Standard Trans | I | 5 | 5-213X* | 5-1330-1X* 5-1330X** | 15-213X |
| 2000-2001 | Cherokee | 1 Piece Driveshaft | I | 1 | 5-3226X | 5-760X** | |
| | Cherokee | 1 Piece Driveshaft | I | 2,3,4 | 5-153X* | 5-1310-1X* 5-1310X** | 15-153X |
| | Cherokee | Standard Trans; 1 Piece Driveshaft; Dana Axle | I | 5 | 5-213X* | 5-1330-1X* 5-1330X** | 15-213X |
| | Cherokee | Auto Trans; 1 Piece Driveshaft | I | 5,6 | 5-153X* | 5-1310-1X* 5-1310X** | 15-153X |
| | Cherokee | Standard Trans; 1 Piece Driveshaft; Exc. Dana Axle | I | 5,6 | 5-153X* | 5-1310-1X* 5-1310X** | 15-153X |
| | Cherokee | Standard Trans; 1 Piece Driveshaft; Dana Axle | I | 6 | 5-153X* | 5-1310-1X* 5-1310X** | 15-153X |
| 1959-1966 | CJ5 | w/ Outside Snap Rings | N | 2,3,4,5,6 | 5-153X* | 5-1310-1X* 5-1310X** | 15-153X |
| 1963-1966 | CJ5 | | N | 1 | 5-260X** | | 15-260X |
| 1967-1978 | CJ5 | | L | 1 | 5-260X** | | 15-260X |
| | CJ5 | | L | 2,3,4,5 | 5-153X* | 5-1310-1X* 5-1310X** | 15-153X |
| 1979-1983 | CJ5 | w/ CV Front Driveshaft | I | 1 | 5-260X** | | 15-260X |
| | CJ5 | w/ CV Front Driveshaft | I | 2,3,4,5,6 | 5-153X* | 5-1310-1X* 5-1310X** | 15-153X |
| | CJ5 | w/o CV Front Driveshaft | L | 1 | 5-260X** | | 15-260X |
| | CJ5 | w/o CV Front Driveshaft | L | 2,3,4,5 | 5-153X* | 5-1310-1X* 5-1310X** | 15-153X |
| 1959-1966 | CJ6 | w/ Outside Snap Rings | N | 2,3,4,5,6 | 5-153X* | 5-1310-1X* 5-1310X** | 15-153X |
| 1963-1966 | CJ6 | | N | 1 | 5-260X** | | 15-260X |
| 1967-1975 | CJ6 | | L | 1 | 5-260X** | | 15-260X |
| | CJ6 | | L | 2,3,4,5 | 5-153X* | 5-1310-1X* 5-1310X** | 15-153X |
| 1976-1978 | CJ7 | | L | 1 | 5-260X** | | 15-260X |
| | CJ7 | | L | 2,3,4,5 | 5-153X* | 5-1310-1X* 5-1310X** | 15-153X |
| 1979-1986 | CJ7 | w/ CV Front Driveshaft | I | 1 | 5-260X** | | 15-260X |
| | CJ7 | w/ CV Front Driveshaft | I | 2,3,4,5,6 | 5-153X* | 5-1310-1X* 5-1310X** | 15-153X |
| | CJ7 | w/o CV Front Driveshaft | L | 1 | 5-260X** | | 15-260X |
| | CJ7 | w/o CV Front Driveshaft | L | 2,3,4,5 | 5-153X* | 5-1310-1X* 5-1310X** | 15-153X |
| 1986-1987 | Comanche | w/ CV Front Driveshaft; w/ Part Time 4WD | I | 1 | 5-260X** | | 15-260X |
| | Comanche | w/ CV Front Driveshaft | I | 2,3,4,5,6 | 5-153X* | 5-1310-1X* 5-1310X** | 15-153X |

* GREASEABLE ** NON-GREASEABLE



Jeep (Cont'd)

| Year | Model | Description | Fig. | Location | Spicer Part # | SPL Part # | SVL Part # |
|-----------|----------------|---|------|-----------|---------------|-------------------------|------------|
| 1986-1987 | Comanche | w/o CV Front Driveshaft; w/ Part Time 4WD | L | 1 | 5-260X** | | 15-260X |
| | Comanche | w/o CV Front Driveshaft | L | 2,3,4,5 | 5-153X* | 5-1310-1X* 5-1310X** | 15-153X |
| 1988-1992 | Comanche | w/ Part Time 4WD | I | 1 | 5-260X** | | 15-260X |
| | Comanche | | I | 2,3,4,5,6 | 5-153X* | 5-1310-1X* 5-1310X** | 15-153X |
| 1967-1969 | Commando | | L | 2,3 | 5-248X | | |
| | Commando | | L | 4,5 | 5-153X* | 5-1310-1X* 5-1310X** | 15-153X |
| 1967-1973 | Commando | | L | 1 | 5-260X** | | 15-260X |
| 1970-1973 | Commando | | L | 2,3,4,5 | 5-153X* | 5-1310-1X* 5-1310X** | 15-153X |
| 1963-1967 | Gladiator | | L | 1 | 5-260X** | | 15-260X |
| | Gladiator | | L | 2,3,4,5 | 5-153X* | 5-1310-1X* 5-1310X** | 15-153X |
| 1968-1969 | Gladiator | w/ CV Front Driveshaft | I | 1 | 5-260X** | | 15-260X |
| | Gladiator | w/ CV Front Driveshaft | I | 2 | 5-2140X | | |
| | Gladiator | w/ CV Front Driveshaft; Front half of double cardon | I | 3,4 | 5-3219-1X | | |
| | Gladiator | w/ CV Front Driveshaft; Rear half of double cardon | I | 3,4 | 5-3247X | | |
| | Gladiator | w/ CV Front Driveshaft | I | 5,6 | 5-153X* | 5-1310-1X* 5-1310X** | 15-153X |
| | Gladiator | w/o CV Front Driveshaft | L | 1 | 5-260X** | | 15-260X |
| | Gladiator | w/o CV Front Driveshaft | L | 2,3,4,5 | 5-153X* | 5-1310-1X* 5-1310X** | 15-153X |
| 1993 | Grand Cherokee | w/ Part Time 4WD | I | 1 | 5-260X** | | 15-260X |
| 1994-1998 | Grand Cherokee | 2 Inside & 2 Outside Snap Rings | I | 1 | 5-3226X | 5-760X** | |
| | Grand Cherokee | 4 Inside Snap Rings; w/ 7290 Series Driveshaft | I | 1 | 5-3226X | 5-760X** | |
| | Grand Cherokee | 4 Outside Snap Rings | I | 1 | 5-3226X | 5-760X** | |
| | Grand Cherokee | 2 Inside & 2 Outside Snap Rings | I | 2,3,4 | 5-153X* | 5-1310-1X* 5-1310X** | 15-153X |
| | Grand Cherokee | 4 Inside Snap Rings; w/ 7290 Series Driveshaft | I | 2,3,4 | 5-153X* | 5-1310-1X* 5-1310X** | 15-153X |
| | Grand Cherokee | 4 Outside Snap Rings | I | 2,3,4,5,6 | 5-153X* | 5-1310-1X* 5-1310X** | 15-153X |
| | Grand Cherokee | 2 Inside & 2 Outside Snap Rings | I | 5,6 | | 5-788X | 15-353X |
| 1999 | Grand Cherokee | 4 Inside Snap Rings; w/ 7290 Series Driveshaft | I | 5,6 | 5-1309X | 5-811X | |
| | Grand Cherokee | | I | 1 | 5-3226X | 5-760X** | |
| | Grand Cherokee | | I | 2,3,4,5,6 | 5-153X* | 5-1310-1X* 5-1310X** | 15-153X |

* GREASEABLE ** NON-GREASEABLE

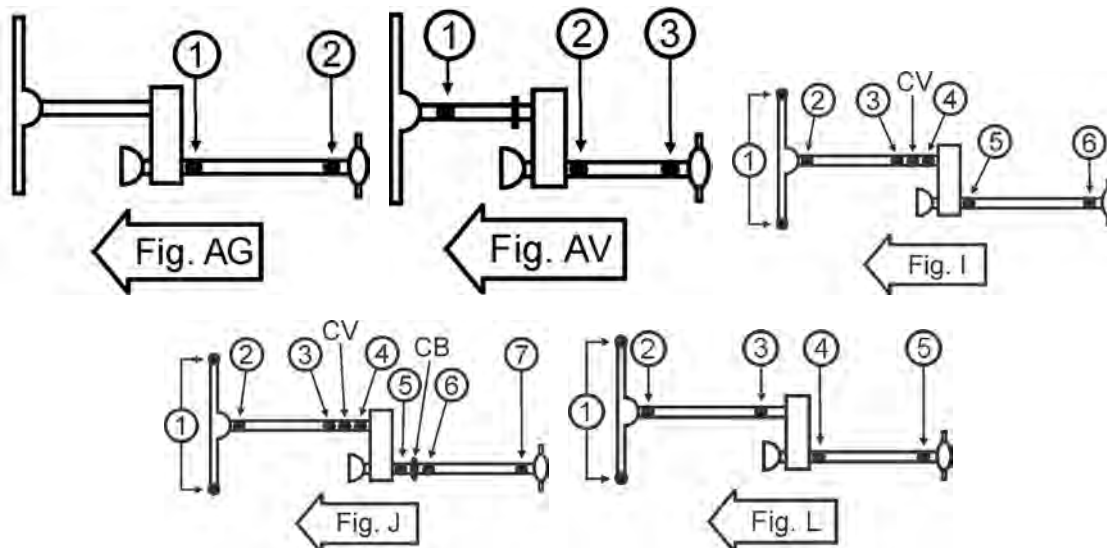
4
W
D

Jeep (Cont'd)

| Year | Model | Description | Fig. | Location | Spicer Part # | SPL Part # | SVL Part # |
|-----------|----------------|--|------|-----------|---------------|-------------------------|------------|
| 2000-2001 | Grand Cherokee | L6 4.0L; 1 Piece Driveshaft | AG | 1,2 | 5-153X* | 5-1310-1X* 5-1310X** | 15-153X |
| 2000-2004 | Grand Cherokee | V8 4.7L; 1 Piece Driveshaft | I | 2,3,4 | 5-153X* | 5-1310-1X* 5-1310X** | 15-153X |
| | Grand Cherokee | V8 4.7L; 1 Piece Driveshaft; Selec-Trac Transfer Case | I | 5 | 5-213X* | 5-1330-1X* 5-1330X** | 15-213X |
| | Grand Cherokee | V8 4.7L; 1 Piece Driveshaft; Exc. Selec-Trac Transfer Case | I | 5,6 | 5-153X* | 5-1310-1X* 5-1310X** | 15-153X |
| | Grand Cherokee | V8 4.7L; 1 Piece Driveshaft; Selec-Trac Transfer Case | I | 6 | 5-153X* | 5-1310-1X* 5-1310X** | 15-153X |
| 2002-2004 | Grand Cherokee | L6 4.0L; 1 Piece Driveshaft | AV | 1,2,3 | 5-153X* | 5-1310-1X* 5-1310X** | 15-153X |
| 1984-1991 | Grand Wagoneer | | I | 1 | 5-3226X | 5-760X** | |
| | Grand Wagoneer | | I | 2,3,4,5,6 | 5-153X* | 5-1310-1X* 5-1310X** | 15-153X |
| 1982-1988 | J10 | | I | 1 | 5-3226X | 5-760X** | |
| | J10 | | I | 2,3,4,5,6 | 5-153X* | 5-1310-1X* 5-1310X** | 15-153X |
| 1974-1988 | J20 | | I | 1 | 5-3226X | 5-760X** | |
| | J20 | | I | 2,3,4,5,6 | 5-153X* | 5-1310-1X* 5-1310X** | 15-153X |
| 1968-1969 | J-2600 | 2 Piece Driveshaft | J | 2 | 5-2140X | | |
| | J-2600 | 2 Piece Driveshaft | J | 3 | 5-3219-1X | | |
| | J-2600 | 2 Piece Driveshaft | J | 4 | 5-3247X | | |
| | J-2600 | 1 Piece Driveshaft | L | 1 | 5-260X** | | 15-260X |
| | J-2600 | 1 Piece Driveshaft | L | 2,3,4,5 | 5-153X* | 5-1310-1X* 5-1310X** | 15-153X |
| 1970-1973 | J-2600 | | L | 1 | 5-260X** | | 15-260X |
| | J-2600 | | L | 2,3,4,5 | 5-153X* | 5-1310-1X* 5-1310X** | 15-153X |
| 1968-1969 | J-2700 | 2 Piece Driveshaft | J | 2 | 5-2140X | | |
| | J-2700 | 2 Piece Driveshaft | J | 3 | 5-3219-1X | | |
| | J-2700 | 2 Piece Driveshaft | J | 4 | 5-3247X | | |
| | J-2700 | 1 Piece Driveshaft | L | 1 | 5-260X** | | 15-260X |
| | J-2700 | 1 Piece Driveshaft | L | 2,3,4,5 | 5-153X* | 5-1310-1X* 5-1310X** | 15-153X |
| 1970 | J-2700 | | L | 1 | 5-260X** | | 15-260X |
| | J-2700 | | L | 2,3,4,5 | 5-153X* | 5-1310-1X* 5-1310X** | 15-153X |
| 1965-1967 | J-2800 | | L | 1 | 5-260X** | | 15-260X |
| | J-2800 | | L | 2,3,4,5 | 5-153X* | 5-1310-1X* 5-1310X** | 15-153X |
| 1968 | J-2800 | 2 Piece Driveshaft | J | 2 | 5-2140X | | |
| | J-2800 | 2 Piece Driveshaft | J | 3 | 5-3219-1X | | |
| | J-2800 | 2 Piece Driveshaft | J | 4 | 5-3247X | | |
| | J-2800 | 1 Piece Driveshaft | L | 1 | 5-260X** | | 15-260X |
| | J-2800 | 1 Piece Driveshaft | L | 2,3,4,5 | 5-153X* | 5-1310-1X* 5-1310X** | 15-153X |
| 1968-1969 | J-3500 | 2 Piece Driveshaft | J | 2 | 5-2140X | | |
| | J-3500 | 2 Piece Driveshaft | J | 3 | 5-3219-1X | | |
| | J-3500 | 2 Piece Driveshaft | J | 4 | 5-3247X | | |
| | J-3500 | 1 Piece Driveshaft | L | 1 | 5-260X** | | 15-260X |
| | J-3500 | 1 Piece Driveshaft | L | 2,3,4,5 | 5-153X* | 5-1310-1X* 5-1310X** | 15-153X |
| 1970 | J-3500 | | L | 1 | 5-260X** | | 15-260X |
| | J-3500 | | L | 2,3,4,5 | 5-153X* | 5-1310-1X* 5-1310X** | 15-153X |
| 1968-1969 | J-3600 | 2 Piece Driveshaft | J | 2 | 5-2140X | | |
| | J-3600 | 2 Piece Driveshaft | J | 3 | 5-3219-1X | | |
| | J-3600 | 2 Piece Driveshaft | J | 4 | 5-3247X | | |
| | J-3600 | 1 Piece Driveshaft | L | 1 | 5-260X** | | 15-260X |

* GREASEABLE ** NON-GREASEABLE

4 W D



Jeep (Cont'd)

| Year | Model | Description | Fig. | Location | Spicer Part # | SPL Part # | SVL Part # |
|-----------|----------|--------------------|------|----------|---------------|-------------------------|------------|
| 1968-1969 | J-3600 | 1 Piece Driveshaft | L | 2,3,4,5 | 5-153X* | 5-1310-1X* 5-1310X** | 15-153X |
| 1970 | J-3600 | | L | 1 | 5-260X** | | 15-260X |
| | J-3600 | | L | 2,3,4,5 | 5-153X* | 5-1310-1X* 5-1310X** | 15-153X |
| 1968-1969 | J-3700 | 2 Piece Driveshaft | J | 2 | 5-2140X | | |
| | J-3700 | 2 Piece Driveshaft | J | 3 | 5-3219-1X | | |
| | J-3700 | 2 Piece Driveshaft | J | 4 | 5-3247X | | |
| | J-3700 | 1 Piece Driveshaft | L | 1 | 5-260X** | | 15-260X |
| | J-3700 | 1 Piece Driveshaft | L | 2,3,4,5 | 5-153X* | 5-1310-1X* 5-1310X** | 15-153X |
| 1970 | J-3700 | | L | 1 | 5-260X** | | 15-260X |
| | J-3700 | | L | 2,3,4,5 | 5-153X* | 5-1310-1X* 5-1310X** | 15-153X |
| 1968-1969 | J-3800 | 2 Piece Driveshaft | J | 2 | 5-2140X | | |
| | J-3800 | 2 Piece Driveshaft | J | 3 | 5-3219-1X | | |
| | J-3800 | 2 Piece Driveshaft | J | 4 | 5-3247X | | |
| | J-3800 | 1 Piece Driveshaft | L | 1 | 5-260X** | | 15-260X |
| | J-3800 | 1 Piece Driveshaft | L | 2,3,4,5 | 5-153X* | 5-1310-1X* 5-1310X** | 15-153X |
| 1970-1971 | J-3800 | | L | 1 | 5-260X** | | 15-260X |
| | J-3800 | | L | 2,3,4,5 | 5-153X* | 5-1310-1X* 5-1310X** | 15-153X |
| 1967-1969 | Jeepster | | L | 2,3 | 5-248X | | |
| | Jeepster | | L | 4,5 | 5-153X* | 5-1310-1X* 5-1310X** | 15-153X |
| 1967-1973 | Jeepster | | L | 1 | 5-260X** | | 15-260X |
| 1970-1973 | Jeepster | | L | 2,3,4,5 | 5-153X* | 5-1310-1X* 5-1310X** | 15-153X |
| 2002 | Liberty | 2.4L | L | 4,5 | 5-153X* | 5-1310-1X* 5-1310X** | 15-153X |
| | Liberty | 3.7L | L | 4,5 | 5-213X* | 5-1330-1X* 5-1330X** | 15-213X |
| 2003 | Liberty | 3.500" O.D. Yoke | L | 4,5 | 5-153X* | 5-1310-1X* 5-1310X** | 15-153X |
| | Liberty | 4.000" O.D. Yoke | L | 4,5 | 5-213X* | 5-1330-1X* 5-1330X** | 15-213X |
| 2004 | Liberty | | L | 4,5 | 5-153X* | 5-1310-1X* 5-1310X** | 15-153X |

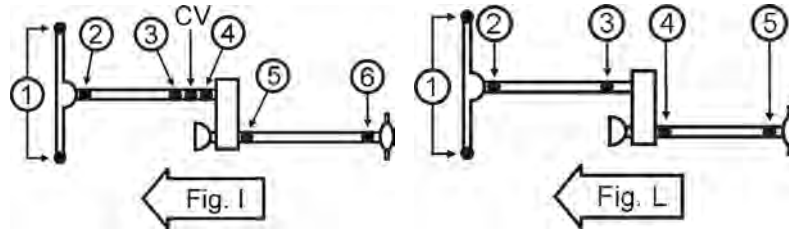
* GREASEABLE ** NON-GREASEABLE

4
W
D

Jeep (Cont'd)

| Year | Model | Description | Fig. | Location | Spicer Part # | SPL Part # | SVL Part # |
|-----------|-----------|--|------|-----------|---------------|-------------------------|------------|
| 2005-2007 | Liberty | Auto Trans | L | 4 | 5-153X* | 5-1310-1X* 5-1310X** | 15-153X |
| | Liberty | Standard Trans | L | 4 | 5-213X* | 5-1330-1X* 5-1330X** | 15-213X |
| | Liberty | | L | 5 | 5-153X* | 5-1310-1X* 5-1310X** | 15-153X |
| 1981 | Scrambler | | I | 1 | 5-260X** | | 15-260X |
| | Scrambler | | I | 2,3,4,5,6 | 5-153X* | 5-1310-1X* 5-1310X** | 15-153X |
| 1982-1985 | Scrambler | | L | 1 | 5-260X** | | 15-260X |
| | Scrambler | | L | 2,3,4,5 | 5-153X* | 5-1310-1X* 5-1310X** | 15-153X |
| 1997 | TJ | | L | 1 | 5-3226X | 5-760X** | |
| | TJ | | L | 2,3,4,5 | 5-153X* | 5-1310-1X* 5-1310X** | 15-153X |
| 1998 | TJ | | I | 2,3,4,5 | 5-153X* | 5-1310-1X* 5-1310X** | 15-153X |
| 1998-2006 | TJ | | I | 1 | 5-3226X | 5-760X** | |
| 1999-2002 | TJ | | I | 2,3,4,5,6 | 5-153X* | 5-1310-1X* 5-1310X** | 15-153X |
| 2003-2004 | TJ | Rubicon | I | 5 | 5-3147X* | 5-795X** | 15-3147X |
| | TJ | Rubicon | I | 6 | 5-212X* | 5-793X** | |
| 2003-2006 | TJ | Rubicon | I | 2 | 5-212X* | 5-793X** | |
| | TJ | Exc. Rubicon | I | 2,3,4,5,6 | 5-153X* | 5-1310-1X* 5-1310X** | 15-153X |
| | TJ | Rubicon | I | 3,4 | 5-213X* | 5-1330-1X* 5-1330X** | 15-213X |
| 2005-2006 | TJ | Rubicon; w/ Shaft #410AD | I | 5 | 5-3147X* | 5-795X** | 15-3147X |
| | TJ | Rubicon; w/ Shaft #410AD | I | 6 | 5-212X* | 5-793X** | |
| 1963-1969 | Wagoneer | Exc. J164 Model | L | 2,3 | 5-105X | | |
| | Wagoneer | J164 Model | L | 2,3 | 5-153X* | 5-1310-1X* 5-1310X** | 15-153X |
| | Wagoneer | Auto Trans | L | 4,5 | 5-153X* | 5-1310-1X* 5-1310X** | 15-153X |
| | Wagoneer | Standard Trans | L | 4,5 | 5-3228X | 5-789X | |
| 1963-1974 | Wagoneer | | L | 1 | 5-260X** | | 15-260X |
| 1970-1974 | Wagoneer | w/ Inside Snap Rings | L | 2,3,4,5 | 5-248X | | |
| | Wagoneer | w/ Outside Snap Rings | L | 2,3,4,5 | 5-153X* | 5-1310-1X* 5-1310X** | 15-153X |
| 1975-1979 | Wagoneer | | I | 2,3,4 | 5-153X* | 5-1310-1X* 5-1310X** | 15-153X |
| | Wagoneer | Auto Trans | I | 5,6 | 5-153X* | 5-1310-1X* 5-1310X** | 15-153X |
| | Wagoneer | Standard Trans | I | 6 | 5-3228X | 5-789X | |
| 1975-1983 | Wagoneer | | I | 1 | 5-3226X | 5-760X** | |
| 1984-1985 | Wagoneer | 1.062" Cup Dia. | L | 1 | 5-3226X | 5-760X** | |
| | Wagoneer | 1.188" Cup Dia. | L | 1 | 5-260X** | | 15-260X |
| | Wagoneer | | L | 2,3,4,5 | 5-153X* | 5-1310-1X* 5-1310X** | 15-153X |
| 1986-1987 | Wagoneer | w/ CV Front Driveshaft; 1.062" Cup Dia. Wheel Joint | I | 1 | 5-3226X | 5-760X** | |
| | Wagoneer | w/ CV Front Driveshaft; 1.188" Cup Dia. Wheel Joint | I | 1 | 5-260X** | | 15-260X |
| | Wagoneer | w/ CV Front Driveshaft | I | 2,3,4,5,6 | 5-153X* | 5-1310-1X* 5-1310X** | 15-153X |
| | Wagoneer | w/o CV Front Driveshaft; 1.062" Cup Dia. Wheel Joint | L | 1 | 5-3226X | 5-760X** | |
| | Wagoneer | w/o CV Front Driveshaft; 1.188" Cup Dia. Wheel Joint | L | 1 | 5-260X** | | 15-260X |
| | Wagoneer | w/o CV Front Driveshaft | L | 2,3,4,5 | 5-153X* | 5-1310-1X* 5-1310X** | 15-153X |
| 1988-1990 | Wagoneer | 1.062" Cup Dia. | I | 1 | 5-260X** | | 15-260X |
| | Wagoneer | 1.188" Cup Dia. | I | 1 | 5-3226X | 5-760X** | |

* GREASEABLE ** NON-GREASEABLE



Jeep (Cont'd)

| Year | Model | Description | Fig. | Location | Spicer Part # | SPL Part # | SVL Part # |
|-----------|----------|--|------|-----------|---------------|-------------------------|------------|
| 1988-1990 | Wagoneer | | I | 2,3,4,5,6 | 5-153X* | 5-1310-1X* 5-1310X** | 15-153X |
| 1987-1992 | Wrangler | | L | 1 | 5-260X** | | 15-260X |
| 1993-1995 | Wrangler | 1.062" Cup Dia. | L | 1 | 5-260X** | | 15-260X |
| | Wrangler | 1.188" Cup Dia. | L | 1 | 5-3226X | 5-760X** | |
| | Wrangler | | L | 2,3 | 5-153X* | 5-1310-1X* 5-1310X** | 15-153X |
| | Wrangler | w/ 3.469" O.D. Yoke | L | 4 | 5-153X* | 5-1310-1X* 5-1310X** | 15-153X |
| | Wrangler | w/ 3.875" O.D. Yoke | L | 5 | 5-213X* | 5-1330-1X* 5-1330X** | 15-213X |
| 1997-1998 | Wrangler | | L | 1 | 5-3226X | 5-760X** | |
| | Wrangler | | L | 2,3,4,5 | 5-153X* | 5-1310-1X* 5-1310X** | 15-153X |
| 1999-2002 | Wrangler | | I | 2,3,4,5,6 | 5-153X* | 5-1310-1X* 5-1310X** | 15-153X |
| 1999-2006 | Wrangler | | I | 1 | 5-3226X | 5-760X** | |
| 2003-2004 | Wrangler | Exc. Rubicon | I | 2,3,4,5,6 | 5-153X* | 5-1310-1X* 5-1310X** | 15-153X |
| 2005 | Wrangler | Rubicon; w/ Shaft #410AD | I | 2 | 5-212X* | 5-793X** | |
| | Wrangler | Unlimited Rubicon; w/ Shaft #585AA | I | 2 | 5-212X* | 5-793X** | |
| | Wrangler | Rubicon; w/ Shaft #410AD | I | 3,4 | 5-213X* | 5-1330-1X* 5-1330X** | 15-213X |
| | Wrangler | Unlimited Rubicon; w/ Shaft #585AA | I | 3,4 | 5-213X* | 5-1330-1X* 5-1330X** | 15-213X |
| | Wrangler | Rubicon; w/ Shaft #410AD | I | 5 | 5-3147X* | 5-795X** | 15-3147X |
| | Wrangler | Unlimited Rubicon; w/ Shaft #585AA | I | 5,6 | 5-153X* | 5-1310-1X* 5-1310X** | 15-153X |
| | Wrangler | Rubicon; w/ Shaft #410AD | I | 6 | 5-212X* | 5-793X** | |
| 2005-2006 | Wrangler | Exc. Rubicon & Unlimited Rubicon | I | 2,3,4,5,6 | 5-153X* | 5-1310-1X* 5-1310X** | 15-153X |
| 2006 | Wrangler | Rubicon | I | 2 | 5-212X* | 5-793X** | |
| | Wrangler | Unlimited Rubicon | I | 2 | 5-212X* | 5-793X** | |
| | Wrangler | Rubicon | I | 3,4 | 5-213X* | 5-1330-1X* 5-1330X** | 15-213X |
| | Wrangler | Unlimited Rubicon | I | 3,4 | 5-213X* | 5-1330-1X* 5-1330X** | 15-213X |
| | Wrangler | Rubicon | I | 5 | 5-3147X* | 5-795X** | 15-3147X |
| | Wrangler | Unlimited Rubicon | I | 5,6 | 5-153X* | 5-1310-1X* 5-1310X** | 15-153X |
| | Wrangler | Rubicon | I | 6 | 5-212X* | 5-793X** | |
| 2007-2008 | Wrangler | Sahara; X; Unlimited Sahara; Unlimited X | I | 1 | 5-3226X | 5-760X** | |
| 2007-2012 | Wrangler | Rubicon; Unlimited Rubicon | I | 1 | | 5-7166X** | |
| 2009 | Wrangler | Sahara; X; X-S; Unlimited Sahara; Unlimited X | I | 1 | 5-3226X | 5-760X** | |
| 2010 | Wrangler | Sahara; Sport; X; Unlimited Sahara; Unlimited Sport; Unlimited X | I | 1 | 5-3226X | 5-760X** | |
| 2011 | Wrangler | Exc. Rubicon & Unlimited Rubicon | I | 1 | 5-3226X | 5-760X** | |
| 2012 | Wrangler | Sahara; Sport; Unlimited Sahara; Unlimited Sport | I | 1 | 5-3226X | 5-760X** | |
| 2013-2016 | Wrangler | w/ Aftermarket 1310 Driveshaft | I | 1 | | 5-7166X** | |
| | Wrangler | w/ Aftermarket 1350 Driveshaft | I | 1 | | 5-7166X** | |

* GREASEABLE ** NON-GREASEABLE

4
W
D

Jeep (Cont'd)

| Year | Model | Description | Fig. | Location | Spicer Part # | SPL Part # | SVL Part # |
|-----------|----------|--------------------------------|------|-----------|---------------|-------------------------|------------|
| 2013-2016 | Wrangler | w/ Aftermarket 1310 Driveshaft | I | 2,3,4,5,6 | 5-153X* | 5-1310-1X* 5-1310X** | 15-153X |
| | Wrangler | w/ Aftermarket 1350 Driveshaft | I | 2,3,4,5,6 | 5-178X* | 5-1350-1X* 5-1350X** | 15-178X |
| 2017 | Wrangler | 1 Piece Driveshaft | BC | 1 | | 5-7166X** | |

Kia

| Year | Model | Description | Fig. | Location | Spicer Part # | SPL Part # | SVL Part # |
|-----------|----------|---|------|----------|---------------|------------|------------|
| 2003-2005 | Sorento | 1 Piece Driveshaft | L | 2,3 | 5-3245-1X | | |
| 2006 | Sorento | EX; 1 Piece Driveshaft; Part Time Transfer Case | L | 2,3 | 5-3245-1X | | |
| | Sorento | LX; 1 Piece Driveshaft | L | 2,3 | 5-3245-1X | | |
| 1995-1999 | Sportage | 1 Piece Driveshaft | AH | 1,2,3,4 | 5-3245-1X | | |
| 2000-2001 | Sportage | 1 Piece Driveshaft | L | 2,3,4,5 | 5-3245-1X | | |

Land Rover

| Year | Model | Description | Fig. | Location | Spicer Part # | SPL Part # | SVL Part # |
|-----------|--------------|--------------------|------|----------|---------------|-------------------------|------------|
| 1993 | Defender 110 | | L | 2,3,4,5 | 5-3214X | | |
| 1997 | Defender 90 | | L | 2,3,4,5 | 5-3214X | | |
| 1994-1998 | Discovery | | L | 2,3,4,5 | 5-3214X | | |
| 1999 | Discovery | | L | 2,3,4 | 5-3214X | | |
| 2000-2004 | Discovery | 1 Piece Driveshaft | W | 1,2,3,4 | 5-3214X | | |
| 1948-1961 | Land Rover | | L | 2,3,4,5 | 5-3214X | | |
| 1962-1969 | Land Rover | | L | 2,3 | 5-153X* | 5-1310-1X* 5-1310X** | 15-153X |
| | Land Rover | 3.250" Yoke | L | 4,5 | 5-3214X | | |
| | Land Rover | 3.500" Yoke | L | 4,5 | 5-153X* | 5-1310-1X* 5-1310X** | 15-153X |
| 1970-1974 | Land Rover | | L | 2,3,4,5 | 5-153X* | 5-1310-1X* 5-1310X** | 15-153X |
| 1987-1995 | Range Rover | | L | 2,3,4,5 | 5-3214X | | |
| 1996-2002 | Range Rover | | L | 2,3,4 | 5-3214X | | |

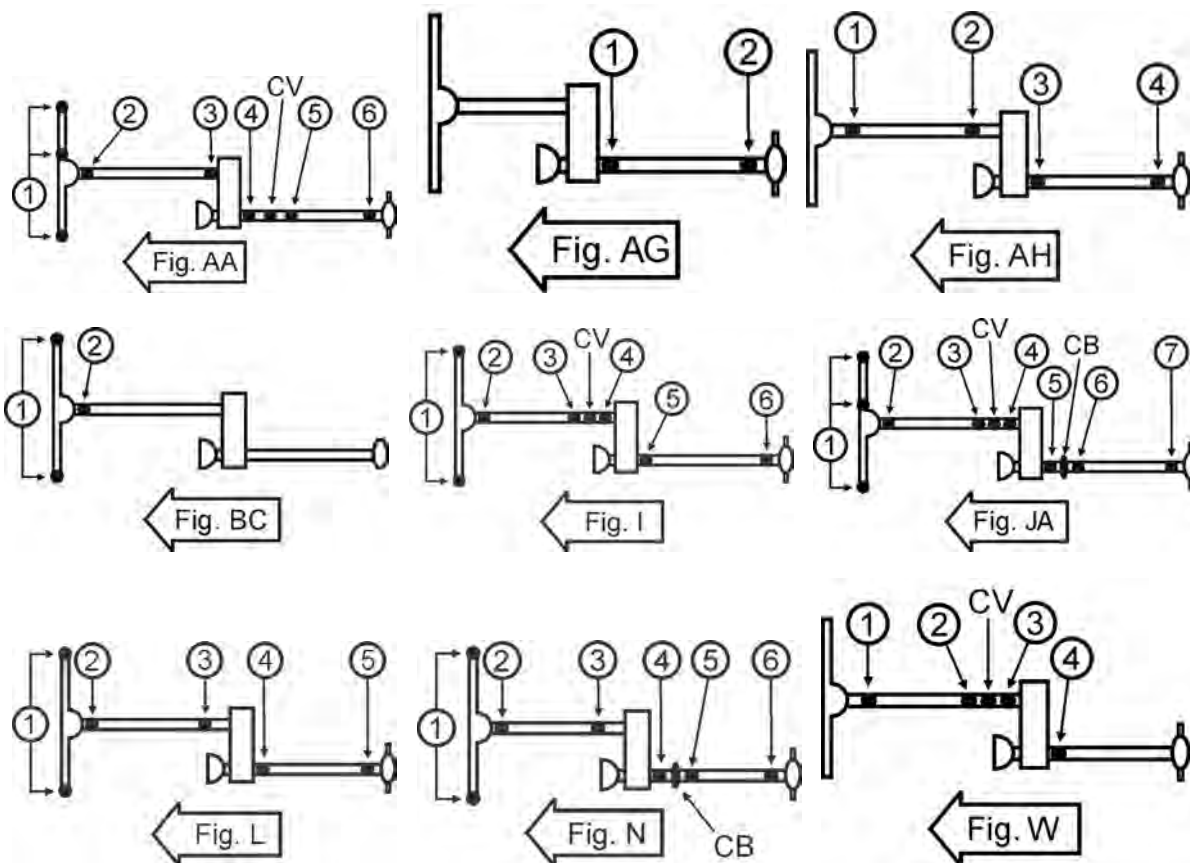
Lexus

| Year | Model | Description | Fig. | Location | Spicer Part # | SPL Part # | SVL Part # |
|-----------|-------|--|------|----------|---------------|------------|------------|
| 2010-2017 | GX460 | 1 Piece Driveshaft | L | 2,3,4,5 | 5-1510X* | | |
| 2003-2009 | GX470 | 1 Piece Driveshaft | L | 2,3,4,5 | 5-1510X* | | |
| 1996-1997 | LX450 | | L | 2,3 | 5-1510X* | | |
| | LX450 | | L | 4,5 | 5-3221X | | |
| 2005 | LX470 | 1 Piece Driveshaft; From 05/2005 | L | 2,3 | 5-1510X* | | |
| | LX470 | 1 Piece Driveshaft; From 11/2004; To 05/2005 | L | 2,3 | 5-1510X* | | |
| | LX470 | 1 Piece Driveshaft; To 11/2004 | L | 2,3 | 5-1510X* | | |
| | LX470 | 1 Piece Driveshaft | L | 4,5 | 5-1510X* | | |
| 2006-2007 | LX470 | 1 Piece Driveshaft | L | 2,3,4,5 | 5-1510X* | | |
| 2013-2017 | LX570 | 1 Piece Driveshaft | L | 2,3,4,5 | 5-1510X* | | |

Lincoln

| Year | Model | Description | Fig. | Location | Spicer Part # | SPL Part # | SVL Part # |
|-----------|---------|--|------|----------|---------------|-------------------------|------------|
| 2003-2005 | Aviator | | L | 2 | 5-153X* | 5-1310-1X* 5-1310X** | 15-153X |
| | Aviator | | L | 4,5 | 5-213X* | 5-1330-1X* 5-1330X** | 15-213X |
| 2006 | Mark LT | 2 Piece Driveshaft | N | 4,5,6 | 5-3203X | | |
| 2006-2007 | Mark LT | 1 Piece Driveshaft | L | 2,3 | 5-213X* | 5-1330-1X* 5-1330X** | 15-213X |
| | Mark LT | 1 Piece Driveshaft; Includes Snap Ring Retainers | L | 4,5 | 5-178X* | 5-1350-1X* 5-1350X** | 15-178X |
| | Mark LT | 1 Piece Driveshaft; Staked Retainers | L | 4,5 | 5-3203X | | |

* GREASEABLE ** NON-GREASEABLE



4
W
D

Lincoln (Cont'd)

| Year | Model | Description | Fig. | Location | Spicer Part # | SPL Part # | SVL Part # |
|-----------|-----------|--------------------|------|-----------|---------------|-------------------------|------------|
| 2006-2007 | Mark LT | 2 Piece Driveshaft | N | 2,3 | 5-213X* | 5-1330-1X* 5-1330X** | 15-213X |
| 2007 | Mark LT | 2 Piece Driveshaft | N | 4,5,6 | 5-178X* | 5-1350-1X* 5-1350X** | 15-178X |
| 2008 | Mark LT | 1 Piece Driveshaft | L | 2,3,4,5 | 5-178X* | 5-1350-1X* 5-1350X** | 15-178X |
| | Mark LT | 2 Piece Driveshaft | N | 2,3,4,5,6 | 5-178X* | 5-1350-1X* 5-1350X** | 15-178X |
| 1998-1999 | Navigator | | L | 2,3 | 5-213X* | 5-1330-1X* 5-1330X** | 15-213X |
| | Navigator | | L | 4,5 | 5-178X* | 5-1350-1X* 5-1350X** | 15-178X |
| 2000-2006 | Navigator | 1 Piece Driveshaft | L | 2,3 | 5-213X* | 5-1330-1X* 5-1330X** | 15-213X |
| | Navigator | 1 Piece Driveshaft | L | 4,5 | 5-178X* | 5-1350-1X* 5-1350X** | 15-178X |
| 2007-2017 | Navigator | 1 Piece Driveshaft | AG | 1,2 | 5-178X* | 5-1350-1X* 5-1350X** | 15-178X |

Mazda

| Year | Model | Description | Fig. | Location | Spicer Part # | SPL Part # | SVL Part # |
|-----------|-------|----------------------------|------|----------|---------------|-------------------------|------------|
| 1995-1996 | B2300 | w/o Double Cardan CV Joint | AA | 2,3 | 5-153X* | 5-1310-1X* 5-1310X** | 15-153X |
| | B2300 | 108.0" WB | AA | 4,6 | 5-153X* | 5-1310-1X* 5-1310X** | 15-153X |
| | B2300 | | JA | 1 | 5-3226X | 5-760X** | |

* GREASEABLE ** NON-GREASEABLE

Mazda (Cont'd)

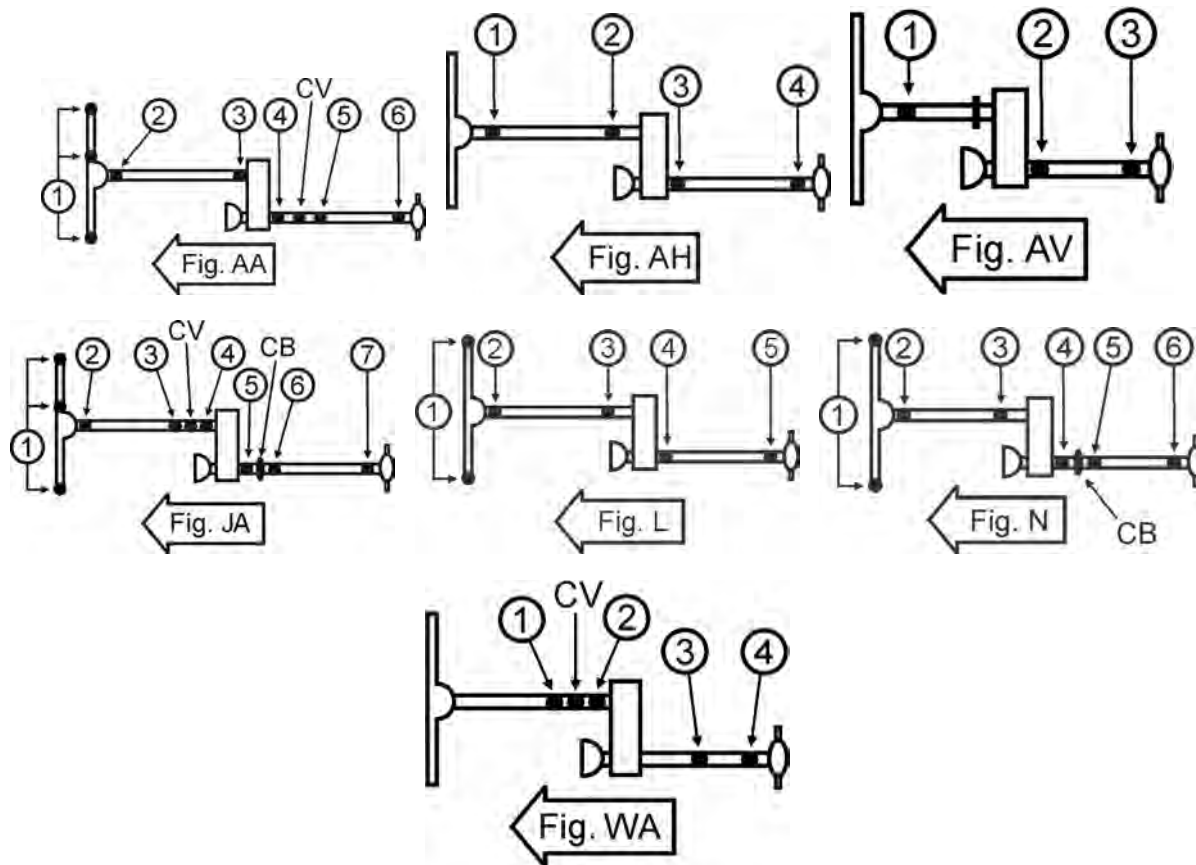
| Year | Model | Description | Fig. | Location | Spicer Part # | SPL Part # | SVL Part # |
|-----------|--------|----------------------------|------|-----------|---------------|-------------------------|------------|
| 1995-1996 | B2300 | w/ Double Cardan CV Joint | JA | 2,3,4 | 5-153X* | 5-1310-1X* 5-1310X** | 15-153X |
| | B2300 | 125.0" WB | JA | 5,6,7 | 5-153X* | 5-1310-1X* 5-1310X** | 15-153X |
| | B2300 | 114.0" WB | JA | 5,7 | 5-213X* | 5-1330-1X* 5-1330X** | 15-213X |
| 1987-1993 | B2600 | | N | 2,3 | 5-3245-1X | | |
| | B2600 | | N | 4,5,6 | 5-3216X | | |
| 1994-1996 | B3000 | Extended Cab; 125.0" WB | JA | 5,6,7 | 5-153X* | 5-1310-1X* 5-1310X** | 15-153X |
| 1994-1997 | B3000 | w/o Double Cardan CV Joint | AA | 2,3 | 5-153X* | 5-1310-1X* 5-1310X** | 15-153X |
| | B3000 | | JA | 1 | 5-3226X | 5-760X** | |
| | B3000 | w/ Double Cardan CV Joint | JA | 2,3,4 | 5-153X* | 5-1310-1X* 5-1310X** | 15-153X |
| 1997 | B3000 | 108.0" WB | AA | 4,6 | 5-153X* | 5-1310-1X* 5-1310X** | 15-153X |
| | B3000 | 114.0" WB | JA | 5,7 | 5-213X* | 5-1330-1X* 5-1330X** | 15-213X |
| 1998-2001 | B3000 | Extended Cab | AH | 3 | 5-213X* | 5-1330-1X* 5-1330X** | 15-213X |
| | B3000 | | AH | 4 | 5-213X* | 5-1330-1X* 5-1330X** | 15-213X |
| 1998-2002 | B3000 | | AH | 1 | 5-153X* | 5-1310-1X* 5-1310X** | 15-153X |
| 2002 | B3000 | | AH | 3,4 | 5-213X* | 5-1330-1X* 5-1330X** | 15-213X |
| 1994 | B4000 | 125.0" WB | JA | 5,6,7 | 5-153X* | 5-1310-1X* 5-1310X** | 15-153X |
| | B4000 | 114.0" WB | JA | 5,7 | 5-213X* | 5-1330-1X* 5-1330X** | 15-213X |
| 1994-1997 | B4000 | w/o Double Cardan CV Joint | AA | 2,3 | 5-153X* | 5-1310-1X* 5-1310X** | 15-153X |
| | B4000 | 108.0" WB | AA | 4,6 | 5-153X* | 5-1310-1X* 5-1310X** | 15-153X |
| | B4000 | | JA | 1 | 5-3226X | 5-760X** | |
| | B4000 | w/ Double Cardan CV Joint | JA | 2,3,4 | 5-153X* | 5-1310-1X* 5-1310X** | 15-153X |
| 1995-1997 | B4000 | Extended Cab; 125.0" WB | JA | 5,6,7 | 5-153X* | 5-1310-1X* 5-1310X** | 15-153X |
| 1998-2009 | B4000 | | AH | 1 | 5-153X* | 5-1310-1X* 5-1310X** | 15-153X |
| | B4000 | | AH | 3,4 | 5-213X* | 5-1330-1X* 5-1330X** | 15-213X |
| 1989-1995 | MPV | | AH | 1,2 | 5-3245-1X | | |
| | MPV | | AH | 3,4 | 5-3216X | | |
| 1991-1992 | Navajo | 1.062" Cup Dia. | JA | 1 | 5-3215X | | |
| | Navajo | 1.188" Cup Dia. | JA | 1 | 5-3226X | 5-760X** | |
| 1991-1994 | Navajo | | JA | 2,3,4,5,7 | 5-153X* | 5-1310-1X* 5-1310X** | 15-153X |
| 1993-1994 | Navajo | | JA | 1 | 5-3226X | 5-760X** | |

4
W
D

Mercedes-Benz

| Year | Model | Description | Fig. | Location | Spicer Part # | SPL Part # | SVL Part # |
|-----------|-------|-----------------------------|------|----------|---------------|-------------------------|------------|
| 2001-2003 | ML320 | 2 Piece Driveshaft | WA | 3 | 5-153X* | 5-1310-1X* 5-1310X** | 15-153X |
| 2003-2005 | ML350 | 2 Piece Driveshaft | WA | 3 | 5-153X* | 5-1310-1X* 5-1310X** | 15-153X |
| 2000 | ML430 | V8 4.3L; 2 Piece Driveshaft | WA | 3 | 5-153X* | 5-1310-1X* 5-1310X** | 15-153X |
| 2001 | ML430 | 2 Piece Driveshaft | WA | 3 | 5-153X* | 5-1310-1X* 5-1310X** | 15-153X |

* GREASEABLE ** NON-GREASEABLE



4
W
D

Mercedes-Benz (Cont'd)

| Year | Model | Description | Fig. | Location | Spicer Part # | SPL Part # | SVL Part # |
|-----------|----------|--------------------|------|----------|---------------|-------------------------|------------|
| 2002-2005 | ML500 | 2 Piece Driveshaft | WA | 3 | 5-153X* | 5-1310-1X* 5-1310X** | 15-153X |
| 2000-2003 | ML55 AMG | 2 Piece Driveshaft | WA | 3 | 5-153X* | 5-1310-1X* 5-1310X** | 15-153X |

Mercury

| Year | Model | Description | Fig. | Location | Spicer Part # | SPL Part # | SVL Part # |
|-----------|-------------|-----------------------------|------|----------|---------------|-------------------------|------------|
| 1997-1999 | Mountaineer | | L | 2 | 5-153X* | 5-1310-1X* 5-1310X** | 15-153X |
| | Mountaineer | | L | 4,5 | 5-213X* | 5-1330-1X* 5-1330X** | 15-213X |
| 2000-2003 | Mountaineer | 1 Piece Driveshaft | AV | 1 | 5-153X* | 5-1310-1X* 5-1310X** | 15-153X |
| | Mountaineer | 1 Piece Driveshaft | AV | 2,3 | 5-213X* | 5-1330-1X* 5-1330X** | 15-213X |
| 2009-2010 | Mountaineer | V6 4.0L; 1 Piece Driveshaft | AV | 1 | 5-153X* | 5-1310-1X* 5-1310X** | 15-153X |
| | Mountaineer | V8 4.6L; 1 Piece Driveshaft | AV | 1 | 5-153X* | 5-1310-1X* 5-1310X** | 15-153X |
| | Mountaineer | V6 4.0L; 1 Piece Driveshaft | AV | 2,3 | 5-178X* | 5-1350-1X* 5-1350X** | 15-178X |
| | Mountaineer | V8 4.6L; 1 Piece Driveshaft | AV | 2,3 | 5-178X* | 5-1350-1X* 5-1350X** | 15-178X |

* GREASEABLE ** NON-GREASEABLE

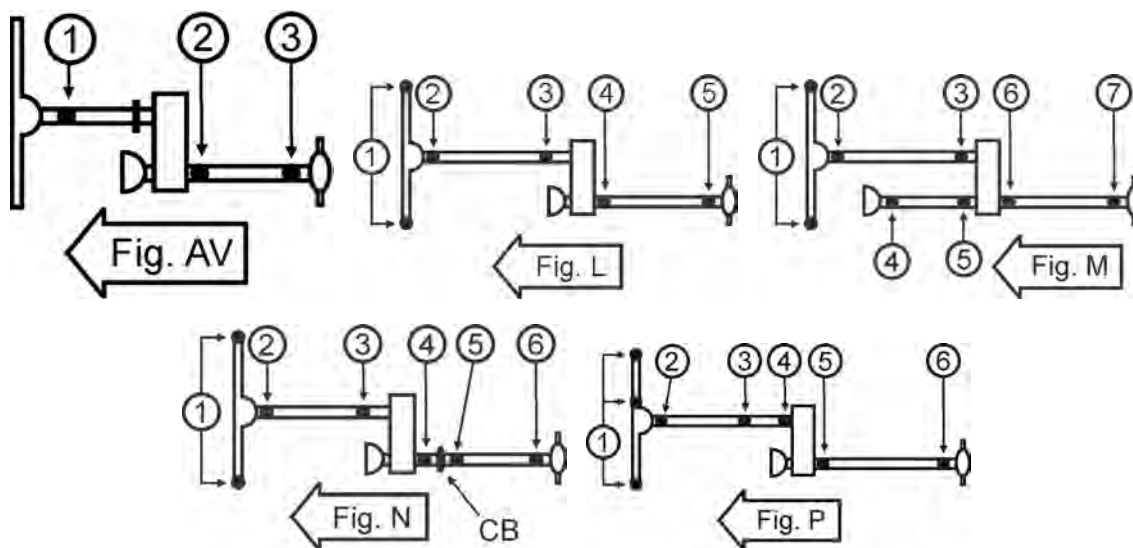
Mitsubishi

| Year | Model | Description | Fig. | Location | Spicer Part # | SPL Part # | SVL Part # |
|-----------|---------------|--------------------|------|----------|---------------|-------------------------|------------|
| 1983-1989 | Mighty Max | | L | 2,3 | 5-1503X | | |
| | Mighty Max | | L | 4,5 | 5-3217X | | |
| 1990-1994 | Mighty Max | | N | 2,3 | 5-1503X | | |
| | Mighty Max | | N | 4,5,6 | 5-3243X | | |
| 1983-1988 | Montero | | L | 4,5 | 5-3217X | | |
| 1983-1993 | Montero | | L | 2,3 | 5-1503X | | |
| 1989 | Montero | 2.6L | L | 4,5 | 5-3217X | | |
| | Montero | 3.0L | L | 4,5 | 5-3243X | | |
| 1994 | Montero | From 12/2/93 | L | 4,5 | 5-3243X | | |
| 1994-1996 | Montero | 3.0L | L | 2,3 | 5-1503X | | |
| | Montero | 3.5L | L | 2,3 | 5-3217X | | |
| 1995-1996 | Montero | | L | 4,5 | 5-3243X | | |
| 1997-1998 | Montero | | L | 2,3 | 5-3217X | | |
| 1997-1999 | Montero | Auto Trans | L | 5 | 5-3243X | | |
| 1999 | Montero | | L | 2 | 5-1503X | | |
| 2000-2002 | Montero | 1 Piece Driveshaft | AV | 1 | 5-1503X | | |
| 1997-1998 | Montero Sport | | L | 2 | 5-1503X | | |
| 1997-1999 | Montero Sport | | L | 4,5 | 5-3243X | | |
| 1999 | Montero Sport | Limited | L | 2 | 5-3217X | | |
| | Montero Sport | LS; XLS | L | 2 | 5-1503X | | |
| 2000-2004 | Montero Sport | 1 Piece Driveshaft | AV | 1 | 5-1503X | | |
| | Montero Sport | 1 Piece Driveshaft | AV | 2,3 | 5-3243X | | |
| 2006-2009 | Raider | 1 Piece Driveshaft | AV | 1 | 5-153X* | 5-1310-1X* 5-1310X** | 15-153X |
| | Raider | 1 Piece Driveshaft | AV | 2,3 | 5-213X* | 5-1330-1X* 5-1330X** | 15-213X |

Nissan

| Year | Model | Description | Fig. | Location | Spicer Part # | SPL Part # | SVL Part # |
|-----------|----------|---------------------------------------|------|-------------|---------------|-------------------------|------------|
| 1980-1981 | 720 | | M | 2,3,4,5,6,7 | 5-1501X | | |
| 1982-1983 | 720 | From 11/82 | M | 2,3,4,5,6,7 | 5-1505X | | |
| | 720 | To 10/82 | M | 2,3,4,5,6,7 | 5-1501X | | |
| 1984 | 720 | | M | 2,3,4,5,6,7 | 5-1505X | | |
| 1985-1986 | 720 | To 10/85 | M | 2,3,4,5,6,7 | 5-1505X | | |
| 2005-2006 | Armada | 1 Piece Driveshaft | P | 5 | 5-178X* | 5-1350-1X* 5-1350X** | 15-178X |
| 2005-2015 | Armada | 1 Piece Driveshaft | P | 2 | 5-153X* | 5-1310-1X* 5-1310X** | 15-153X |
| 2007-2015 | Armada | 1 Piece Driveshaft | P | 5 | 5-160X* | 5-1410-1X* 5-1410X** | 15-160X |
| 1986 | D21 | Japan Built; To 10/85 | M | 2,3,4,5,6,7 | 5-1505X | | |
| | D21 | Japan Built; To 11/85 | N | 2,3 | 5-3218X | | |
| | D21 | American Built; From 1/86 | N | 2,3,4,6 | 5-153X* | 5-1310-1X* 5-1310X** | 15-153X |
| | D21 | Japan Built; To 11/85 | N | 4,6 | 5-1505X | | |
| | D21 | Japan Built; From 11/85 | N | 5 | 5-1505X | | |
| 1988-1989 | D21 | 2.4L; Japan Built; Vin starts JN6 | N | 2,3 | 5-1501X | | |
| | D21 | 3.0L; Japan Built; Vin starts JN6 | N | 2,3 | 5-3218X | | |
| | D21 | 3.0L; American Built; Vin starts 1N6 | N | 2,3,4,6 | 5-153X* | 5-1310-1X* 5-1310X** | 15-153X |
| | D21 | 2.4L; Japan Built; Vin starts JN6 | N | 4,5,6 | 5-3218X | | |
| | D21 | 3.0L; Japan Built; Vin starts JN6 | N | 4,5,6 | 5-1505X | | |
| 1990-1994 | D21 | 3.0L; American Built; Vin starts 1N6 | L | 2,3,4,5 | 5-153X* | 5-1310-1X* 5-1310X** | 15-153X |
| 1998-1999 | Frontier | | N | 2,3 | 5-153X* | 5-1310-1X* 5-1310X** | 15-153X |
| | Frontier | w/ Outside Snap Rings | N | 4,5,6 | 5-153X* | 5-1310-1X* 5-1310X** | 15-153X |
| 2000-2004 | Frontier | V6 3.3L; 1 Piece Driveshaft; Long Bed | L | 2,3,4,5 | 5-153X* | 5-1310-1X* 5-1310X** | 15-153X |

* GREASEABLE ** NON-GREASEABLE



Nissan (Cont'd)

| Year | Model | Description | Fig. | Location | Spicer Part # | SPL Part # | SVL Part # |
|-----------|-------------------|---|------|-----------|---------------|-------------------------|------------|
| 2000-2004 | Frontier | V6 3.3L; 2 Piece Driveshaft; Extra Long Bed; Super Long Bed | N | 2,3,4,5,6 | 5-153X* | 5-1310-1X* 5-1310X** | 15-153X |
| 2005-2017 | Frontier | V6 4.0L; 1 Piece Driveshaft | P | 2,3,4 | 5-153X* | 5-1310-1X* 5-1310X** | 15-153X |
| | Frontier | V6 4.0L; 1 Piece Driveshaft | P | 5,6 | 5-213X* | 5-1330-1X* 5-1330X** | 15-213X |
| 1988 | Pathfinder | 2.4L | L | 2,3 | 5-1501X | | |
| | Pathfinder | 3.0L | L | 2,3 | 5-3218X | | |
| | Pathfinder | 2.4L | L | 4,5 | 5-3218X | | |
| | Pathfinder | 3.0L | L | 4,5 | 5-1505X | | |
| 1989 | Pathfinder | | L | 4,5 | 5-1505X | | |
| 1989-1999 | Pathfinder | | L | 2,3 | 5-3218X | | |
| 1990-1999 | Pathfinder | w/ Inside Snap Rings | L | 4,5 | 5-1505X | | |
| | Pathfinder | w/ Outside Snap Rings | L | 4,5 | 5-153X* | 5-1310-1X* 5-1310X** | 15-153X |
| 2004 | Pathfinder | 1 Piece Driveshaft | L | 2,3 | 5-3218X | | |
| | Pathfinder | 1 Piece Driveshaft | L | 4,5 | 5-1505X | | |
| 2005-2007 | Pathfinder | 1 Piece Driveshaft | P | 5 | 5-213X* | 5-1330-1X* 5-1330X** | 15-213X |
| 2005-2012 | Pathfinder | 1 Piece Driveshaft | P | 2 | 5-153X* | 5-1310-1X* 5-1310X** | 15-153X |
| 2008 | Pathfinder | Exc. SE Off-Road; 1 Piece Driveshaft | P | 5 | 5-213X* | 5-1330-1X* 5-1330X** | 15-213X |
| | Pathfinder | SE Off-Road; 1 Piece Driveshaft | P | 5 | 5-213X* | 5-1330-1X* 5-1330X** | 15-213X |
| 2009-2011 | Pathfinder | 1 Piece Driveshaft | P | 5 | 5-178X* | 5-1350-1X* 5-1350X** | 15-178X |
| 2012 | Pathfinder | 1 Piece Driveshaft | P | 5 | 5-213X* | 5-1330-1X* 5-1330X** | 15-213X |
| 2004 | Pathfinder Armada | 1 Piece Driveshaft | P | 2,3,4 | 5-153X* | 5-1310-1X* 5-1310X** | 15-153X |
| | Pathfinder Armada | 1 Piece Driveshaft | P | 5,6 | 5-178X* | 5-1350-1X* 5-1350X** | 15-178X |
| 1995-1997 | Pickup | 1 Piece Driveshaft; American Built; Vin starts 1N6 | L | 2,3,4,5 | 5-153X* | 5-1310-1X* 5-1310X** | 15-153X |
| | Pickup | 2 Piece Driveshaft; American Built; Vin starts 1N6 | N | 2,3,4,5,6 | 5-153X* | 5-1310-1X* 5-1310X** | 15-153X |
| 2004 | Titan | 1 Piece Driveshaft | P | 2 | 5-178X* | 5-1350-1X* 5-1350X** | 15-178X |

* GREASEABLE ** NON-GREASEABLE

4
W
D

Nissan (Cont'd)

| Year | Model | Description | Fig. | Location | Spicer Part # | SPL Part # | SVL Part # |
|-----------|----------|--|------|----------|--------------------|--|--------------------|
| 2004 | Titan | 1 Piece Driveshaft | P | 5 | 5-153X* | 5-1310-1X* 5-1310X** | 15-153X |
| 2005 | Titan | LE; Flex-Fuel-Fuel; 1 Piece Driveshaft | P | 2 | 5-178X* | 5-1350-1X* 5-1350X** | 15-178X |
| | Titan | LE; Gas; 1 Piece Driveshaft | P | 2 | 5-153X* | 5-1310-1X* 5-1310X** | 15-153X |
| | Titan | SE; 1 Piece Driveshaft | P | 2 | 5-153X* | 5-1310-1X* 5-1310X** | 15-153X |
| | Titan | XE; 1 Piece Driveshaft | P | 2 | 5-153X* | 5-1310-1X* 5-1310X** | 15-153X |
| | Titan | 1 Piece Driveshaft | P | 5 | 5-153X* 5-178X* | 5-1310-1X* 5-1310X** 5-1350-1X* 5-1350X** | 15-153X 15-178X |
| 2006 | Titan | 1 Piece Driveshaft | P | 5 | 5-178X* | 5-1350-1X* 5-1350X** | 15-178X |
| 2006-2015 | Titan | 1 Piece Driveshaft | P | 2 | 5-153X* | 5-1310-1X* 5-1310X** | 15-153X |
| 2007-2015 | Titan | 1 Piece Driveshaft | P | 5 | 5-160X* | 5-1410-1X* 5-1410X** | 15-160X |
| 2017 | Titan | 1 Piece Driveshaft | P | 2 | 5-160X* | 5-1410-1X* 5-1410X** | 15-160X |
| 2016-2017 | Titan XD | 1 Piece Driveshaft | P | 2,5 | 5-213X* | 5-1330-1X* 5-1330X** | 15-213X |
| 2000-2003 | Xterra | 3.3L | L | 2,3,4,5 | 5-153X* | 5-1310-1X* 5-1310X** | 15-153X |
| 2004 | Xterra | | L | 4,5 | 5-153X* | 5-1310-1X* 5-1310X** | 15-153X |
| 2005-2011 | Xterra | 1 Piece Driveshaft | P | 5 | 5-213X* | 5-1330-1X* 5-1330X** | 15-213X |
| 2005-2015 | Xterra | 1 Piece Driveshaft | P | 2 | 5-153X* | 5-1310-1X* 5-1310X** | 15-153X |
| 2012-2015 | Xterra | PRO-4X; 1 Piece Driveshaft | P | 5 | 5-213X* | 5-1330-1X* 5-1330X** | 15-213X |
| | Xterra | S; 1 Piece Driveshaft | P | 5 | 5-213X* | 5-1330-1X* 5-1330X** | 15-213X |
| | Xterra | X; 1 Piece Driveshaft | P | 5 | 5-213X* | 5-1330-1X* 5-1330X** | 15-213X |

4
W
D

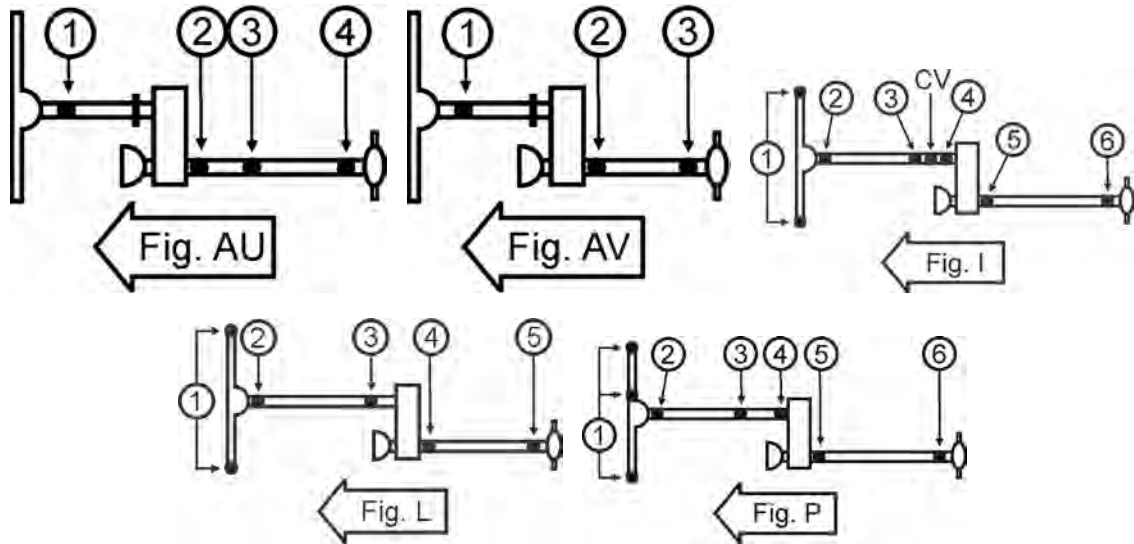
Oldsmobile

| Year | Model | Description | Fig. | Location | Spicer Part # | SPL Part # | SVL Part # |
|-----------|---------|----------------|------|----------|---------------|-------------------------|------------|
| 1991-1994 | Bravada | w/ 2.750" Yoke | L | 3 | 5-443X | | |
| | Bravada | w/ 3.500" Yoke | L | 3 | 5-153X* | 5-1310-1X* 5-1310X** | 15-153X |
| 1996-1997 | Bravada | | L | 3,4,5 | 5-3147X* | 5-795X** | 15-3147X |
| 1998-2004 | Bravada | | L | 2 | 5-3213X | | |
| | Bravada | | L | 4,5 | 5-3147X* | 5-795X** | 15-3147X |

Plymouth

| Year | Model | Description | Fig. | Location | Spicer Part # | SPL Part # | SVL Part # |
|-----------|-------------|-----------------------|------|----------|---------------|-------------------------|------------|
| 1974-1976 | Trailduster | | I | 2,5 | 5-3228X | 5-789X | |
| | Trailduster | w/ Inside Snap Rings | I | 3,4 | 5-3147X* | 5-795X** | 15-3147X |
| | Trailduster | w/ Outside Snap Rings | I | 3,4 | 5-153X* | 5-1310-1X* 5-1310X** | 15-153X |
| 1974-1977 | Trailduster | w/ Inside Snap Rings | I | CV | 211009X | | |
| 1974-1981 | Trailduster | | I | 1 | 5-3226X | 5-760X** | |
| | Trailduster | w/ 2.125" Snap Ring | I | 6 | 5-3228X | 5-789X | |
| | Trailduster | w/ 2.625" Snap Ring | I | 6 | 5-1309X | 5-811X | |
| 1977-1981 | Trailduster | | I | 2 | 5-3228X | 5-789X | |
| | Trailduster | | I | 3,4 | 5-3147X* | 5-795X** | 15-3147X |
| | Trailduster | | I | 5 | 5-3228X | 5-789X | |
| 1978-1981 | Trailduster | | I | CV | 211009X | | |

* GREASEABLE ** NON-GREASEABLE



Ram

| Year | Model | Description | Fig. | Location | Spicer Part # | SPL Part # | SVL Part # |
|-----------|-------|--|------|----------|---------------|-------------------------|------------|
| 2011 | 1500 | V8 4.7L; 2 Piece Driveshaft | AU | 1 | 5-213X* | 5-1330-1X* 5-1330X** | 15-213X |
| | 1500 | V8 5.7L; 2 Piece Driveshaft | AU | 1 | 5-213X* | 5-1330-1X* 5-1330X** | 15-213X |
| | 1500 | V8 4.7L; Exc. Big Horn & SXT; 2 Piece Driveshaft | AU | 2,3,4 | 5-213X* | 5-1330-1X* 5-1330X** | 15-213X |
| | 1500 | V8 5.7L; Exc. Big Horn & SXT; 2 Piece Driveshaft | AU | 2,3,4 | 5-213X* | 5-1330-1X* 5-1330X** | 15-213X |
| | 1500 | V8 4.7L; Exc. Big Horn & SXT; 1 Piece Driveshaft | AV | 2,3 | 5-178X* | 5-1350-1X* 5-1350X** | 15-178X |
| | 1500 | V8 5.7L; Exc. Big Horn & SXT; 1 Piece Driveshaft | AV | 2,3 | 5-178X* | 5-1350-1X* 5-1350X** | 15-178X |
| 2011-2012 | 1500 | V8 4.7L; 1 Piece Driveshaft | AV | 1 | 5-213X* | 5-1330-1X* 5-1330X** | 15-213X |
| | 1500 | V8 5.7L; 1 Piece Driveshaft | AV | 1 | 5-213X* | 5-1330-1X* 5-1330X** | 15-213X |
| 2012 | 1500 | V8 4.7L; 2 Piece Driveshaft | AU | 1,2,3,4 | 5-213X* | 5-1330-1X* 5-1330X** | 15-213X |
| | 1500 | V8 5.7L; 2 Piece Driveshaft | AU | 1,2,3,4 | 5-213X* | 5-1330-1X* 5-1330X** | 15-213X |
| | 1500 | V8 4.7L; 1 Piece Driveshaft | AV | 2,3 | 5-178X* | 5-1350-1X* 5-1350X** | 15-178X |
| | 1500 | V8 5.7L; 1 Piece Driveshaft | AV | 2,3 | 5-178X* | 5-1350-1X* 5-1350X** | 15-178X |
| 2013 | 1500 | Exc. ST & SXT; 2 Piece Driveshaft | AU | 2,3,4 | 5-213X* | 5-1330-1X* 5-1330X** | 15-213X |
| 2013-2014 | 1500 | Exc. ST & SXT; 1 Piece Driveshaft | AV | 2,3 | 5-178X* | 5-1350-1X* 5-1350X** | 15-178X |
| 2014 | 1500 | Exc. ST & SXT; 2 Piece Driveshaft | AU | 2,3,4 | 5-178X* | 5-1350-1X* 5-1350X** | 15-178X |
| 2015-2017 | 1500 | V6 3.6L; Exc. ST & SXT; 2 Piece Driveshaft | AU | 2,3,4 | 5-178X* | 5-1350-1X* 5-1350X** | 15-178X |
| | 1500 | V8 5.7L; Exc. ST & SXT; 2 Piece Driveshaft | AU | 2,3,4 | 5-178X* | 5-1350-1X* 5-1350X** | 15-178X |
| | 1500 | V6 3.6L; Exc. ST & SXT; 1 Piece Driveshaft | AV | 2,3 | 5-178X* | 5-1350-1X* 5-1350X** | 15-178X |
| | 1500 | V8 5.7L; Exc. ST & SXT; 1 Piece Driveshaft | AV | 2,3 | 5-178X* | 5-1350-1X* 5-1350X** | 15-178X |
| 2011 | 2500 | Exc. Outdoorsman & SXT; 1 Piece Driveshaft | I | 1 | 5-3212X | | |
| | 2500 | L6 6.7L; Laramie Longhorn; 1 Piece Driveshaft | I | 2 | 5-178X* | 5-1350-1X* 5-1350X** | 15-178X |

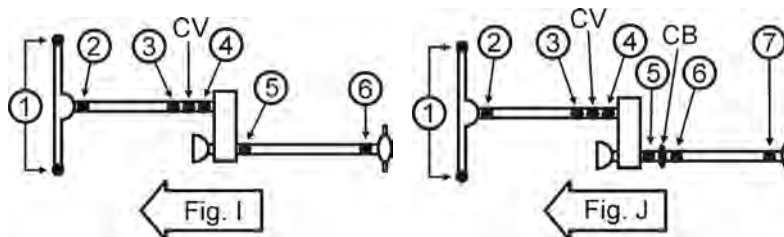
* GREASEABLE ** NON-GREASEABLE

4
W
D

Ram (Cont'd)

| Year | Model | Description | Fig. | Location | Spicer Part # | SPL Part # | SVL Part # |
|------|-------|---|------|----------|---------------|-------------------------|------------|
| 2011 | 2500 | L6 6.7L; Laramie; 1 Piece Driveshaft | I | 2 | 5-178X* | 5-1350-1X* 5-1350X** | 15-178X |
| | 2500 | L6 6.7L; SLT; 1 Piece Driveshaft | I | 2 | 5-178X* | 5-1350-1X* 5-1350X** | 15-178X |
| | 2500 | L6 6.7L; ST; 1 Piece Driveshaft | I | 2 | 5-178X* | 5-1350-1X* 5-1350X** | 15-178X |
| | 2500 | Power Wagon; 1 Piece Driveshaft | I | 2 | 5-178X* | 5-1350-1X* 5-1350X** | 15-178X |
| | 2500 | V8 5.7L; Laramie Longhorn; 1 Piece Driveshaft | I | 2 | 5-178X* | 5-1350-1X* 5-1350X** | 15-178X |
| | 2500 | V8 5.7L; Laramie; 1 Piece Driveshaft | I | 2 | 5-178X* | 5-1350-1X* 5-1350X** | 15-178X |
| | 2500 | V8 5.7L; SLT; 1 Piece Driveshaft | I | 2 | 5-178X* | 5-1350-1X* 5-1350X** | 15-178X |
| | 2500 | V8 5.7L; ST; 1 Piece Driveshaft | I | 2 | 5-178X* | 5-1350-1X* 5-1350X** | 15-178X |
| | 2500 | Exc. Outdoorsman & SXT; 1 Piece Driveshaft | I | 2,3,4 | 5-178X* | 5-1350-1X* 5-1350X** | 15-178X |
| | 2500 | L6 6.7L; Exc. Outdoorsman & SXT; 1 Piece Driveshaft | I | 5,6 | 5-3206X | | |
| | 2500 | L6 6.7L; Laramie Longhorn; 1 Piece Driveshaft | I | 5,6 | 5-3206X | | |
| | 2500 | L6 6.7L; Laramie; 1 Piece Driveshaft | I | 5,6 | 5-3206X | | |
| | 2500 | L6 6.7L; SLT; 1 Piece Driveshaft | I | 5,6 | 5-3206X | | |
| | 2500 | L6 6.7L; ST; 1 Piece Driveshaft | I | 5,6 | 5-3206X | | |
| | 2500 | Power Wagon; 1 Piece Driveshaft | I | 5,6 | 5-3207X** | | |
| | 2500 | V8 5.7L; Exc. Outdoorsman & SXT; 1 Piece Driveshaft | I | 5,6 | 5-3207X** | | |
| | 2500 | V8 5.7L; Laramie Longhorn; 1 Piece Driveshaft | I | 5,6 | 5-3207X** | | |
| | 2500 | V8 5.7L; Laramie; 1 Piece Driveshaft | I | 5,6 | 5-3207X** | | |
| | 2500 | V8 5.7L; SLT; 1 Piece Driveshaft | I | 5,6 | 5-3207X** | | |
| | 2500 | V8 5.7L; ST; 1 Piece Driveshaft | I | 5,6 | 5-3207X** | | |
| | 2500 | Exc. Outdoorsman & SXT; 2 Piece Driveshaft | J | 1 | 5-3212X | | |
| | 2500 | L6 6.7L; Laramie Longhorn; 2 Piece Driveshaft | J | 2 | 5-178X* | 5-1350-1X* 5-1350X** | 15-178X |
| | 2500 | L6 6.7L; Laramie; 2 Piece Driveshaft | J | 2 | 5-178X* | 5-1350-1X* 5-1350X** | 15-178X |
| | 2500 | L6 6.7L; SLT; 2 Piece Driveshaft | J | 2 | 5-178X* | 5-1350-1X* 5-1350X** | 15-178X |
| | 2500 | L6 6.7L; ST; 2 Piece Driveshaft | J | 2 | 5-178X* | 5-1350-1X* 5-1350X** | 15-178X |
| | 2500 | Power Wagon; 2 Piece Driveshaft | J | 2 | 5-178X* | 5-1350-1X* 5-1350X** | 15-178X |
| | 2500 | V8 5.7L; Laramie Longhorn; 2 Piece Driveshaft | J | 2 | 5-178X* | 5-1350-1X* 5-1350X** | 15-178X |
| | 2500 | V8 5.7L; Laramie; 2 Piece Driveshaft | J | 2 | 5-178X* | 5-1350-1X* 5-1350X** | 15-178X |
| | 2500 | V8 5.7L; SLT; 2 Piece Driveshaft | J | 2 | 5-178X* | 5-1350-1X* 5-1350X** | 15-178X |
| | 2500 | V8 5.7L; ST; 2 Piece Driveshaft | J | 2 | 5-178X* | 5-1350-1X* 5-1350X** | 15-178X |
| | 2500 | Exc. Outdoorsman & SXT; 2 Piece Driveshaft | J | 2,3,4 | 5-178X* | 5-1350-1X* 5-1350X** | 15-178X |
| | 2500 | L6 6.7L; Exc. Outdoorsman & SXT; 2 Piece Driveshaft | J | 5,6,7 | 5-3206X | | |
| | 2500 | L6 6.7L; Laramie Longhorn; 2 Piece Driveshaft | J | 5,6,7 | 5-3206X | | |
| | 2500 | L6 6.7L; Laramie; 2 Piece Driveshaft | J | 5,6,7 | 5-3206X | | |
| | 2500 | L6 6.7L; SLT; 2 Piece Driveshaft | J | 5,6,7 | 5-3206X | | |
| | 2500 | L6 6.7L; ST; 2 Piece Driveshaft | J | 5,6,7 | 5-3206X | | |
| | 2500 | Power Wagon; 2 Piece Driveshaft | J | 5,6,7 | 5-3207X** | | |

* GREASEABLE ** NON-GREASEABLE



Ram (Cont'd)

| Year | Model | Description | Fig. | Location | Spicer Part # | SPL Part # | SVL Part # |
|-----------|-------|---|------|----------|---------------|-------------------------|------------|
| 2011 | 2500 | V8 5.7L; Exc. Outdoorsman & SXT; 2 Piece Driveshaft | J | 5,6,7 | 5-3207X** | | |
| | 2500 | V8 5.7L; Laramie Longhorn; 2 Piece Driveshaft | J | 5,6,7 | 5-3207X** | | |
| | 2500 | V8 5.7L; Laramie; 2 Piece Driveshaft | J | 5,6,7 | 5-3207X** | | |
| | 2500 | V8 5.7L; SLT; 2 Piece Driveshaft | J | 5,6,7 | 5-3207X** | | |
| | 2500 | V8 5.7L; ST; 2 Piece Driveshaft | J | 5,6,7 | 5-3207X** | | |
| 2012 | 2500 | 1 Piece Driveshaft | I | 1 | 5-3212X | | |
| | 2500 | 1 Piece Driveshaft | I | 2,3,4 | 5-178X* | 5-1350-1X* 5-1350X** | 15-178X |
| | 2500 | L6 6.7L; 1 Piece Driveshaft | I | 5,6 | 5-3206X | | |
| | 2500 | V8 5.7L; 1 Piece Driveshaft | I | 5,6 | 5-3207X** | | |
| | 2500 | 2 Piece Driveshaft | J | 1 | 5-3212X | | |
| | 2500 | 2 Piece Driveshaft | J | 2,3,4 | 5-178X* | 5-1350-1X* 5-1350X** | 15-178X |
| | 2500 | L6 6.7L; 2 Piece Driveshaft | J | 5,6,7 | 5-3206X | | |
| | 2500 | V8 5.7L; 2 Piece Driveshaft | J | 5,6,7 | 5-3207X** | | |
| 2013 | 2500 | Exc. SXT; 1 Piece Driveshaft | I | 1 | 5-3212X | | |
| | 2500 | Exc. SXT; 1 Piece Driveshaft | I | 2 | 5-160X* | 5-1410-1X* 5-1410X** | 15-160X |
| | 2500 | Exc. SXT; 1 Piece Driveshaft | I | 5,6 | 5-3207X** | | |
| | 2500 | Exc. SXT; 2 Piece Driveshaft | J | 1 | 5-3212X | | |
| | 2500 | Exc. SXT; 2 Piece Driveshaft | J | 2 | 5-160X* | 5-1410-1X* 5-1410X** | 15-160X |
| | 2500 | Exc. SXT; 2 Piece Driveshaft | J | 5,6,7 | 5-155X* | SPL70-1X* SPL70X** | 15-155X |
| 2014-2017 | 2500 | Exc. ST; 1 Piece Driveshaft | I | 1 | 5-3212X | | |
| | 2500 | Exc. ST; 1 Piece Driveshaft | I | 2 | 5-160X* | 5-1410-1X* 5-1410X** | 15-160X |
| | 2500 | Exc. ST; 1 Piece Driveshaft | I | 5,6 | 5-3207X** | | |
| | 2500 | Exc. ST; 2 Piece Driveshaft | J | 1 | 5-3212X | | |
| | 2500 | Exc. ST; 2 Piece Driveshaft | J | 2 | 5-160X* | 5-1410-1X* 5-1410X** | 15-160X |
| | 2500 | Exc. ST; 2 Piece Driveshaft | J | 5,6,7 | 5-155X* | SPL70-1X* SPL70X** | 15-155X |
| 2011 | 3500 | Exc. SXT; 1 Piece Driveshaft | I | 2,3,4 | 5-178X* | 5-1350-1X* 5-1350X** | 15-178X |
| | 3500 | L6 6.7L; Laramie Longhorn; 1 Piece Driveshaft; Dual Rear Wheels | I | 5,6 | 5-3230X | | |
| | 3500 | L6 6.7L; Laramie Longhorn; 1 Piece Driveshaft; Single Rear Wheels | I | 5,6 | 5-3206X | | |
| | 3500 | Exc. SXT; 2 Piece Driveshaft | J | 2,3,4 | 5-178X* | 5-1350-1X* 5-1350X** | 15-178X |
| | 3500 | L6 6.7L; Laramie Longhorn; 2 Piece Driveshaft; Dual Rear Wheels | J | 5,6,7 | 5-3230X | | |
| | 3500 | L6 6.7L; Laramie Longhorn; 2 Piece Driveshaft; Single Rear Wheels | J | 5,6,7 | 5-3206X | | |
| | 3500 | L6 6.7L; Laramie; Cab & Chassis; 2 Piece Driveshaft; Dual Rear Wheels | J | 5,6,7 | 5-3230X | | |
| | 3500 | L6 6.7L; Laramie; Cab & Chassis; 2 Piece Driveshaft; Single Rear Wheels | J | 5,6,7 | 5-3206X | | |

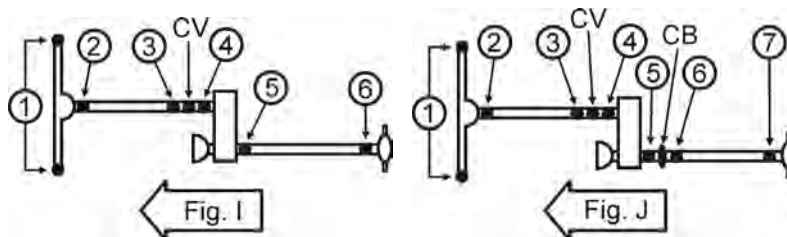
* GREASEABLE ** NON-GREASEABLE

4
W
D

Ram (Cont'd)

| Year | Model | Description | Fig. | Location | Spicer Part # | SPL Part # | SVL Part # |
|-----------|-------|---|------|----------|---------------|------------|------------|
| 2011 | 3500 | L6 6.7L; Laramie; Crew Cab; 2 Piece Driveshaft; Dual Rear Wheels | J | 5,6,7 | 5-3230X | | |
| | 3500 | L6 6.7L; Laramie; Crew Cab; 2 Piece Driveshaft; Single Rear Wheels | J | 5,6,7 | 5-3206X | | |
| | 3500 | L6 6.7L; Laramie; Extended Crew Cab; 2 Piece Driveshaft; Dual Rear Wheels | J | 5,6,7 | 5-3230X | | |
| | 3500 | L6 6.7L; Laramie; Extended Crew Cab; 2 Piece Driveshaft; Single Rear Wheels | J | 5,6,7 | 5-3206X | | |
| | 3500 | L6 6.7L; SLT; Cab & Chassis; 2 Piece Driveshaft; Dual Rear Wheels | J | 5,6,7 | 5-3230X | | |
| | 3500 | L6 6.7L; SLT; Cab & Chassis; 2 Piece Driveshaft; Single Rear Wheels | J | 5,6,7 | 5-3206X | | |
| | 3500 | L6 6.7L; SLT; Crew Cab; 2 Piece Driveshaft; Dual Rear Wheels | J | 5,6,7 | 5-3230X | | |
| | 3500 | L6 6.7L; SLT; Crew Cab; 2 Piece Driveshaft; Single Rear Wheels | J | 5,6,7 | 5-3206X | | |
| | 3500 | L6 6.7L; SLT; Extended Crew Cab; 2 Piece Driveshaft; Dual Rear Wheels | J | 5,6,7 | 5-3230X | | |
| | 3500 | L6 6.7L; SLT; Extended Crew Cab; 2 Piece Driveshaft; Single Rear Wheels | J | 5,6,7 | 5-3206X | | |
| | 3500 | L6 6.7L; SLT; Standard Cab; 2 Piece Driveshaft; Dual Rear Wheels | J | 5,6,7 | 5-3230X | | |
| | 3500 | L6 6.7L; SLT; Standard Cab; 2 Piece Driveshaft; Single Rear Wheels | J | 5,6,7 | 5-3206X | | |
| | 3500 | L6 6.7L; ST; Cab & Chassis; 2 Piece Driveshaft; Dual Rear Wheels | J | 5,6,7 | 5-3230X | | |
| | 3500 | L6 6.7L; ST; Cab & Chassis; 2 Piece Driveshaft; Single Rear Wheels | J | 5,6,7 | 5-3206X | | |
| | 3500 | L6 6.7L; ST; Crew Cab; 2 Piece Driveshaft; Dual Rear Wheels | J | 5,6,7 | 5-3230X | | |
| | 3500 | L6 6.7L; ST; Crew Cab; 2 Piece Driveshaft; Single Rear Wheels | J | 5,6,7 | 5-3206X | | |
| | 3500 | L6 6.7L; ST; Standard Cab; 2 Piece Driveshaft; Dual Rear Wheels | J | 5,6,7 | 5-3230X | | |
| | 3500 | L6 6.7L; ST; Standard Cab; 2 Piece Driveshaft; Single Rear Wheels | J | 5,6,7 | 5-3206X | | |
| | 3500 | V8 5.7L; Laramie; 2 Piece Driveshaft; Dual Rear Wheels | J | 5,6,7 | 5-3230X | | |
| | 3500 | V8 5.7L; Laramie; 2 Piece Driveshaft; Single Rear Wheels | J | 5,6,7 | 5-3206X | | |
| | 3500 | V8 5.7L; SLT; 2 Piece Driveshaft; Dual Rear Wheels | J | 5,6,7 | 5-3230X | | |
| | 3500 | V8 5.7L; SLT; 2 Piece Driveshaft; Single Rear Wheels | J | 5,6,7 | 5-3206X | | |
| | 3500 | V8 5.7L; ST; 2 Piece Driveshaft; Dual Rear Wheels | J | 5,6,7 | 5-3230X | | |
| | 3500 | V8 5.7L; ST; 2 Piece Driveshaft; Single Rear Wheels | J | 5,6,7 | 5-3206X | | |
| 2011-2012 | 3500 | L6 6.7L; Laramie; Cab & Chassis; Auto Trans; 1 Piece Driveshaft | I | 5,6 | 5-3230X | | |
| | 3500 | L6 6.7L; Laramie; Cab & Chassis; Standard Trans; 1 Piece Driveshaft | I | 5,6 | 5-3230X | | |
| | 3500 | L6 6.7L; Laramie; Crew Cab; 1 Piece Driveshaft; Dual Rear Wheels | I | 5,6 | 5-3230X | | |
| | 3500 | L6 6.7L; Laramie; Crew Cab; 1 Piece Driveshaft; Single Rear Wheels | I | 5,6 | 5-3206X | | |
| | 3500 | L6 6.7L; Laramie; Extended Crew Cab; 1 Piece Driveshaft; Dual Rear Wheels | I | 5,6 | 5-3230X | | |
| | 3500 | L6 6.7L; Laramie; Extended Crew Cab; 1 Piece Driveshaft; Single Rear Wheels | I | 5,6 | 5-3206X | | |
| | 3500 | L6 6.7L; SLT; Cab & Chassis; Auto Trans; 1 Piece Driveshaft | I | 5,6 | 5-3230X | | |
| | 3500 | L6 6.7L; SLT; Cab & Chassis; Standard Trans; 1 Piece Driveshaft | I | 5,6 | 5-3230X | | |

* GREASEABLE ** NON-GREASEABLE



Ram (Cont'd)

| Year | Model | Description | Fig. | Location | Spicer Part # | SPL Part # | SVL Part # |
|-----------|-------|---|------|----------|---------------|-------------------------|------------|
| 2011-2012 | 3500 | L6 6.7L; SLT; Crew Cab; 1 Piece Driveshaft; Dual Rear Wheels | I | 5,6 | 5-3230X | | |
| | 3500 | L6 6.7L; SLT; Crew Cab; 1 Piece Driveshaft; Single Rear Wheels | I | 5,6 | 5-3206X | | |
| | 3500 | L6 6.7L; SLT; Extended Crew Cab; 1 Piece Driveshaft; Dual Rear Wheels | I | 5,6 | 5-3230X | | |
| | 3500 | L6 6.7L; SLT; Extended Crew Cab; 1 Piece Driveshaft; Single Rear Wheels | I | 5,6 | 5-3206X | | |
| | 3500 | L6 6.7L; SLT; Standard Cab; 1 Piece Driveshaft; Dual Rear Wheels | I | 5,6 | 5-3230X | | |
| | 3500 | L6 6.7L; SLT; Standard Cab; 1 Piece Driveshaft; Single Rear Wheels | I | 5,6 | 5-3206X | | |
| | 3500 | L6 6.7L; ST; Cab & Chassis; Auto Trans; 1 Piece Driveshaft | I | 5,6 | 5-3230X | | |
| | 3500 | L6 6.7L; ST; Cab & Chassis; Standard Trans; 1 Piece Driveshaft | I | 5,6 | 5-3230X | | |
| | 3500 | L6 6.7L; ST; Crew Cab; 1 Piece Driveshaft; Dual Rear Wheels | I | 5,6 | 5-3230X | | |
| | 3500 | L6 6.7L; ST; Crew Cab; 1 Piece Driveshaft; Single Rear Wheels | I | 5,6 | 5-3206X | | |
| | 3500 | L6 6.7L; ST; Standard Cab; 1 Piece Driveshaft; Dual Rear Wheels | I | 5,6 | 5-3230X | | |
| | 3500 | L6 6.7L; ST; Standard Cab; 1 Piece Driveshaft; Single Rear Wheels | I | 5,6 | 5-3206X | | |
| | 3500 | V8 5.7L; Laramie; 1 Piece Driveshaft | I | 5,6 | 5-3230X | | |
| | 3500 | V8 5.7L; SLT; 1 Piece Driveshaft | I | 5,6 | 5-3230X | | |
| | 3500 | V8 5.7L; ST; 1 Piece Driveshaft | I | 5,6 | 5-3230X | | |
| 2012 | 3500 | 1 Piece Driveshaft | I | 1 | 5-3212X | | |
| | 3500 | 1 Piece Driveshaft | I | 2,3,4 | 5-178X* | 5-1350-1X* 5-1350X** | 15-178X |
| | 3500 | Laramie Longhorn; 1 Piece Driveshaft; Dual Rear Wheels | I | 5,6 | 5-3230X | | |
| | 3500 | Laramie Longhorn; 1 Piece Driveshaft; Single Rear Wheels | I | 5,6 | 5-3206X | | |
| | 3500 | 2 Piece Driveshaft | J | 1 | 5-3212X | | |
| | 3500 | 2 Piece Driveshaft | J | 2,3,4 | 5-178X* | 5-1350-1X* 5-1350X** | 15-178X |
| | 3500 | 2 Piece Driveshaft; Dual Rear Wheels | J | 5,6 | 5-3230X | | |
| | 3500 | 2 Piece Driveshaft; Single Rear Wheels | J | 5,6 | 5-3206X | | |
| | 3500 | L6 6.7L; Laramie; Cab & Chassis; 2 Piece Driveshaft; Dual Rear Wheels | J | 7 | 5-3230X | | |
| | 3500 | L6 6.7L; Laramie; Cab & Chassis; 2 Piece Driveshaft; Single Rear Wheels | J | 7 | 5-3206X | | |
| | 3500 | L6 6.7L; Laramie; Crew Cab; 2 Piece Driveshaft; Dual Rear Wheels | J | 7 | 5-3230X | | |
| | 3500 | L6 6.7L; Laramie; Crew Cab; 2 Piece Driveshaft; Single Rear Wheels | J | 7 | 5-3206X | | |
| | 3500 | L6 6.7L; Laramie; Extended Crew Cab; 2 Piece Driveshaft; Dual Rear Wheels | J | 7 | 5-3230X | | |
| | 3500 | L6 6.7L; Laramie; Extended Crew Cab; 2 Piece Driveshaft; Single Rear Wheels | J | 7 | 5-3206X | | |
| | 3500 | L6 6.7L; SLT; Cab & Chassis; 2 Piece Driveshaft; Dual Rear Wheels | J | 7 | 5-3230X | | |

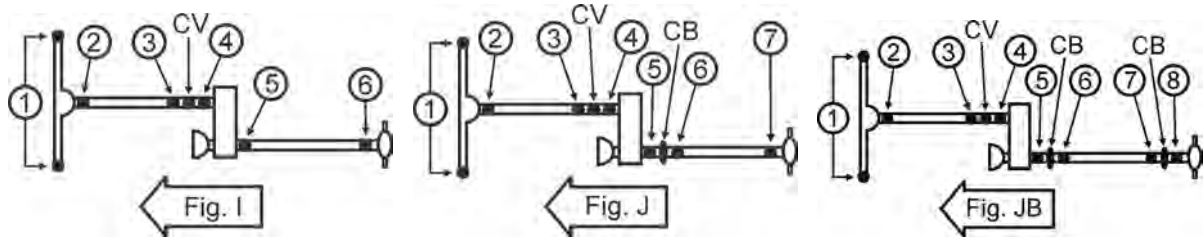
* GREASEABLE ** NON-GREASEABLE

4
W
D

Ram (Cont'd)

| Year | Model | Description | Fig. | Location | Spicer Part # | SPL Part # | SVL Part # |
|-----------|---|---|------|----------|---------------|-------------------------|------------|
| 2012 | 3500 | L6 6.7L; SLT; Cab & Chassis; 2 Piece Driveshaft; Single Rear Wheels | J | 7 | 5-3206X | | |
| | 3500 | L6 6.7L; SLT; Crew Cab; 2 Piece Driveshaft; Dual Rear Wheels | J | 7 | 5-3230X | | |
| | 3500 | L6 6.7L; SLT; Crew Cab; 2 Piece Driveshaft; Single Rear Wheels | J | 7 | 5-3206X | | |
| | 3500 | L6 6.7L; SLT; Extended Crew Cab; 2 Piece Driveshaft; Dual Rear Wheels | J | 7 | 5-3230X | | |
| | 3500 | L6 6.7L; SLT; Extended Crew Cab; 2 Piece Driveshaft; Single Rear Wheels | J | 7 | 5-3206X | | |
| | 3500 | L6 6.7L; SLT; Standard Cab; 2 Piece Driveshaft; Dual Rear Wheels | J | 7 | 5-3230X | | |
| | 3500 | L6 6.7L; SLT; Standard Cab; 2 Piece Driveshaft; Single Rear Wheels | J | 7 | 5-3206X | | |
| | 3500 | L6 6.7L; ST; Cab & Chassis; 2 Piece Driveshaft; Dual Rear Wheels | J | 7 | 5-3230X | | |
| | 3500 | L6 6.7L; ST; Cab & Chassis; 2 Piece Driveshaft; Single Rear Wheels | J | 7 | 5-3206X | | |
| | 3500 | L6 6.7L; ST; Crew Cab; 2 Piece Driveshaft; Dual Rear Wheels | J | 7 | 5-3230X | | |
| | 3500 | L6 6.7L; ST; Crew Cab; 2 Piece Driveshaft; Single Rear Wheels | J | 7 | 5-3206X | | |
| | 3500 | L6 6.7L; ST; Standard Cab; 2 Piece Driveshaft; Dual Rear Wheels | J | 7 | 5-3230X | | |
| | 3500 | L6 6.7L; ST; Standard Cab; 2 Piece Driveshaft; Single Rear Wheels | J | 7 | 5-3206X | | |
| | 3500 | Laramie Longhorn; 2 Piece Driveshaft; Dual Rear Wheels | J | 7 | 5-3230X | | |
| | 3500 | Laramie Longhorn; 2 Piece Driveshaft; Single Rear Wheels | J | 7 | 5-3206X | | |
| | 3500 | V8 5.7L; Laramie; 2 Piece Driveshaft; Dual Rear Wheels | J | 7 | 5-3230X | | |
| | 3500 | V8 5.7L; Laramie; 2 Piece Driveshaft; Single Rear Wheels | J | 7 | 5-3206X | | |
| | 3500 | V8 5.7L; SLT; 2 Piece Driveshaft; Dual Rear Wheels | J | 7 | 5-3230X | | |
| | 3500 | V8 5.7L; SLT; 2 Piece Driveshaft; Single Rear Wheels | J | 7 | 5-3206X | | |
| | 3500 | V8 5.7L; ST; 2 Piece Driveshaft; Dual Rear Wheels | J | 7 | 5-3230X | | |
| 3500 | V8 5.7L; ST; 2 Piece Driveshaft; Single Rear Wheels | J | 7 | 5-3206X | | | |
| 2013 | 3500 | Exc. SXT; 1 Piece Driveshaft | I | 1 | 5-3212X | | |
| | 3500 | Exc. SXT; 1 Piece Driveshaft | I | 2 | 5-160X* | 5-1410-1X* 5-1410X** | 15-160X |
| | 3500 | Exc. SXT; 1 Piece Driveshaft | I | 5,6 | 5-155X* | SPL70-1X* SPL70X** | 15-155X |
| | 3500 | Exc. SXT; 2 Piece Driveshaft | J | 1 | 5-3212X | | |
| | 3500 | Exc. SXT; 2 Piece Driveshaft | J | 2 | 5-160X* | 5-1410-1X* 5-1410X** | 15-160X |
| | 3500 | Exc. SXT; 2 Piece Driveshaft | J | 5,6,7 | 5-155X* | SPL70-1X* SPL70X** | 15-155X |
| 2014-2017 | 3500 | Exc. ST; 1 Piece Driveshaft | I | 1 | 5-3212X | | |
| | 3500 | Exc. ST; 1 Piece Driveshaft | I | 2 | 5-160X* | 5-1410-1X* 5-1410X** | 15-160X |
| | 3500 | Exc. ST; 1 Piece Driveshaft | I | 5,6 | 5-155X* | SPL70-1X* SPL70X** | 15-155X |
| | 3500 | Exc. ST; 2 Piece Driveshaft | J | 1 | 5-3212X | | |
| | 3500 | Exc. ST; 2 Piece Driveshaft | J | 2 | 5-160X* | 5-1410-1X* 5-1410X** | 15-160X |
| | 3500 | Exc. ST; 2 Piece Driveshaft | J | 5,6,7 | 5-155X* | SPL70-1X* SPL70X** | 15-155X |
| 2011 | 4500 | 1 Piece Driveshaft | I | 5,6 | 5-155X* | SPL70-1X* SPL70X** | 15-155X |

* GREASEABLE ** NON-GREASEABLE



Ram (Cont'd)

| Year | Model | Description | Fig. | Location | Spicer Part # | SPL Part # | SVL Part # |
|-----------|-------|-----------------------------|------|----------|---------------|-------------------------|------------|
| 2011 | 4500 | 3 Piece Driveshaft | JB | 2,3,4 | 5-178X* | 5-1350-1X* 5-1350X** | 15-178X |
| | 4500 | 3 Piece Driveshaft | JB | 5,6,7,8 | 5-155X* | SPL70-1X* SPL70X** | 15-155X |
| 2011-2012 | 4500 | 1 Piece Driveshaft | I | 2,3,4 | 5-178X* | 5-1350-1X* 5-1350X** | 15-178X |
| | 4500 | 2 Piece Driveshaft | J | 2,3,4 | 5-178X* | 5-1350-1X* 5-1350X** | 15-178X |
| 2012 | 4500 | 1 Piece Driveshaft | I | 5,6 | 5-3230X | | |
| 2014-2015 | 4500 | Exc. ST; 1 Piece Driveshaft | I | 1 | 5-3212X | | |
| | 4500 | Exc. ST; 1 Piece Driveshaft | I | 2 | 5-160X* | 5-1410-1X* 5-1410X** | 15-160X |
| | 4500 | Exc. ST; 1 Piece Driveshaft | I | 5,6 | 5-155X* | SPL70-1X* SPL70X** | 15-155X |
| | 4500 | Exc. ST; 2 Piece Driveshaft | J | 1 | 5-3212X | | |
| | 4500 | Exc. ST; 2 Piece Driveshaft | J | 2 | 5-160X* | 5-1410-1X* 5-1410X** | 15-160X |
| | 4500 | Exc. ST; 2 Piece Driveshaft | J | 5,6,7 | 5-155X* | SPL70-1X* SPL70X** | 15-155X |
| 2016-2017 | 4500 | 1 Piece Driveshaft | I | 1 | 5-3212X | | |
| | 4500 | 1 Piece Driveshaft | I | 2 | 5-160X* | 5-1410-1X* 5-1410X** | 15-160X |
| | 4500 | 1 Piece Driveshaft | I | 5,6 | 5-155X* | SPL70-1X* SPL70X** | 15-155X |
| | 4500 | 2 Piece Driveshaft | J | 1 | 5-3212X | | |
| | 4500 | 2 Piece Driveshaft | J | 2 | 5-160X* | 5-1410-1X* 5-1410X** | 15-160X |
| | 4500 | 2 Piece Driveshaft | J | 5,6,7 | 5-155X* | SPL70-1X* SPL70X** | 15-155X |
| 2011 | 5500 | 1 Piece Driveshaft | I | 5,6 | 5-155X* | SPL70-1X* SPL70X** | 15-155X |
| | 5500 | 3 Piece Driveshaft | JB | 2,3,4 | 5-178X* | 5-1350-1X* 5-1350X** | 15-178X |
| | 5500 | 3 Piece Driveshaft | JB | 5,6,7,8 | 5-155X* | SPL70-1X* SPL70X** | 15-155X |
| 2011-2012 | 5500 | 1 Piece Driveshaft | I | 2,3,4 | 5-178X* | 5-1350-1X* 5-1350X** | 15-178X |
| | 5500 | 2 Piece Driveshaft | J | 2,3,4 | 5-178X* | 5-1350-1X* 5-1350X** | 15-178X |
| 2012 | 5500 | 1 Piece Driveshaft | I | 5,6 | 5-3230X | | |
| 2015 | 5500 | Exc. ST; 1 Piece Driveshaft | I | 1 | 5-3212X | | |
| | 5500 | Exc. ST; 1 Piece Driveshaft | I | 2 | 5-160X* | 5-1410-1X* 5-1410X** | 15-160X |
| | 5500 | Exc. ST; 1 Piece Driveshaft | I | 5,6 | 5-155X* | SPL70-1X* SPL70X** | 15-155X |
| | 5500 | Exc. ST; 2 Piece Driveshaft | J | 1 | 5-3212X | | |
| | 5500 | Exc. ST; 2 Piece Driveshaft | J | 2 | 5-160X* | 5-1410-1X* 5-1410X** | 15-160X |
| | 5500 | Exc. ST; 2 Piece Driveshaft | J | 5,6,7 | 5-155X* | SPL70-1X* SPL70X** | 15-155X |
| 2016-2017 | 5500 | 1 Piece Driveshaft | I | 1 | 5-3212X | | |
| | 5500 | 1 Piece Driveshaft | I | 2 | 5-160X* | 5-1410-1X* 5-1410X** | 15-160X |

* GREASEABLE ** NON-GREASEABLE

4
W
D

Ram (Cont'd)

| Year | Model | Description | Fig. | Location | Spicer Part # | SPL Part # | SVL Part # |
|-----------|--------|--------------------|------|----------|---------------|-------------------------|------------|
| 2016-2017 | 5500 | 1 Piece Driveshaft | I | 5,6 | 5-155X* | SPL70-1X* SPL70X** | 15-155X |
| | 5500 | 2 Piece Driveshaft | J | 1 | 5-3212X | | |
| | 5500 | 2 Piece Driveshaft | J | 2 | 5-160X* | 5-1410-1X* 5-1410X** | 15-160X |
| | 5500 | 2 Piece Driveshaft | J | 5,6,7 | 5-155X* | SPL70-1X* SPL70X** | 15-155X |
| 2011 | Dakota | 1 Piece Driveshaft | AV | 1 | 5-153X* | 5-1310-1X* 5-1310X** | 15-153X |
| | Dakota | 1 Piece Driveshaft | AV | 2,3 | 5-213X* | 5-1330-1X* 5-1330X** | 15-213X |

Saab

| Year | Model | Description | Fig. | Location | Spicer Part # | SPL Part # | SVL Part # |
|-----------|-------|--------------------|------|----------|---------------|-------------------------|------------|
| 2005 | 9-7x | 1 Piece Driveshaft | AV | 1 | 5-3213X | | |
| | 9-7x | 1 Piece Driveshaft | AV | 2,3 | 5-3147X* | 5-795X** | 15-3147X |
| 2006-2007 | 9-7x | 1 Piece Driveshaft | AV | 1,2,3 | 5-3147X* | 5-795X** | 15-3147X |
| 2008-2009 | 9-7x | 1 Piece Driveshaft | AV | 1,2 | 5-3213X | | |
| | 9-7x | 1 Piece Driveshaft | AV | 3 | 5-178X* | 5-1350-1X* 5-1350X** | 15-178X |

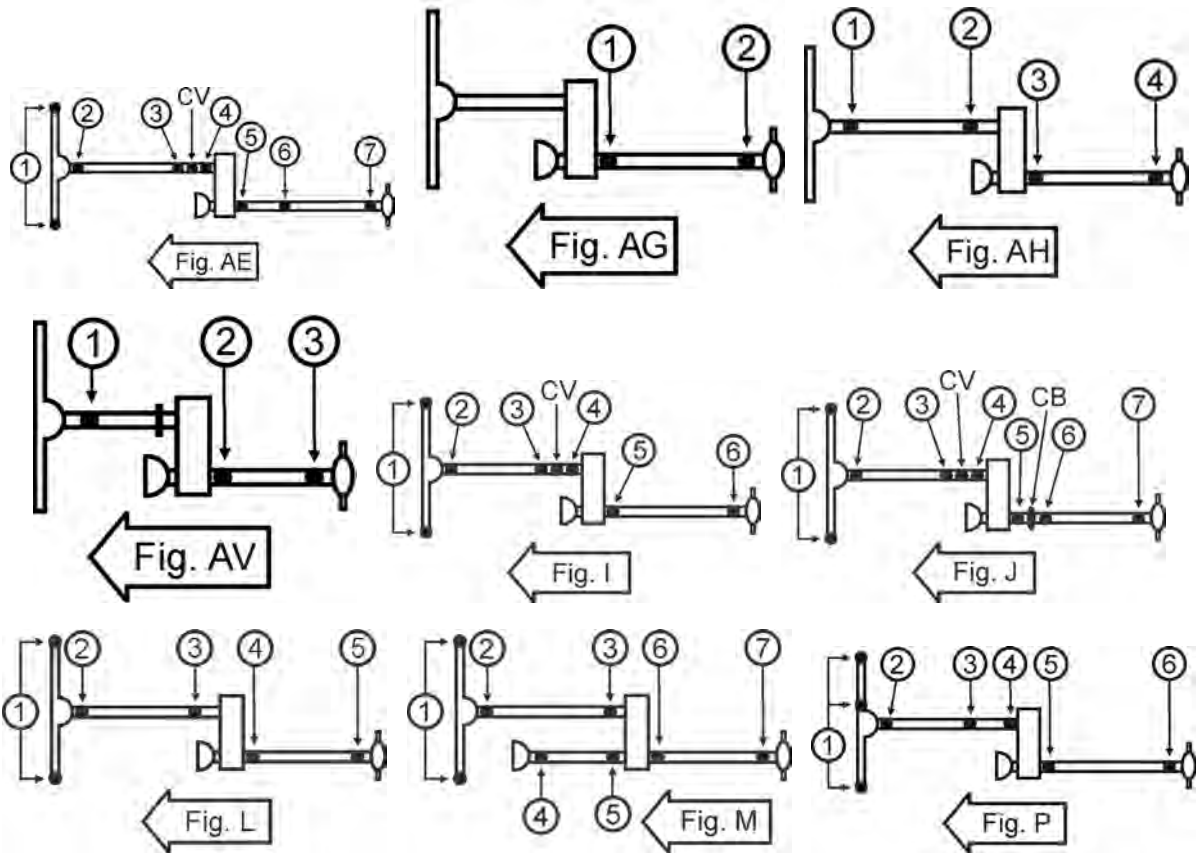
Suzuki

| Year | Model | Description | Fig. | Location | Spicer Part # | SPL Part # | SVL Part # |
|-----------|--------------|------------------------------------|------|-------------|---------------|-------------------------|------------|
| 2009-2012 | Equator | 1 Piece Driveshaft | P | 2 | 5-153X* | 5-1310-1X* 5-1310X** | 15-153X |
| | Equator | 1 Piece Driveshaft | P | 3,4 | 5-213X* | 5-1330-1X* 5-1330X** | 15-213X |
| | Equator | 1 Piece Driveshaft | P | 5,6 | 5-153X* | 5-1310-1X* 5-1310X** | 15-153X |
| 1999 | Grand Vitara | | L | 2,3 | 5-1503X | | |
| | Grand Vitara | Auto Trans | L | 4,5 | 5-1503X | | |
| | Grand Vitara | Standard Trans | L | 4,5 | 5-3257X | | |
| 2000-2005 | Grand Vitara | 1 Piece Driveshaft | L | 2,3 | 5-1503X | | |
| | Grand Vitara | Auto Trans; 1 Piece Driveshaft | L | 4,5 | 5-1503X | | |
| | Grand Vitara | Standard Trans; 1 Piece Driveshaft | L | 4,5 | 5-3257X | | |
| 2001 | Grand Vitara | 1 Piece Driveshaft | AH | 3 | 5-3257X | | |
| 2006-2013 | Grand Vitara | 1 Piece Driveshaft | AG | 1,2 | 5-3257X | | |
| 1985-1995 | Samurai | | M | 2,3,4,5,6,7 | 5-1503X | | |
| 1989-1998 | Sidekick | | L | 2,3,4,5 | 5-1503X | | |
| 1999 | Vitara | | L | 2,3,4,5 | 5-1503X | | |
| 2000-2003 | Vitara | 1 Piece Driveshaft | L | 2,3,4,5 | 5-1503X | | |
| 2004 | Vitara | 1 Piece Driveshaft | L | 2,3 | 5-1503X | | |
| | Vitara | Auto Trans; 1 Piece Driveshaft | L | 4,5 | 5-1503X | | |
| | Vitara | Standard Trans; 1 Piece Driveshaft | L | 4,5 | 5-3257X | | |
| 2002-2006 | XL-7 | 1 Piece Driveshaft | AH | 1,2 | 5-1503X | | |
| | XL-7 | 1 Piece Driveshaft | AH | 3 | 5-3257X | | |

Toyota

| Year | Model | Description | Fig. | Location | Spicer Part # | SPL Part # | SVL Part # |
|-----------|------------|---|------|----------|---------------|------------|------------|
| 1984-1987 | 4Runner | 1 Piece Driveshaft; w/ CV at Transfer Case | I | 2 | 5-1510X* | | |
| | 4Runner | 1 Piece Driveshaft; w/ CV at Transfer Case | I | 3,4 | 5-3219-1X | | |
| | 4Runner | 1 Piece Driveshaft; w/ CV at Transfer Case | I | 5,6 | 5-1510X* | | |
| | 4Runner | 2 Piece Driveshaft | J | 2 | 5-1510X* | | |
| | 4Runner | 2 Piece Driveshaft | J | 3,4 | 5-3219-1X | | |
| | 4Runner | 2 Piece Driveshaft | J | 5,6,7 | 5-1510X* | | |
| | 4Runner | 1 Piece Driveshaft; w/o CV at Transfer Case | L | 2,3,4,5 | 5-1510X* | | |
| 1988-1999 | 4Runner | | I | 2,4,5,6 | 5-1510X* | | |
| 2000-2017 | 4Runner | 1 Piece Driveshaft | L | 2,3,4,5 | 5-1510X* | | |
| 2007-2014 | FJ Cruiser | 1 Piece Driveshaft | L | 2,3,4,5 | 5-1510X* | | |

* GREASEABLE ** NON-GREASEABLE



4
W
D

Toyota (Cont'd)

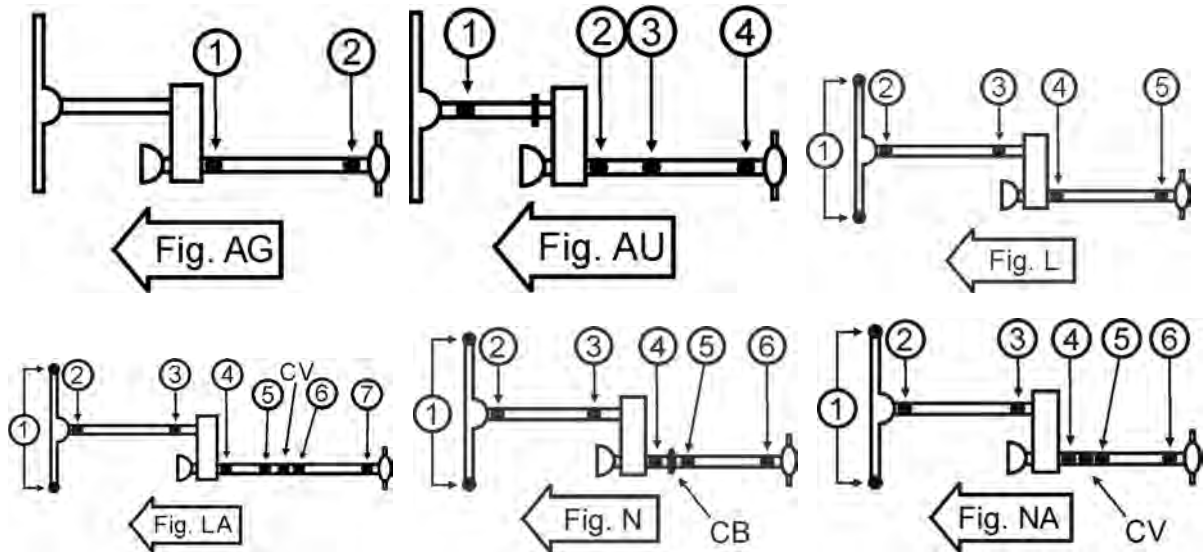
| Year | Model | Description | Fig. | Location | Spicer Part # | SPL Part # | SVL Part # |
|-----------|--------------|-------------------------|------|----------|---------------|------------|------------|
| 1965-1976 | Land Cruiser | | M | 2,3,4,5 | 5-3224X | | |
| 1977-1980 | Land Cruiser | | L | 2,3,4,5 | 5-3221X | | |
| 1981-1990 | Land Cruiser | w/ CV at Transfer Case | I | 2,5,6 | 5-3221X | | |
| | Land Cruiser | w/o CV at Transfer Case | L | 2,3,4,5 | 5-3221X | | |
| 1991-1997 | Land Cruiser | w/ CV at Transfer Case | I | 5,6 | 5-3221X | | |
| | Land Cruiser | w/o CV at Transfer Case | L | 2,3 | 5-1510X* | | |
| | Land Cruiser | w/o CV at Transfer Case | L | 4,5 | 5-3221X | | |
| 1998-2002 | Land Cruiser | | L | 4,5 | 5-1510X* | | |
| 2013-2015 | Land Cruiser | | L | 2,3,4,5 | 5-1510X* | | |
| 2016-2017 | Land Cruiser | 1 Piece Driveshaft | L | 2,3,4,5 | 5-1510X* | | |
| | Pickup | 2 Piece Driveshaft | AE | 2 | 5-1510X* | | |
| 1979-1985 | Pickup | 2 Piece Driveshaft | AE | 3,4 | 5-3219-1X | | |
| | Pickup | 2 Piece Driveshaft | AE | 5,6,7 | 5-1510X* | | |
| | Pickup | 1 Piece Driveshaft | L | 2,3,4,5 | 5-1510X* | | |
| | Pickup | 1 Piece Driveshaft | L | 2 | 5-1510X* | | |
| 1986-1988 | Pickup | | L | 3 | 5-3219-1X | | |
| | Pickup | | L | 4,5 | 5-1510X* | | |
| | Pickup | | L | 2 | 5-1510X* | | |

* GREASEABLE ** NON-GREASEABLE

Toyota (Cont'd)

| Year | Model | Description | Fig. | Location | Spicer Part # | SPL Part # | SVL Part # |
|-----------|---------|---|------|----------|---------------|-------------------------|------------|
| 1989-1995 | Pickup | | N | 2 | 5-1510X* | | |
| | Pickup | | N | 3 | 5-3219-1X | | |
| | Pickup | | N | 4,6 | 5-1510X* | | |
| | Pickup | Extended Cab; w/ Long Bed | N | 5 | 5-3219-1X | | |
| 1991-1992 | Previa | Automatic | L | 3,4 | 5-1510X* | | |
| 2001-2004 | Sequoia | 1 Piece Driveshaft | L | 2,3 | 5-153X* | 5-1310-1X* 5-1310X** | 15-153X |
| | Sequoia | 1 Piece Driveshaft | L | 4,5 | 5-1510X* | | |
| 2005-2007 | Sequoia | 1 Piece Driveshaft | L | 4,5 | 5-3221X | | |
| 2008-2017 | Sequoia | 1 Piece Driveshaft | L | 2,3 | 5-213X* | 5-1330-1X* 5-1330X** | 15-213X |
| | Sequoia | 1 Piece Driveshaft | L | 4,5 | 5-178X* | 5-1350-1X* 5-1350X** | 15-178X |
| 1993-1998 | T100 | | L | 2,4,5 | 5-1510X* | | |
| 1995-1999 | Tacoma | | L | 2,3 | 5-1510X* | | |
| | Tacoma | Extended Cab | L | 4 | 5-1510X* | | |
| | Tacoma | Extended Cab; Standard Cab | L | 5 | 5-1510X* | | |
| 2000 | Tacoma | L4 2.7L; SR5; 1 Piece Driveshaft | NA | 2,3,6 | 5-1510X* | | |
| 2000-2002 | Tacoma | L4 2.7L; Base; 1 Piece Driveshaft | NA | 2,3,6 | 5-1510X* | | |
| 2001-2003 | Tacoma | V6 3.4L; Base; 2 Piece Driveshaft | LA | 2,3,4,7 | 5-1510X* | | |
| 2003 | Tacoma | L4 2.7L; Base; 2 Piece Driveshaft; Extra Cab | LA | 2,3,4,7 | 5-1510X* | | |
| | Tacoma | L4 2.7L; Base; Standard Cab; 1 Piece Driveshaft | NA | 2,3,6 | 5-1510X* | | |
| 2004 | Tacoma | L4 2.7L; 2 Piece Driveshaft; Extra Cab | LA | 2,3,4,7 | 5-1510X* | | |
| | Tacoma | V6 3.4L; 2 Piece Driveshaft | LA | 2,3,4,7 | 5-1510X* | | |
| | Tacoma | L4 2.7L; Standard Cab; 1 Piece Driveshaft | NA | 2,3,6 | 5-1510X* | | |
| 2005-2014 | Tacoma | V6 4.0L; 2 Piece Driveshaft | AU | 2,3,4 | 5-213X* | 5-1330-1X* 5-1330X** | 15-213X |
| 2009 | Tacoma | L4 2.7L; 1 Piece Driveshaft | AG | 1,2 | 5-213X* | 5-1330-1X* 5-1330X** | 15-213X |
| 2010-2014 | Tacoma | L4 2.7L; Standard Cab; 1 Piece Driveshaft | AG | 1,2 | 5-213X* | 5-1330-1X* 5-1330X** | 15-213X |
| | Tacoma | L4 2.7L; Crew Cab; 2 Piece Driveshaft | AU | 2,3,4 | 5-213X* | 5-1330-1X* 5-1330X** | 15-213X |
| | Tacoma | L4 2.7L; Extended Cab; 2 Piece Driveshaft | AU | 2,3,4 | 5-213X* | 5-1330-1X* 5-1330X** | 15-213X |
| 2015 | Tacoma | 2 Piece Driveshaft | AU | 2,3,4 | 5-213X* | 5-1330-1X* 5-1330X** | 15-213X |
| 2016-2017 | Tacoma | V6 3.5L; 2 Piece Driveshaft | AU | 2,3,4 | 5-178X* | 5-1350-1X* 5-1350X** | 15-178X |
| 2000-2004 | Tundra | 2 Piece Driveshaft | LA | 4,7 | 5-1510X* | | |
| 2000-2006 | Tundra | 2 Piece Driveshaft | LA | 2,3 | 5-153X* | 5-1310-1X* 5-1310X** | 15-153X |
| 2005 | Tundra | 2 Piece Driveshaft | LA | 4 | 5-1510X* | | |
| 2005-2006 | Tundra | V8 4.7L; 2 Piece Driveshaft | LA | 4,7 | 5-1510X* | | |
| 2007-2009 | Tundra | V8 4.7L; 1 Piece Driveshaft | L | 4,5 | 5-178X* | 5-1350-1X* 5-1350X** | 15-178X |
| | Tundra | V8 5.7L; 1 Piece Driveshaft | L | 4,5 | 5-178X* | 5-1350-1X* 5-1350X** | 15-178X |
| | Tundra | V8 4.7L; 2 Piece Driveshaft | N | 4,5,6 | 5-178X* | 5-1350-1X* 5-1350X** | 15-178X |
| | Tundra | V8 5.7L; 2 Piece Driveshaft | N | 4,5,6 | 5-178X* | 5-1350-1X* 5-1350X** | 15-178X |
| 2012-2013 | Tundra | V8 4.6L; Base; 1 Piece Driveshaft | L | 2,3 | 5-213X* | 5-1330-1X* 5-1330X** | 15-213X |
| | Tundra | V8 5.7L; Base; Flex-Fuel-Fuel; 1 Piece Driveshaft | L | 2,3 | 5-213X* | 5-1330-1X* 5-1330X** | 15-213X |
| | Tundra | V8 5.7L; Base; Gas; 1 Piece Driveshaft | L | 2,3 | 5-213X* | 5-1330-1X* 5-1330X** | 15-213X |
| | Tundra | V8 4.6L; Base; 1 Piece Driveshaft | L | 4,5 | 5-178X* | 5-1350-1X* 5-1350X** | 15-178X |

* GREASEABLE ** NON-GREASEABLE



Toyota (Cont'd)

| Year | Model | Description | Fig. | Location | Spicer Part # | SPL Part # | SVL Part # |
|-----------|--------|---|------|----------|---------------|-------------------------|------------|
| 2012-2013 | Tundra | V8 5.7L; Base; Flex-Fuel-Fuel; 1 Piece Driveshaft | L | 4,5 | 5-178X* | 5-1350-1X* 5-1350X** | 15-178X |
| | Tundra | V8 5.7L; Base; Gas; 1 Piece Driveshaft | L | 4,5 | 5-178X* | 5-1350-1X* 5-1350X** | 15-178X |
| | Tundra | V8 4.6L; Base; 2 Piece Driveshaft | N | 2,3 | 5-213X* | 5-1330-1X* 5-1330X** | 15-213X |
| | Tundra | V8 5.7L; Base; Flex-Fuel-Fuel; 2 Piece Driveshaft | N | 2,3 | 5-213X* | 5-1330-1X* 5-1330X** | 15-213X |
| | Tundra | V8 5.7L; Base; Gas; 2 Piece Driveshaft | N | 2,3 | 5-213X* | 5-1330-1X* 5-1330X** | 15-213X |
| | Tundra | V8 4.6L; Base; 2 Piece Driveshaft | N | 4,5,6 | 5-178X* | 5-1350-1X* 5-1350X** | 15-178X |
| | Tundra | V8 5.7L; Base; Flex-Fuel-Fuel; 2 Piece Driveshaft | N | 4,5,6 | 5-178X* | 5-1350-1X* 5-1350X** | 15-178X |
| | Tundra | V8 5.7L; Base; Gas; 2 Piece Driveshaft | N | 4,5,6 | 5-178X* | 5-1350-1X* 5-1350X** | 15-178X |
| 2012-2015 | Tundra | V8 5.7L; Limited; Flex-Fuel-Fuel; 1 Piece Driveshaft | L | 2,3 | 5-213X* | 5-1330-1X* 5-1330X** | 15-213X |
| | Tundra | V8 5.7L; Limited; Gas; 1 Piece Driveshaft | L | 2,3 | 5-213X* | 5-1330-1X* 5-1330X** | 15-213X |
| | Tundra | V8 5.7L; Limited; Flex-Fuel-Fuel; 1 Piece Driveshaft | L | 4,5 | 5-178X* | 5-1350-1X* 5-1350X** | 15-178X |
| | Tundra | V8 5.7L; Limited; Gas; 1 Piece Driveshaft | L | 4,5 | 5-178X* | 5-1350-1X* 5-1350X** | 15-178X |
| | Tundra | V8 5.7L; Limited; Flex-Fuel-Fuel; 2 Piece Driveshaft | N | 2,3 | 5-213X* | 5-1330-1X* 5-1330X** | 15-213X |
| | Tundra | V8 5.7L; Limited; Gas; 2 Piece Driveshaft | N | 2,3 | 5-213X* | 5-1330-1X* 5-1330X** | 15-213X |
| | Tundra | V8 5.7L; Limited; Flex-Fuel-Fuel; 2 Piece Driveshaft | N | 4,5,6 | 5-178X* | 5-1350-1X* 5-1350X** | 15-178X |
| | Tundra | V8 5.7L; Limited; Gas; 2 Piece Driveshaft | N | 4,5,6 | 5-178X* | 5-1350-1X* 5-1350X** | 15-178X |
| 2013-2015 | Tundra | V8 5.7L; Platinum; Flex-Fuel-Fuel; 1 Piece Driveshaft | L | 2,3 | 5-213X* | 5-1330-1X* 5-1330X** | 15-213X |
| | Tundra | V8 5.7L; Platinum; Gas; 1 Piece Driveshaft | L | 2,3 | 5-213X* | 5-1330-1X* 5-1330X** | 15-213X |
| | Tundra | V8 5.7L; Platinum; Flex-Fuel-Fuel; 1 Piece Driveshaft | L | 4,5 | 5-178X* | 5-1350-1X* 5-1350X** | 15-178X |
| | Tundra | V8 5.7L; Platinum; Gas; 1 Piece Driveshaft | L | 4,5 | 5-178X* | 5-1350-1X* 5-1350X** | 15-178X |

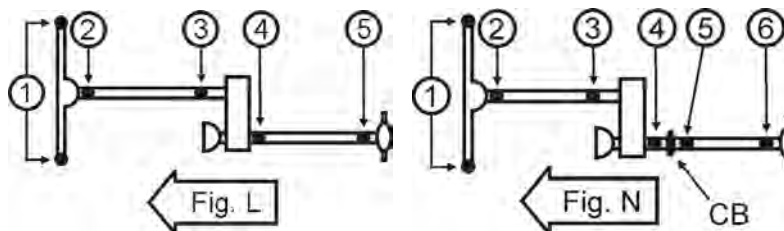
* GREASEABLE ** NON-GREASEABLE

4WD

Toyota (Cont'd)

| Year | Model | Description | Fig. | Location | Spicer Part # | SPL Part # | SVL Part # |
|-----------|--------|---|------|----------|---------------|-------------------------|------------|
| 2013-2015 | Tundra | V8 5.7L; Platinum; Flex-Fuel-Fuel; 2 Piece Driveshaft | N | 2,3 | 5-213X* | 5-1330-1X* 5-1330X** | 15-213X |
| | Tundra | V8 5.7L; Platinum; Gas; 2 Piece Driveshaft | N | 2,3 | 5-213X* | 5-1330-1X* 5-1330X** | 15-213X |
| | Tundra | V8 5.7L; Platinum; Flex-Fuel-Fuel; 2 Piece Driveshaft | N | 4,5,6 | 5-178X* | 5-1350-1X* 5-1350X** | 15-178X |
| | Tundra | V8 5.7L; Platinum; Gas; 2 Piece Driveshaft | N | 4,5,6 | 5-178X* | 5-1350-1X* 5-1350X** | 15-178X |
| 2014-2015 | Tundra | V8 4.6L; 1 Piece Driveshaft | L | 2,3 | 5-213X* | 5-1330-1X* 5-1330X** | 15-213X |
| | Tundra | V8 5.7L; 1794 Edition; Flex-Fuel-Fuel; 1 Piece Driveshaft | L | 2,3 | 5-213X* | 5-1330-1X* 5-1330X** | 15-213X |
| | Tundra | V8 5.7L; 1794 Edition; Gas; 1 Piece Driveshaft | L | 2,3 | 5-213X* | 5-1330-1X* 5-1330X** | 15-213X |
| | Tundra | V8 5.7L; SR; Flex-Fuel-Fuel; 1 Piece Driveshaft | L | 2,3 | 5-213X* | 5-1330-1X* 5-1330X** | 15-213X |
| | Tundra | V8 5.7L; SR; Gas; 1 Piece Driveshaft | L | 2,3 | 5-213X* | 5-1330-1X* 5-1330X** | 15-213X |
| | Tundra | V8 5.7L; SR5; Flex-Fuel-Fuel; 1 Piece Driveshaft | L | 2,3 | 5-213X* | 5-1330-1X* 5-1330X** | 15-213X |
| | Tundra | V8 5.7L; SR5; Gas; 1 Piece Driveshaft | L | 2,3 | 5-213X* | 5-1330-1X* 5-1330X** | 15-213X |
| | Tundra | V8 4.6L; 1 Piece Driveshaft | L | 4,5 | 5-178X* | 5-1350-1X* 5-1350X** | 15-178X |
| | Tundra | V8 5.7L; 1794 Edition; Flex-Fuel-Fuel; 1 Piece Driveshaft | L | 4,5 | 5-178X* | 5-1350-1X* 5-1350X** | 15-178X |
| | Tundra | V8 5.7L; 1794 Edition; Gas; 1 Piece Driveshaft | L | 4,5 | 5-178X* | 5-1350-1X* 5-1350X** | 15-178X |
| | Tundra | V8 5.7L; SR; Flex-Fuel-Fuel; 1 Piece Driveshaft | L | 4,5 | 5-178X* | 5-1350-1X* 5-1350X** | 15-178X |
| | Tundra | V8 5.7L; SR; Gas; 1 Piece Driveshaft | L | 4,5 | 5-178X* | 5-1350-1X* 5-1350X** | 15-178X |
| | Tundra | V8 5.7L; SR5; Flex-Fuel-Fuel; 1 Piece Driveshaft | L | 4,5 | 5-178X* | 5-1350-1X* 5-1350X** | 15-178X |
| | Tundra | V8 5.7L; SR5; Gas; 1 Piece Driveshaft | L | 4,5 | 5-178X* | 5-1350-1X* 5-1350X** | 15-178X |
| | Tundra | V8 4.6L; 2 Piece Driveshaft | N | 2,3 | 5-213X* | 5-1330-1X* 5-1330X** | 15-213X |
| | Tundra | V8 5.7L; 1794 Edition; Flex-Fuel-Fuel; 2 Piece Driveshaft | N | 2,3 | 5-213X* | 5-1330-1X* 5-1330X** | 15-213X |
| | Tundra | V8 5.7L; 1794 Edition; Gas; 2 Piece Driveshaft | N | 2,3 | 5-213X* | 5-1330-1X* 5-1330X** | 15-213X |
| | Tundra | V8 5.7L; SR; Flex-Fuel-Fuel; 2 Piece Driveshaft | N | 2,3 | 5-213X* | 5-1330-1X* 5-1330X** | 15-213X |
| | Tundra | V8 5.7L; SR; Gas; 2 Piece Driveshaft | N | 2,3 | 5-213X* | 5-1330-1X* 5-1330X** | 15-213X |
| | Tundra | V8 5.7L; SR5; Flex-Fuel-Fuel; 2 Piece Driveshaft | N | 2,3 | 5-213X* | 5-1330-1X* 5-1330X** | 15-213X |
| | Tundra | V8 5.7L; SR5; Gas; 2 Piece Driveshaft | N | 2,3 | 5-213X* | 5-1330-1X* 5-1330X** | 15-213X |
| | Tundra | V8 4.6L; 2 Piece Driveshaft | N | 4,5,6 | 5-178X* | 5-1350-1X* 5-1350X** | 15-178X |
| | Tundra | V8 5.7L; 1794 Edition; Flex-Fuel-Fuel; 2 Piece Driveshaft | N | 4,5,6 | 5-178X* | 5-1350-1X* 5-1350X** | 15-178X |
| | Tundra | V8 5.7L; 1794 Edition; Gas; 2 Piece Driveshaft | N | 4,5,6 | 5-178X* | 5-1350-1X* 5-1350X** | 15-178X |
| | Tundra | V8 5.7L; SR; Flex-Fuel-Fuel; 2 Piece Driveshaft | N | 4,5,6 | 5-178X* | 5-1350-1X* 5-1350X** | 15-178X |
| | Tundra | V8 5.7L; SR; Gas; 2 Piece Driveshaft | N | 4,5,6 | 5-178X* | 5-1350-1X* 5-1350X** | 15-178X |
| | Tundra | V8 5.7L; SR5; Flex-Fuel-Fuel; 2 Piece Driveshaft | N | 4,5,6 | 5-178X* | 5-1350-1X* 5-1350X** | 15-178X |
| | Tundra | V8 5.7L; SR5; Gas; 2 Piece Driveshaft | N | 4,5,6 | 5-178X* | 5-1350-1X* 5-1350X** | 15-178X |

* GREASEABLE ** NON-GREASEABLE



Toyota (Cont'd)

| Year | Model | Description | Fig. | Location | Spicer Part # | SPL Part # | SVL Part # |
|-----------|--------|--|------|----------|---------------|-------------------------|------------|
| 2015 | Tundra | V8 5.7L; TRD Pro; Flex-Fuel-Fuel; 1 Piece Driveshaft | L | 2,3 | 5-213X* | 5-1330-1X* 5-1330X** | 15-213X |
| | Tundra | V8 5.7L; TRD Pro; Gas; 1 Piece Driveshaft | L | 2,3 | 5-213X* | 5-1330-1X* 5-1330X** | 15-213X |
| | Tundra | V8 5.7L; TRD Pro; Flex-Fuel-Fuel; 1 Piece Driveshaft | L | 4,5 | 5-178X* | 5-1350-1X* 5-1350X** | 15-178X |
| | Tundra | V8 5.7L; TRD Pro; Gas; 1 Piece Driveshaft | L | 4,5 | 5-178X* | 5-1350-1X* 5-1350X** | 15-178X |
| | Tundra | V8 5.7L; TRD Pro; Flex-Fuel-Fuel; 2 Piece Driveshaft | N | 2,3 | 5-213X* | 5-1330-1X* 5-1330X** | 15-213X |
| | Tundra | V8 5.7L; TRD Pro; Gas; 2 Piece Driveshaft | N | 2,3 | 5-213X* | 5-1330-1X* 5-1330X** | 15-213X |
| | Tundra | V8 5.7L; TRD Pro; Flex-Fuel-Fuel; 2 Piece Driveshaft | N | 4,5,6 | 5-178X* | 5-1350-1X* 5-1350X** | 15-178X |
| | Tundra | V8 5.7L; TRD Pro; Gas; 2 Piece Driveshaft | N | 4,5,6 | 5-178X* | 5-1350-1X* 5-1350X** | 15-178X |
| 2016-2017 | Tundra | 1 Piece Driveshaft | L | 2,3 | 5-213X* | 5-1330-1X* 5-1330X** | 15-213X |
| | Tundra | 1 Piece Driveshaft | L | 4,5 | 5-178X* | 5-1350-1X* 5-1350X** | 15-178X |
| | Tundra | 2 Piece Driveshaft | N | 2,3 | 5-213X* | 5-1330-1X* 5-1330X** | 15-213X |
| | Tundra | 2 Piece Driveshaft | N | 4,5,6 | 5-178X* | 5-1350-1X* 5-1350X** | 15-178X |

* GREASEABLE ** NON-GREASEABLE

4
W
D

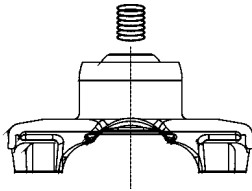


Figure 1

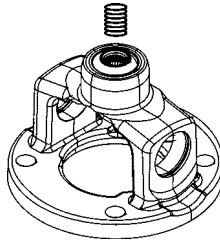


Figure 2

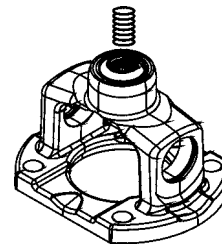


Figure 3

CHEVROLET

| Year | Model | Note(s) | Figure | Spicer Part # |
|-----------|---------------|---------|--------|---------------|
| 1947-1951 | Taxi | | 1 | 211355X |
| 1947-1951 | Station Wagon | | 1 | 211355X |
| 1962-1974 | Aerobus | | 1 | 211355X |

CHEVROLET

| Year | Model | Note(s) | Figure | Spicer Part # |
|------------|--------------|---|--------|---------------|
| 1975 -1976 | K10 | | 1 | 211355X |
| 1977-1978 | K10 | w/ outside snap rings | 1 | 211355X |
| 1967-1974 | K10 Pickup | | 1 | 211355X |
| 1968-1976 | K10 Suburban | | 1 | 211355X |
| 1977 -1978 | K10 Suburban | 2 joint driveshaft; w/ outside snap rings | 1 | 211355X |
| 1977 -1978 | K10 Suburban | 3 joint driveshaft; w/ outside snap rings | 1 | 211355X |
| 1977-1978 | K20 | w/ outside snap rings | 1 | 211355X |
| 1967-1974 | K20 Pickup | | 1 | 211355X |
| 1975-1977 | K5 Blazer | 4WD | 1 | 211355X |
| 1978 | K5 Blazer | 4WD; w/ outside snap rings | 1 | 211355X |
| 1979 | K30 | | 1 | 211355X |

DODGE

| Year | Model | Note(s) | Figure | Spicer Part # |
|-----------|------------|---|--------|---------------|
| 1988-1999 | Dakota | 4WD | 1 | 211355X |
| 1974-1977 | Ramcharger | 4WD; w/ outside snap rings | 1 | 211355X |
| 1975-1977 | W100 | w/ outside snap rings | 1 | 211355X |
| 1977 | W150 | w/ outside snap rings | 1 | 211355X |
| 1975-1977 | W200 | 2 joint driveshaft; w/ outside snap rings | 1 | 211355X |
| 1975-1977 | W300 | 2 joint driveshaft; w/ outside snap rings | 1 | 211355X |
| 1975-1977 | W300 | 3 joint driveshaft; w/ outside snap rings | 1 | 211355X |

FORD

| Year | Model | Note(s) | Figure | Spicer Part # |
|-----------|-------------|---|--------|---------------|
| 1966-1970 | Bronco | 4WD; to serial # G70, 001 | 1 | 211355X |
| 1970-1974 | Bronco | 4WD; from serial # G70, 001 | 1 | 211355X |
| 1975-1977 | Bronco | From serial # G70, 001 | 1 | 211355X |
| 1978 | Bronco | | 1 | 211355X |
| 1979 | Bronco | 1.062" and 1.125" bearing cap diameter | 1 | 211179X |
| 1980-1981 | Bronco | | 1 | 211179X |
| 1982-1986 | Bronco | 3 joint driveshaft | 1 | 211179X |
| 1987 | Bronco | w/ outside snap rings; w/ Cleveland steel | 1 | 211179X |
| 1988-1989 | Bronco | Automatic trans | 1 | 211179X |
| 1988-1989 | Bronco | Standard trans; 4-Speed; exc. overdrive | 1 | 211179X |
| 1984 | Bronco II | | 1 | 211342X |
| 1975-1976 | F-100 | Full time 4WD | 1 | 211355X |
| 1976-1978 | F-150 | Full time 4WD; w/ 3.875" outside yoke | 1 | 211355X |
| 1979 | F-150 | Full time 4WD; part time 4WD | 1 | 211179X |
| 1975-1977 | F-250 | Full time 4WD | 1 | 211355X |
| 1978 | F-250 | Full time 4WD; part time 4WD | 1 | 211355X |
| 1979 | F-250 | Full time 4WD; 1.062" and 1.125" bearing cap diameter | 1 | 211179X |
| 1979 | F-250 | Part time 4WD | 1 | 211179X |
| 1979 | F-350 | Full time 4WD; part time 4WD | 1 | 211179X |
| 1983-1985 | Ranger | 4WD; 108.0" wheelbase; 72.0" bed length | 1 | 211342X |
| 1980-1982 | Thunderbird | | 3 | 211229X |

Note: Individual components not sold separately.

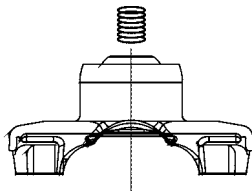


Figure 1

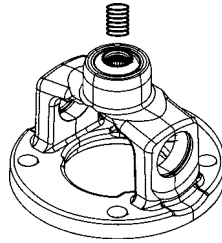


Figure 2

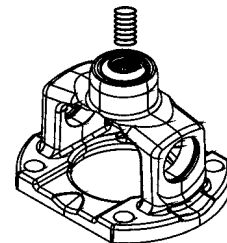


Figure 3

GMC

| Year | Model | Note(s) | Figure | Spicer Part # |
|-----------|--------------------|---|--------|---------------|
| 1978 | Jimmy | 4WD; w/ outside snap rings | 1 | 211355X |
| 1970-1977 | Jimmy | 4WD | 1 | 211355X |
| 1975-1976 | K15 | | 1 | 211355X |
| 1977-1978 | K15 | w/ outside snap rings | 1 | 211355X |
| 1967-1974 | K15/K1500 Pickup | | 1 | 211355X |
| 1967-1974 | K15/K1500 Suburban | | 1 | 211355X |
| 1975-1976 | K15 Suburban | | 1 | 211355X |
| 1977-1978 | K15 Suburban | w/ outside snap rings | 1 | 211355X |
| 1975-1976 | K25 | | 1 | 211355X |
| 1977-1978 | K25 | 2 joint driveshaft; w/ outside snap rings | 1 | 211355X |
| 1977-1978 | K25 | 3 joint driveshaft; w/ outside snap rings | 1 | 211355X |
| 1967-1974 | K25/K2500 Pickup | | 1 | 211355X |
| 1979 | K3500 | | 1 | 211355X |

JEEP

| Year | Model | Note(s) | Figure | Spicer Part # |
|-----------|----------------|---------|--------|---------------|
| 1974 | Cherokee | | 1 | 211355X |
| 1981-1983 | Cherokee | | 1 | 211355X |
| 1986-1987 | Cherokee | 4WD; HD | 1 | 211355X |
| 1988-1993 | Cherokee | 4WD | 1 | 211355X |
| 1979-1981 | CJ5 | | 1 | 211355X |
| 1979-1981 | CJ7 | | 1 | 211355X |
| 1986-1987 | Comanche | 4WD; HD | 1 | 211355X |
| 1988-1992 | Comanche | 4WD | 1 | 211355X |
| 1993 | Grand Cherokee | 4WD | 1 | 211355X |
| 1984-1991 | Grand Wagoneer | | 1 | 211355X |
| 1982-1988 | J10 | | 1 | 211355X |
| 1979-1988 | J20 | | 1 | 211355X |
| 1981 | Scrambler | | 1 | 211355X |
| 1978-1983 | Wagoneer | | 1 | 211355X |
| 1986-1987 | Wagoneer | HD | 1 | 211355X |
| 1988 | Wagoneer | | 1 | 211355X |
| 1989 | Wagoneer | 4WD | 1 | 211355X |
| 1990 | Wagoneer | | 1 | 211355X |

LINCOLN

| Year | Model | Note(s) | Figure | Spicer Part # |
|-----------|-------------|------------------------|--------|---------------|
| 1982-1983 | Continental | | 3 | 211229X |
| 1979 | Versailles | w/ 3.469" outside yoke | 2 | 211198X |
| 1980 | Versailles | | 2 | 211198X |

MERCURY

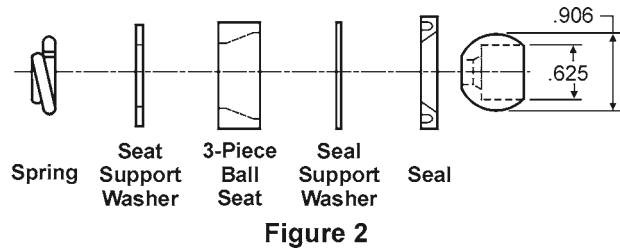
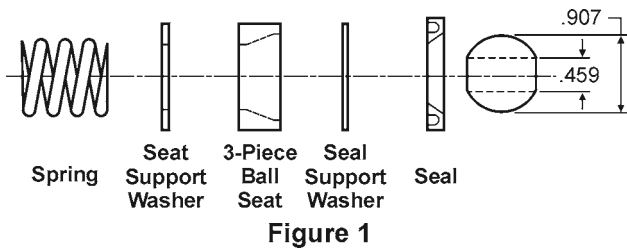
| Year | Model | Note(s) | Figure | Spicer Part # |
|-----------|--------|---------|--------|---------------|
| 1980-1982 | Cougar | | 3 | 211229X |

PLYMOUTH

| Year | Model | Note(s) | Figure | Spicer Part # |
|-----------|-------------|----------------------------|--------|---------------|
| 1974-1977 | Trailduster | 4WD; w/ outside snap rings | 1 | 211355X |

Note: Individual components not sold separately.

For more information on Spicer products, visit SpicerParts.com. For our e-catalog and parts locator, visit DanaAftermarket.com.



BUICK

| Year | Model | Note(s) | Figure | Part # |
|-----------|---------|----------------------------------|--------|---------|
| 1979 | Century | 3 joint driveshaft | 1 | 211009X |
| 1961-1963 | Electra | Exc. wagon; w/ inside snap rings | 2 | 211011X |
| 1964-1965 | Electra | Exc. wagon | 2 | 211011X |
| 1973-1974 | Electra | Exc. wagon | 1 | 211009X |
| 1975-1981 | Electra | 3 joint driveshaft | 1 | 211009X |
| 1961-1963 | LeSabre | Exc. wagon; w/ inside snap rings | 2 | 211011X |
| 1964-1965 | LeSabre | Exc. wagon | 2 | 211011X |
| 1973-1974 | LeSabre | Exc. wagon | 1 | 211009X |
| 1975-1981 | LeSabre | 3 joint driveshaft | 1 | 211009X |
| 1979 | Regal | 3 joint driveshaft | 1 | 211009X |
| 1964-1970 | Riviera | | 2 | 211011X |
| 1973-1978 | Riviera | | 1 | 211009X |
| 1962-1963 | Wildcat | w/ inside snap rings | 2 | 211011X |
| 1964-1965 | Wildcat | | 2 | 211011X |

CADILLAC

| Year | Model | Note(s) | Figure | Part # |
|-----------|---------------------|------------------------------------|--------|---------|
| 1991-1992 | Brougham | 3.73 gear ratio; armored body | 1 | 211009X |
| 1963-1967 | Commercial Chassis | | 2 | 211011X |
| 1973-1979 | Commercial Chassis | | 1 | 211009X |
| 1980-1984 | Commercial Chassis | | 1 | 211009X |
| 1992-1996 | Commercial Chassis | 3.73 gear ratio; armored body | 1 | 211009X |
| 1965-1967 | Fleetwood | Exc. 75 series; 4-joint driveshaft | 2 | 211011X |
| 1965-1967 | Fleetwood | 75 series | 2 | 211011X |
| 1965-1967 | Fleetwood | Exc. 75 series; 3 joint driveshaft | 2 | 211011X |
| 1973-1979 | Fleetwood | 75 series | 1 | 211009X |
| 1973-1979 | Fleetwood | Exc. 75 series | 1 | 211009X |
| 1980-1984 | Fleetwood | | 1 | 211009X |
| 1993-1996 | Fleetwood | 3.73 gear ratio; armored body | 1 | 211009X |
| 1963-1964 | Series 75 Fleetwood | | 2 | 211011X |

CHEVROLET

| Year | Model | Note(s) | Figure | Part # |
|-----------|--------------|--|--------|---------|
| 1973-1975 | Bel Air | Exc. wagon; w/ inside snap rings | 1 | 211009X |
| 1987-1991 | Blazer | | 1 | 211009X |
| 1973-1976 | Caprice | Exc. wagon; w/ inside snap rings | 1 | 211009X |
| 1979 | Caprice | | 1 | 211009X |
| 1973-1976 | Impala | Exc. wagon; w/ inside snap rings | 1 | 211009X |
| 1979 | Impala | | 1 | 211009X |
| 1977-1978 | K10 | w/ inside snap rings | 1 | 211009X |
| 1979-1986 | K10 | | 1 | 211009X |
| 1977-1978 | K10 Suburban | 2 joint driveshaft; w/ inside snap rings | 1 | 211009X |
| 1977-1978 | K10 Suburban | 3 joint driveshaft; w/ inside snap rings | 1 | 211009X |
| 1979-1981 | K10 Suburban | 2 joint driveshaft | 1 | 211009X |
| 1979-1981 | K10 Suburban | 3 joint driveshaft | 1 | 211009X |

Note: Individual components not sold separately.

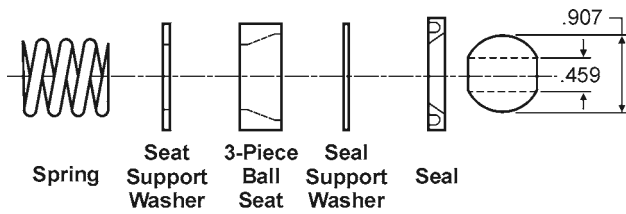


Figure 1

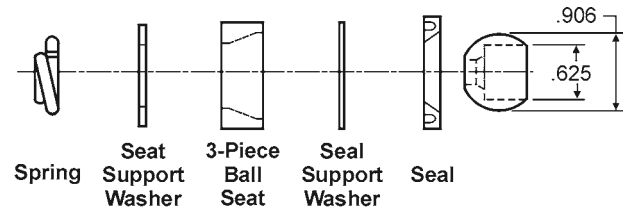


Figure 2

CHEVROLET (CONTINUED)

| Year | Model | Note(s) | Figure | Part # |
|-----------|----------------|---------------------------|--------|---------|
| 1982-1986 | K10 Suburban | | 1 | 211009X |
| 1977-1978 | K20 | w/ inside snap rings | 1 | 211009X |
| 1979-1986 | K20 | | 1 | 211009X |
| 1980-1986 | K30 | 4WD; 2 joint driveshaft | 1 | 211009X |
| 1980-1986 | K30 | 4WD; 3 joint driveshaft | 1 | 211009X |
| 1978 | K5 Blazer | 4WD; w/ inside snap rings | 1 | 211009X |
| 1979-1984 | K5 Blazer | 4WD | 1 | 211009X |
| 1985-1986 | K5 Blazer | | 1 | 211009X |
| 1987 | V10 | | 1 | 211009X |
| 1987-1988 | V10 Suburban | | 1 | 211009X |
| 1989-1991 | V1500 Suburban | | 1 | 211009X |
| 1987-1988 | V20 Suburban | | 1 | 211009X |
| 1989-1991 | V2500 Suburban | | 1 | 211009X |
| 1987-1988 | V30 | 2 joint driveshaft | 1 | 211009X |
| 1987-1988 | V30 | 3 joint driveshaft | 1 | 211009X |
| 1989-1991 | V3500 | 2 joint driveshaft | 1 | 211009X |
| 1989-1990 | V3500 | 3 joint driveshaft | 1 | 211009X |

DODGE

| Year | Model | Note(s) | Figure | Part # |
|-----------|------------|--|--------|---------|
| 1978-1993 | Ramcharger | 4WD | 1 | 211009X |
| 1974-1977 | Ramcharger | 4WD; w/ inside snap rings | 1 | 211009X |
| 1975-1977 | W100 | w/ inside snap rings | 1 | 211009X |
| 1986-1988 | W100 | 2 joint driveshaft | 1 | 211009X |
| 1986-1988 | W100 | 3 joint driveshaft | 1 | 211009X |
| 1989 | W100 | 2 joint driveshaft; w/ 7290 series | 1 | 211009X |
| 1989 | W100 | 3 joint driveshaft; w/ 7290 series | 1 | 211009X |
| 1977 | W150 | w/ inside snap rings | 1 | 211009X |
| 1978-1988 | W150 | 2 joint driveshaft | 1 | 211009X |
| 1978-1988 | W150 | 3 joint driveshaft | 1 | 211009X |
| 1989-1993 | W150 | 2 joint driveshaft; w/ 7290 series | 1 | 211009X |
| 1989-1993 | W150 | 3 joint driveshaft; w/ 7290 series | 1 | 211009X |
| 1975-1977 | W200 | 2 joint driveshaft; w/ inside snap rings | 1 | 211009X |
| 1978-1980 | W200 | 2 joint driveshaft | 1 | 211009X |
| 1978-1980 | W200 | 3 joint driveshaft | 1 | 211009X |
| 1981 | W250 | 2 joint driveshaft | 1 | 211009X |
| 1981 | W250 | 3 joint driveshaft | 1 | 211009X |
| 1982-1988 | W250 | | 1 | 211009X |
| 1989-1993 | W250 | 2 joint driveshaft; w/ 7290 series | 1 | 211009X |
| 1989-1993 | W250 | 3 joint driveshaft; w/ 7290 series | 1 | 211009X |
| 1975-1977 | W300 | 2 joint driveshaft; w/ inside snap rings | 1 | 211009X |
| 1975-1977 | W300 | 3 joint driveshaft; w/ inside snap rings | 1 | 211009X |
| 1978-1980 | W300 | 2 joint driveshaft | 1 | 211009X |
| 1978-1980 | W300 | 3 joint driveshaft | 1 | 211009X |
| 1981-1993 | W350 | 2 joint driveshaft | 1 | 211009X |
| 1981-1993 | W350 | 3 joint driveshaft | 1 | 211009X |

Note: Individual components not sold separately.

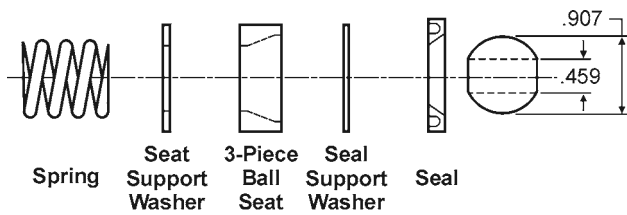


Figure 1

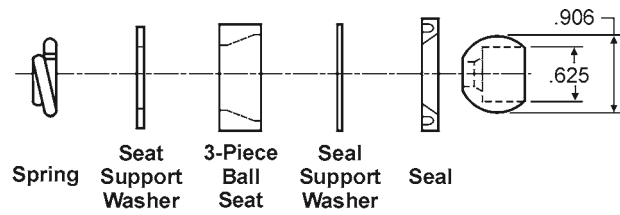


Figure 2

GMC

| Year | Model | Note(s) | Figure | Part # |
|-----------|----------------|--|--------|---------|
| 1978 | Jimmy | 4WD; w/ inside snap rings | 1 | 211009X |
| 1979-1984 | Jimmy | 4WD | 1 | 211009X |
| 1985-1986 | Jimmy | | 1 | 211009X |
| 1977-1978 | K15 | 3 joint driveshaft | 1 | 211009X |
| 1977-1978 | K15 Suburban | 3 joint driveshaft | 1 | 211009X |
| 1979-1981 | K1500 | 2 joint driveshaft; w/ inside snap rings | 1 | 211009X |
| 1979-1981 | K1500 | 3 joint driveshaft; w/ inside snap rings | 1 | 211009X |
| 1982-1986 | K1500 | | 1 | 211009X |
| 1982-1986 | K1500 Suburban | | 1 | 211009X |
| 1979-1981 | K1500 Suburban | w/ inside snap rings | 1 | 211009X |
| 1977-1978 | K25 | 2 joint driveshaft; w/ inside snap rings | 1 | 211009X |
| 1977-1978 | K25 | 3 joint driveshaft; w/ inside snap rings | 1 | 211009X |
| 1979-1981 | K2500 | 2 joint driveshaft | 1 | 211009X |
| 1979-1981 | K2500 | 3 joint driveshaft | 1 | 211009X |
| 1982-1986 | K2500 | | 1 | 211009X |
| 1980-1986 | K3500 | 2 joint driveshaft | 1 | 211009X |
| 1980-1986 | K3500 | 3 joint driveshaft | 1 | 211009X |
| 1987-1991 | V1500 Suburban | | 1 | 211009X |
| 1987-1991 | V3500 | 2 joint driveshaft | 1 | 211009X |
| 1987-1991 | V3500 | 3 joint driveshaft | 1 | 211009X |

LINCOLN

| Year | Model | Note(s) | Figure | Part # |
|-----------|-------------|-------------|--------|---------|
| 1977 | Continental | From 5/1/77 | 1 | 211009X |
| 1978-1979 | Continental | | 1 | 211009X |

OLDSMOBILE

| Year | Model | Note(s) | Figure | Part # |
|-----------|----------|----------------------------|--------|---------|
| 1973-1978 | 98 | Exc. wagon | 1 | 211009X |
| 1979 | 98 | 3 joint driveshaft | 1 | 211009X |
| 1973-1978 | Delta 88 | Royale | 1 | 211009X |
| 1979 | Delta 88 | 3 joint driveshaft; Royale | 1 | 211009X |

PLYMOUTH

| Year | Model | Note(s) | Figure | Part # |
|-----------|-------------|---------------------------|--------|---------|
| 1974-1977 | Trailduster | 4WD; w/ inside snap rings | 1 | 211009X |
| 1978-1981 | Trailduster | 4WD | 1 | 211009X |

PONTIAC

| Year | Model | Note(s) | Figure | Part # |
|-----------|------------|--------------------|--------|---------|
| 1973-1978 | Bonneville | Exc. wagon | 1 | 211009X |
| 1979 | Bonneville | 3 joint driveshaft | 1 | 211009X |
| 1973-1978 | Catalina | Exc. wagon | 1 | 211009X |
| 1979 | Catalina | 3 joint driveshaft | 1 | 211009X |
| 1973-1975 | Grandville | Exc. wagon | 1 | 211009X |

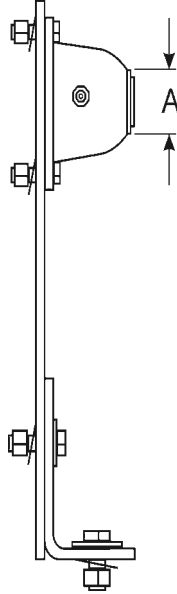
* Part has been discontinued † Part is available until supply is exhausted ‡ Not sold separately

Center Bearings by Bearing ID



| Bearing I.D. | Style | Spicer Part # | Center to Center of Mounting Holes | Bracket Width |
|--------------|-------|---------------|------------------------------------|---------------|
| 0.750 | 1 | 210330-1X* | ~ | ~ |
| 0.875 | 1 | 210330-2X* | ~ | ~ |
| 1.000 | 1 | 210330-4X* | ~ | ~ |
| 1.181 | 7 | 211872-1X | 5.880 | 1.390 |
| 1.181 | 8 | 212165-1X* | 6.890 | 1.570 |
| 1.181 | 8 | 5009385* | 6.890 | 1.570 |
| 1.181 | 8 | 5009385-1 | 6.890 | 1.570 |
| 1.181 | 32 | 211019-1XV | 7.520 | 1.575 |
| 1.181 | 8 | 212166-1X | 6.890 | 1.570 |
| 1.181 | 12 | 5016911 | 5.906 | 2.244 |
| 1.181 | 9 | 212244-1X | 3.937 | ~ |
| 1.181 | 10 | 210527X | 1.500 | 3.000 |
| 1.181 | 10 | 210527XV | 1.500 | 3.000 |
| 1.181 | 11 | 211590-1X | 5.880 | 1.310 |
| 1.181 | 12 | 5002007 | 5.906 | 2.244 |
| 1.181 | 12 | 5002334 | 5.906 | 2.362 |
| 1.181 | 2 | 212187-1X | 3.700 | 1.181 |
| 1.181 | 3 | 211406X* | ~ | ~ |
| 1.181 | 3 | 211514X | ~ | ~ |
| 1.181 | 4 | 211502X* | ~ | ~ |
| 1.181 | 5 | 211589-1X* | 3.700 | ~ |
| 1.181 | 6 | 211750-1X | 5.910 | ~ |
| 1.181 | 35 | 211020-1XV | 7.346 | 1.898 |
| 1.250 | 1 | 210330-6X† | ~ | ~ |
| 1.259 | 12 | 211571X* | 5.880 | 1.420 |
| 1.260 | 11 | 211431X* | 5.880 | 1.450 |
| 1.375 | 14 | 5001874 | 6.625 | ~ |
| 1.375 | 33 | 211015-1XV | 6.622 | 1.472 |
| 1.378 | 15 | 210088-1XV | 6.620 | 1.520 |
| 1.378 | 11 | 211175X | 6.620 | 1.520 |
| 1.378 | 11 | 211175XV | 6.620 | 1.520 |
| 1.378 | 11 | 211193X† | 6.620 | 1.726 |
| 1.378 | 11 | 211819-1X* | 6.620 | 1.520 |
| 1.378 | 13 | 211985X* | 6.620 | 1.520 |
| 1.378 | 14 | 212088-1X* | 6.625 | ~ |
| 1.378 | 15 | 5015387 | 6.620 | 1.520 |
| 1.378 | 15 | 210088-1X | 6.620 | 1.520 |
| 1.378 | 15 | 210090-1X | 6.620 | 1.520 |
| 1.375 | 15 | 211275X† | 6.620 | 1.520 |
| 1.378 | 15 | 210367-1X | 6.620 | 1.520 |
| 1.378 | 15 | 210370-1X | 6.620 | 1.520 |
| 1.378 | 15 | 211212X | 6.620 | 1.520 |
| 1.378 | 15 | 211415X | 6.620 | 1.520 |
| 1.378 | 14 | 211018-1XV | 6.625 | 1.472 |
| 1.574 | 11 | 211499X | 6.620 | 1.520 |
| 1.574 | 11 | 211500X | 6.620 | 1.726 |
| 1.574 | 11 | 211748-3X* | 6.620 | 1.520 |
| 1.574 | 11 | 212053-1X | 6.620 | 1.520 |
| 1.574 | 12 | 5017406 | 6.622 | 1.586 |
| 1.574 | 13 | 5003684 | 6.620 | 1.520 |
| 1.574 | 13 | 5017283 | 6.620 | 1.520 |
| 1.574 | 15 | 210866-1X | 6.620 | 1.520 |
| 1.574 | 15 | 210866-1XV | 6.620 | 1.520 |
| 1.574 | 15 | 210873-1X | 6.620 | 1.520 |
| 1.574 | 15 | 211260X | 6.620 | 1.520 |
| 1.574 | 15 | 5008025* | 6.620 | 1.520 |
| 1.574 | 15 | 211359X | 6.620 | 1.520 |
| 1.574 | 15 | 211379X | 6.620 | 1.520 |
| 1.574 | 15 | 211735-3X | 6.620 | 1.520 |
| 1.574 | 15 | 211793-1X | 6.620 | 1.520 |
| 1.574 | 15 | 212093-1XV | 6.620 | 1.520 |
| 1.574 | 16 | 211848-1X | 3.380 | 1.500 |
| 1.574 | 16 | 211848-1XV | 3.380 | 1.500 |
| 1.574 | 16 | 211963-1X | 3.380 | 1.500 |

| Bearing I.D. | Style | Spicer Part # | Center to Center of Mounting Holes | Bracket Width |
|--------------|-------|---------------|------------------------------------|---------------|
| 1.574 | 17 | 212028-1X | 6.620 | 1.520 |
| 1.574 | 18 | 212032-1X | 6.620 | 1.520 |
| 1.574 | 19 | 5002103 | 6.693 | 1.520 |
| 1.574 | 19 | 5016003 | 6.693 | 1.520 |
| 1.574 | 19 | 212030-1X | 6.620 | 1.520 |
| 1.574 | 19 | 212030-1XV | 6.620 | 1.520 |
| 1.574 | 19 | 212031-1X | 6.620 | 1.520 |
| 1.574 | 19 | 212031X* | 6.620 | 1.520 |
| 1.574 | 19 | 212258-1X | 6.700 | 1.520 |
| 1.574 | 19 | 212276-1X | 6.620 | 1.520 |
| 1.574 | 20 | 210140-1X* | 6.620 | 2.000 |
| 1.574 | 20 | 210144-1X* | 6.620 | 2.000 |
| 1.574 | 20 | 210391-1X | 6.620 | 2.000 |
| 1.574 | 20 | 210391-1XV | 6.620 | 2.000 |
| 1.574 | 20 | 211098-1X† | 6.620 | 2.000 |
| 1.574 | 20 | 210433-1X | 6.620 | 2.000 |
| 1.574 | 20 | 210433-1XV | 6.620 | 2.000 |
| 1.574 | 20 | 211037-1X | 6.620 | 2.000 |
| 1.574 | 20 | 211605-1X | 6.620 | 2.030 |
| 1.574 | 27 | 5017405 | 6.622 | 0.992 |
| 1.574 | 27 | 5009792* | 6.622 | 0.992 |
| 1.574 | 27 | 5017404* | 6.622 | 0.992 |
| 1.574 | 27 | 5017407 | 6.622 | 0.992 |
| 1.574 | 27 | 5017410 | 6.622 | 0.992 |
| 1.574 | 27 | 5017950 | 6.622 | 0.992 |
| 1.574 | 27 | 5012704-1X | 6.622 | 0.992 |
| 1.574 | 28 | 212144-1X | 6.620 | 1.520 |
| 1.574 | 7 | 10001752 | 6.533 | 2.850 |
| 1.574 | 20 | 210979X* | 6.620 | 2.000 |
| 1.574 | 14 | 211016-1XV | 6.625 | 1.472 |
| 1.750 | 21 | 211304X* | ~ | ~ |
| 1.771 | 20 | 210084-2X | 7.620 | 2.250 |
| 1.771 | 20 | 210084-2XV | 7.620 | 2.250 |
| 1.771 | 20 | 210207-1X | 7.620 | 2.250 |
| 1.771 | 20 | 210207-1XV | 7.620 | 2.250 |
| 1.771 | 20 | 210969-1X | 7.620 | 2.250 |
| 1.771 | 20 | 211172-1X | 7.620 | 2.250 |
| 1.771 | 22 | 212134-1X | 7.622 | 2.250 |
| 1.771 | 22 | 212135-1X | 7.622 | 2.689 |
| 1.771 | 22 | 212261-1X | 7.622 | 2.250 |
| 1.771 | 23 | 212145-1X | 7.620 | 2.250 |
| 1.772 | 34 | 211017-1XV | 6.638 | 2.038 |
| 1.968 | 20 | 210881-1X | 7.620 | 2.250 |
| 1.968 | 20 | 211625-1X | 7.620 | 2.250 |
| 1.968 | 22 | 212142-1X | 7.620 | 2.250 |
| 1.968 | 23 | 212153-1X* | 7.620 | 2.250 |
| 1.968 | 24 | 212156-1X | 7.620 | 2.250 |
| 1.968 | 20 | 210121-1X | 7.620 | 2.250 |
| 1.968 | 20 | 210121-1XV | 7.620 | 2.250 |
| 1.968 | 20 | 210323-1X | 7.620 | 2.250 |
| 2.000 | 29 | 612824000 | 7.250 | 5.000 |
| 2.362 | 25 | 5003323 | 8.622 | 2.917 |
| 2.362 | 25 | 5003326 | 8.622 | 2.917 |
| 2.362 | 25 | 5003628 | 8.622 | 2.917 |
| 2.362 | 26 | 210661-1X* | 8.620 | 2.530 |
| 2.362 | 26 | 210661-1XV | 8.620 | 2.530 |
| 2.362 | 26 | 210875-1X* | 8.620 | 2.530 |
| 2.362 | 26 | 210989-1X* | 8.620 | 2.530 |
| 2.362 | 26 | 212066-1X* | 8.620 | 2.530 |
| 2.362 | 26 | 210875-1XV | 8.620 | 2.530 |
| 2.437 | 30 | 232373 | 7.385 | 2.380 |
| 2.559 | 31 | 212265X | 5.125 | 3.860 |
| 2.756 | 25 | 5019571† | 8.622 | 2.917 |
| 2.756 | 25 | 350CB0001X | 8.622 | 2.917 |
| 1.574 | 7 | 5023815 | 6.533 | 2.850 |



STYLE 1

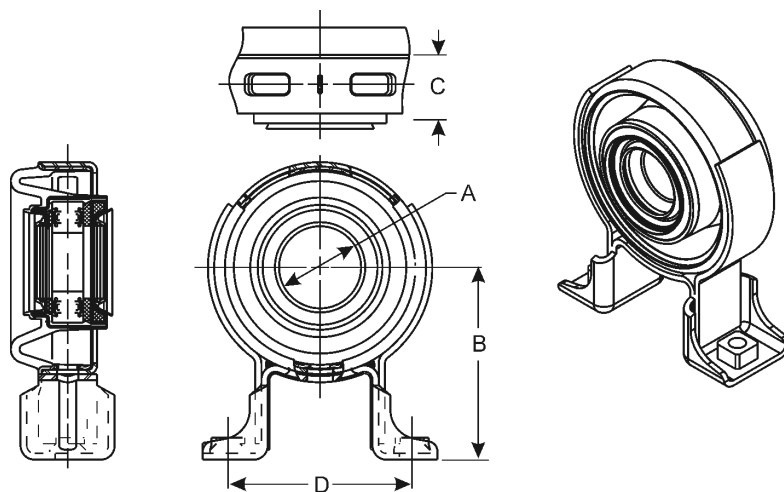
Parts not sold separately—shown for informational purposes only.

| Center Bearing Assembly Part # | B Centerline to Mounting Surface | C Bracket Width | Center Bearing Major Parts | | | Front Slinger Part # | Rear Slinger Part # | Retainers | | Notes |
|--------------------------------|-------------------------------------|--------------------|----------------------------|-----------------------|-------------------------------|----------------------|---------------------|-----------|-----|---|
| | | | Bracket Part # | Rubber Cushion Part # | Bearing and Retainer Assembly | | | Bottom | Top | |
| A = 0.750 Bearing I.D. | | | | | | | | | | |
| 210330-1X* | Max. 8" | ~ | 230512 | ~ | 230514-1 | ~ | ~ | ~ | ~ | PTO adjustable bearing hanger, variable centerline to mounting surface, max. 8" |
| | | | 230513 | | | | | | | |
| A = 0.875 Bearing I.D. | | | | | | | | | | |
| 210330-2X* | Max. 8" | ~ | 230512 | ~ | 230514-2 | ~ | ~ | ~ | ~ | PTO adjustable bearing hanger, variable centerline to mounting surface, max. 8" |
| | | | 230513 | | | | | | | |
| A = 1.000 Bearing I.D. | | | | | | | | | | |
| 210330-4X* | Max. 8" | ~ | 230512 | ~ | 230514-4 | ~ | ~ | ~ | ~ | PTO adjustable bearing hanger, variable centerline to mounting surface, max. 8" |
| | | | 230513 | | | | | | | |
| A = 1.250 Bearing I.D. | | | | | | | | | | |
| 210330-6X† | Max. 8" | ~ | 230512 | ~ | 230514-6 | ~ | ~ | ~ | ~ | PTO adjustable bearing hanger, variable centerline to mounting surface, max. 8" |
| | | | 230513 | | | | | | | |

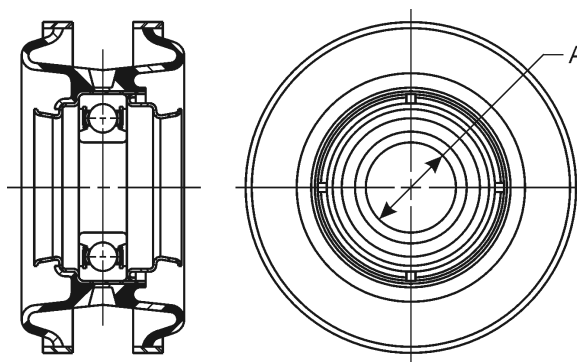


IMPORTANT: See Safety Information in General Information Section.

* Part has been discontinued † Part is available until supply is exhausted ‡ Not sold separately



| Center Bearing Assembly Part # | | B Centerline to Mounting Surface | C Bracket Width | Center Bearing Major Parts | | | Front Slinger Part # | Rear Slinger Part # | Retainers | | Notes |
|--------------------------------|--|-------------------------------------|--------------------|--|-----------------------|-------------------------------|----------------------|---------------------|-----------|-----|------------------------------|
| | | | | Bracket Part # | Rubber Cushion Part # | Bearing and Retainer Assembly | | | Bottom | Top | |
| A = 1.181 Bearing I.D. | | | D = 3.700 | Bolt Hole/Stud Size = M12 X 1.75TH (nut) | | | | | | | |
| 212187-1X | | 3.976 | 1.181 | ~ | ~ | ~ | ~ | ~ | ~ | ~ | (2) nuts attached to bracket |

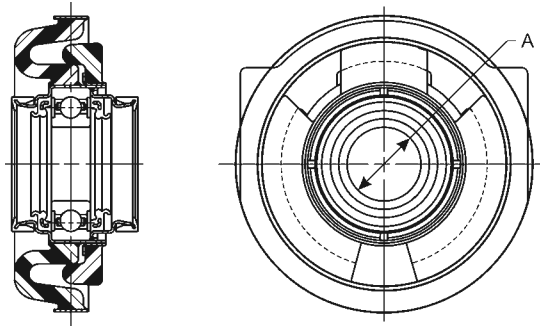


| Center Bearing Assembly Part # | | B Centerline to Mounting Surface | C Bracket Width | Center Bearing Major Parts | | | Front Slinger Part # | Rear Slinger Part # | Retainers | | Notes |
|--------------------------------|--|-------------------------------------|--------------------|----------------------------|-----------------------|-------------------------------|----------------------|---------------------|-----------|-----|--|
| | | | | Bracket Part # | Rubber Cushion Part # | Bearing and Retainer Assembly | | | Bottom | Top | |
| A = 1.181 Bearing I.D. | | | | | | | | | | | |
| 211406X* | | ~ | ~ | ~ | 231653 | 580914-2 | 231563 | ~ | ~ | ~ | 211406X was replaced by 211514X |
| 211514X | | ~ | ~ | ~ | 231653 | 580914-2 | 231563 | ~ | ~ | ~ | Has the 211406X included, with washer 230123-12 and nut 231781 |



IMPORTANT: See Safety Information in General Information Section.

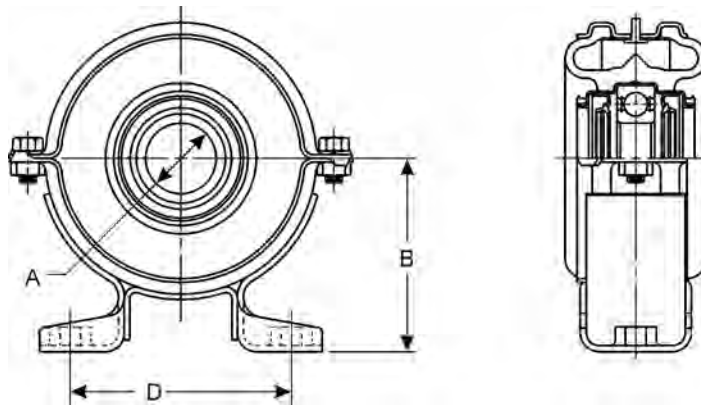
* Part has been discontinued † Part is available until supply is exhausted ‡ Not sold separately



STYLE 4

Parts not sold separately—shown for informational purposes only.

| Center Bearing Assembly Part # | B Centerline to Mounting Surface | C Bracket Width | Center Bearing Major Parts | | | Front Slinger Part # | Rear Slinger Part # | Retainers | | Notes |
|--------------------------------|-------------------------------------|--------------------|----------------------------|-----------------------|-------------------------------|----------------------|---------------------|-----------|-----|-----------------------------|
| | | | Bracket Part # | Rubber Cushion Part # | Bearing and Retainer Assembly | | | Bottom | Top | |
| A = 1.181 Bearing I.D. | | | | | | | | | | |
| 211502X* | ~ | ~ | ~ | 231855 | 580914-3 | ~ | 231563 | ~ | ~ | No bracket, dust cap 231811 |



STYLE 5

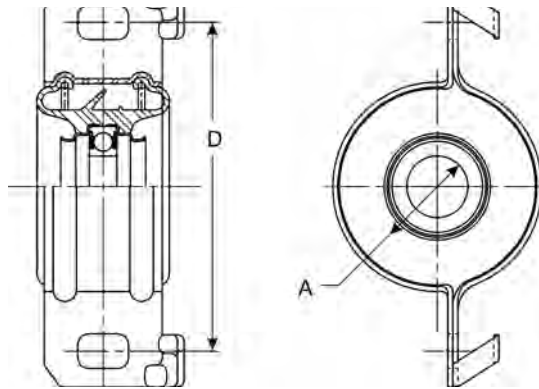
Parts not sold separately—shown for informational purposes only.

| Center Bearing Assembly Part # | B Centerline to Mounting Surface | C Bracket Width | Center Bearing Major Parts | | | Front Slinger Part # | Rear Slinger Part # | Retainers | | Notes |
|---|-------------------------------------|--------------------|----------------------------|-----------------------|-------------------------------|----------------------|---------------------|-----------|-----|------------------------------|
| | | | Bracket Part # | Rubber Cushion Part # | Bearing and Retainer Assembly | | | Bottom | Top | |
| A = 1.181 Bearing I.D. D = 3.700 Threaded Hole | | | | | | | | | | |
| 211589-1X* | 3.230 | ~ | ~ | ~ | ~ | ~ | ~ | ~ | ~ | (2) nuts attached to bracket |

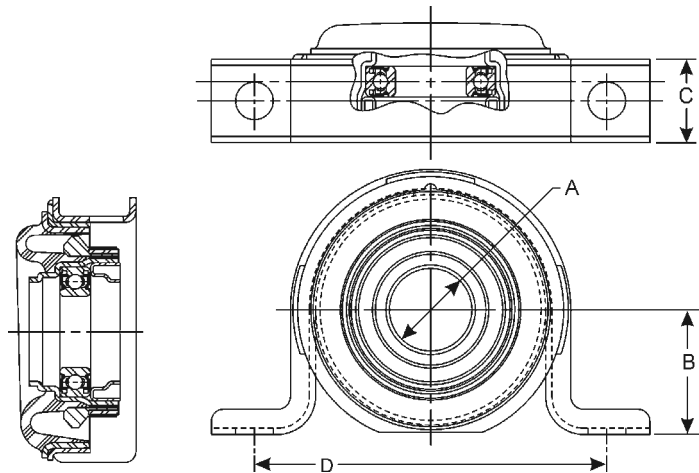


IMPORTANT: See Safety Information in General Information Section.

* Part has been discontinued † Part is available until supply is exhausted ‡ Not sold separately



| STYLE 6 | | | | | | | | | | |
|--|--------------------------------|---------------|----------------------------|-----------------------|-------------------------------|----------------------|---------------------|-----------|-----|-------|
| Parts not sold separately—shown for informational purposes only. | | | | | | | | | | |
| Center Bearing Assembly Part # | B | C | Center Bearing Major Parts | | | Front Slinger Part # | Rear Slinger Part # | Retainers | | Notes |
| | Centerline to Mounting Surface | Bracket Width | Bracket Part # | Rubber Cushion Part # | Bearing and Retainer Assembly | | | Bottom | Top | |
| | A = 1.181 Bearing I.D. | D = 5.910 | | | | | | | | |
| 211750-1X | ~ | ~ | ~ | ~ | ~ | ~ | ~ | ~ | ~ | |

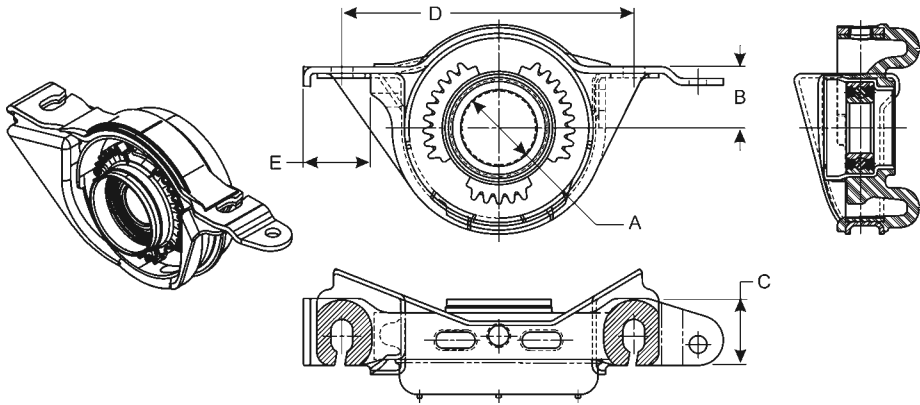


| STYLE 7 | | | | | | | | | | |
|--|--------------------------------|---------------|---|-----------------------|-------------------------------|----------------------|---------------------|-----------|-----|----------------------|
| Parts not sold separately—shown for informational purposes only. | | | | | | | | | | |
| Center Bearing Assembly Part # | B | C | Center Bearing Major Parts | | | Front Slinger Part # | Rear Slinger Part # | Retainers | | Notes |
| | Centerline to Mounting Surface | Bracket Width | Bracket Part # | Rubber Cushion Part # | Bearing and Retainer Assembly | | | Bottom | Top | |
| | A = 1.181 Bearing I.D. | D = 5.880 | Bolt Hole/Stud Size = 0.630 (H) | | | | | | | |
| 211872-1X | 2.080 | 1.390 | 211976X | 211983X | 580921 | ~ | ~ | ~ | ~ | 232520 retainer lock |
| | A = 1.574 Bearing I.D. | D = 6.533 | Bolt Hole/Stud Size = 0.504 x 0.661 (H) | | | | | | | |
| 10001752 | 2.752 | 2.850 | ~ | ~ | ~ | ~ | ~ | ~ | ~ | 10017996 boot can |
| 5023815 | 2.752 | 2.850 | ~ | ~ | ~ | ~ | ~ | ~ | ~ | |



IMPORTANT: See Safety Information in General Information Section.

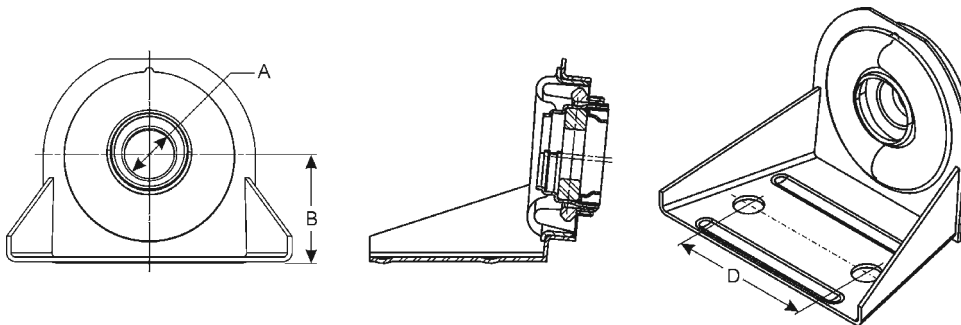
* Part has been discontinued † Part is available until supply is exhausted ‡ Not sold separately



STYLE 8

Parts not sold separately—shown for informational purposes only.

| Center Bearing Assembly Part # | B Centerline to Mounting Surface | C Bracket Width | Center Bearing Major Parts | | | Front Slinger Part # | Rear Slinger Part # | Retainers | | Notes |
|--|-------------------------------------|--------------------|----------------------------|-----------------------|-------------------------------|----------------------|---------------------|-----------|-----|--|
| | | | Bracket Part # | Rubber Cushion Part # | Bearing and Retainer Assembly | | | Bottom | Top | |
| A = 1.181 Bearing I.D. D = 6.890 Bolt Hole/Stud Size = 0.787 X 0.512 (H) | | | | | | | | | | |
| 212166-1X | 1.440 | 1.570 | ~ | 212164X | 580931 | ~ | ~ | ~ | ~ | E = 1.693 |
| 212165-1X* | 1.440 | 1.570 | ~ | 212163X | 580931 | ~ | ~ | ~ | ~ | E = 2.087; 212165-1X was replaced by 5009385-1 |
| 5009385* | 1.440 | 1.570 | ~ | 5009383 | 580931 | ~ | ~ | ~ | ~ | E = 2.087; 5009385 was replaced by 5009385-1 |
| 5009385-1 | 1.440 | 1.570 | ~ | 5009383 | 580931 | ~ | ~ | ~ | ~ | E = 2.087 |



STYLE 9

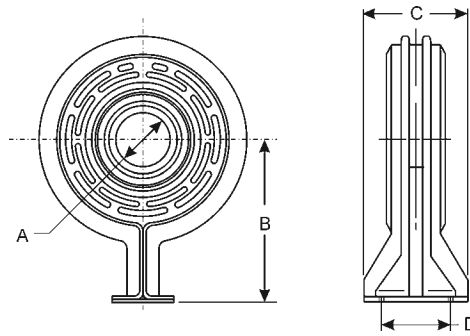
Parts not sold separately—shown for informational purposes only.

| Center Bearing Assembly Part # | B Centerline to Mounting Surface | C Bracket Width | Center Bearing Major Parts | | | Front Slinger Part # | Rear Slinger Part # | Retainers | | Notes |
|--|-------------------------------------|--------------------|----------------------------|-----------------------|-------------------------------|----------------------|---------------------|-----------|-----|-------|
| | | | Bracket Part # | Rubber Cushion Part # | Bearing and Retainer Assembly | | | Bottom | Top | |
| A = 1.181 Bearing I.D. D = 3.937 Bolt Hole/Stud Size = 0.750 (H) | | | | | | | | | | |
| 212244-1X | 2.480 | ~ | 233031 | 211983X | 580921-1 | ~ | ~ | 232520 | ~ | |



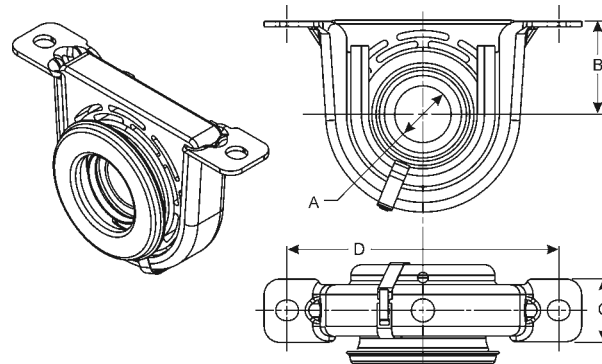
IMPORTANT: See Safety Information in General Information Section.

* Part has been discontinued † Part is available until supply is exhausted ‡ Not sold separately



STYLE 10

| Center Bearing Assembly Part # | B Centerline to Mounting Surface | C Bracket Width | Center Bearing Major Parts | | | | | | Retainers | | Notes |
|--------------------------------|-------------------------------------|------------------------------|----------------------------|-----------------------|-------------------------------|----------------------|---------------------|--------|-----------|--|-------|
| | | | Bracket Part # | Rubber Cushion Part # | Bearing and Retainer Assembly | Front Slinger Part # | Rear Slinger Part # | Bottom | Top | | |
| | | | | | | | | | | Parts not sold separately—shown for informational purposes only. | |
| A = 1.181 Bearing I.D. | | D = 1.500 (2) Threaded Holes | | | | | | | | | |
| 210527X | 3.560 | 3.000 | 210580X | 550735 | 230318 | ~ | ~ | ~ | ~ | | |
| 210527XV | 3.560 | 3.000 | ~ | ~ | ~ | ~ | ~ | ~ | ~ | SVL by Dana | |



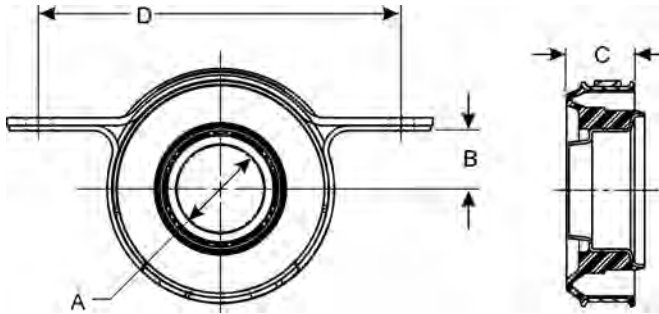
STYLE 11

| Center Bearing Assembly Part # | B Centerline to Mounting Surface | C Bracket Width | Center Bearing Major Parts | | | | | | Retainers | | Notes |
|--------------------------------|-------------------------------------|--------------------|----------------------------|---------------------------------|-------------------------------|----------------------|---------------------|----------|-----------|--|-------|
| | | | Bracket Part # | Rubber Cushion Part # | Bearing and Retainer Assembly | Front Slinger Part # | Rear Slinger Part # | Bottom | Top | | |
| | | | | | | | | | | Parts not sold separately—shown for informational purposes only. | |
| A = 1.181 Bearing I.D. | | D = 5.880 | | Bolt Hole/Stud Size = 0.630 (H) | | | | | | | |
| 211590-1X | 1.310 | 1.310 | 5007512 | 231695 | 211554X | 231696 | ~ | 3-95-139 | ~ | | |
| A = 1.260 Bearing I.D. | | D = 5.880 | | Bolt Hole/Stud Size = 0.630 (H) | | | | | | | |
| 211431X* | 1.940 | 1.450 | 231694 | 231695 | 211409-1X | 231696 | ~ | 3-95-139 | ~ | | |
| A = 1.378 Bearing I.D. | | D = 6.620 | | Bolt Hole/Stud Size = 0.560 (H) | | | | | | | |
| 211175X | 2.250 | 1.520 | 231285 | 231212 | 210086X | 231286 | 231256 | 3-95-99 | ~ | | |
| 211175XV | 2.250 | 1.520 | ~ | ~ | ~ | 231286 | 231256 | 3-95-99 | ~ | SVL by Dana | |
| 211193X† | 2.250 | 1.520 | 231285 | 231212 | 210086X | ~ | ~ | 3-95-99 | ~ | Not sold separately, use 211175X | |
| 211819-1X* | 2.250 | 1.520 | 231285 | 232181 | 210086-3X | 231286 | 231256 | 3-95-99 | ~ | | |
| A = 1.574 Bearing I.D. | | D = 6.620 | | Bolt Hole/Stud Size = 0.560 (H) | | | | | | | |
| 211499X | 2.250 | 1.520 | 231285 | 231212 | 210865-1X | 231286 | 231834 | 3-95-99 | ~ | | |
| 211500X | 2.250 | 1.726 | 231285 | 231212 | 210865-1X | ~ | ~ | 3-95-99 | ~ | | |
| 211748-3X* | 2.250 | 1.520 | 231285 | 232181 | 210865-1X | 231286 | 231834 | 3-95-99 | ~ | | |
| 212053-1X | 2.250 | 1.520 | 231285 | 231212 | 210865-1X | 231286 | ~ | 3-95-99 | ~ | | |



IMPORTANT: See Safety Information in General Information Section.

* Part has been discontinued † Part is available until supply is exhausted ‡ Not sold separately



STYLE 12

Parts not sold separately—shown for informational purposes only.

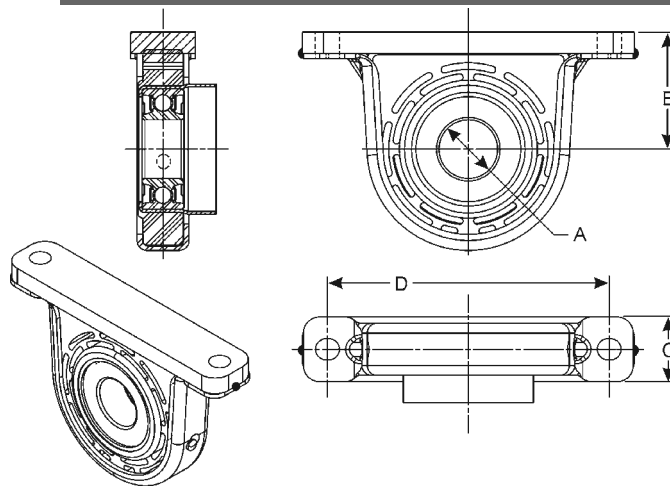
| Center Bearing Assembly Part # | B Centerline to Mounting Surface | C Bracket Width | Center Bearing Major Parts | | | Front Slinger Part # | Rear Slinger Part # | Retainers | | Notes |
|--------------------------------|-------------------------------------|--------------------|---|-----------------------|-------------------------------|----------------------|---------------------|-----------|-----|-------|
| | | | Bracket Part # | Rubber Cushion Part # | Bearing and Retainer Assembly | | | Bottom | Top | |
| | A = 1.181 Bearing I.D. | D = 5.906 | Bolt Hole/Stud Size = 1.201 X 0.551 (H) | | | | | | | |
| 5002007 | 0.244 | 2.244 | ~ | ~ | ~ | ~ | ~ | ~ | ~ | |
| | A = 1.181 Bearing I.D. | D = 5.906 | Bolt Hole/Stud Size = 1.201 X 0.539 (H) | | | | | | | |
| 5002334 | 0.244 | 2.362 | ~ | ~ | ~ | ~ | ~ | ~ | ~ | |
| | A = 1.181 Bearing I.D. | D = 5.906 | Bolt Hole/Stud Size = 1.732 x 0.551 (H) | | | | | | | |
| 5016911 | 1.136 | 2.244 | ~ | ~ | ~ | ~ | ~ | ~ | ~ | |
| | A = 1.259 Bearing I.D. | D = 5.880 | Bolt Hole/Stud Size = 0.500 (H) | | | | | | | |
| 211571X* | 1.690 | 1.420 | 211478-1X | 580917 | 231000 | 231596 | ~ | ~ | ~ | |
| | A = 1.574 Bearing I.D. | D = 6.622 | Bolt Hole/Stud Size = 0.503 X 0.559 (H) | | | | | | | |
| 5017406 | 1.472 | 1.586 | 5014397 | ~ | 5016002 | ~ | 231000 | ~ | ~ | |



IMPORTANT: See Safety Information in General Information Section.

* Part has been discontinued † Part is available until supply is exhausted ‡ Not sold separately

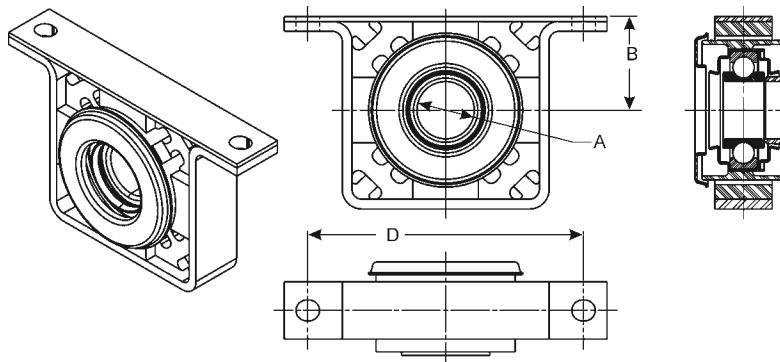
Center Bearing Detail



STYLE 13

Parts not sold separately—shown for informational purposes only.

| Center Bearing Assembly Part # | B Centerline to Mounting Surface | C Bracket Width | Center Bearing Major Parts | | | Front Slinger Part # | Rear Slinger Part # | Retainers | | Notes |
|--------------------------------|-------------------------------------|--------------------|----------------------------|-----------------------|-------------------------------|---|---------------------|-----------|-----|--|
| | | | Bracket Part # | Rubber Cushion Part # | Bearing and Retainer Assembly | | | Bottom | Top | |
| A = 1.378 Bearing I.D. | | | D = 6.620 | | | Bolt Hole/Stud Size = 0.560 (H) | | | | |
| 211985X* | 2.750 | 1.520 | 231247 | 232615 | 580923 | ~ | ~ | ~ | ~ | Restricted to Ford; has a 1/2" spacer attached to bracket, rubber cushion w/canister |
| A = 1.574 Bearing I.D. | | | D = 6.620 | | | Bolt Hole/Stud Size = 0.560 (H) | | | | |
| 5003684 | 2.750 | 1.520 | 231247 | 212027X | 580924 | ~ | ~ | ~ | ~ | Has a 1/2" spacer attached to bracket, rubber cushion w/canister; less boot can |
| A = 1.574 Bearing I.D. | | | D = 6.620 | | | Bolt Hole/Stud Size = 0.503 X 0.559 (H) | | | | |
| 5017283 | 2.750 | 1.520 | 231247 | 212027X | 5016002 | ~ | 231000 | ~ | ~ | Has a 1/2" spacer attached to bracket |



STYLE 14

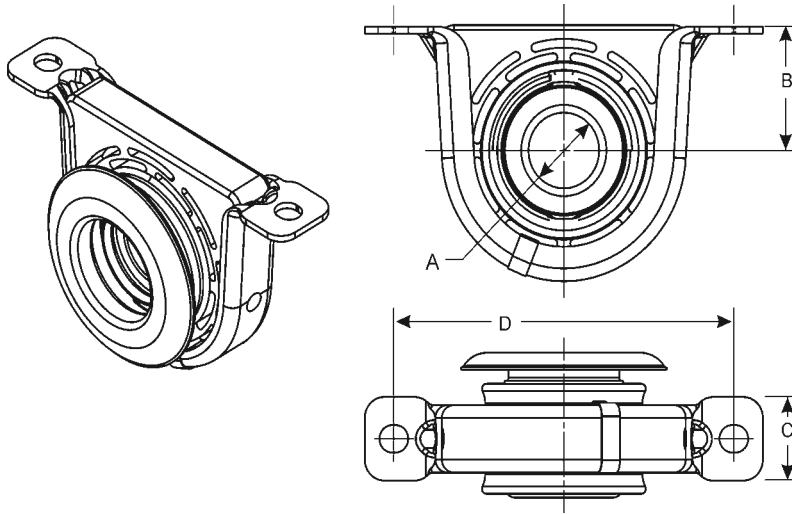
Parts not sold separately—shown for informational purposes only.

| Center Bearing Assembly Part # | B Centerline to Mounting Surface | C Bracket Width | Center Bearing Major Parts | | | Front Slinger Part # | Rear Slinger Part # | Retainers | | Notes |
|--------------------------------|-------------------------------------|--------------------|----------------------------|-----------------------|-------------------------------|---|---------------------|-----------|-----|-----------------------------|
| | | | Bracket Part # | Rubber Cushion Part # | Bearing and Retainer Assembly | | | Bottom | Top | |
| A = 1.378 Bearing I.D. | | | D = 6.625 | | | Bolt Hole/Stud Size = 0.560 (H) | | | | |
| 212088-1X* | 2.250 | ~ | 212087X | 231286 | 231256 | ~ | ~ | ~ | ~ | Square bracket w/thin plate |
| A = 1.378 Bearing I.D. | | | D = 6.625 | | | Bolt Hole/Stud Size = 0.512 x 0.570 (H) | | | | |
| 211018-1XV | 2.252 | 1.472 | ~ | ~ | ~ | ~ | ~ | ~ | ~ | |
| A = 1.375 Bearing I.D. | | | D = 6.625 | | | Bolt Hole/Stud Size = 1.142 X 0.503 (H) | | | | |
| 5001874 | 2.250 | ~ | ~ | ~ | ~ | 231286 | 231256 | ~ | ~ | Square bracket w/thin plate |
| A = 1.574 Bearing I.D. | | | D = 6.625 | | | Bolt Hole/Stud Size = 0.512 x 0.570 (H) | | | | |
| 211016-1XV | 2.252 | 1.472 | ~ | ~ | ~ | ~ | ~ | ~ | ~ | |



IMPORTANT: See Safety Information in General Information Section.

* Part has been discontinued † Part is available until supply is exhausted ‡ Not sold separately



STYLE 15

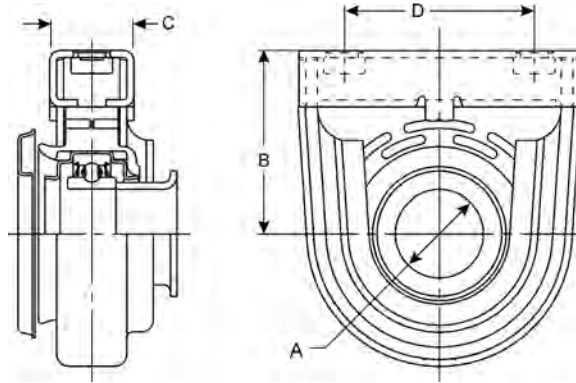
Parts not sold separately—shown for informational purposes only.

| Center Bearing Assembly Part # | B Centerline to Mounting Surface | C Bracket Width | Center Bearing Major Parts | | | Front Slinger Part # | Rear Slinger Part # | Retainers | | Notes |
|--|-------------------------------------|--------------------|----------------------------|-----------------------|-------------------------------|----------------------|---------------------|-----------|----------|---|
| | | | Bracket Part # | Rubber Cushion Part # | Bearing and Retainer Assembly | | | Bottom | Top | |
| A = 1.378 Bearing I.D. D = 6.620 Bolt Hole/Stud Size = 0.503 X 0.559 (H) | | | | | | | | | | |
| 5015387 | 2.250 | 1.520 | 231247 | 232165 | 210086X | 230118 | 230118 | ~ | 3-95-139 | |
| A = 1.378 Bearing I.D. D = 6.620 Bolt Hole/Stud Size = 0.560 (H) | | | | | | | | | | |
| 210088-1X | 2.250 | 1.520 | 231247 | 230119-1 | 210086X | 230118 | 230121 | 3-95-139 | ~ | |
| 210090-1X | 2.250 | 1.520 | 231247 | 230119-1 | 210086X | 230118 | 230118 | 3-95-139 | ~ | |
| 211212X | 2.250 | 1.520 | 231247 | 230119-1 | 210086X | ~ | ~ | 3-95-139 | ~ | |
| 211275X† | 2.250 | 1.520 | 231247 | 230119-1 | 210086X | ~ | ~ | 3-95-139 | ~ | Not sold separately, use 210367-1X or 210370-1X |
| 210367-1X | 2.250 | 1.520 | 231247 | 230119-1 | 210228X | 230982 | 98-1473 | 3-95-139 | ~ | |
| 210370-1X | 2.250 | 1.520 | 231247 | 230119-1 | 210228X | 230982 | 230104 | 3-95-139 | ~ | Has 98-1473 shield |
| 211415X | 2.250 | 1.520 | 231247 | 231709 | 211414X | 231286 | 230121 | 3-95-139 | ~ | |
| 210088-1XV | 2.250 | 1.520 | ~ | ~ | ~ | ~ | ~ | ~ | ~ | |
| A = 1.574 Bearing I.D. D = 6.620 Bolt Hole/Stud Size = 0.560 (H) | | | | | | | | | | |
| 210866-1X | 2.250 | 1.520 | 231247 | 230119-1 | 210865-1X | 231004 | 231000 | 3-95-139 | ~ | |
| 210866-1XV | 2.250 | 1.520 | ~ | ~ | ~ | 231004 | 231000 | 3-95-139 | ~ | SVL by Dana |
| 210873-1X | 2.250 | 1.520 | 231247 | 230119-1 | 210865-1X | 231004 | 231004 | 3-95-139 | ~ | |
| 211260X | 2.250 | 1.520 | 231247 | 230119-1 | 210865-1X | ~ | ~ | 3-95-139 | ~ | |
| 5008025* | 2.250 | 1.520 | 231247 | 231212 | 210865-1X | ~ | 231000 | 3-95-139 | ~ | 5008025 was replaced by 211359X |
| 211359X | 2.250 | 1.520 | 231247 | 231212 | 210865-1X | 231286 | 231000 | 3-95-139 | ~ | |
| 211379X | 2.250 | 1.520 | 231247 | 231212 | 210865-1X | ~ | ~ | 3-95-139 | ~ | |
| 211735-3X | 2.250 | 1.520 | 231247 | 232165 | 210865-1X | 231286 | 231000 | 3-95-139 | ~ | |
| 211793-1X | 2.250 | 1.520 | 231247 | 230119-1 | 210865-1X | 231286 | 231000 | 3-95-139 | ~ | |
| 211793-1XV | 2.250 | 1.520 | ~ | ~ | ~ | 231286 | 231000 | ~ | ~ | |
| 212093-1XV | 2.250 | 1.520 | ~ | ~ | ~ | ~ | ~ | ~ | ~ | SVL by Dana |



IMPORTANT: See Safety Information in General Information Section.

* Part has been discontinued † Part is available until supply is exhausted ‡ Not sold separately



STYLE 16

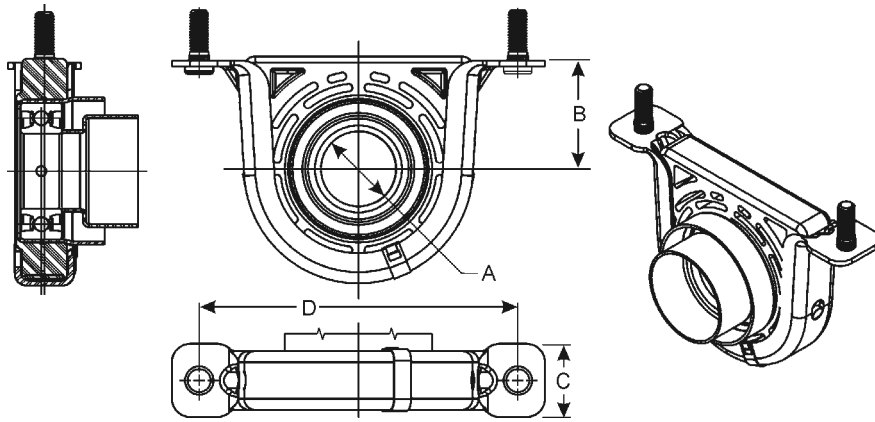
Parts not sold separately—shown for informational purposes only.

| Center Bearing Assembly Part # | B Centerline to Mounting Surface | C Bracket Width | Center Bearing Major Parts | | | Front Slinger Part # | Rear Slinger Part # | Retainers | | Notes |
|--------------------------------|-------------------------------------|--------------------|----------------------------|--|-------------------------------|----------------------|---------------------|-----------|-----|----------------------------------|
| | | | Bracket Part # | Rubber Cushion Part # | Bearing and Retainer Assembly | | | Bottom | Top | |
| A = 1.574 Bearing I.D. | | D = 3.380 | | Bolt Hole/Stud Size = 0.437 X 14TH (nut) | | | | | | |
| 211848-1X | 3.250 | 1.500 | 232465 | 231212 | 210865-1X | 231286 | 232662 | ~ | ~ | Nuts are incorporated in bracket |
| 211848-1XV | 3.250 | 1.500 | ~ | ~ | ~ | 231286 | 232662 | ~ | ~ | SVL by Dana |
| A = 1.574 Bearing I.D. | | D = 3.380 | | Bolt Hole/Stud Size = M10 X 1.5TH (nut) | | | | | | |
| 211963-1X | 3.250 | 1.500 | 232683 | 231212 | 210865-1X | 231286 | 232662 | ~ | ~ | Nuts are incorporated in bracket |



IMPORTANT: See Safety Information in General Information Section.

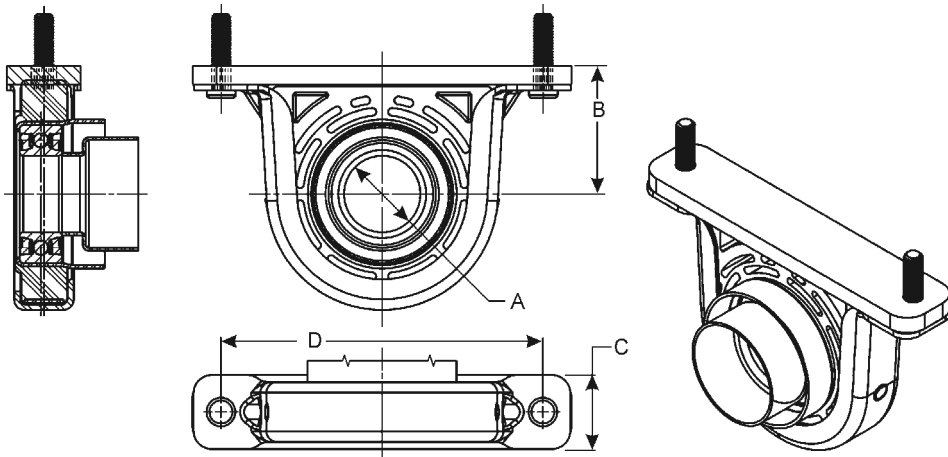
* Part has been discontinued † Part is available until supply is exhausted ‡ Not sold separately



STYLE 17

Parts not sold separately—shown for informational purposes only.

| Center Bearing Assembly Part # | B Centerline to Mounting Surface | C Bracket Width | Center Bearing Major Parts | | | | | Retainers | | Notes |
|---|-------------------------------------|--------------------|----------------------------|-----------------------|-------------------------------|----------------------|---------------------|-----------|-----|---|
| | | | Bracket Part # | Rubber Cushion Part # | Bearing and Retainer Assembly | Front Slinger Part # | Rear Slinger Part # | Bottom | Top | |
| A = 1.574 Bearing I.D. D = 6.620 Bolt Hole/Stud Size = M10 X 1.5TH (stud) | | | | | | | | | | |
| 212028-1X | 2.250 | 1.520 | 232820 | 212027X | 580924 | ~ | ~ | 3-95-139 | ~ | Rubber cushion w/canister studs in bracket; 232817 boot can |



STYLE 18

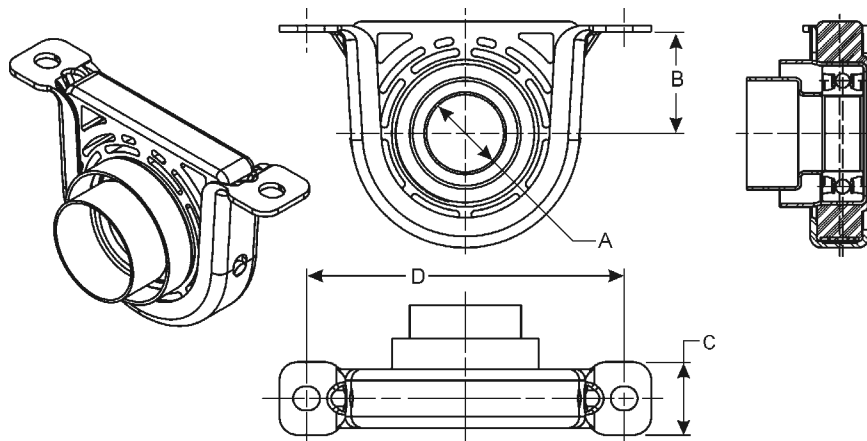
Parts not sold separately—shown for informational purposes only.

| Center Bearing Assembly Part # | B Centerline to Mounting Surface | C Bracket Width | Center Bearing Major Parts | | | | | Retainers | | Notes |
|--|-------------------------------------|--------------------|----------------------------|-----------------------|-------------------------------|----------------------|---------------------|-----------|-----|---|
| | | | Bracket Part # | Rubber Cushion Part # | Bearing and Retainer Assembly | Front Slinger Part # | Rear Slinger Part # | Bottom | Top | |
| A = 1.574 Bearing I.D. D = 6.620 Bolt Hole/Stud Size = M10 - 1.50TH (stud) | | | | | | | | | | |
| 212032-1X | 2.630 | 1.520 | 232820 | 212027X | 580924 | ~ | ~ | ~ | ~ | Has a 0.380" spacer, rubber cushion w/canister, studs in bracket; 232817 boot can |



IMPORTANT: See Safety Information in General Information Section.

* Part has been discontinued † Part is available until supply is exhausted ‡ Not sold separately

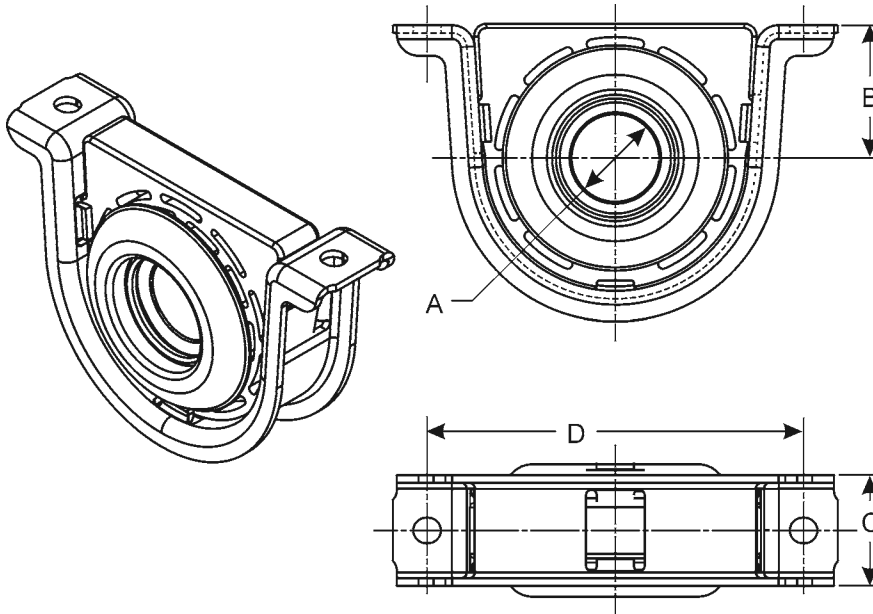


| Parts not sold separately—shown for informational purposes only. | | | | | | | | | | |
|--|-------------------------------------|--------------------|----------------------------|---|-------------------------------|----------------------|---------------------|-----------|-----|---|
| Center Bearing Assembly Part # | B Centerline to Mounting Surface | C Bracket Width | Center Bearing Major Parts | | | Front Slinger Part # | Rear Slinger Part # | Retainers | | Notes |
| | | | Bracket Part # | Rubber Cushion Part # | Bearing and Retainer Assembly | | | Bottom | Top | |
| A = 1.574 Bearing I.D. | | D = 6.620 | | Bolt Hole/Stud Size = 0.560 (H) | | | | | | |
| 212030-1X | 2.250 | 1.520 | 231247 | 212027X | 580924 | ~ | ~ | ~ | ~ | Rubber cushion w/canister; 232817 boot can |
| 212030-1XV | 2.250 | 1.520 | ~ | ~ | ~ | ~ | ~ | ~ | ~ | SVL by Dana, 232817 boot can |
| 212276-1X | 2.250 | 1.520 | 231247 | 212027X | 580924 | 231286 | 231000 | ~ | ~ | No boot can used |
| A = 1.574 Bearing I.D. | | D = 6.620 | | Bolt Hole/Stud Size = 1.180 X 0.430 (H) | | | | | | |
| 212031X* | 2.250 | 1.520 | 232824 | 212027X | 580924 | ~ | ~ | ~ | ~ | Rubber cushion w/canister; less boot can; 212031X was replaced by 212031-1X |
| 212031-1X | 2.250 | 1.520 | 232824 | 212027X | 580924 | ~ | ~ | ~ | ~ | Rubber cushion w/canister; 232817 boot can |
| A = 1.574 Bearing I.D. | | D = 6.693 | | Bolt Hole/Stud Size = 0.413 (H) | | | | | | |
| 5002103 | 2.250 | 1.520 | 233052 | 212027X | 580924 | ~ | ~ | ~ | ~ | Rubber cushion w/canister; 232817 boot can |
| 5016003 | 2.250 | 1.520 | 233052 | 212027X | 5016002 | ~ | ~ | ~ | ~ | Rubber cushion w/canister; 232817 boot can |
| A = 1.574 Bearing I.D. | | D = 6.700 | | Bolt Hole/Stud Size = 0.470 (H) | | | | | | |
| 212258-1X | 2.250 | 1.520 | 233052 | 5001377 | 580924 | ~ | ~ | ~ | ~ | Rubber cushion w/canister; 232817 boot can |



IMPORTANT: See Safety Information in General Information Section.

* Part has been discontinued † Part is available until supply is exhausted ‡ Not sold separately



STYLE 20

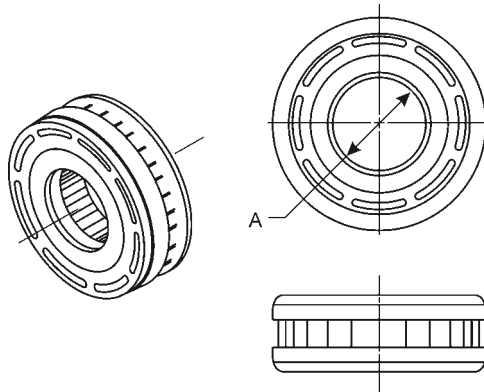
Parts not sold separately—shown for informational purposes only.

| Center Bearing Assembly Part # | B Centerline to Mounting Surface | C Bracket Width | Center Bearing Major Parts | | | Front Slinger Part # | Rear Slinger Part # | Retainers | | Notes |
|--------------------------------|-------------------------------------|--------------------|----------------------------|---------------------------------|-------------------------------|----------------------|---------------------|-----------|-----|--|
| | | | Bracket Part # | Rubber Cushion Part # | Bearing and Retainer Assembly | | | Bottom | Top | |
| A = 1.574 Bearing I.D. | | D = 6.620 | | Bolt Hole/Stud Size = 0.560 (H) | | | | | | |
| 210140-1X* | 2.440 | 2.000 | 230549 | 230126-1 | 210119-1X | 230207 | 232208 | ~ | ~ | |
| 210144-1X* | 2.440 | 2.000 | 230549 | 230126-1 | 210119-1X | 230207 | 230207 | ~ | ~ | |
| 210391-1X | 2.440 | 2.000 | 230549 | 230126-1 | 210085-1X | 230124 | 230124 | ~ | ~ | |
| 210391-1XV | 2.440 | 2.000 | ~ | ~ | ~ | 230124 | 230124 | ~ | ~ | SVL by Dana |
| 211098-1X† | 2.440 | 2.000 | 230549 | 230126-1 | 210085-1X | ~ | ~ | ~ | ~ | Not sold separately, use 210433-1X or 211037-1 |
| 210433-1X | 2.440 | 2.000 | 230549 | 230126-1 | 210085-1X | 230124 | 230209 | ~ | ~ | |
| 210433-1XV | 2.440 | 2.000 | ~ | ~ | ~ | 230124 | 230209 | ~ | ~ | SVL by Dana |
| 211037-1X | 2.440 | 2.000 | 230549 | 230126-1 | 210085-1X | 230124 | 230209 | ~ | ~ | |
| 211605-1X | 2.440 | 2.250 | 230148 | 213997 | 210085-1X | 230124 | ~ | ~ | ~ | Solid rubber cushion |
| 210979X* | 2.440 | 2.000 | 230549 | 210119-1X | 230126-1 | ~ | ~ | ~ | ~ | |
| A = 1.771 Bearing I.D. | | D = 7.620 | | Bolt Hole/Stud Size = 0.560 (H) | | | | | | |
| 210084-2X | 2.690 | 2.250 | 230148 | 230147-3 | 210092-1X | 230151 | 230151 | ~ | ~ | |
| 210084-2XV | 2.690 | 2.250 | ~ | ~ | ~ | 230151 | 230151 | ~ | ~ | SVL by Dana |
| 210207-1X | 2.690 | 2.250 | 230148 | 230147-3 | 210092-1X | 230151 | 230363 | ~ | ~ | |
| 210207-1XV | 2.690 | 2.250 | ~ | ~ | ~ | 230151 | 230363 | ~ | ~ | SVL by Dana |
| 210969-1X | 2.690 | 2.250 | 230148 | 230147-3 | 210091-1X | ~ | ~ | ~ | ~ | |
| 211172-1X | 2.690 | 2.250 | 230148 | 230147-3 | 210092-1X | 230151 | 230151 | ~ | ~ | Includes additional slinger 230363 |
| A = 1.968 Bearing I.D. | | D = 7.620 | | Bolt Hole/Stud Size = 0.620 (H) | | | | | | |
| 210121-1X | 2.780 | 2.250 | 230164 | 230167-1 | 210120-1X | 230166 | 230166 | ~ | ~ | |
| 210121-1XV | 2.780 | 2.250 | ~ | ~ | ~ | 230166 | 230166 | ~ | ~ | SVL by Dana |
| 210323-1X | 2.780 | 2.250 | 230164 | 230958-1 | 210120-1X | ~ | ~ | ~ | ~ | |
| 210881-1X | 2.780 | 2.250 | 230164 | 230958-1 | 210120-1X | 230166 | 230166 | ~ | ~ | |
| 211625-1X | 2.780 | 2.250 | 230164 | 230167-1 | 210120-1X | 230166 | 231994 | ~ | ~ | |



IMPORTANT: See Safety Information in General Information Section.

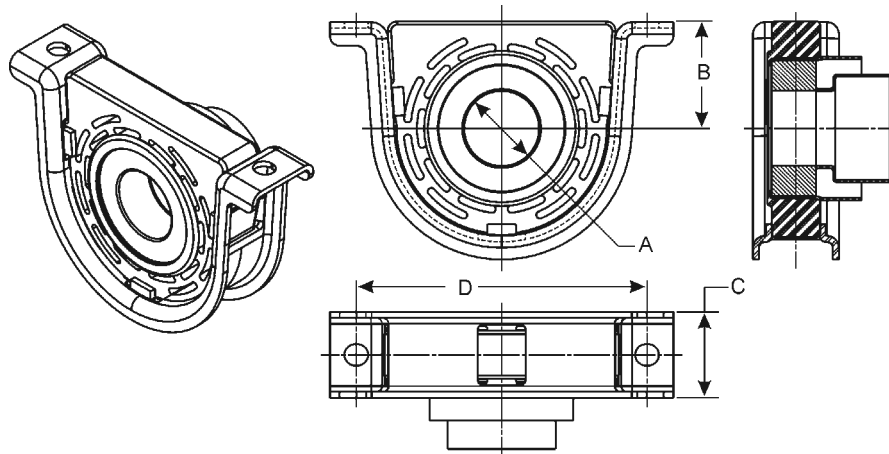
* Part has been discontinued † Part is available until supply is exhausted ‡ Not sold separately



STYLE 21

Parts not sold separately—shown for informational purposes only.

| Center Bearing Assembly Part # | B Centerline to Mounting Surface | C Bracket Width | Center Bearing Major Parts | | | Front Slinger Part # | Rear Slinger Part # | Retainers | | Notes |
|--------------------------------|-------------------------------------|--------------------|----------------------------|-----------------------|-------------------------------|----------------------|---------------------|-----------|-----|-------|
| | | | Bracket Part # | Rubber Cushion Part # | Bearing and Retainer Assembly | | | Bottom | Top | |
| A = 1.750 Bearing I.D. | | | | | | | | | | |
| 211304X* | ~ | ~ | ~ | ~ | ~ | ~ | ~ | ~ | ~ | |



STYLE 22

Parts not sold separately—shown for informational purposes only.

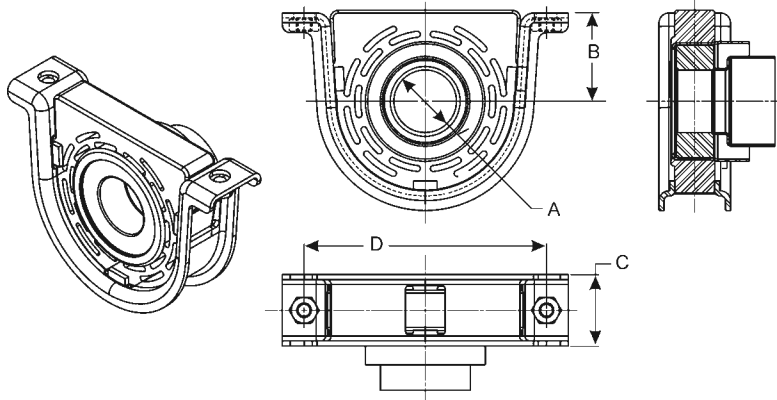
| Center Bearing Assembly Part # | B Centerline to Mounting Surface | C Bracket Width | Center Bearing Major Parts | | | Front Slinger Part # | Rear Slinger Part # | Retainers | | Notes |
|--|-------------------------------------|--------------------|----------------------------|-----------------------|-------------------------------|----------------------|---------------------|-----------|-----|---|
| | | | Bracket Part # | Rubber Cushion Part # | Bearing and Retainer Assembly | | | Bottom | Top | |
| A = 1.771 Bearing I.D. D = 7.622 Bolt Hole/Stud Size = 0.560 (H) | | | | | | | | | | |
| 212135-1X | 2.690 | 2.250 | 230148 | 212133X | 580932 | ~ | ~ | ~ | ~ | 232930 boot can; rubber cushion with canister |
| A = 1.771 Bearing I.D. D = 7.622 Bolt Hole/Stud Size = 0.620 (H) | | | | | | | | | | |
| 212134-1X | 2.689 | 2.250 | 230148 | 212133X | 580932 | ~ | ~ | ~ | ~ | Less boot can |
| 212261-1X | 2.690 | 2.250 | 233077 | 212133X | 580932 | ~ | ~ | ~ | ~ | Less boot can; rubber cushion with canister |
| A = 1.968 Bearing I.D. D = 7.622 Bolt Hole/Stud Size = 0.622 (H) | | | | | | | | | | |
| 212142-1X | 2.780 | 2.250 | 230164 | 212141X | 580933 | ~ | ~ | ~ | ~ | 232944 boot can; rubber cushion with canister |



IMPORTANT: See Safety Information in General Information Section.

* Part has been discontinued † Part is available until supply is exhausted ‡ Not sold separately

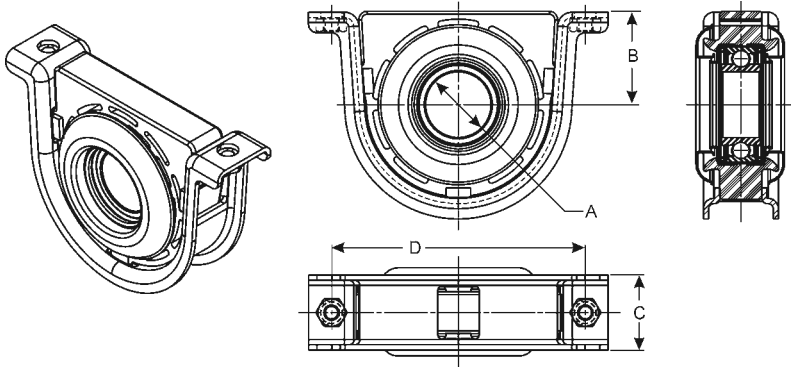
Center Bearing Detail



STYLE 23

Parts not sold separately—shown for informational purposes only.

| Center Bearing Assembly Part # | B Centerline to Mounting Surface | C Bracket Width | Center Bearing Major Parts | | | Front Slinger Part # | Rear Slinger Part # | Retainers | | Notes |
|---|-------------------------------------|--------------------|----------------------------|-----------------------|-------------------------------|----------------------|---------------------|-----------|-----|---|
| | | | Bracket Part # | Rubber Cushion Part # | Bearing and Retainer Assembly | | | Bottom | Top | |
| A = 1.771 Bearing I.D. D = 7.620 Bolt Hole/Stud Size = M12 X 1.75TH (nut) | | | | | | | | | | |
| 212145-1X | 2.689 | 2.250 | 212222X | 212133X | 580932 | ~ | ~ | ~ | ~ | 232930 boot can; rubber cushion with canister; nuts attach to bracket |
| A = 1.968 Bearing I.D. D = 7.620 Bolt Hole/Stud Size = M12 X 1.75TH (nut) | | | | | | | | | | |
| 212153-1X* | 2.780 | 2.250 | 212229X | 212141X | 580933 | ~ | ~ | ~ | ~ | 232944 boot can; rubber cushion with canister; nuts attach to bracket |



STYLE 24

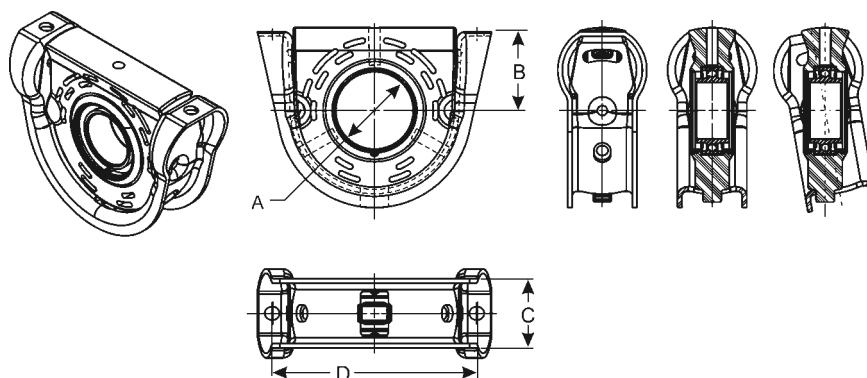
Parts not sold separately—shown for informational purposes only.

| Center Bearing Assembly Part # | B Centerline to Mounting Surface | C Bracket Width | Center Bearing Major Parts | | | Front Slinger Part # | Rear Slinger Part # | Retainers | | Notes |
|---|-------------------------------------|--------------------|----------------------------|-----------------------|-------------------------------|----------------------|---------------------|-----------|-----|---|
| | | | Bracket Part # | Rubber Cushion Part # | Bearing and Retainer Assembly | | | Bottom | Top | |
| A = 1.968 Bearing I.D. D = 7.620 Bolt Hole/Stud Size = M12 X 1.75TH (nut) | | | | | | | | | | |
| 212156-1X | 2.780 | 2.250 | 212229X | 230167-1 | 550788 | 230166 | 230166 | ~ | ~ | 212229X consists of 232953 bracket and (2) nuts attach to bracket |



IMPORTANT: See Safety Information in General Information Section.

* Part has been discontinued † Part is available until supply is exhausted ‡ Not sold separately



STYLE 25

Parts not sold separately—shown for informational purposes only.

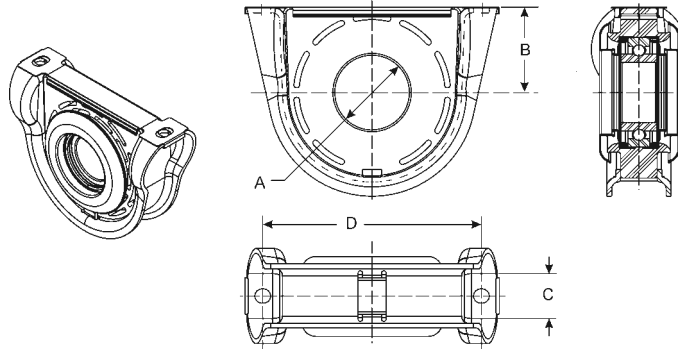
| Center Bearing Assembly Part # | B Centerline to Mounting Surface | C Bracket Width | Center Bearing Major Parts | | | Front Slinger Part # | Rear Slinger Part # | Retainers | | Notes |
|--------------------------------|-------------------------------------|--------------------|----------------------------|---------------------------------|-------------------------------|----------------------|---------------------|-----------|-----|--|
| | | | Bracket Part # | Rubber Cushion Part # | Bearing and Retainer Assembly | | | Bottom | Top | |
| A = 2.362 Bearing I.D. | | D = 8.622 | | Bolt Hole/Stud Size = 0.618 (H) | | | | | | |
| 5003323 | 3.330 | 2.917 | 5003324 | 5003325 | 5001950 | ~ | ~ | ~ | ~ | Replaces 210661-1X, 210987-1X, 212066-1X, 212129-1X |
| 5003326 | 3.300 | 2.917 | 5003324 | 5002433 | 5001950 | ~ | ~ | ~ | ~ | Solid rubber, replaces 210875-1X, 210989-1X |
| 5003328 | 3.300 | 2.917 | 5003627** | 5003325 | 5001950 | ~ | ~ | ~ | ~ | Semi slotted rubber, replaces 212155-1X; **bracket has nuts welded to it |
| A = 2.756 Bearing I.D. | | D = 8.622 | | Bolt Hole/Stud Size = 0.559 (H) | | | | | | |
| 5019571‡ | 2.331 | 2.917 | 5003324 | 5019924 | 10001778 | ~ | ~ | ~ | ~ | Not sold separately, use 350CB0001X |
| A = 2.756 Bearing I.D. | | D = 8.622 | | Bolt Hole/Stud Size = 0.618 (H) | | | | | | |
| 350CB0001X | 3.330 | 2.917 | 5003324 | 5019924 | 10001778 | ~ | ~ | ~ | ~ | |



IMPORTANT: See Safety Information in General Information Section.

* Part has been discontinued † Part is available until supply is exhausted ‡ Not sold separately

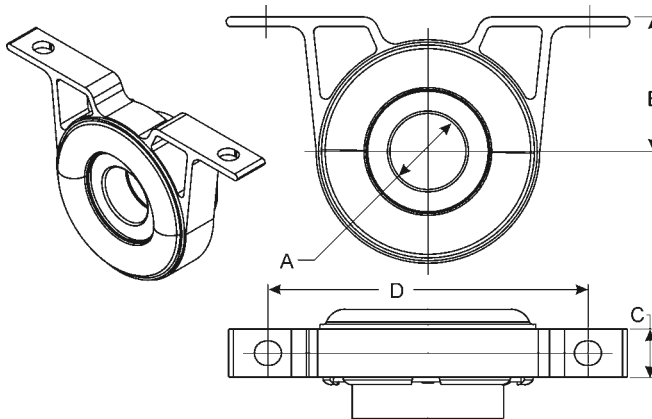
Center Bearing Detail



STYLE 26

Parts not sold separately—shown for informational purposes only.

| Center Bearing Assembly Part # | B Centerline to Mounting Surface | C Bracket Width | Center Bearing Major Parts | | | Front Slinger Part # | Rear Slinger Part # | Retainers | | Notes |
|--------------------------------|-------------------------------------|--------------------|----------------------------|---------------------------------|-------------------------------|----------------------|---------------------|-----------|---------|---|
| | | | Bracket Part # | Rubber Cushion Part # | Bearing and Retainer Assembly | | | Bottom | Top | |
| A = 2.362 Bearing I.D. | | D = 8.620 | | Bolt Hole/Stud Size = 0.560 (H) | | | | | | |
| 210661-1X* | 3.380 | 2.530 | 230750 | 230749-1 | 210660-1X | 230746 | 230746 | ~ | 8-95-49 | 210661-1X was replaced by 5003323 |
| 210661-1XV | 3.380 | 2.530 | ~ | ~ | ~ | 230746 | 230746 | ~ | 8-95-49 | SVL by Dana |
| 210875-1X* | 3.380 | 2.530 | 230750 | 231008-1 | 210660-1X | 230746 | 230746 | ~ | 8-95-49 | Solid rubber; 210875-1X was replaced by 5003326 |
| 210875-1XV | 3.380 | 2.530 | ~ | ~ | ~ | ~ | ~ | ~ | ~ | Solid rubber |
| 210989-1X* | 3.380 | 2.530 | 230750 | 231008-1 | 210660-1X | ~ | ~ | ~ | 8-95-49 | Solid rubber; 210989-1X was replaced by 5003326 |
| 212066-1X* | 3.380 | 2.530 | 230750 | 232853 | 210660-1X | 230746 | 230746 | ~ | 8-95-49 | 212066-1X was replaced by 5003323 |



STYLE 27

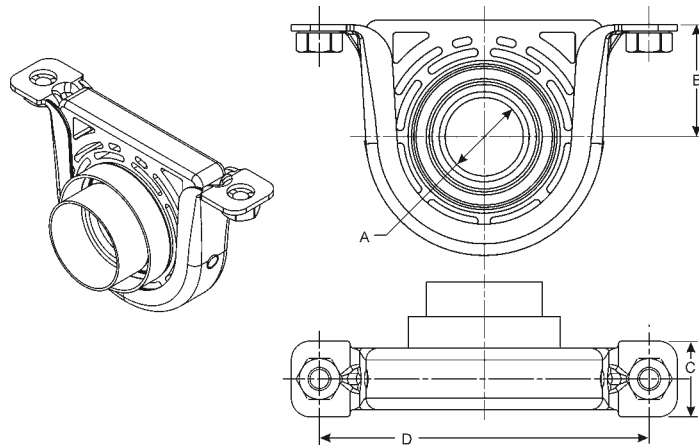
Parts not sold separately—shown for informational purposes only.

| Center Bearing Assembly Part # | B Centerline to Mounting Surface | C Bracket Width | Center Bearing Major Parts | | | Front Slinger Part # | Rear Slinger Part # | Retainers | | Notes |
|--------------------------------|-------------------------------------|--------------------|----------------------------|---------------------------------|-------------------------------|----------------------|---------------------|-----------|-----|---------------------------------|
| | | | Bracket Part # | Rubber Cushion Part # | Bearing and Retainer Assembly | | | Bottom | Top | |
| A = 1.574 Bearing I.D. | | D = 6.622 | | Bolt Hole/Stud Size = 0.559 (H) | | | | | | |
| 5017405 | 2.524 | 0.992 | 5014400 | ~ | 5016002 | ~ | ~ | ~ | ~ | |
| 5009792* | 2.748 | 0.992 | 5009488 | ~ | 580924 | ~ | 231000 | ~ | ~ | 5009792 was replaced by 5017407 |
| 5017404* | 2.748 | 0.992 | 5014398 | ~ | 5016002-1 | ~ | ~ | ~ | ~ | 5017404 was replaced by 5017407 |
| 5017407 | 2.748 | 0.992 | 5014398 | ~ | 5016002 | ~ | 231000 | ~ | ~ | |
| 5017410 | 2.524 | 0.992 | 5014400 | ~ | 5016002 | ~ | ~ | ~ | ~ | Boot can 232817 |
| 5017950 | 2.524 | 0.992 | 5014400 | ~ | 5016002 | ~ | 231000 | ~ | ~ | |
| 5012704-1X | 2.524 | 0.992 | 5012692 | ~ | 580924 | ~ | 231000 | ~ | ~ | Boot can 232817 |



IMPORTANT: See Safety Information in General Information Section.

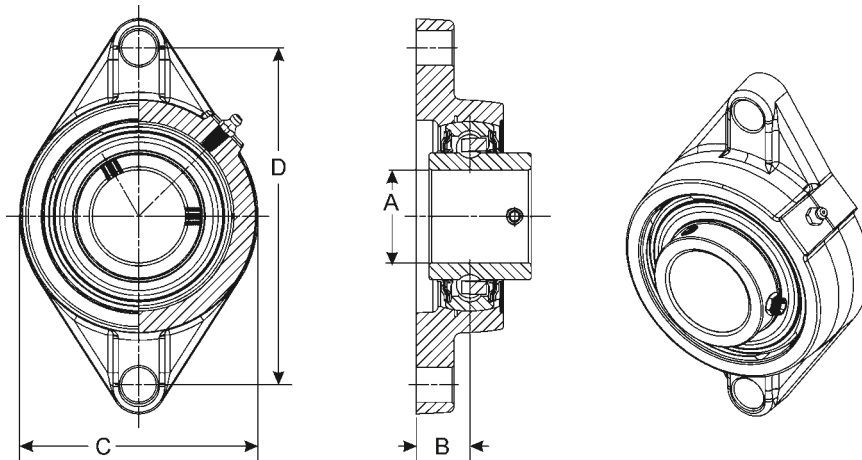
* Part has been discontinued † Part is available until supply is exhausted ‡ Not sold separately



STYLE 28

Parts not sold separately—shown for informational purposes only.

| Center Bearing Assembly Part # | B Centerline to Mounting Surface | C Bracket Width | Center Bearing Major Parts | | | Front Slinger Part # | Rear Slinger Part # | Retainers | | Notes |
|---|-------------------------------------|--------------------|----------------------------|-----------------------|-------------------------------|----------------------|---------------------|-----------|-----|-------|
| | | | Bracket Part # | Rubber Cushion Part # | Bearing and Retainer Assembly | | | Bottom | Top | |
| A = 1.574 Bearing I.D. D = 6.620 Bolt Hole/Stud Size = M12 X 1.75TH (nut) | | | | | | | | | | |
| 212144-1X | 2.248 | 1.520 | 232445 | 212027X | 580924 | ~ | ~ | ~ | ~ | |



STYLE 29

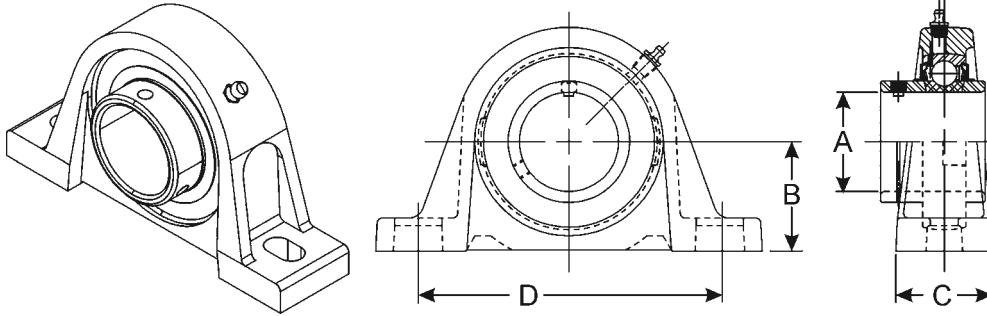
Parts not sold separately—shown for informational purposes only.

| Center Bearing Assembly Part # | B Centerline to Mounting Surface | C Bracket Width | Center Bearing Major Parts | | | Front Slinger Part # | Rear Slinger Part # | Retainers | | Notes |
|--|-------------------------------------|--------------------|----------------------------|-----------------------|-------------------------------|----------------------|---------------------|-----------|-----|-------|
| | | | Bracket Part # | Rubber Cushion Part # | Bearing and Retainer Assembly | | | Bottom | Top | |
| A = 2.000 Bearing I.D. D = 7.250 Bolt Hole/Stud Size = 0.748 (H) | | | | | | | | | | |
| 612824000 | 1.156 | 5.000 | ~ | ~ | ~ | ~ | ~ | ~ | ~ | |



IMPORTANT: See Safety Information in General Information Section.

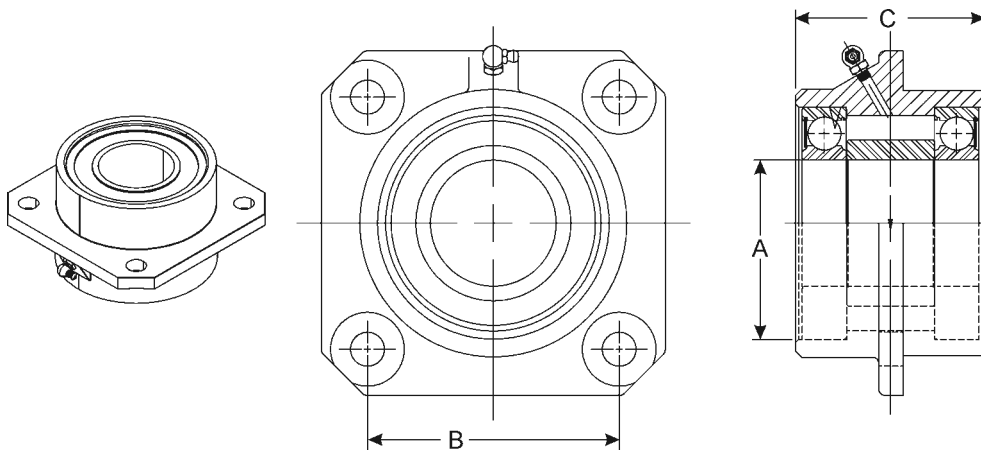
* Part has been discontinued † Part is available until supply is exhausted ‡ Not sold separately



STYLE 30

Parts not sold separately—shown for informational purposes only.

| Center Bearing Assembly Part # | B | C | Center Bearing Major Parts | | | Front Slinger Part # | Rear Slinger Part # | Retainers | | Notes |
|--------------------------------|--------------------------------|---------------|---|-----------------------|-------------------------------|----------------------|---------------------|-----------|-----|-------|
| | Centerline to Mounting Surface | Bracket Width | Bracket Part # | Rubber Cushion Part # | Bearing and Retainer Assembly | | | Bottom | Top | |
| | A = 2.437 Bearing I.D. | D = 7.385 | Bolt Hole/Stud Size = 1.160 X 0.690 (H) | | | | | | | |
| 232373 | 2.688 | 2.380 | ~ | ~ | ~ | ~ | ~ | ~ | ~ | |



STYLE 31

Parts not sold separately—shown for informational purposes only.

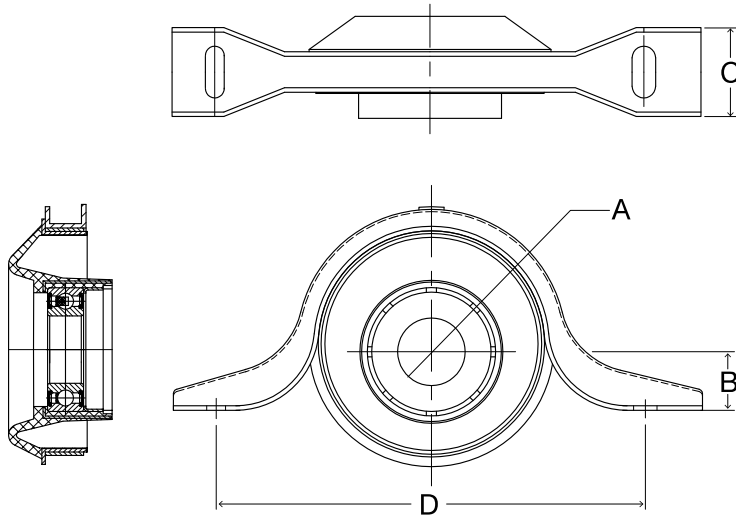
| Center Bearing Assembly Part # | B | C | Center Bearing Major Parts | | | Front Slinger Part # | Rear Slinger Part # | Retainers | | Notes |
|--------------------------------|--------------------------------|---------------|---------------------------------|-----------------------|-------------------------------|----------------------|---------------------|-----------|-----|-------|
| | Centerline to Mounting Surface | Bracket Width | Bracket Part # | Rubber Cushion Part # | Bearing and Retainer Assembly | | | Bottom | Top | |
| | A = 2.559 Bearing I.D. | D = 5.125 | Bolt Hole/Stud Size = 0.689 (H) | | | | | | | |
| 212265X | 2.530 | 3.860 | ~ | ~ | ~ | ~ | ~ | ~ | ~ | |



IMPORTANT: See Safety Information in General Information Section.

* Part has been discontinued † Part is available until supply is exhausted ‡ Not sold separately

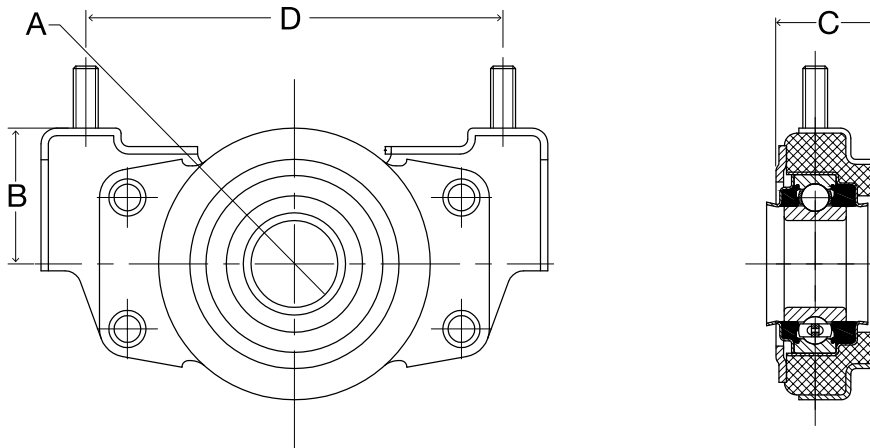
Center Bearing Detail



STYLE 32

Parts not sold separately—shown for informational purposes only.

| Center Bearing Assembly Part # | B Centerline to Mounting Surface | C Bracket Width | Center Bearing Major Parts | | | Front Slinger Part # | Rear Slinger Part # | Retainers | | Notes |
|--|-------------------------------------|--------------------|----------------------------|-----------------------|-------------------------------|----------------------|---------------------|-----------|-----|-------|
| | | | Bracket Part # | Rubber Cushion Part # | Bearing and Retainer Assembly | | | Bottom | Top | |
| A = 1.181 Bearing I.D. D = 7.484 Bolt Hole/Stud Size = 0.905 x 0.355 (H) | | | | | | | | | | |
| 211019-1XV | 1.039 | 1.575 | ~ | ~ | ~ | ~ | ~ | ~ | ~ | ~ |



STYLE 33

Parts not sold separately—shown for informational purposes only.

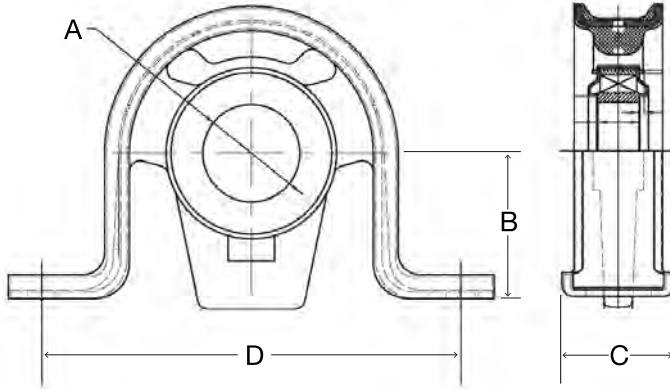
| Center Bearing Assembly Part # | B Centerline to Mounting Surface | C Bracket Width | Center Bearing Major Parts | | | Front Slinger Part # | Rear Slinger Part # | Retainers | | Notes |
|---|-------------------------------------|--------------------|----------------------------|-----------------------|-------------------------------|----------------------|---------------------|-----------|-----|-------|
| | | | Bracket Part # | Rubber Cushion Part # | Bearing and Retainer Assembly | | | Bottom | Top | |
| A = 1.378 Bearing I.D. D = 6.622 Bolt Hole/Stud Size = M10 x 1.5 (stud) | | | | | | | | | | |
| 211015-1XV | 2.200 | 1.457 | ~ | ~ | ~ | ~ | ~ | ~ | ~ | ~ |



IMPORTANT: See Safety Information in General Information Section.

* Part has been discontinued † Part is available until supply is exhausted ‡ Not sold separately

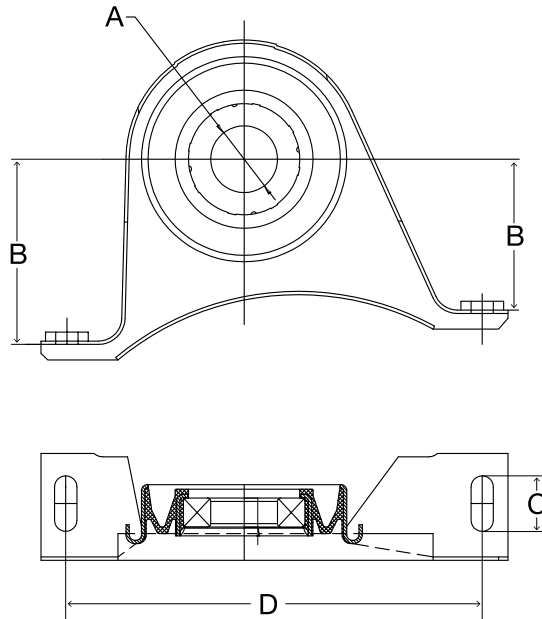
Center Bearing Detail



STYLE 34

Parts not sold separately—shown for informational purposes only.

| Center Bearing Assembly Part # | B Centerline to Mounting Surface | C Bracket Width | Center Bearing Major Parts | | | Front Slinger Part # | Rear Slinger Part # | Retainers | | Notes |
|--|-------------------------------------|--------------------|----------------------------|-----------------------|-------------------------------|----------------------|---------------------|-----------|-----|------------------|
| | | | Bracket Part # | Rubber Cushion Part # | Bearing and Retainer Assembly | | | Bottom | Top | |
| A = 1.772 Bearing I.D. D = 6.638 Bolt Hole/Stud Size = 0.528 x 1.190 (H) | | | | | | | | | | |
| 211017-1XV | 2.638 | 2.038 | ~ | ~ | ~ | ~ | ~ | ~ | ~ | Has rear slinger |



STYLE 35

Parts not sold separately—shown for informational purposes only.

| Center Bearing Assembly Part # | B Centerline to Mounting Surface | C Bracket Width | Center Bearing Major Parts | | | Front Slinger Part # | Rear Slinger Part # | Retainers | | Notes |
|--|-------------------------------------|--------------------|----------------------------|-----------------------|-------------------------------|----------------------|---------------------|-----------|-----|-------|
| | | | Bracket Part # | Rubber Cushion Part # | Bearing and Retainer Assembly | | | Bottom | Top | |
| A = 1.181 Bearing I.D. D = 7.346 Bolt Hole/Stud Size = 0.388 x 0.984 (H) | | | | | | | | | | |
| 211020-1XV | 3.276/2.587 | 1.898 | ~ | ~ | ~ | ~ | ~ | ~ | ~ | |



IMPORTANT: See Safety Information in General Information Section.

* Part has been discontinued † Part is available until supply is exhausted ‡ Not sold separately



Trust Spicer® lubricant to protect your universal joint and slip assemblies. Lack of proper lubrication is the most common cause of premature failure in u-joint kits and slip assemblies. Properly sized Spicer® u-joints that are adequately lubricated at recommended intervals will normally meet or exceed fleet operational requirements. Inadequate lube cycles, and failure to lubricate the u-joints and slip splines properly, will not only cause premature u-joint kit failures, but may lead to other problems, such as slip spline seizures. Relubrication at recommended intervals (**see Chart 5**) flushes abrasive contaminants from the u-joints and slip components, helping to optimize the life of the driveshaft.

There Is No Substitute for Spicer Products — Including Spicer® Lubrication.

Spicer products are manufactured to original equipment specifications, and Spicer ultra-premium synthetic grease is specifically engineered to complement Spicer® universal joints. You can rely on Spicer products to deliver the premium performance that keeps your vehicle on the road.

Dana recommends lubrication with Spicer ultra-premium synthetic grease or Chevron Ultra-Duty EP-2 or a compatible lithium-based grease meeting N.L.G.I. Grade 2 specifications as well as ASTM D4950 LB specifications. Spicer ultra-premium synthetic grease is compatible with all NLGI-2 greases, and delivers professional-grade quality, even at high temperatures. Spicer ultra-premium synthetic grease is available in 10-packs of 14-oz. tubes (SPL1051), and 1-gal. pails (SPL1052).

⚠ Warning: Inadequate lubrication can cause driveline failure, which can result in separation of the driveline from the vehicle. A separated driveline can result in serious injury or death.



In order to minimize the potential for driveline failure, including driveline separation, you must:

1. Carefully review the lubrication specifications in this brochure and lube manual located at www.SpicerParts.com/literature/library.
2. Make sure you use only approved lubricants. We recommend Spicer® ultra-premium synthetic grease.
3. Make sure you lubricate at recommended intervals.



Visit www.SpicerParts.com/videos to see how-to videos on proper u-joint kit lubrication procedures.

U-Joint Kit Lube Procedures

⚠ WARNING: To prevent serious eye injury, always wear safety glasses when lubricating or servicing a driveshaft. Failure to wear safety glasses could result in serious injury and/or partial or permanent vision loss.

Spicer® greasable u-joint kits contain only enough grease to provide needle bearing protection during storage. Prior to installing a new u-joint into the driveshaft, you must:

1. Remove each bearing assembly and pack each journal cross lube reservoir with grease.
2. Wipe a liberal coating of the same grease into each bearing assembly, filling all of the cavities between the needle rollers.
3. Apply a liberal coating of grease into the bottom of each bearing cup.

After installation into a driveshaft, and prior to being placed into service, you must (with the exception of Service-Free u-joints) lubricate each u-joint kit in accordance with the following recommendations:

- Apply grease gun pressure to each u-joint until fresh grease appears at each bearing seal. This purging action not only assures that every bearing has been properly greased, but flushes out any moisture and abrasive contaminants that may have worked their way past the seals.

IMPORTANT: The premium seal design of Spicer u-joints may, on occasion, prevent one or more bearings from purging. If that should ever happen, try one of these purging procedures to relieve seal tension:

1. Push up on the driveshaft, from the side opposite the bearing that will not purge, while applying gun pressure to the lube fitting. This might create a slightly greater clearance around the bearing's sealing surface and may allow the bearing to purge (**see Photo 1**).
2. Using a brass hammer and wearing safety glasses, sharply strike lug ear of the inboard yoke once to firmly seat the bearing against the retainer (retainer may be a snap ring, bearing plate or spring tab). Striking the yoke ear may relieve tension across the span. Rotate shaft 180 degrees and repeat procedure on opposite lug ear. Apply grease gun pressure. If the problem still persists move on to steps 3 and 4.
3. Depending on the type of yoke design in your driveshaft, release pressure on the affected bearing(s) as follows:

A. On full round Spicer® 10 Series™ closed hole yokes with self-locking bolts and bearing plates (**see Figures A and B**):

- Release seal pressure by loosening the bolts that retain the non-purging bearing cap(s) in the yoke ear(s). Apply grease gun pressure to purge the bearing or bearings.
- If loosening the bolts does not allow purging, remove the bearing(s) to determine the cause of blockage. (Refer to Bolt Installation Procedures section covering the reinstallation of any loosened or removed bolts.)



Photo 1

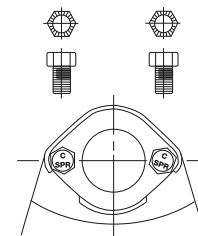


Figure A

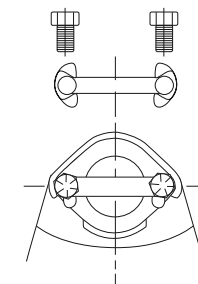


Figure B

U-Joint Kit Lube Procedures (continued)

B. On full round Spicer Life Series® or SPL® closed hole style yokes with inboard bearings that are retained by spring tabs, you should never loosen the spring tabs to release seal pressure on the bearing seals (**see Figure C**). SPL® u-joint kits with bearings that will not purge must be removed and replaced with a new kit.

- Refer to **Chart 1** for bolt torque for spring tab bolts.

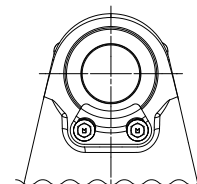


Figure C

Spring Tab Bolt Torques - Chart 1

| SERIES | SPRING TAB KIT P/N | BOLT P/N | THREAD SIZE | BOLT TORQUE (Lb. Ft.) | BOLT TORQUE (NM) |
|----------------------|--------------------|-----------|-------------|-----------------------|------------------|
| SPL140/SPL170/SPL250 | 211941X | 8-73-114M | M8X1.00-6G | 28 | 38 |

NOTE: If you must remove the u-joint kit from the driveshaft yoke and replace it with a new kit, refer to SPL® Service Manual No. DSSM 0100 for u-joint kit installation instructions. Service manual DSSM 0100 can be found at: www.SpicerParts.com/literature/library, keyword search: DSSM 0100.

C. For light-duty Spicer® 10 series™ and SPL350 series using full round yokes with snap rings on the inboard bearings, the u-joint kit must be removed from the driveshaft and replaced. Releasing seal pressure cannot be done safely without removal of the u-joint kit.

CAUTION: ALWAYS replace any loosened or removed bolts with a NEW BOLT. Refer to Bolt Installation Procedures section for instructions.

4. On half round type yokes with bearing retainers or bearing straps:

- Release pressure by removing the retainer or strap and unhooking the end of the driveshaft from the yoke ears.

CAUTION: Driveshafts are extremely heavy. Always use a restraining strap to prevent them from falling out of the vehicle.

- With the driveshaft hanging on the restraining strap, install a C-clamp around the non-purging bearings and apply grease gun pressure until they purge. Loosen the C-clamp as necessary to force purging. If the bearing(s) still fail to purge, remove the u-joint kit from the driveshaft and replace it.

IMPORTANT: Vehicles in service MUST be re-lubed at specific intervals. Refer to the lube interval chart on the back of this brochure for recommendations regarding lube cycles vs. specific applications.

New Spicer® Service-Free (SF) light-duty and medium-duty u-joints are shipped pre-lubed, with the bearings installed on the cross trunnions. It is not necessary to grease them after installation.

Spicer Life Series® (also referred to as SPL®) heavy-duty service-free u-joint kits (SPL 170, SPL250, SPL350 series part numbers with a SF suffix - i.e. SPL250-SF3X) are supplied with a predetermined amount of Spicer synthetic grease, which must be added to the journal cross and bearing caps prior to assembly into the driveshaft yokes.

PROCEDURE: Fill each journal cross with grease. Wipe the remaining grease into each bearing cap, filling the cavities between the needle bearings. Wipe a liberal amount of grease on the bottom of each bearing.

CAUTION: When you remove the SF bearings from the cross trunnions, some grease may be sucked out of the cross reservoir. ALWAYS make sure you reinstall the same bearing back onto the same cross trunnion when installing the u-joint into the driveshaft yoke.

Bolt Installation Procedures

(Refer to **Charts 1, 2, 3, and 4** for kit numbers, bolt part numbers, and recommended torques.)

CAUTION: If you have removed or loosened any bearing cap fasteners, ALWAYS replace them with new fasteners and torque them to the recommended torque shown on **Charts 2, 3, and 4**. If your 10 Series™ retention method was a stamped bearing strap, ALWAYS replace the used bearing strap with a new bearing strap. (**NOTE:** Bearing retainers used with Spicer Life Series® or SPL® driveshafts can be reused if they are not damaged. Refer to **Chart 2** and **Figure E** for recommendations on the proper tightening sequence for bearing strap and retainer bolts.)

Bearing Strap and Bearing Retainer Bolt Torques - Chart 2

| SERIES | STRAP/RETAINER KIT P/N | BOLT P/N | THREAD SIZE | BOLT TORQUE (Lb. Ft.) | BOLT TORQUE (NM) |
|---------------------------|------------------------|----------|-------------|-----------------------|------------------|
| 1310,1330 | 2-70-18X | 231401 | 250-28 | 15 | 20 |
| 1350,1410 | 3-70-28X | 231142 | .312-24 | 32 | 43 |
| 1480,1550, SPL55,SPL70 | 3-70-38X | 6-73-412 | .375-24 | 52 | 70 |
| 1610 | 5-70-28X | 6-73-412 | .375-24 | 52 | 70 |
| 1710,1760, 1810 | 6.5-70-18X | 8-73-316 | .500-20 | 125 | 170 |
| 1710,1760, 1810 | 212214X* | 8-73-316 | .500-20 | 125 | 170 |
| SPL®100 | 90-70-28X | 6-73-412 | .375-24 | 52 | 70 |
| SPL®140 | 140-70-18X | 5007417 | M12x1.25-6g | 115 | 156 |
| SPL®170 | 170-70-18X | 5007417 | M12x1.25-6g | 115 | 156 |
| SPL®250 | 250-70-18X | 5007417 | M12x1.25-6g | 115 | 156 |
| SPL®350 | 350-70-18X | 5019836 | M14x1.25-6g | 188 | 255 |

* Retainer kit with cast retainer

Spicer® 10 Series™ and SPL® driveshafts are usually retained in the vehicle with either bearing strap kits or bearing retainer kits that utilize self-locking bolts, which have a lock patch (see **Figure D** and **Chart 2**).

On some Spicer® 10 Series™ u-joint kits, the bearing assemblies use a bearing plate welded to the bearing assembly and bolted to the yoke ear with self-locking bolts that have a serrated head and a lock patch (see **Figure A**). Serrated head and a lock patch installation procedure: Loosely install the NEW bolts, and then tighten them to the torque shown in **Chart 3** (see **Warning**).

Serrated Head Style Bolt Torques - Chart 3

| SERIES | BOLT P/N | THREAD SIZE | BOLT TORQUE (Lb. Ft.) | BOLT TORQUE (NM) |
|--------|----------|-------------|-----------------------|------------------|
| 1610 | 5-73-709 | .312-24 | 30 | 41 |
| 1710 | 6-73-209 | .375-24 | 43 | 58 |
| 1760 | 6-73-209 | .375-24 | 43 | 58 |
| 1810 | 6-73-209 | .375-24 | 43 | 58 |
| 1880 | 7-73-315 | .438-20 | 65 | 88 |

For maximum performance, the torque specifications and sequences should be followed during the original installation and re-installation of components. Dana recommends using new hardware during any service procedure.

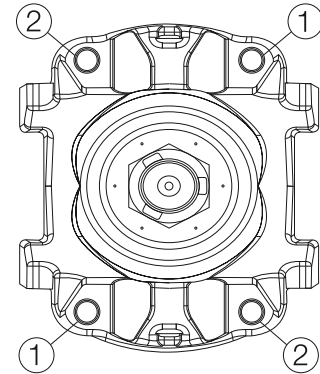


Figure E

Torque bolts in a counter clockwise sequence starting with either position 1.

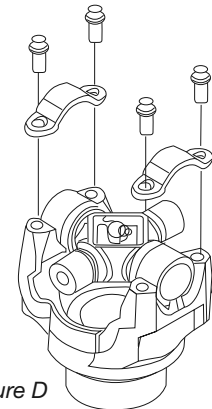


Figure D

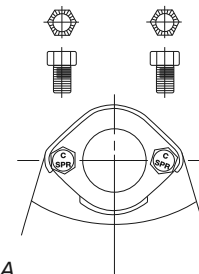


Figure A

Bolt Installation Procedures (continued)

Some are retained with self-locking bolts that have a non-serrated head and lock patch and use a lock strap (see **Figure B**). Non-Serrated head with lock patch and lock strap installation procedure: Loosely install the NEW bolts, and then tighten them to the torque shown in **Chart 4**. After tightening to the proper torque, bend the tabs of the lock straps up against the bolt heads to lock the bolts in place (see **Warning**).

Non-Serrated Head Style Bolt Torques - Chart 4

| SERIES | BOLT P/N | LOCK STRAP PART # | THREAD SIZE | BOLT TORQUE (Lb. Ft.) | BOLT TORQUE (NM) |
|--------|----------|-------------------|-------------|-----------------------|------------------|
| 1610 | 5-73-109 | 98-741 | .312-24 | 20 | 27 |
| 1710 | 6-73-109 | 230323 | .375-24 | 36 | 49 |
| 1760 | 6-73-109 | 230323 | .375-24 | 36 | 49 |
| 1800 | 6-73-109 | 98-743 | .375-24 | 36 | 49 |
| 1810 | 6-73-109 | 230323 | .375-24 | 36 | 49 |
| 1880 | 7-73-115 | 231009 | .438-20 | 58 | 79 |

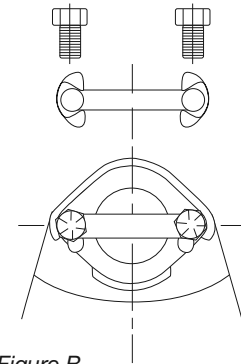


Figure B

Refer to Spicer Driveshaft Service Manual (DSSM-3264 or newer) for additional installation instructions.

Warning: Failure to replace self-locking and/or serrated head bolts and/or failure to properly torque any retaining bolt, or failure to properly bend the lock tabs on lock strap-style installations could cause the driveshaft to loosen and separate from the vehicle or machine, which could cause loss of control and result in personal injury or death.

Additional Lubrication Procedures

Spicer 10 Series™ Slip Assemblies

- Re-lube slip assemblies at the same intervals, and with the same lube, as u-joint kits.
- Apply grease gun pressure until fresh grease appears at the pressure relief hole in the slip yoke plug (see **Photo 2**).
- Cover the hole in the plug with your finger and continue applying grease gun pressure until fresh grease appears at the slip yoke seal (see **Photo 3**).
- **NOTE:** In cold winter months, new grease in a slip assembly can stiffen and cause the slip yoke plug to pop out of the slip yoke bore.
 - Activate the slip spline by driving the vehicle enough to displace a little grease out of the pressure relief hole.
 - Failure to complete this recommendation can lead to premature failure of the slip assembly if the slip yoke plug is lost.




Photo 2



Photo 3

Additional Lubrication Procedures (continued)

SPL® Slip Assemblies (with boots):

- SPL® slip assemblies are lubed for life and do not require additional lube.
- Any damage to the boot, or any loss or damage to any of the boot clamps, will require the replacement of the entire boot kit assembly. Refer to SPL® service manual DSSM 0100 for instructions on cleaning and re-greasing the slip assembly and installation of the new boot.
- SPL® boot kits come with a sealed package of grease containing the 4 ounces of Chevron Ultra-Duty EP-2 lubricant. No additional grease needs to be added.



Center Bearing Assemblies:

- Lubrication of the bearing itself takes place during its manufacturing process and no attempt should be made to add or change the grease within the bearing itself.

Spicer® XC™ Center Bearings:

- Driveshafts with Spicer® XC™ center bearing assemblies do not require any lubrication within the bearing or to the bearing outer surface due to the maintenance-free double lip seal within the bearing itself. Please refer to bulletin JOI-TEC-56 for installation procedures which can be found at www.SpicerParts.com/literature.



Warning: Rotating shafts can be dangerous. You can snag clothes, skin, hair, hands, etc. This can cause injury or death. Do not go under the vehicle when the engine is running.

Spicer® Driveshaft Lubrication Intervals - Chart 5

| Series | City | On-Highway | Linehaul | On/Off-Highway |
|--|--|---|---|--|
| Spicer® 10 Series™ (1310 thru 1810) Slip members also require lubrication. | 5,000/8,000 mi. (8,000/12,800 km) or 3 months (whichever comes first) | 10,000/15,000 mi. (16,000/24,000 km) or 3 months (whichever comes first) | 10,000/15,000 mi. (16,000/24,000 km) or 3 months (whichever comes first) | 5,000/8,000 mi. (8,000/12,800 km) or 3 months (whichever comes first) |
| Spicer Life Series®: Light-Duty (1310 thru 1410) Slip members are booted and permanently lubricated. Always inspect boots and clamps at every lube interval. | 15,000 mi. (24,000 km) or 6 months (whichever comes first) | 15,000 mi. (24,000 km) or 6 months (whichever comes first) | 15,000 mi. (24,000 km) or 6 months (whichever comes first) | 15,000 mi. (24,000 km) or 6 months (whichever comes first) |
| Spicer Life Series®: Medium-Duty* (SPL55, SPL70 & SPL100) Slip members are booted and permanently lubricated. Always inspect boots and clamps at every lube interval. | 25,000 mi. (40,000 km) or 6 months (whichever comes first) | 25,000 mi. (40,000 km) or 6 months (whichever comes first) | 25,000 mi. (40,000 km) or 6 months (whichever comes first) | 25,000 mi. (40,000 km) or 6 months (whichever comes first) |
| Spicer Life Series®: (OE Production SPICER LIFE XL Driveshafts ONLY) (SPL170, SPL250, SPL350 ONLY) FIRST LUBE CYCLE = 350,000 miles or 3 Years (whichever comes first). Slip members are booted and permanently lubricated. Always inspect boots and clamps at every lube interval. | | | | |
| Spicer Life Series®: Heavy-Duty* (SPL140 - All Lube Intervals) (SPL170, SPL250, SPL350 - All Lube Intervals after the First Lube cycle listed above) Slip members are booted and permanently lubricated. Always inspect boots and clamps at every lube interval. | 25,000 mi. (40,000 km) or 6 months (whichever comes first) | 100,000 mi. (160,000 km) or 6 months (whichever comes first) | 100,000 mi. (160,000 km) or 6 months (whichever comes first) | 25,000 mi. (40,000 km) or 6 months (whichever comes first) |

Spicer Life® SF™ Lubrication Cycle

Spicer Life SF™: Service-Free
 (Spicer u-joint part numbers with a "SF" in the suffix... i.e. SPL250-SF3X)

Permanently lubricated for the life of the product.

* We require relubrication with Spicer® ultra-premium synthetic grease or Chevron Ultra-Duty EP-2 or compatible lithium-based grease meeting N.L.G.I. Grade 2 specifications as well as ASTM D4950 "LB" specifications.



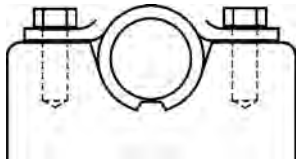
APPLICATION DEFINITIONS: **City** is defined as all applications that require a minimum of 90% of operation time within the city limits. **On-Highway** is defined as all applications requiring less than 10% of operating time on gravel dirt or unpaved roads. **Linehaul** is defined as 100% of operation time on smooth concrete or asphalt. **On/Off-Highway** is defined as all applications operating primarily on paved roads, but requiring more than 10% of operating time on gravel, dirt, or unpaved roads.

Visit our website at www.SpicerParts.com/videos to see how-to videos on proper u-joint kit lubrication procedures.

| Vehicle Type | Driveshaft Series | Spicer® Service Kit (Greaseable unless noted) | Spicer Life® OE Kit (Greaseable) | Spicer Life® OE Kit (Non-Greaseable) | |
|------------------------------------|----------------------------|--|-------------------------------------|---|---|
| Light & Medium Vehicles | 1210 | 5-443X | - | - | |
| | 1310 | 5-153X | 5-1310-1X** | 5-1310X | |
| | 1310 aluminum | - | - | 5-3613X† | |
| | 1310/7260* | - | - | 5-788X | |
| | 1310 (Wheel Joint) | - | - | 5-760X | |
| | 1310SPEC | 5-1201X | - | 5-7439X | |
| | 1330 | 5-213X | 5-1330-1X** | 5-1330X | |
| | 1330 aluminum | - | - | 5-3614X† | |
| | 1330SPEC | 5-1204X | - | 5-7438X | |
| | 1330/S44* | 5-212X | - | 5-793X | |
| | 1330/7290* | - | - | 5-7437X | |
| | 1350 | 5-178X | 5-1350-1X** | 5-1350X | |
| | 1350 (Wheel Joint)* | - | - | 5-7166X | |
| | 1350/SPL30 aluminum | - | - | 5-3615X† | |
| | 1350 x S44* | 5-3205X | - | - | |
| | 1355 AAM* | 5-3208X *** | - | - | |
| | 1410 | 5-160X | 5-1410-1X** | 5-1410X | |
| | 1410 aluminum | - | - | 5-3616X† | |
| | 1415 AAM* | 5-3207X*** | - | - | |
| | 1480/SPL55 | 5-188X | SPL55-1X | SPL55X | |
| | 1480/SPL55 (Wheel Joint)* | - | SPL55-4X | SPL55-3X | |
| | 1485 AAM* | 5-3206X*** | - | - | |
| | 1485 AAM (Wheel Joint)* | - | - | 5006813 | |
| | 1550/SPL70 | 5-155X | SPL70-1X | SPL70X | |
| | SPL70 (Wheel Joint)* | - | SPL70-4X | - | |
| | 7260* | 5-1306X | - | 5-789X | |
| | 7290* | 5-1309X | - | 5-811X | |
| | S44* | 5-3147X | - | 5-795X | |
| | Commercial Vehicles | SPL90/SPL100 | - | SPL100-1X | - |
| | | SPL140 | - | SPL140X | - |
| SPL170 | | - | SPL170-4X | SPL170-SF4X | |
| SPL250 | | - | SPL250-3X | SPL250-SF3X | |
| SPL350 | | - | SPL350X | SPL350SFX | |
| 1610 (Full Round) | | 5-279X | - | - | |
| 1610 (Half Round) | | 5-674X | - | - | |
| 1650 | | 5-165X | - | - | |
| 1710 (Full Round) | | 5-280X | - | - | |
| 1710 (Half Round) | | 5-675X | - | - | |
| 1760 (Full Round) | | 5-407X | - | - | |
| 1760 (Half Round) | | 5-677X | - | - | |
| 1800 (Full Round) | | 5-124X | - | - | |
| 1810 (Full Round) | | 5-281X | - | - | |
| 1810 (Half Round) | | 5-676X | - | - | |
| 1880 (Full Round) | 5-308X | - | - | | |

* Wheel joint or non-Spicer series - will not be on yoke ruler. Identify u-joint kit using Spicer K-350 Catalog. ** Zerk in Cap ***Non-Greaseable
† Used in aluminum driveshafts. U-joint has coated caps.

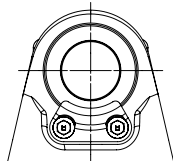
BEARING STRAP



WARNING: Always replace all attaching hardware.

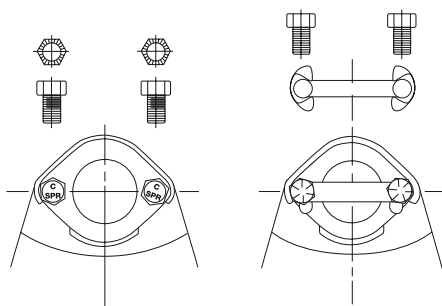
| Series | Strap Kit Assy | Attaching Bolt Part # | Recommended Bolt Torque (Lb.Ft.) | Recommended Bolt Torque (NM) |
|----------------|----------------|-----------------------|----------------------------------|------------------------------|
| 1210 | 2-70-18X | 231401 | 15 | 20 |
| 1310/SPL22 | 2-70-18X | 231401 | 15 | 20 |
| 1330/SPL25 | 2-70-18X | 231401 | 15 | 20 |
| 3R/S44 | 2-70-48X | Not Sold Separate | 30-35 | 41-47 |
| 7290 | 2-70-58X | Not Sold Separate | 13-18 | 18-24 |
| 7260 | 2-70-68X | Not Sold Separate | 13-18 | 18-24 |
| 1350/SPL30 | 3-70-28X | 231142 | 32 | 43 |
| 1350SPEC** | 3-70-48X | 231402 | 25-30 | 34-41 |
| 1410/SPL36 | 3-70-28X | 231142 | 32 | 43 |
| 1350/1410 (GM) | 3-70-58X | Not Sold Separate | 30-35 | 41-47 |
| 1485 (GM) | 3-70-68X | Not Sold Separate | 30-35 | 41-47 |
| 1480/SPL55 | 3-70-38X | 6-73-412 | 52 | 70 |
| 1550/SPL70 | 3-70-38X | 6-73-412 | 52 | 70 |
| SPL90 | 90-70-28X | 6-73-412 | 52 | 70 |
| 1610 | 5-70-28X | 6-73-412 | 52 | 70 |
| 1710 | 6.5-70-18X | 8-73-316 | 125 | 170 |
| 1710 | 212214X† | 8-73-316 | 125 | 170 |
| 1760 | 6.5-70-18X | 8-73-316 | 125 | 170 |
| 1760 | 212214X† | 8-73-316 | 125 | 170 |
| 1810 | 6.5-70-18X | 8-73-316 | 125 | 170 |
| 1810 | 212214X† | 8-73-316 | 125 | 170 |
| SPL140 | 140-70-18X | 5007417 | 115 | 156 |
| SPL170 | 170-70-18X | 5007417 | 115 | 156 |
| SPL250 | 250-70-18X | 5007417 | 115 | 156 |
| SPL350 | 350-70-18X | 5019836 | 188 | 255 |

SPL SPRING TAB



| Series | Spring Tab Kit | Attaching Bolt Part # | Recommended Bolt Torque (Lb.Ft.) | Recommended Bolt Torque (NM) |
|--------|----------------|-----------------------|----------------------------------|------------------------------|
| SPL140 | 211941X | 8-73-114M | 28 | 38 |
| SPL170 | 211941X | 8-73-114M | 28 | 38 |
| SPL250 | 211941X | 8-73-114M | 28 | 38 |

BEARING PLATE



| Series | Bolt Part # | Lockstrap Part # | Recommended Bolt Torque (Lb.Ft.) | Recommended Bolt Torque (NM) |
|--------|-------------|------------------|----------------------------------|------------------------------|
| 1610 | 5-73-709* | N.A. | 30 | 41 |
| 1710 | 6-73-209* | N.A. | 43 | 58 |
| 1760 | 6-73-209* | N.A. | 43 | 58 |
| 1810 | 6-73-209* | N.A. | 43 | 58 |
| 1880 | 7-73-315* | N.A. | 65 | 88 |
| 1610 | 5-73-109 | 98-741 | 20 | 27 |
| 1710 | 6-73-109 | 230323 | 36 | 27 |
| 1760 | 6-73-109 | 230323 | 36 | 27 |
| 1800 | 6-73-109 | 98-743 | 36 | 27 |
| 1810 | 6-73-109 | 230323 | 36 | 27 |
| 1880 | 7-73-115 | 231009 | 58 | 79 |

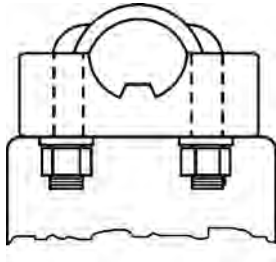
* Bolts contain serrations under bolt head with lock patch on threads

** Strap kit 1350 series "Special" for Corvette with metric bolts (3-70-48X (torque 25 -30 Lbs Ft / 34-41 Nm) also fits some Dodge Viper

† Kit has "cast retainer" style strap

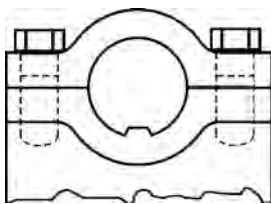
‡ For reference only; these driveline series are not serviced by Dana Aftermarket Group

U-BOLT



| Series | U-Bolt Assy | Recommended Bolt Torque (Lb.Ft.) | Recommended Bolt Torque (NM) |
|------------|-------------|----------------------------------|------------------------------|
| 1310/SPL22 | 2-94-28X | 14-17 | 19-23 |
| 1330/SPL25 | 2-94-28X | 14-17 | 19-23 |
| 1350/SPL30 | 3-94-18X | 20-24 | 17-33 |
| 1410/SPL36 | 3-94-18X | 20-24 | 17-33 |
| 1480/SPL55 | 3-94-28X | 32-37 | 43-50 |
| 1550/SPL70 | 3-94-28X | 32-37 | 43-50 |

CAP AND BOLT



| Series | Cap and Bolt Assy | Recommended Bolt Torque (Lb.Ft.) | Recommended Bolt Torque (NM) |
|--------|-------------------|----------------------------------|------------------------------|
| 1650‡ | 5-70-18X | 77-103 | 104-140 |
| 1850‡ | 8-70-18X | 110-147 | 149-199 |
| 1850‡ | 8-70-18X | 110-147 | 149-199 |
| 1910‡ | Not Sold Separate | 110-147 | 149-199 |
| 1950‡ | 9-70-18X | 271-362 | 367-491 |
| 2010‡ | Not Sold Separate | 102-118 | 138-160 |
| 2050‡ | 9-70-28X | 744-844 | 1009-1144 |
| 2110‡ | Not Sold Separate | 171-197 | 232-267 |
| 2150‡ | 9-70-38X | 744-844 | 1008-1144 |
| 2210‡ | Not Sold Separate | 260-298 | 253-404 |

* Bolts contain serrations under bolt head with lock patch on threads

** Strap kit 1350 series "Special" for Corvette with metric bolts (3-70-48X (torque 25 -30 Lbs Ft / 34-41 Nm) also fits some Dodge Viper

† Kit has "cast retainer" style strap

‡ For reference only; these driveline series are not serviced by Dana Aftermarket Group

Universal Joint Kit Method of Retention and Hardware Kit Part Numbers

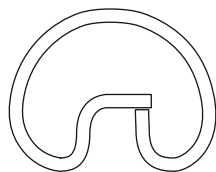


LUBE FITTINGS

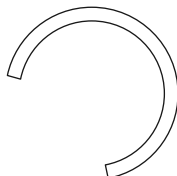


| Style | Thread Size | Hex | Overall Length | Spicer Part # | Notes |
|-------|--------------|-------|----------------|---------------|-------------------------|
| 1 | 0.125-27NPT | 0.438 | 0.660 | 500168-2 | |
| 1 | 0.250-28 | 0.312 | 0.540 | 500174-1 | |
| 1 | 0.250-28 | 0.312 | 0.680 | 500174-2 | |
| 2 | 0.250-28 | 0.312 | 0.406 | 231209 | |
| 2 | #10-32 | | 0.344 | 230977 | Installs w/ screwdriver |
| 3 | 0.125-27NPTF | 0.500 | 0.843 | 232830 | Use pliers to tighten |
| 3 | 0.250-28 | 0.312 | 0.406 | 500175-2 | 65° fitting |
| 3 | M6X1 | 0.276 | 0.355 | 5001182 | Thread forming thread |
| 1 | M8X1-6h | 0.433 | 1.014 | 052133703 | 45° fitting |
| 1 | M10X1-6h | 0.433 | 2.315 | 052242703 | |
| 3 | M10X1-6h | 0.433 | 0.886 | 052261703 | |
| 1 | M6X1-6h | 0.276 | 0.532 | 052702703 | |
| 1 | M8X1-6h | 0.354 | 0.669 | 052703703 | |
| 1 | M10X1-6h | 0.433 | 0.610 | 052728703 | |
| 1 | M6X1-6h | 0.433 | 1.024 | 052802703 | 45° fitting |
| 1 | M10X1-6h | 0.433 | 1.024 | 052819703 | 45° fitting |
| 2 | M8X1-6h | 0.157 | 0.315 | 815060005 | Hex socket plug |
| 1 | M10X1-6h | 0.433 | 0.799 | 816300008 | 90° fitting |

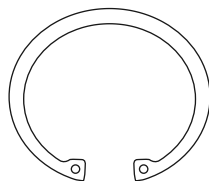
SNAP RINGS



Style 1



Style 2



Style 3

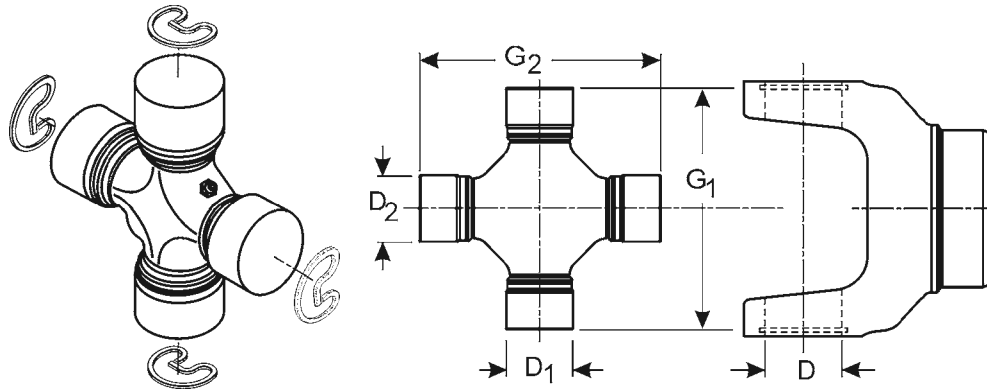
| Style | Fits Bearing Diameter | Thick (+ or - 0.0005) | Color | Spicer Part # | Notes |
|-------|-----------------------|-----------------------|--------|----------------|----------------------------------|
| 1 | 0.938 | 0.058 | NONE | 1-7-29 | |
| 1 | 1.062 | 0.055 | GREEN | 2-7-469 | |
| 1 | 1.062 | 0.057 | PURPLE | 2-7-329† | |
| 1 | 1.062 | 0.058 | NONE | 2-7-4 | |
| 1 | 1.062 | 0.059 | COPPER | 2-7-29 | |
| 1 | 1.062 | 0.060 | SILVER | 2-7-49 | |
| 1 | 1.062 | 0.063 | YELLOW | 2-7-449 | |
| 1 | 1.062 | 0.065 | BLUE | 2-7-459 | |
| 1 | 1.188 | 0.058 | NONE | 3-7-39 | |
| 1 | 1.188 | 0.059 | BLACK | 3-7-229 | Coated for use in aluminum yokes |
| 1 | 1.188 | 0.059 | COPPER | 3-7-4 | |
| 1 | 1.188 | 0.061 | WHITE | 3-7-49 | |
| 1 | 1.188 | 0.064 | PINK | 5011183 | |
| 1 | 1.375 | 0.058 | NONE | 3-7-89 | |
| 1 | 1.375 | 0.060 | COPPER | 3-7-109 | |
| 1 | 1.375 | 0.062 | YELLOW | 4-7-69 | |
| 2 | 0.938 | 0.058 | NONE | 10-7-29 | |
| 2 | 1.062 | 0.058 | NONE | 2-7-99 | Spec for use w/ wheel jt. |
| 2 | 1.062 | 0.060 | NONE | 2-7-299 | |
| 2 | 1.102 | 0.060 | COPPER | 2-7-369 | |
| 2 | 1.188 | 0.058 | NONE | 3-7-99 | |
| 2 | 1.375 | 0.060 | NONE | 3-7-129 | |
| 3 | 2.559 | 0.108 | NONE | 350-7-10018754 | |
| 1 | 1.623 | 0.094 | COPPER | 5-7-29-3 | |
| 1 | 1.623 | 0.095 | SILVER | 5-7-29-4 | |

† Part is available until supply is exhausted



| Conversion Kit Number | Series Joined | Converts Yokes Using Kit Number | Greasable | Page Number |
|-----------------------|--|------------------------------------|---------------|----------------|
| | | | Y=Yes N=No | |
| 5-134X | Spicer 1310 to Spicer 1330 | 5-153X and 5-213X | Y | 262 |
| 5-186X* | Spicer 1850 to Mechanics 9C (HWD) | 5-85X and 5-9111X | Y | 271 |
| 5-187X* | Spicer 1850 to Mechanics 9C(HWT) | 5-182X and 5-9122X | Y | 271 |
| 5-212X | Mechanics S44 to Spicer 1330/Cleveland S55 | 5-3147X and 5-1203X | Y | 270 |
| 5-220X* | Spicer 1550 to Mechanics 6C (LWT) | 5-155X and 5-6144X | Y | 271 |
| 5-221X* | Spicer 1550 to Mechanics 6BL | 5-155X and 5-6006X | Y | 271 |
| 5-248X | Spicer 1110 to Mechanics 2CL | 5-111X and 5-2173X | Y | 269 |
| 5-291X | Spicer 1310 to Mechanics 2C (LWT) | 5-153X and 5-2002X | Y | 271 |
| 5-324X | Spicer 1810 to Mechanics 9C (HWD) | 5-281X and 5-9111X | Y | 279 |
| 5-326X | Spicer 1880 to Mechanics 9C (HWD) | 5-328X and 5-9111X | Y | 279 |
| 5-327X | Spicer 1880 to Mechanics 9C (HWT) | 5-328X and 5-9122X | Y | 279 |
| 5-328X | Spicer 1550 to Rockwell 58WB (HWD) | 5-155X and 5-5800X | Y | 271 |
| 5-329X* | Spicer 1550 to Rockwell 58WB (LWT) | 5-155X and 5-5801X | Y | 271 |
| 5-330X | Spicer 1650 to Mechanics 7C (HWD) | 5-165X and 5-7111X | Y | 271 |
| 5-331X* | Spicer 1650 to Mechanics 7C (LWT) | 5-165X and 5-7000X | Y | 271 |
| 5-345X | Spicer 1410 to Mechanics 4C (HWD) | 5-160X and 5-4111X | Y | 271 |
| 5-346X* | Spicer 1410 to Mechanics 4C (LWT) | 5-160X and 5-4144X | Y | 271 |
| 5-347X* | Spicer 1480 to Mechanics 5C (HWD) | 5-188X and 5-5111X | Y | 271 |
| 5-348X* | Spicer 1480 to Mechanics 5C (HWT) | 5-188X and 5-5000X | Y | 271 |
| 5-353X* | Spicer 1310 to Detroit 7260 | 5-153X and 5-1306X | Y | 269 |
| 5-354X* | Spicer 1310 to Detroit 7290 | 5-153X and 5-1309X | Y | 270 |
| 5-355X* | Spicer 1310 to Detroit 7290 | 5-1203X and 5-1309X | Y | |
| 5-356X* | Spicer 1310 to Mechanics 3CL (LWT) | 5-153X and 5-3144X | Y | 271 |
| 5-357X | Spicer 1410 to Chrysler 5380 | 5-1206X and 5-1301X | Y | 270 |
| 5-430X | Spicer 1000 to Rockwell L6N | 5-170X and 5-92X | Y | 266 |
| 5-460X | Spicer 1310 to Spicer 1350 | 5-153X and 5-178X | Y | 262 |
| 5-527X* | Chrysler/Detroit 7260 to Chrysler/Detroit 7290 | 5-1306X and 5-1309X | Y | 266 |
| 5-541X* | Saginaw S44 to Spicer 1330/Cleveland S55 | 5-3147X and 5-1203X | Y | 269 |
| 5-544X* | Spicer 1310 to Saginaw S44 | 5-153X and 5-3147X | N | |
| 5-648X | Spicer 1330 to Spicer 1350 | 5-213X and 5-178X | Y | 264 |
| 5-1312X* | Saginaw S44 to Cleveland P55-55-675 | 5-3147X and 5-1204X | Y | 270 |
| 5-1313X* | Spicer 1350 to Cleveland P55-55-675 | 5-178X and 5-1204X | Y | 264, 270 |
| 5-3022X* | Spicer 1310 to Saginaw S44 | 5-153X and 5-3147X | Y | 269 |
| 5-3163X* | Chrysler/Detroit 7260 to and Saginaw S44 | 5-1309X and 5-3147X | N | 268 |
| 5-7437X | Spicer 1330 to Detroit 7290 | 5-213X and 5-1309X | N | 270 |
| 5-599X* | Spicer 1330 to Detroit 7260 | 5-213X and 5-1306X | N | 269 |
| 5-7436X | Spicer 1330 to Detroit 7260 | 5-213X and 5-1306X | N | 269 |
| 5-3248X | Spicer 1350 to Spicer Cleveland P55-55-675 | 5-178X and 5-1204X | N | 264 |
| 5-3222X | Spicer 1310 to Detroit 7290 | 5-153X and 5-1309X | Y | 270 |
| 5-3249X | Spicer 1310 to Spicer 1310WJ | 5-153X and 5-260X | Y | 269 |
| 5-3255X | Cleveland P55-55-675 to Saginaw S44 | 5-1204X and 5-3147X | Y | 270 |
| 5-3246X | Spicer 1330 to Detroit 7260 | 5-213X and 5-1306X | Y | 269 |
| 5-796X* | Spicer 1330 to Detroit 7290 | 5-213X and 5-1309X | N | 270 |
| 6C-5X | Spicer 1550 to Mechanics 6C (LWT) | 5-155X and 5-6144X | Y | 271 |
| 6C-3X | Spicer 1550 to Mechanics 6BL | 5-155X and 5-6006X | Y | 271 |
| 5-3022-1X | Spicer 1310 to Saginaw S44 | 5-153X and 5-3147X | Y | 269 |
| 5C-3X | Spicer 1480 to Mechanics 5C/5BL | 5-188X and 5-5111X | Y | 271 |
| 5C-5X | Spicer 1480 to Mechanics 5C/5BL | 5-188X and 5-5000X | Y | 271 |
| 5-788X | Spicer 1310 to Detroit 7260 | 5-153X and 5-1306X | Y | 269 |
| 5-3244X | Chrysler/Detroit 7260 to Chrysler/Detroit 7290 | 5-1306X and 5-1309X | Y | 266 |
| 5-621X | Spicer 1330/Cleveland S55 and Saginaw S44 | 5-1203X and 5-3147X | Y | 269 |
| 5-3247X | Spicer 1310 to Mechanics 2.5R | 5-153X and 5-3219-1X | Y | 269 |
| 15-134X | Spicer 1310 to Spicer 1330 | 5-153X and 5-213X | Y | 262 |
| 15-324X | Spicer 1810 to Mechanics 9C (HWD) | 5-281X and 5-9111X | Y | 279 |
| 15-353X | Spicer 1310 to Detroit 7260 | 5-153X and 5-1306X | Y | 269 |
| 5-2140X | Spicer 1310 to Mechanics 2R | 5-153X and 5-2011X | Y | 269 |
| 5-3205X | Spicer 1350 to Saginaw S44 | 5-178X and 5-3147X | Y | 270 |
| 5-3227X | Spicer 1330 to Detroit 7290 | 5-213X and 5-1309X | Y | 270 |
| 5-450X | Spicer 1610 to Bradley WB | 5-279X and Bradley WB | Y | 279 |
| 5-642X | Spicer 1880 to Mechanics 9C (HWD) | 5-308X and 5-9111X | Y | 279 |
| 5-793X | Spicer 1330 to Saginaw S44 | 5-213X and 5-3147X | Y | 270 |
| 5003097* | Spicer 1310 to Saginaw S44 | 5-153X and 5-3147X | N | 269 |

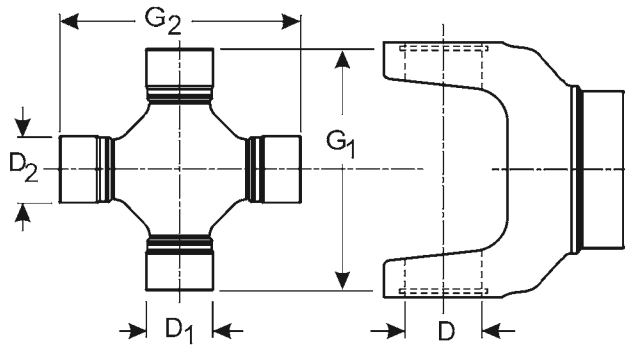
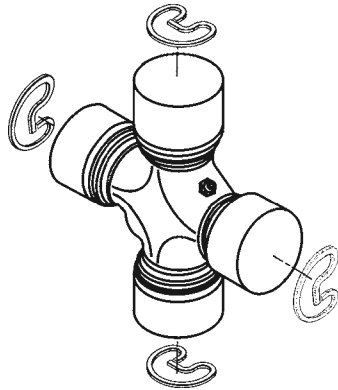
* Part has been discontinued



OUTSIDE SNAP RING (OSR) STYLE

| G1 Over Caps | D1 Inside Bearing Cap Diameter | G2 Over Caps | D2 Outside Bearing Cap Diameter | OE Manufacturer | OE Series | Converts | | Greasable Y=Yes N=No | Spicer Part # | Notes |
|--------------------|---|--------------------|--|-----------------------|-------------------------|---------------------|------------------------|----------------------------|------------------|---|
| | | | | | | From This Series | To This Series Part | | | |
| 1.732 | 0.811 | 1.732 | 0.811 | Spicer Italcardano | 44-B | | | N | 050576000 | |
| 1.850 | 0.732 | 1.850 | 0.732 | Spicer Italcardano | 47-B | | | Y | 050560000 | 45° Zerk is located in center of cross |
| 1.909 | 0.748 | 1.909 | 0.748 | | 0400SG | | | N | 5-3256X | |
| 2.046 | 0.750 | 2.046 | 0.750 | Spicer Italcardano | U-30 | | | Y | 050910000 | 90° Zerk is located in center of cross |
| 2.126 | 0.866 | 2.126 | 0.866 | Bondioli Pavesi | Series 1 | | | Y | 5-3200X | |
| 2.165 | 0.787 | 2.165 | 0.787 | | Kubota | | | Y | 5-3258-1X | |
| 2.165 | 0.866 | 2.165 | 0.866 | Walterscheid | 2100 | | | Y | 040116* | 040116 was replaced by 5-3233X |
| 2.150 | 0.866 | 2.150 | 0.866 | Walterscheid | 2100 | | | Y | 5-3233X | |
| 2.409 | 0.938 | 2.409 | 0.938 | Spicer | 1100-SG | | | Y | 5-102X* | |
| 2.411 | 0.938 | 2.411 | 0.938 | Spicer Italcardano | 61-B or 1100 | | | Y | 050701000 | |
| 2.411 | 0.938 | 2.411 | 0.938 | Spicer | 1100 | | | Y | 5-111X* | 5-111X was replaced by 5-101X |
| 2.411 | 0.938 | 2.411 | 0.938 | Spicer | 1100 | | | N | 5-101X | |
| 2.438 | 1.062 | 2.438 | 1.062 | Spicer | 1210 | | | N | 5-526X* | 5-526X was replaced by 5-443X; has metal back seals |
| 2.438 | 1.062 | 2.438 | 1.062 | Spicer | 1210 | | | N | 5-547X* | 5-547X was replaced by 5-443X; has spacer in bearing cap; has metal back seals |
| 2.438 | 1.062 | 2.438 | 1.062 | Spicer | 1210 | | | Y | 5-443X | Lube fitting in bearing cap |
| 2.438 | 1.062 | 2.438 | 1.062 | Spicer | 1210 | | | Y | 5-554X* | Lube fitting in bearing cap; has metal back seals |
| 2.438 | 1.062 | 2.438 | 1.062 | Spicer | 1210 | | | N | 5-736X* | |
| 2.456 | 1.062 | 2.456 | 1.062 | Spicer | 1210WJ | | | N | 5-3215X | |
| 2.498 | 0.984 | 2.498 | 0.984 | Dodge Colt | Dodge | | | Y | 5-1503X | |
| 2.648 | 1.063 | 2.648 | 1.063 | | Saturn | | | Y | 5-3241X | |
| 2.679 | 1.125 | 2.679 | 1.125 | Rockwell | L14N/1240 | | | Y | 5-129X | |
| 2.755 | 1.024 | 2.755 | 1.024 | | Suzuki | | | Y | 5-3257X | |
| 2.764 | 1.063 | 2.764 | 1.063 | Bondioli Pavesi | Series 3 | | | Y | 5-3232X | |
| 2.931 | 0.882 | 2.931 | 0.882 | Rockwell | 1FR-AG | | | Y | 5-264X | 4-round knurled caps; no bearings in bearing cap |
| 2.933 | 1.063 | 2.933 | 1.063 | Walterscheid | 2300 | | | Y | 044444* | |
| 2.937 | 1.063 | 2.937 | 1.063 | Bondioli Pavesi | Series 4 | | | Y | 5-3204X | |
| 2.938 | 1.063 | 2.938 | 1.063 | Spicer | 1300 | | | Y | 5-4X* | 5-4X was replaced by 5-3214X |
| 2.937 | 1.062 | 2.937 | 1.062 | Spicer | 1300 | | | Y | 5-3214X | |
| 2.939 | 1.062 | 2.939 | 1.062 | Spicer Italcardano | 75-B | | | Y | 050585000 | |
| 2.993 | 1.260 | 2.993 | 1.260 | Walterscheid | 2400 | | | Y | 312410* | 312410 was replaced by 5-3235X |
| 2.992 | 1.260 | 2.992 | 1.260 | Walterscheid | 2400 | | | Y | 5-3235X | |
| 3.000 | 0.985 | 3.000 | 0.985 | | Chrysler/ Mitsubishi | | | Y | 5-3217X | |
| 3.059 | 1.123 | 3.059 | 1.123 | | Toyota | | | Y | 5-3224X | |
| 3.207 | 1.250 | 3.207 | 1.250 | Rockwell | 35N/1340 | | | Y | 5-243X | |
| 3.219 | 1.062 | 3.219 | 1.062 | Spicer | 1310 | | | N | 5-785X* | 5-785X was replaced by 5-1310X; Spicer Life Series |
| 3.219 | 1.062 | 3.219 | 1.062 | Spicer | 1310/SPL22 | | | N | SPL22-1X* | SPL22-1X was replaced by 5-1310X |

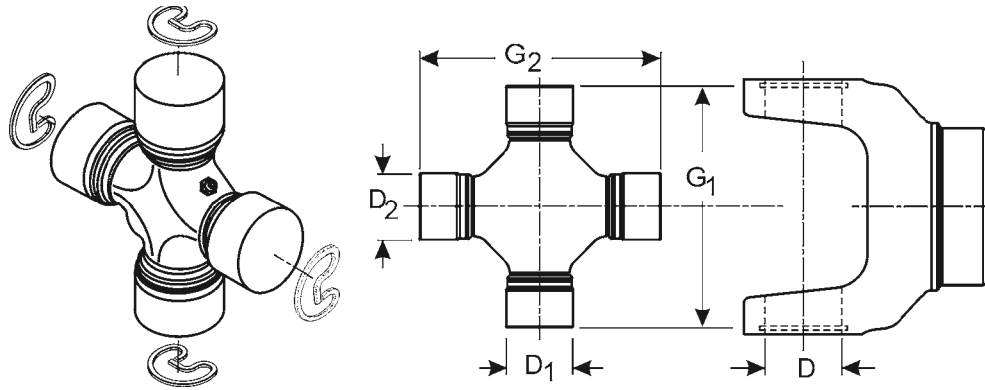
* Part has been discontinued † Part is available until supply is exhausted ‡ Not sold separately



OUTSIDE SNAP RING (OSR) STYLE (CONTINUED)

| G1 | D1 | G2 | D2 | OE Manufacturer | OE Series | Converts | | Greasable Y=Yes N=No | Spicer Part # | Notes |
|-------|-------|-------|-------|-----------------|----------------|------------------|---------------------|----------------------------|---------------|--|
| | | | | | | From This Series | To This Series Part | | | |
| 3.219 | 1.062 | 3.219 | 1.062 | Spicer | 1310/SPL22 | | | N | 5-1310X | |
| 3.219 | 1.062 | 3.219 | 1.062 | Spicer | 1310 | | | Y | 5-278X* | 5-278X was replaced by 5-153X; flush lube fitting in cross |
| 3.219 | 1.062 | 3.219 | 1.062 | Spicer | 1310 | | | Y | 5-419X† | 5-419X will be replaced by 5-153X when supply is exhausted; has metal back seals |
| 3.219 | 1.062 | 3.219 | 1.062 | Spicer | 1310 | | | Y | 5-477X* | 5-477X was replaced by 5-153X; has black seals |
| 3.219 | 1.062 | 3.219 | 1.062 | Spicer | 1310 | | | Y | 5-511X* | 5-511X was replaced by 5-153X; has long grease Zerk |
| 3.219 | 1.062 | 3.219 | 1.062 | Spicer | 1310 | | | Y | 5-153X | |
| 3.219 | 1.062 | 3.219 | 1.062 | Spicer | 1310 | | | N | 5-611-1X* | Includes various thickness snap rings |
| 3.219 | 1.062 | 3.219 | 1.062 | Spicer | 1310 | | | N | 5-786X* | 5-786X was replaced by 5-3613X; coated bearing caps; Spicer Life Series |
| 3.219 | 1.062 | 3.219 | 1.062 | Spicer | 1310/SPL22 | | | N | SPL22-2X* | SPL22-2X was replaced by 5-3613X; coated bearing caps |
| 3.219 | 1.062 | 3.219 | 1.062 | Spicer | 1310 | | | N | 5-3613X | Coated bearing caps; Spicer Life Series |
| 3.219 | 1.062 | 3.219 | 1.062 | Spicer | 1310 | | | Y | 5-255X* | 5-255X was replaced by 5-1310-1X; has metal back seals |
| 3.219 | 1.062 | 3.219 | 1.062 | Spicer | 1310 | | | Y | 5-810X† | 5-810X will be replaced by 5-1310-1X when supply is exhausted; lube fitting in bearing cap; Spicer Life Series |
| 3.219 | 1.062 | 3.219 | 1.062 | Spicer | 1310-CV | | | Y | 5-433-1X* | 5-433-1X was replaced by 5-1310-1X; lube fitting in bearing cap |
| 3.219 | 1.062 | 3.219 | 1.062 | Spicer | SPL22 | | | Y | SPL22-7X* | SPL22-7X was replaced by 5-1310-1X; Spicer Life Series |
| 3.219 | 1.062 | 3.219 | 1.062 | Spicer | 1310/SPL22 | | | Y | 5-1310-1X | Lube fitting in bearing cap |
| 3.219 | 1.062 | 3.219 | 1.125 | Spicer | 1310SPEC | | | Y | 5-719X* | |
| 3.219 | 1.062 | 3.219 | 1.125 | Spicer | 1310SPEC | | | N | 5-787X* | 5-787X was replaced by 5-7439X; Spicer Life Series |
| 3.219 | 1.062 | 3.219 | 1.125 | Spicer | 1310SPEC | | | Y | 5-1201X* | 5-1201X was replaced by 5-7439X |
| 3.219 | 1.062 | 3.219 | 1.125 | Spicer | 1310SPEC/SPL22 | S55 | SPL22 | N | SPL22-3X* | SPL22-3X was replaced by 5-7439X |
| 3.219 | 1.062 | 3.219 | 1.125 | Spicer | S55/1310 | S55 | 1310 | N | 5-7439X | |
| 3.219 | 1.062 | 3.625 | 1.062 | Spicer | 1310/1330 | 1310 | 1330 | Y | 15-134X | SVL by Dana |
| 3.219 | 1.062 | 3.219 | 1.062 | Spicer | 1310 | | | Y | 15-153X | SVL by Dana |
| 3.219 | 1.062 | 3.625 | 1.062 | Spicer | 1310/1330 | 1310 | 1330 | Y | 5-134X | |
| 3.219 | 1.062 | 3.625 | 1.188 | Spicer | 1310/1350 | 1310 | 1350 | Y | 5-460X | |
| 3.268 | 1.181 | 3.268 | 1.181 | | ZF | | | N | 5-3262X | |
| 3.496 | 1.417 | 3.496 | 1.417 | Walterscheid | Series 2500 | | | Y | 5-3237X | |
| 3.503 | 1.417 | 3.503 | 1.417 | Walterscheid | 2500 | | | Y | 312209* | 312209 was replaced by 5-3234X |
| 3.150 | 1.189 | 3.150 | 1.189 | Bondioli Pavesi | Series 5 | | | Y | 5-3234X | |
| 3.607 | 1.066 | 3.607 | 1.066 | Visteon | 1330 | | | Y | 5-3253X | |
| 3.612 | 1.188 | 3.612 | 1.188 | AAM | AAM 1355 | | | N | 5-3208X | |
| 3.622 | 1.181 | 3.622 | 1.181 | Walterscheid | W220 | | | Y | 041662* | 041662 was replaced by 5-3236X |
| 3.622 | 1.189 | 3.622 | 1.189 | Bondioli Pavesi | Series 6 | | | Y | 5-3236X | |

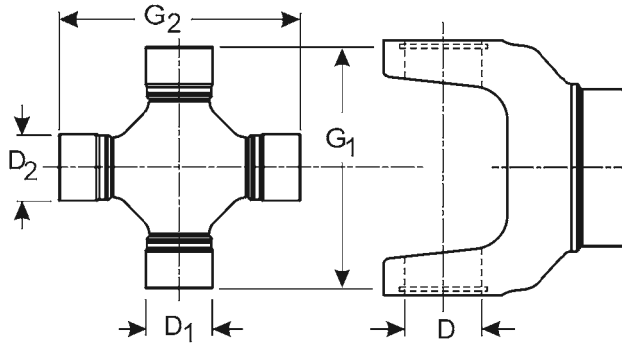
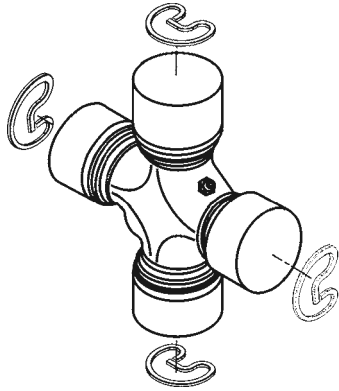
* Part has been discontinued † Part is available until supply is exhausted ‡ Not sold separately



OUTSIDE SNAP RING (OSR) STYLE (CONTINUED)

| G1 | D1 | G2 | D2 | OE Manufacturer | OE Series | Converts | | Greasable Y=Yes N=No | Spicer Part # | Notes |
|-------|-------|-------|-------|-----------------|--------------------|------------------|---------------------|----------------------------|---------------|---|
| | | | | | | From This Series | To This Series Part | | | |
| 3.625 | 1.062 | 3.625 | 1.062 | Spicer | 1330 | | | Y | 5-1203X | |
| 3.625 | 1.062 | 3.625 | 1.062 | Spicer | 1330 | | | Y | 5-273X* | 5-273X was replaced by 5-213X; has metal back seals |
| 3.625 | 1.062 | 3.625 | 1.062 | Spicer | 1330 | | | Y | 5-213X | |
| 3.625 | 1.062 | 3.625 | 1.062 | Spicer | 1330 | | | N | 5-791X* | 5-791X was replaced by 5-3614X; coated bearing caps; Spicer Life Series |
| 3.625 | 1.062 | 3.625 | 1.062 | Spicer | 1330/SPL25 | | | N | SPL25-2X* | SPL25-2X was replaced by 5-3614X; coated bearing caps |
| 3.625 | 1.062 | 3.625 | 1.062 | Spicer | 1330/SPL25 | | | N | 5-3614X | Coated bearing caps; Spicer Life Series |
| 3.625 | 1.062 | 3.625 | 1.062 | Spicer | 1330 | | | N | 5-618X* | 5-618X was replaced by 5-1330X |
| 3.625 | 1.062 | 3.625 | 1.062 | Spicer | 1330 | | | N | 5-790X* | 5-790X was replaced by 5-1330X; Spicer Life Series |
| 3.625 | 1.062 | 3.625 | 1.062 | Spicer | SPL25/1330 | | | Y | 5-812X* | 5-812X was replaced by 5-1330-1X; Spicer Life Series |
| 3.625 | 1.062 | 3.625 | 1.062 | Spicer | SPL25 | | | N | 5001919* | 5001919 was replaced by 5-1330-1X; lube fitting in bearing cap |
| 3.625 | 1.062 | 3.625 | 1.062 | Spicer | 1330/SPL25 | | | N | SPL25-1X* | SPL25-1X was replaced by 5-1330X |
| 3.625 | 1.062 | 3.625 | 1.062 | Spicer | 1330/SPL25 | | | N | 5-1330X | |
| 3.625 | 1.062 | 3.625 | 1.125 | Spicer | 1330SPEC | | | N | 5-792X* | 5-792X was replaced by 5-7438X; Spicer Life Series |
| 3.625 | 1.062 | 3.625 | 1.125 | Spicer | 1330SPEC/ SPL25 | | | N | SPL25-3X* | SPL25-3X was replaced by 5-7438X |
| 3.625 | 1.062 | 3.625 | 1.125 | Spicer | 1330SPEC/ SPL25 | | | N | 5-7438X | |
| 3.625 | 1.062 | 3.625 | 1.125 | Spicer | | 1330 | 1330SPEC | N | 5-538X | |
| 3.625 | 1.062 | 3.625 | 1.125 | Spicer | 1330SPEC | | | Y | 5-1204X | |
| 3.625 | 1.188 | 3.625 | 1.188 | Spicer | 1350/SPL30 | | | N | SPL30-3X* | 2-uncoated, 2-coated bearing caps |
| 3.625 | 1.188 | 3.625 | 1.188 | Spicer | 1350/SPL30 | | | N | SPL30-4X* | |
| 3.625 | 1.188 | 3.625 | 1.188 | Spicer | 1350 | | | Y | 5-174X | Has metal back seals |
| 3.625 | 1.188 | 3.625 | 1.188 | Spicer | 1350 | | | Y | 5-480X* | 5-480X was replaced by 5-178X |
| 3.625 | 1.188 | 3.625 | 1.188 | Spicer | 1350 | | | Y | 5-584X* | 5-584X was replaced by 5-178X; same as 5-178X except includes 45° Zerk |
| 3.625 | 1.188 | 3.625 | 1.188 | Spicer | 1350 | | | Y | 5-178X | |
| 3.625 | 1.188 | 3.625 | 1.188 | Spicer | 1350 | | | Y | 15-178X | SVL by Dana |
| 3.625 | 1.188 | 3.625 | 1.188 | Spicer | 1350 | | | N | 5-447X* | 5-447X was replaced by 5-3615X; coated bearing caps |
| 3.625 | 1.188 | 3.625 | 1.188 | Spicer | 1350 | | | N | 5-800X* | 5-800X was replaced by 5-3615X; coated bearing caps; Spicer Life Series |
| 3.625 | 1.188 | 3.625 | 1.188 | Spicer | 1350/SPL30 | | | N | SPL30-2X* | SPL30-2X was replaced by 5-3615X; coated bearing caps |
| 3.625 | 1.188 | 3.625 | 1.188 | Spicer | 1350 | | | N | 5-3615X | Coated bearing caps |
| 3.625 | 1.188 | 3.625 | 1.188 | Spicer | 1350WJ | | | N | 5-282X* | 5-282X was replaced by 5-1350X; has metal back seals |
| 3.625 | 1.188 | 3.625 | 1.188 | Spicer | 1350WJ | | | N | 5-86X* | 5-86X was replaced by 5-1350X; used in closed end Spicer front axle; no bearing cap seals |

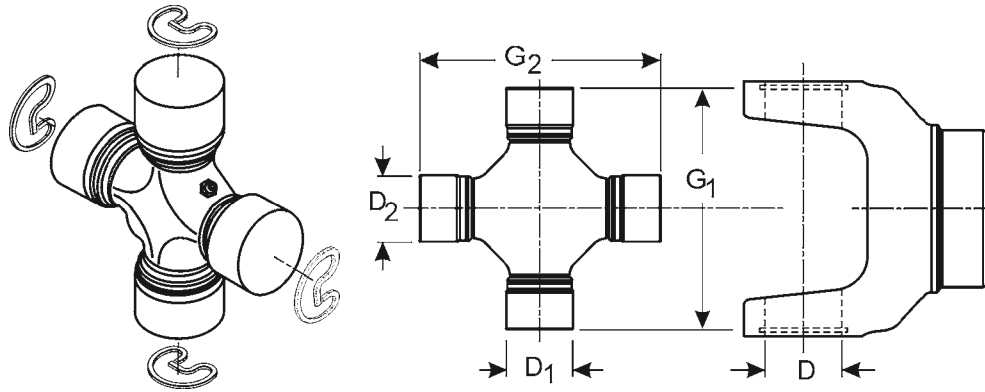
* Part has been discontinued † Part is available until supply is exhausted ‡ Not sold separately



OUTSIDE SNAP RING (OSR) STYLE (CONTINUED)

| G1 | D1 | G2 | D2 | OE Manufacturer | OE Series | Converts | | Greasable Y=Yes N=No | Spicer Part # | Notes |
|-------|-------|-------|-------|----------------------|--------------------|------------------|---------------------|----------------------------|---------------|---|
| | | | | | | From This Series | To This Series Part | | | |
| 3.625 | 1.188 | 3.625 | 1.188 | Spicer | 1350 | | | N | 5-799X* | 5-799X was replaced by 5-1350X; Spicer Life Series |
| 3.625 | 1.188 | 3.625 | 1.188 | Spicer | 1350/SPL30 | | | N | SPL30-1X* | SPL30-1X was replaced by 5-1350X |
| 3.625 | 1.188 | 3.625 | 1.188 | Spicer | 1350/SPL30 | | | N | 5-1350X | |
| 3.625 | 1.188 | 3.625 | 1.188 | Spicer | 1350 | | | N | 5-471X* | 5-471X was replaced by 5-1350-1X; has metal back seals - spec for U.S. government |
| 3.625 | 1.188 | 3.625 | 1.188 | Spicer | 1350 | | | Y | 5-542X* | 5-542X was replaced by 5-1350-1X; has metal back seals |
| 3.625 | 1.188 | 3.625 | 1.188 | Spicer | 1350/SPL30 | | | Y | 5-1350-1X | Lube fitting in bearing cap |
| 3.625 | 1.062 | 3.625 | 1.125 | Spicer | 1330SPEC | | | Y | 15-1204X | SVL by Dana |
| 3.625 | 1.062 | 3.625 | 1.062 | Spicer | 1330 | | | Y | 15-213X | SVL by Dana |
| 3.625 | 1.062 | 3.625 | 1.062 | Spicer | 1330/SPL25 | | | Y | 5-1330-1X | |
| 3.625 | 1.062 | 3.625 | 1.062 | Spicer | 1330/SPL25 | | | Y | 5-1330-1X | |
| 3.625 | 1.062 | 3.625 | 1.188 | Spicer | 1330/1350 | 1330 | 1350 | Y | 5-648X | |
| 3.625 | 1.125 | 3.625 | 1.188 | Cleveland | P55 | 1350 | P55 | Y | 5-1313X* | 5-1313X was replaced by 5-3248X |
| 3.625 | 1.125 | 3.625 | 1.188 | Spicer | 1330SPEC/1350 | 1330SPEC | 1350 | Y | 5-3248X | |
| 3.693 | 1.374 | 3.693 | 1.374 | Bondioli Pavesi | Series 7 | | | Y | 5-3238X | |
| 3.767 | 1.260 | 3.767 | 1.260 | Spicer Italcardan | 96-B | | | Y | 050207000 | |
| 3.787 | 1.066 | 3.787 | 1.066 | Visteon Special | Staked Replacement | | | N | 5-3203X | |
| 3.900 | 1.005 | 3.900 | 1.005 | Borg Warner | 3DR | | | Y | 5-265X | 4-round knurled caps - no hardware included |
| 4.173 | 1.374 | 4.173 | 1.374 | Bondioli Pavesi | Series 8 | | | Y | 5-3240X | |
| 4.178 | 1.375 | 4.178 | 1.375 | AAM | AAM 1485 | | | N | 5-3206X | |
| 4.178 | 1.188 | 4.178 | 1.188 | AAM | AAM 1415 | | | N | 5-3207X | |
| 4.188 | 1.188 | 4.188 | 1.188 | Spicer | 1410 | | | N | 5-641X* | 5-641X was replaced by 5-1410X |
| 4.188 | 1.188 | 4.188 | 1.188 | Spicer | 1410 | | | Y | 5-462X* | 5-462X was replaced by 5-1410-1X; has metal back seals |
| 4.188 | 1.188 | 4.188 | 1.188 | Spicer | 1410 | | | N | 5-801X* | 5-801X was replaced by 5-1410X; Spicer Life Series |
| 4.188 | 1.188 | 4.188 | 1.188 | Spicer | 1410/SPL36 | | | N | SPL36-1X* | SPL36-1X was replaced by 5-1410X |
| 4.188 | 1.188 | 4.188 | 1.188 | Spicer | 1410/SPL36 | | | N | SPL36-3X* | SPL36-3X was replaced by 5-1410X |
| 4.188 | 1.188 | 4.188 | 1.188 | Spicer | 1410/SPL36 | | | N | 5-1410X | |
| 4.188 | 1.188 | 4.188 | 1.188 | Spicer | 1410/SPL36 | | | N | SPL36-2X* | SPL36-2X was replaced by 5-3616X; coated bearing caps |
| 4.188 | 1.188 | 4.188 | 1.188 | Spicer | 1410 | | | N | 5-3616X | Coated bearing caps; Spicer Life Series |
| 4.188 | 1.188 | 4.188 | 1.188 | Spicer | 1410/SPL36 | | | N | SPL36-4X* | |
| 4.188 | 1.188 | 4.188 | 1.188 | Spicer | 1410 | | | N | 5-429X* | Has metal back seals |
| 4.188 | 1.188 | 4.188 | 1.188 | Spicer | 1410 | | | Y | 5-481X* | 5-481X was replaced by 5-160X |
| 4.188 | 1.188 | 4.188 | 1.188 | Spicer | 1410 | | | Y | 5-160X | |
| 4.188 | 1.375 | 4.188 | 1.375 | Spicer | 1480/SPL55 | | | N | SPL55-2X* | |
| 4.188 | 1.375 | 4.188 | 1.375 | Spicer | 1480 | | | Y | 5-263X* | 5-263X was replaced by 5-188X |

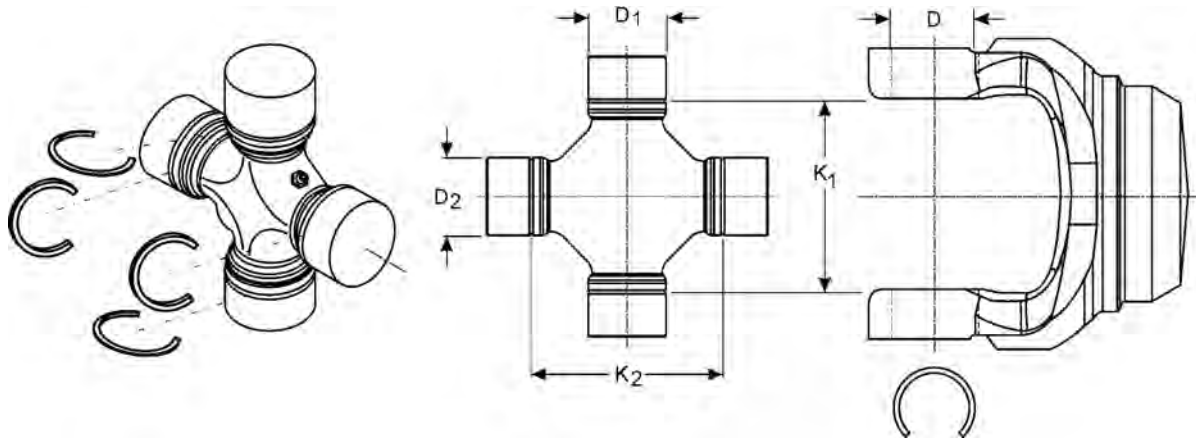
* Part has been discontinued † Part is available until supply is exhausted ‡ Not sold separately



OUTSIDE SNAP RING (OSR) STYLE (CONTINUED)

| G1 Over Caps | D1 Inside Bearing Cap Diameter | G2 Over Caps | D2 Outside Bearing Cap Diameter | OE Manufacturer | OE Series | Converts | | Greasable Y=Yes N=No | Spicer Part # | Notes |
|--------------------|---|--------------------|--|-----------------------|--------------|---------------------|------------------------|----------------------------|------------------|--|
| | | | | | | From This Series | To This Series Part | | | |
| 4.188 | 1.375 | 4.188 | 1.375 | Spicer | 1480 | | | Y | 5-482X* | 5-482X was replaced by 5-188X |
| 4.188 | 1.375 | 4.188 | 1.375 | Spicer | 1480 | | | Y | 5-188X | |
| 4.188 | 1.375 | 4.188 | 1.375 | Spicer | 1480 | | | Y | 15-188X | SVL by Dana |
| 4.188 | 1.375 | 4.188 | 1.375 | Spicer | 1480 | | | N | 5-803X* | 5-803X was replaced by SPL55X; Spicer Life Series |
| 4.188 | 1.375 | 4.188 | 1.375 | Spicer | 1480/SPL55 | | | N | SPL55X | |
| 4.188 | 1.375 | 4.188 | 1.375 | Spicer | 1480 | | | N | 5-319X* | 5-319X was replaced by SPL55-1X; has metal back seals |
| 4.188 | 1.375 | 4.188 | 1.375 | Spicer | SPL55/1480 | | | Y | 5-804X* | 5-804X was replaced by SPL55-1X; Spicer Life Series |
| 4.188 | 1.375 | 4.188 | 1.375 | Spicer | 1480/SPL55 | | | Y | SPL55-1X | |
| 4.188 | 1.188 | 4.188 | 1.188 | Spicer | 1410 | | | Y | 15-160X | SVL by Dana |
| 4.188 | 1.188 | 4.188 | 1.188 | Cleveland | 055 | | | Y | 15-1206X | SVL by Dana |
| 4.188 | 1.188 | 4.188 | 1.188 | Cleveland | 055 | | | Y | 5-1206X* | 5-1206X was replaced by 5004989 |
| 4.188 | 1.188 | 4.188 | 1.188 | Cleveland | SPL36/055 | | | N | 5004989 | |
| 4.188 | 1.188 | 4.188 | 1.188 | Spicer | 1410/SPL36 | | | Y | 5-1410-1X | Lube fitting in bearing cap |
| 4.188 | 1.375 | 4.188 | 1.375 | Walterscheid | 2200 | | | Y | 044439* | |
| 4.232 | 1.614 | 4.232 | 1.614 | Bondioli Pavesi | Series 7 | | | Y | 5-3239X | |
| 4.312 | 1.531 | 4.312 | 1.531 | Rockwell | 55N | | | Y | 5-432X* | 5-432X was replaced by 5-3225X |
| 4.307 | 1.533 | 4.307 | 1.533 | Rockwell | 55N | | | Y | 5-3225X | |
| 4.946 | 1.375 | 4.946 | 1.375 | AAM | AAM 1555 | | | N | 5-3230X | |
| 4.957 | 1.625 | 4.957 | 1.625 | Spicer | SPL90 | | | Y | SPL90X* | SPL90X was replaced by SPL100-1X |
| 4.957 | 1.625 | 4.957 | 1.625 | Spicer | SPL100 | | | Y | SPL100-1X | Dimensionally same as SPL90X |
| 4.964 | 1.375 | 4.964 | 1.375 | Spicer | 1550 | | | Y | 5-304X* | 5-304X was replaced by 5-155X; OEM kit |
| 4.964 | 1.375 | 4.964 | 1.375 | Spicer | 1550 | | | Y | 5-483X* | 5-483X was replaced by 5-155X |
| 4.964 | 1.375 | 4.964 | 1.375 | Spicer | 1550 | | | Y | 5-543X* | 5-543X was replaced by 5-155X; has metal back seals |
| 4.964 | 1.375 | 4.964 | 1.375 | Spicer | 1550 | | | Y | 5-155X | |
| 4.964 | 1.375 | 4.964 | 1.375 | Spicer | 1550 | | | Y | 5-546X* | 2 snap rings and 2 thrust plates w/ metric bolts |
| 4.964 | 1.375 | 4.964 | 1.375 | Spicer | 1550 | | | N | 5-808X* | 5-808X was replaced by SPL70X; Spicer Life Series |
| 4.964 | 1.375 | 4.964 | 1.375 | Spicer | 1550/SPL70 | | | N | SPL70X | |
| 4.964 | 1.375 | 4.964 | 1.375 | Spicer | 1550 | | | Y | 5-275X† | 5-275X will be replaced by SPL70-1X when supply is exhausted; has metal back seals |
| 4.964 | 1.375 | 4.964 | 1.375 | Spicer | 1550 | | | Y | 5-778X* | 5-778X was replaced by SPL70-1X; same as 5-275X but has 45° Zerk and metal back seals |
| 4.964 | 1.375 | 4.964 | 1.375 | Spicer | 1550/SPL70 | | | Y | SPL70-1X | |
| 4.964 | 1.375 | 4.964 | 1.375 | Spicer | 1550 | | | Y | 15-155X | SVL by Dana |
| 5.590 | 1.623 | 5.590 | 1.623 | Spicer | 1650 | | | Y | 5-165X | |
| 6.011 | 1.980 | 6.011 | 1.980 | Spicer Italcardano | | | | Y | 050967100 | Has 3-hole plates instead of snap rings |
| 6.772 | 2.559 | 6.772 | 2.559 | Spicer | SPL350 | | | Y | SPL350X | |
| 6.772 | 2.559 | 6.772 | 2.559 | Spicer | SPL350 | | | N | SPL350SFX | |
| 8.092 | 2.186 | 8.092 | 2.186 | Spicer | 1850 | | | Y | 5-185X* | |

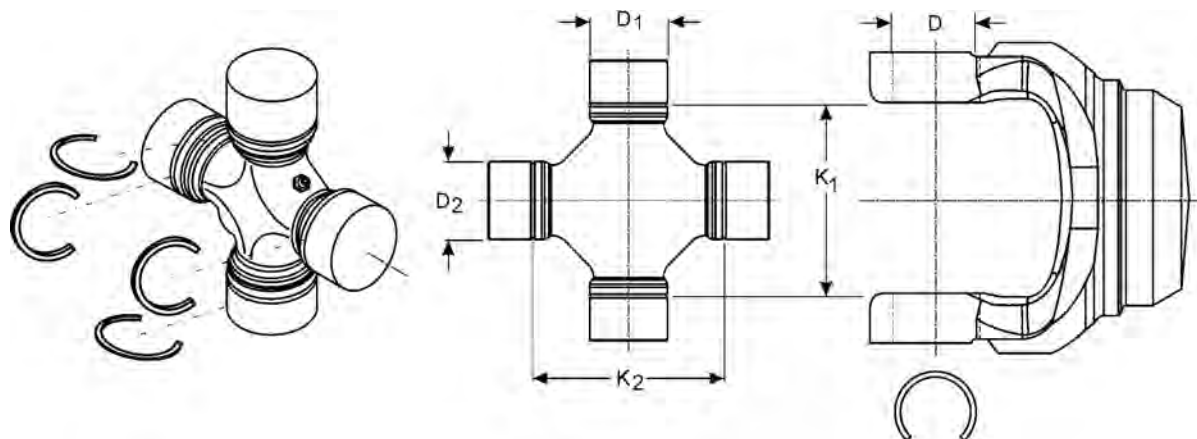
* Part has been discontinued † Part is available until supply is exhausted ‡ Not sold separately



INSIDE SNAP RING (ISR) STYLE

| K1 Between Snap Rings | D1 Inside Bearing Cap Diameter | K2 Between Snap Rings | D2 Outside Bearing Cap Diameter | OE Manufacturer | OE Series | Converts | | Greasable Y=Yes N=No | Spicer Part # | Notes |
|--------------------------------|---|--------------------------------|--|--------------------|-----------------------|---------------------|------------------------|----------------------------|------------------|--|
| | | | | | | From This Series | To This Series Part | | | |
| 1.400 | 0.867 | 1.400 | 0.867 | Toyota/Nissan | Staked Replacement | | | Y | 5-3202X | Lube fitting in bearing cap |
| 1.445 | 0.971 | 1.445 | 0.971 | Rockwell | L6N | | | Y | 5-92X | |
| 1.482 | 0.886 | 1.482 | 0.886 | Mazda | | | | N | 5-1514X | |
| 1.496 | 0.787 | 1.496 | 0.787 | Datsun-Toyota | | | | N | 5-1500X | |
| 1.500 | 0.938 | 1.445 | 0.971 | Rockwell | L6N | 1000 | L6N | Y | 5-430X | |
| 1.500 | 0.938 | 1.500 | 0.938 | Spicer | 1000 | | | N | 5-110X | |
| 1.500 | 0.938 | 1.500 | 0.938 | Spicer | 1000SG | | | Y | 5-755X* | Used in aluminum steering shafts |
| 1.500 | 0.938 | 1.500 | 0.938 | Spicer | 1000 | | | Y | 5-170X | Used in PTO shafts |
| 1.500 | 0.938 | 1.500 | 0.938 | Spicer | 1000 | | | Y | 5-170-1X | Lube fitting in bearing cap |
| 1.500 | 0.938 | 1.500 | 0.938 | Spicer | 1000SG | | | Y | 5-103X | Used in steel steering shafts |
| 1.500 | 0.938 | 1.500 | 0.938 | Spicer | 1000 | | | Y | 15-170X | SVL by Dana |
| 1.640 | 1.062 | 1.640 | 1.062 | Spicer | 1210WJ | | | N | 5-456X* | 5-456X was replaced by 5-3215X |
| 1.629 | 1.062 | 1.629 | 1.062 | Spicer | 1210WJ | | | N | 5-3215X | |
| 1.718 | 1.000 | 1.718 | 1.000 | Spicer | 1100 | | | Y | 5-105X | |
| 1.721 | 0.984 | 1.721 | 0.984 | Mazda | | | | Y | 5-3229X | |
| 1.723 | 0.984 | 1.723 | 0.984 | Mazda | | | | N | 5-1504X* | |
| 1.734 | 0.984 | 1.734 | 0.984 | Datsun | | | | N | 5-1501X | |
| 1.828 | 1.062 | 1.828 | 1.062 | Rockwell | L12N | 1140 | L12N | Y | 5-242X | |
| 1.830 | 1.126 | 1.830 | 1.126 | | Howes 14 | | | Y | 5-3265X | |
| 1.843 | 1.024 | 1.843 | 1.024 | Toyota | | | | Y | 5-3223X | |
| 1.900 | 0.947 | 1.900 | 0.947 | BMW/Mazda | Staked Replacement | | | Y | 5-3201X | Lube fitting in bearing cap |
| 1.923 | 1.062 | 1.923 | 1.062 | | Nissan/Infiniti | | | Y | 5-3218X | |
| 1.980 | 1.044 | 1.980 | 1.044 | | Kia/Mazda | | | Y | 5-3245-1X | |
| 2.000 | 1.228 | 2.000 | 1.228 | Detroit | 5160 | | | Y | 5-3251X | |
| 2.047 | 1.142 | 2.047 | 1.142 | Toyota | | | | Y | 5-1510X | |
| 2.080 | 1.142 | 2.080 | 1.142 | Chev Luv | | | | Y | 5-1515X | |
| 2.118 | 1.125 | 2.118 | 1.125 | | Mechanics 2.5 | | | Y | 5-3219-1X | |
| 2.120 | 1.079 | 2.120 | 1.079 | Detroit | 7260 | | | Y | 5-3228X | |
| 2.125 | 1.078 | 2.125 | 1.078 | Detroit | 7260 | | | Y | 5-1306X* | 5-1306X was replaced by 5-789X |
| 2.125 | 1.078 | 2.125 | 1.078 | Detroit | 7260 | | | Y | 5-1306-1X* | 5-1306-1X was replaced by 5-789X; lube fitting in bearing cap |
| 2.125 | 1.078 | 2.125 | 1.078 | Detroit | 7260 | | | N | SPL22-8X* | SPL22-8X was replaced by 5-789X |
| 2.125 | 1.078 | 2.125 | 1.078 | Detroit | 7260 | | | N | 5-789X | Spicer Life Series |
| 2.125 | 1.078 | 2.125 | 1.078 | Mercuriser | 7260 | | | Y | 5-589X* | Mercuriser kit |
| 2.125 | 1.078 | 2.625 | 1.125 | Detroit | 7260 | 7260 | 7290 | Y | 5-527X* | 5-527X was replaced by 5-3244X |
| 2.125 | 1.078 | 2.625 | 1.125 | Detroit | | 7290 | 7260 | Y | 5-3244X | |
| 2.140 | 1.251 | 2.140 | 1.251 | | Howse 15 | | | Y | 5-3266X | |

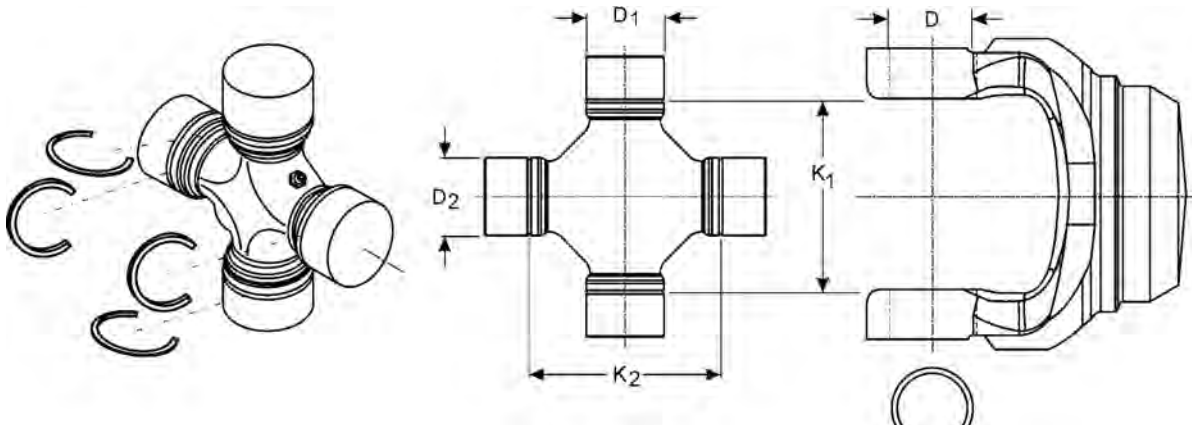
* Part has been discontinued † Part is available until supply is exhausted ‡ Not sold separately



INSIDE SNAP RING (ISR) STYLE (CONTINUED)

| K1 Between Snap Rings | D1 Inside Bearing Cap Diameter | K2 Between Snap Rings | D2 Outside Bearing Cap Diameter | OE Manufacturer | OE Series | Converts | | Greaseable Y=Yes N=No | Spicer Part # | Notes |
|--------------------------------|---|--------------------------------|--|--------------------|--------------|---------------------|------------------------|-----------------------------|------------------|---|
| | | | | | | From This Series | To This Series Part | | | |
| 2.188 | 1.062 | 2.188 | 1.062 | Spicer | 1310WJ | | | N | 5-74X* | 5-74X was replaced by 5-260X; used in closed end; Spicer front axle |
| 2.188 | 1.062 | 2.188 | 1.062 | Spicer | 1310WJ | | | Y | 5-260-1X* | 5-260-1X was replaced by 5-260X; lube fitting in bearing cap |
| 2.188 | 1.062 | 2.188 | 1.062 | Spicer | 1310WJ | | | N | 5-260X | |
| 2.188 | 1.188 | 2.188 | 1.188 | Spicer | 1310WJ | | | Y | 5-297-1X* | 5-297-1X was replaced by 5-3226X; lube fitting in bearing cap |
| 2.188 | 1.188 | 2.188 | 1.188 | Spicer | 1310WJ | | | Y | 5-3226X | |
| 2.188 | 1.188 | 2.188 | 1.188 | Spicer | 1310WJ | | | N | 5-297X* | 5-297X was replaced by 5-760X |
| 2.188 | 1.188 | 2.188 | 1.188 | Spicer | 1310WJ | | | N | 5-760X | |
| 2.188 | 1.062 | 2.188 | 1.062 | Spicer | 1310WJ | | | N | 15-260X | SVL by Dana |
| 2.200 | 1.025 | 2.200 | 1.025 | Toyota | | | | Y | 5-1508X | |
| 2.208 | 1.102 | 2.208 | 1.102 | Datsun | | | | Y | 5-1505X | |
| 2.282 | 1.181 | 2.282 | 1.181 | | Mitsubishi | | | Y | 5-3243X | |
| 2.288 | 1.188 | 2.288 | 1.188 | Spicer | SPL30 | | | N | 5004891* | 5004891 was replaced by 5-7166X |
| 2.406 | 1.188 | 2.406 | 1.188 | Spicer | 1350WJ | | | N | 5-7166X | |
| 2.315 | 1.102 | 2.315 | 1.102 | | | | | Y | 5-3216X | |
| 2.337 | 1.000 | 2.337 | 1.000 | Mechanics | 2RL | | | Y | 5-3263X | |
| 2.337 | 1.000 | 2.337 | 1.000 | | Mechanics 2 | | | Y | 5-3242X | |
| 2.343 | 1.062 | 2.343 | 1.062 | Spicer | 1310 | | | Y | 5-350X* | 5-350X was replaced by 5-3254X |
| 2.344 | 1.000 | 2.344 | 1.000 | Mechanics | 2R | | | Y | 5-2011X* | 5-2011X was replaced by 5-3242X |
| 2.340 | 1.062 | 2.340 | 1.062 | Spicer | 1310 | | | Y | 5-3254X | |
| 2.375 | 1.062 | 2.375 | 1.062 | Cleveland | S55 | | | Y | 5-718X* | Coated bearing caps |
| 2.375 | 1.062 | 2.375 | 1.062 | Cleveland | S55 | | | Y | 5-1200X | |
| 2.453 | 1.497 | 2.453 | 1.497 | Mercedes | | | | Y | 5-1506X* | |
| 2.520 | 1.260 | 2.520 | 1.260 | Toyota | | | | Y | 5-1511X* | 5-1511X was replaced by 5-3221X |
| 2.520 | 1.260 | 2.520 | 1.260 | Toyota | | | | Y | 5-3221X | |
| 2.556 | 1.125 | 2.556 | 1.125 | Mechanics | S44 | | | Y | 5-3147X | |
| 2.556 | 1.125 | 2.556 | 1.125 | Mechanics | S44 | | | N | SPL25-6X* | SPL25-6X was replaced by 5-795X |
| 2.556 | 1.125 | 2.556 | 1.125 | Spicer | SPL25/S44 | | | N | 5-795X | Spicer Life Series |
| 2.556 | 1.125 | 2.556 | 1.125 | Mechanics | S44 | | | Y | 15-3147X | SVL by Dana |

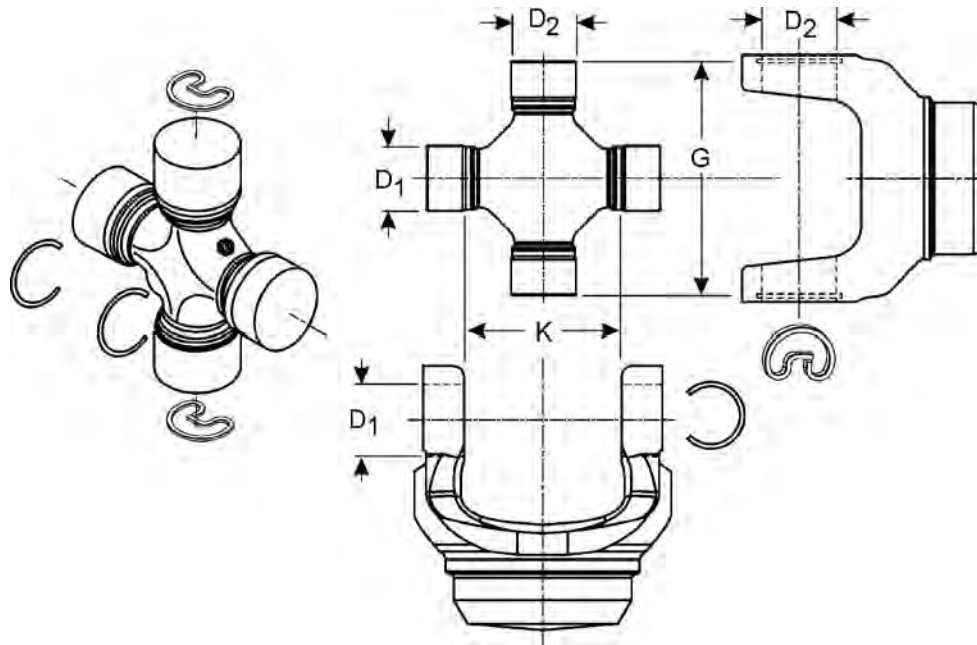
* Part has been discontinued † Part is available until supply is exhausted ‡ Not sold separately



INSIDE SNAP RING (ISR) STYLE (CONTINUED)

| K1 Between Snap Rings | D1 Inside Bearing Cap Diameter | K2 Between Snap Rings | D2 Outside Bearing Cap Diameter | OE Manufacturer | OE Series | Converts | | Greasable Y=Yes N=No | Spicer Part # | Notes |
|--------------------------------|---|--------------------------------|--|-----------------------|------------------|---------------------|------------------------|----------------------------|------------------|--|
| | | | | | | From This Series | To This Series Part | | | |
| 2.563 | 1.188 | 2.563 | 1.188 | Cleveland | R55 | | | Y | 5-1205X* | 5-1205X was replaced by 5-3250X |
| 2.587 | 1.125 | 2.587 | 1.125 | | AAM 1344 | | | N | 5-3211X | |
| 2.625 | 1.125 | 2.625 | 1.125 | Detroit | 7290 | | | N | SPL25-9X* | SPL25-9X was replaced by 5-811X |
| 2.625 | 1.125 | 2.625 | 1.125 | Detroit | 7290 | | | N | 5-811X | Spicer Life Series |
| 2.625 | 1.125 | 2.625 | 1.125 | Detroit | 7290 | | | Y | 5-1309X | |
| 2.635 | 1.125 | 2.556 | 1.125 | Detroit/ Mechanics | 7290/S44 | 7290 | S44 | N | 5-3163X* | |
| 2.781 | 1.312 | 2.781 | 1.312 | Rockwell | 44R | | | Y | 5-431X | |
| 2.798 | 1.062 | 2.798 | 1.062 | Spicer | 1330 | | | Y | 5-1203X | |
| 2.831 | 1.142 | 2.831 | 1.142 | | Acura/Isuzu | | | Y | 5-3259-1X | |
| 2.920 | 1.375 | 2.920 | 1.375 | AAM | 1485WJ | | | N | 5006813 | Spicer Life Series |
| 2.954 | 1.375 | 2.954 | 1.375 | AAM | 1485S | | | N | 5-3231X | |
| 3.000 | 1.231 | 3.000 | 1.231 | Detroit | 5380 | | | Y | 5-1301X | |
| 3.000 | 1.375 | 3.000 | 1.375 | Spicer | 1480WJ | | | N | 5-88X* | 5-88X was replaced by SPL55-3X; used in closed end; Spicer front axle |
| 3.000 | 1.375 | 3.000 | 1.375 | Spicer | SPL55/ 1480WJ | | | N | 5-806X* | 5-806X was replaced by SPL55-3X; wheel joint |
| 3.000 | 1.375 | 3.000 | 1.375 | Spicer | 1480WJ | | | N | 5-332X* | 5-332X was replaced by SPL55-3X; can use 5-806X |
| 3.000 | 1.375 | 3.000 | 1.375 | Spicer | SPL55/ 1480WJ | | | N | SPL55-3X | Wheel joint; same as 5-806X |
| 3.000 | 1.375 | 3.000 | 1.375 | Spicer | SPL55/ 1480WJ | | | Y | 5-807X* | 5-807X was replaced by SPL55-4X; wheel joint |
| 3.000 | 1.375 | 3.000 | 1.375 | Spicer | SPL55/ 1480WJ | | | Y | SPL55-4X | Wheel joint; same as 5-807X |
| 3.125 | 1.188 | 3.125 | 1.188 | Cleveland | 055 | | | Y | 5-1206X* | 5-1206X was replaced by 5004989 |
| 3.125 | 1.188 | 3.125 | 1.188 | Spicer | SPL36/055 | | | N | 5004989 | Includes 4 inside and 4 outside snap rings |
| 3.125 | 1.188 | 3.125 | 1.188 | Cleveland | 055 | | | Y | 15-1206X | SVL by Dana |
| 3.250 | 1.125 | 3.250 | 1.125 | Mechanics | 4R | | | Y | 5-4015X* | |
| 3.737 | 1.375 | 3.737 | 1.375 | AAM | AAM 155 | | | N | 5-3212X | |
| 3.780 | 1.375 | 3.780 | 1.375 | Spicer | SPL70WJ | | | N | SPL70-3X* | SPL70-3X was replaced by SPL70-4X |
| 3.780 | 1.375 | 3.780 | 1.375 | Spicer | SPL70WJ | | | Y | SPL70-4X | |

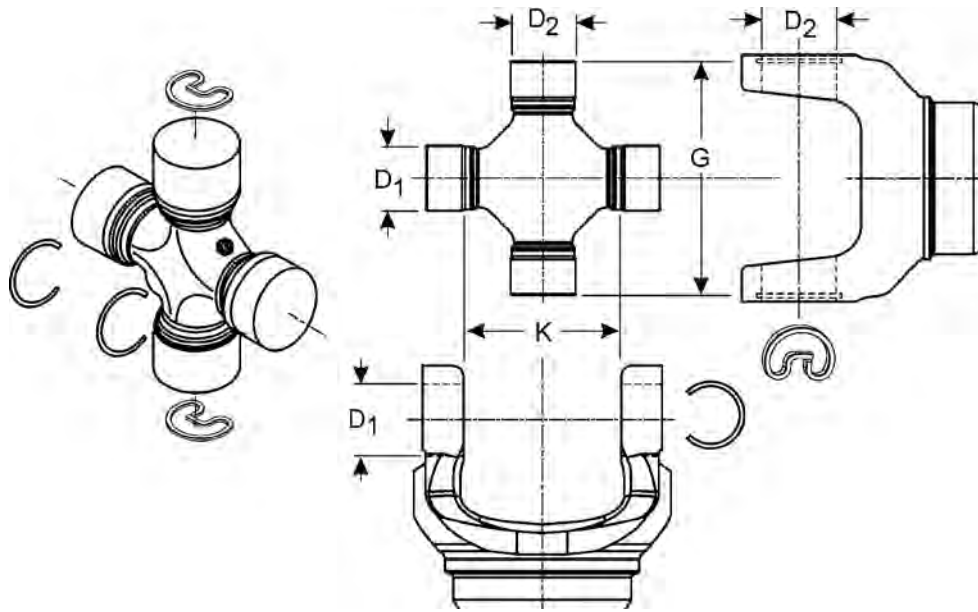
* Part has been discontinued † Part is available until supply is exhausted ‡ Not sold separately



OUTSIDE SNAP RING/INSIDE SNAP RING (OSR/ISR) STYLE

| K Inside Snap Ring Dimension | D1 Inside Bearing Cap Diameter | G Outside Snap Ring Dimension | D2 Outside Bearing Cap Diameter | OE Manufacturer | OE Series | Converts | | Greasable Y=Yes N=No | Spicer Part # | Notes |
|---------------------------------------|---|--|--|--------------------|--------------|---------------------|------------------------|----------------------------|------------------|--|
| | | | | | | From This Series | To This Series Part | | | |
| 1.629 | 1.062 | 2.456 | 1.062 | Spicer | 1210WJ | | | N | 5-3215X | |
| 1.719 | 1.000 | 2.438 | 1.062 | Spicer | 1110SPEC | | | Y | 5-249X* | 5-249X was replaced by 5-248X |
| 1.719 | 1.000 | 2.438 | 1.062 | Spicer | 1110/1210 | 1110 | 1210 | Y | 5-248X | Grease Zerk in center of cross |
| 2.049 | 1.142 | 3.219 | 1.062 | Toyota | | Toyota | 1310 | Y | 5-721X* | |
| 2.125 | 1.078 | 3.219 | 1.062 | Detroit | 7260 | 7260 | 1310 | Y | 5-353X* | 5-353X was replaced by 5-788X |
| 2.125 | 1.078 | 3.219 | 1.062 | Detroit | 7260 | 7260 | 1310 | N | 5-634X* | 5-634X was replaced by 5-788X |
| 2.125 | 1.078 | 3.220 | 1.062 | Detroit | 7260 | 7260 | 1310/ SPL22 | N | SPL22-4X* | SPL22-4X was replaced by 5-788X |
| 2.125 | 1.078 | 3.219 | 1.062 | Detroit | 7260 | 7260 | 1310 | N | 5-788X | Spicer Life Series |
| 2.125 | 1.078 | 3.219 | 1.062 | Detroit | 7260 | 7260 | 1310 | N | 5-647X* | Coated bearing caps |
| 2.125 | 1.078 | 3.625 | 1.062 | Detroit | 7260 | 7260 | 1330 | Y | 5-599X* | 5-599X was replaced by 5-3246X |
| 2.116 | 1.078 | 3.625 | 1.062 | Spicer | 1330/7290 | 7290 | 1330 | Y | 5-3246X | |
| 2.125 | 1.125 | 3.219 | 1.062 | Mechanics | | 2.5R | 1310 | N | 5-2530X* | 5-2530X was replaced by 5-3247X; plug in center of cross; lube fitting not included |
| 2.125 | 1.125 | 3.219 | 1.062 | Mechanics | | 2.5R | 1310 | Y | 5-3247X | Plug in center of cross; lube fitting not included |
| 2.125 | 1.078 | 3.219 | 1.062 | Detroit | 7260 | 7260 | 1310 | Y | 15-353X | SVL by Dana |
| 2.181 | 1.062 | 3.219 | 1.062 | Spicer | SPEC | | | Y | 5-3249X | |
| 2.324 | 1.062 | 3.219 | 1.062 | | 1310SPEC | | | Y | 5-3213X | |
| 2.344 | 1.000 | 3.219 | 1.062 | Spicer | | 2R | 1310 | Y | 5-2140X | |
| 2.344 | 1.000 | 3.219 | 1.125 | Mechanics | 2CL | 2CL | 1260 | Y | 5-2173X | |
| 2.375 | 1.062 | 3.625 | 1.062 | Cleveland | S55 | | | Y | 5-1202X* | |
| 2.556 | 1.125 | 3.219 | 1.062 | Mechanics | S44 | S44 | 1310 | Y | 5-3022X* | 5-3022X was replaced by 5-3022-1X |
| 2.556 | 1.125 | 3.219 | 1.062 | Mechanics | S44 | S44 | 1310 | Y | 5-3022-1X | |
| 2.556 | 1.125 | 3.625 | 1.062 | Spicer | 1330/S44 | | | N | 5-541X* | 5-541X was replaced by 5-793X |
| 2.556 | 1.125 | 3.625 | 1.062 | Mechanics | S44 | S44 | 1330 | N | 5-619X* | 5-619X was replaced by 5-793X |
| 2.556 | 1.125 | 3.625 | 1.062 | Mechanics | S44 | S44 | 1330 | N | 5-621X* | 5-621X was replaced by 5-793X |
| 2.556 | 1.125 | 3.625 | 1.062 | Mechanics | S44 | S44 | 1330 | N | 5-794X* | 5-794X was replaced by 5-793X; outside snap ring caps are coated; Spicer Life Series |
| 2.556 | 1.125 | 3.625 | 1.062 | Mechanics | S44 | S44 | 1330/ SPL25 | N | 5-7436X* | 5-7436X was replaced by 5-793X |
| 2.556 | 1.125 | 3.625 | 1.062 | | | | 1330 | N | 5003097† | 5003097 will be replaced by 5-793X when supply is exhausted |
| 2.556 | 1.125 | 3.625 | 1.062 | Mechanics | S44 | S44 | 1330/ SPL25 | N | SPL25-4X* | SPL25-4X was replaced by 5-793X |

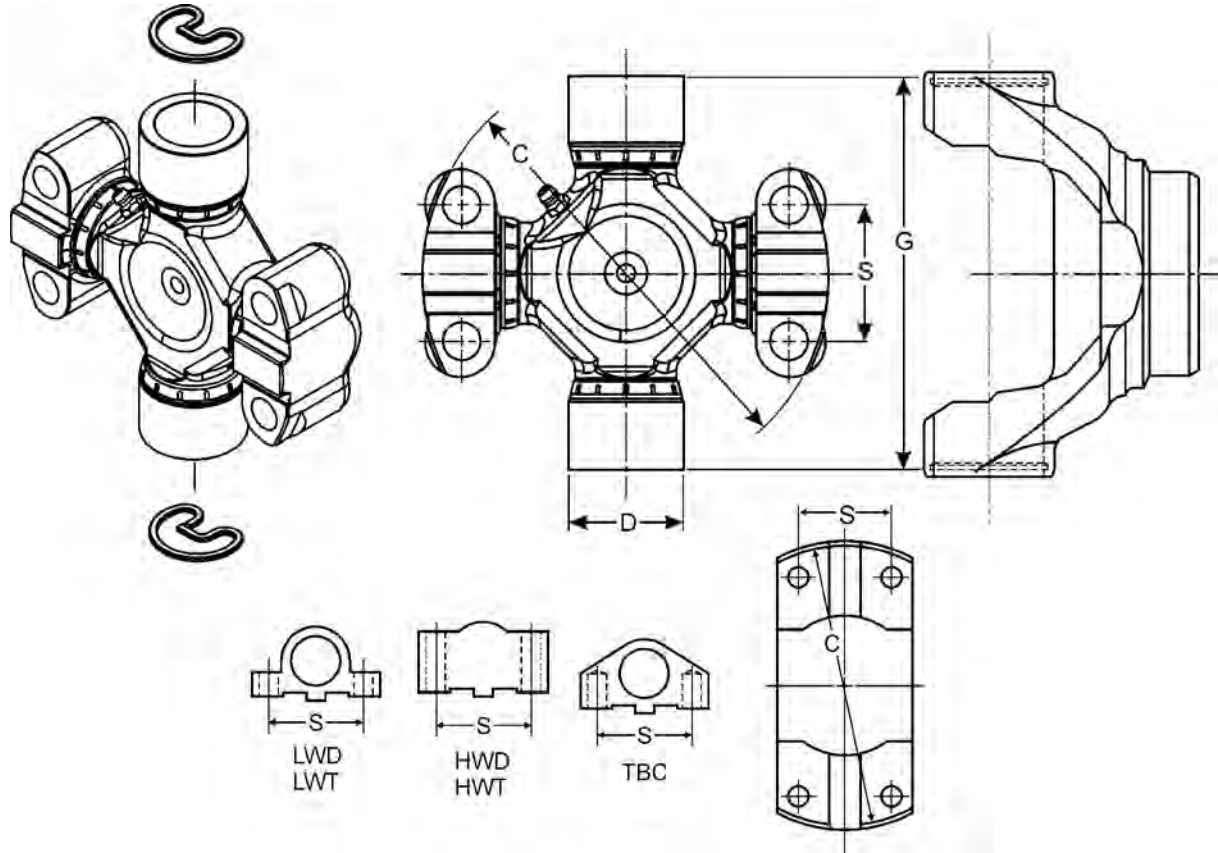
* Part has been discontinued † Part is available until supply is exhausted ‡ Not sold separately



OUTSIDE SNAP RING/INSIDE SNAP RING (OSR/ISR) STYLE (CONTINUED)

| K | D1 | G | D2 | OE Manufacturer | OE Series | Converts | | Greasable Y=Yes N=No | Spicer Part # | Notes |
|-------|-------|-------|-------|-----------------|------------|------------------|---------------------|----------------------------|---------------|--|
| | | | | | | From This Series | To This Series Part | | | |
| 2.556 | 1.125 | 3.625 | 1.062 | Mechanics | S44 | S44 | 1330/ SPL25 | N | SPL25-5X* | SPL25-5X was replaced by 5-793X; outside snap ring caps are coated |
| 2.556 | 1.125 | 3.625 | 1.062 | Spicer | 1330/S44 | | | N | 5-793X | Spicer Life Series |
| 2.556 | 1.125 | 3.625 | 1.062 | Mechanics | S44 | S44 | 1330 | Y | 5-212X | |
| 2.556 | 1.125 | 3.625 | 1.125 | Cleveland | P55 | S44 | P55 | Y | 5-1312X* | 5-1312X was replaced by 5-3255X |
| 2.556 | 1.125 | 3.625 | 1.125 | Cleveland | P55-55-675 | | | Y | 5-3255X | |
| 2.556 | 1.125 | 3.625 | 1.188 | Mechanics | 1350/S44 | S44 | 1350 | Y | 5-3205X | |
| 2.563 | 1.188 | 3.625 | 1.188 | Cleveland | R55 | | | Y | 5-3250X | |
| 2.625 | 1.125 | 3.219 | 1.062 | Detroit | | 7290 | 1310 | Y | 5-354X* | 5-354X was replaced by 5-3222X |
| 2.613 | 1.126 | 3.219 | 1.062 | Spicer | | | 1310 | Y | 5-3222X | |
| 2.625 | 1.125 | 3.625 | 1.062 | Detroit | 7290 | 7290 | 1330 | N | 5-637X* | 5-637X was replaced by 5-7437X |
| 2.625 | 1.125 | 3.625 | 1.062 | Detroit | 7290 | 7290 | 1330 | N | 5-672X* | 5-672X was replaced by 5-7437X |
| 2.625 | 1.125 | 3.625 | 1.062 | Detroit | 7290 | 7290 | 1330 | N | 5-796X* | 5-796X was replaced by 5-7437X; Spicer Life Series |
| 2.625 | 1.125 | 3.625 | 1.062 | Detroit | 7290 | 7290 | 1330/ SPL25 | N | SPL25-7X* | SPL25-7X was replaced by 5-7437X |
| 2.625 | 1.125 | 3.625 | 1.062 | Detroit | 7290 | 7290 | 1330/ SPL25 | N | SPL25-8X* | SPL25-8X was replaced by 5-7437X; coated bearing caps |
| 2.625 | 1.125 | 3.625 | 1.062 | Detroit | 7290/1330 | 7290 | 1330/ SPL25 | N | 5-7437X | |
| 2.625 | 1.125 | 1.062 | | Detroit | 7290 | 7290 | 1330 | Y | 5-3227X | |
| 2.767 | 1.062 | 3.625 | 1.125 | Spicer | | 1330 | 1330SPEC | N | 5-538X* | 5-538X was replaced by 5-1204X |
| 2.767 | 1.062 | 3.625 | 1.125 | Spicer | 1330SPEC | | | | 5-1204X | |
| 2.767 | 1.062 | 3.625 | 1.125 | Spicer | 1330SPEC | | | | 15-1204X | |
| 2.767 | 1.125 | 3.625 | 1.188 | Cleveland | P55 | 1350 | P55 | Y | 5-1313X* | 5-1313X was replaced by 5-3248X |
| 2.798 | 1.062 | 3.625 | 1.062 | Spicer | 1330 | | | Y | 5-1203X | |
| 3.000 | 1.231 | 4.188 | 1.188 | Detroit | 5380 | 5380 | 1410 | Y | 5-357X | |
| 3.125 | 1.188 | 4.188 | 1.188 | Cleveland | 055 | | | Y | 15-1206X | SVL by Dana |
| 3.125 | 1.188 | 4.188 | 1.188 | Cleveland | 055 | | | Y | 5-1206X* | 5-1206X was replaced by 5004989 |
| 3.125 | 1.188 | 4.188 | 1.188 | Cleveland | SPL36/055 | | | N | 5004989 | |

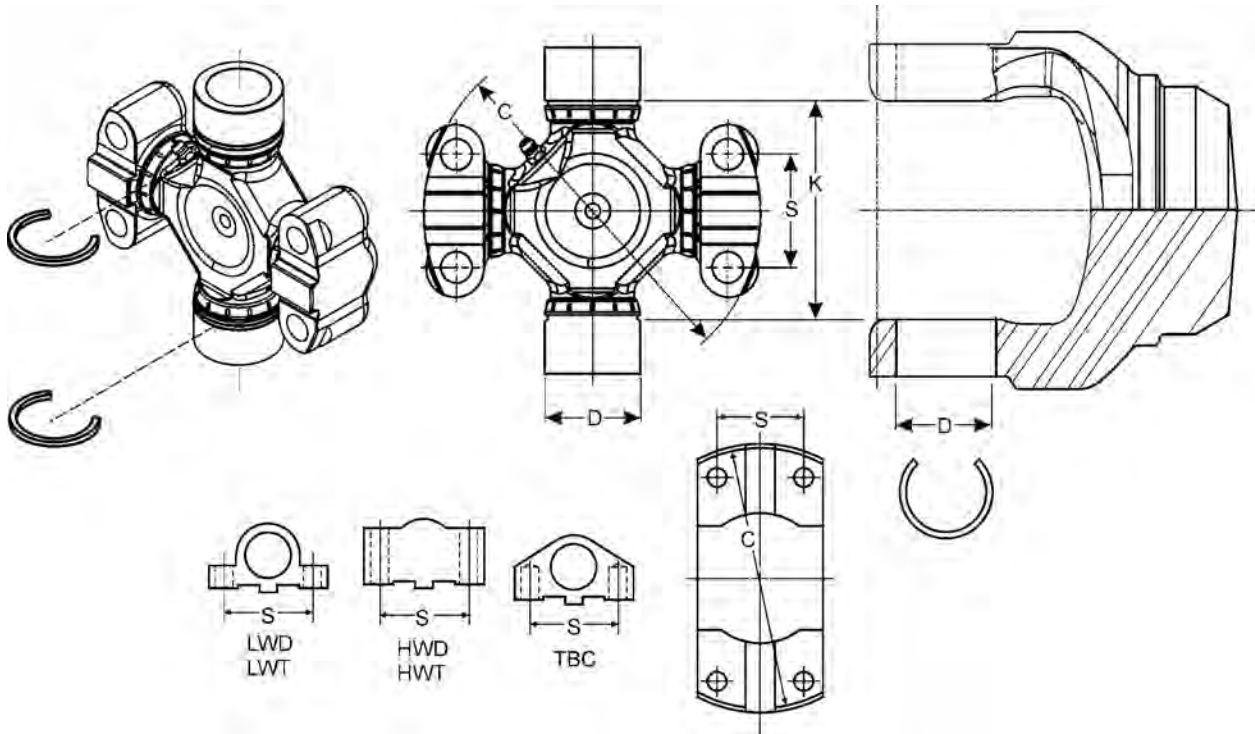
* Part has been discontinued † Part is available until supply is exhausted ‡ Not sold separately



OUTSIDE SNAP RING/WING BEARING (OSR/WB) STYLE

| G | D | C | S | WB Cap Style | Converts | | Greasable | Spicer Part # | Notes |
|-------|-------|-------|-------|--------------|------------------|---------------------|---------------|---------------|------------------------------|
| | | | | | From This Series | To This Series Part | Y=Yes N=No | | |
| 3.219 | 1.062 | 3.125 | 1.312 | TBC | 2C | 1310 | Y | 5-291X | |
| 3.219 | 1.062 | 3.562 | 1.438 | TBC | 3C | 1310 | Y | 5-356X* | |
| 3.625 | 1.062 | 3.562 | 1.438 | LWT | 3C | 1330/P55 | Y | 5-688X* | |
| 3.625 | 1.062 | 3.562 | 1.438 | TBC | 3C | 1330 | Y | 5-314X* | |
| 3.625 | 1.188 | 3.562 | 1.438 | LWT | 3C | 1350 | Y | 5-689X* | |
| 3.625 | 1.188 | 3.562 | 1.438 | HWD | 3C | 1350 | Y | 5-698X* | |
| 4.188 | 1.188 | 4.250 | 1.438 | HWD | 4C | 1410 | Y | 5-345X | |
| 4.188 | 1.188 | 4.250 | 1.438 | LWT | 4C | 1410 | Y | 5-346X* | |
| 4.188 | 1.375 | 4.531 | 1.688 | HWD | 5C | 1480 | Y | 5-347X* | 5-347X was replaced by 5C-3X |
| 4.188 | 1.375 | 4.531 | 1.688 | HWD | 5C | 1480 | Y | 5C-3X | |
| 4.188 | 1.375 | 4.531 | 1.688 | HWT | 5C | 1480 | Y | 5-348X* | 5-348X was replaced by 5C-5X |
| 4.188 | 1.375 | 4.531 | 1.688 | HWT | 5C | 1480 | Y | 5C-5X | |
| 4.969 | 1.375 | 5.312 | 1.938 | HWD | 58WB | 1550 | Y | 5-328X | |
| 4.969 | 1.375 | 5.312 | 1.938 | LWT | 58WB | 1550 | Y | 5-693X* | |
| 4.969 | 1.375 | 5.312 | 1.938 | HWT | 58WB | 1550 | Y | 5-329X* | |
| 4.969 | 1.375 | 5.531 | 1.688 | HWD | 6C/62N | 1550 | Y | 5-221X* | 5-221X was replaced by 6C-3X |
| 4.969 | 1.375 | 5.531 | 1.688 | HWD | 6C/62N | 1550 | Y | 6C-3X | |
| 4.969 | 1.375 | 5.531 | 1.688 | HWT | 6C/62N | 1550 | Y | 5-220X* | 5-220X was replaced by 6C-5X |
| 4.969 | 1.375 | 5.531 | 1.688 | HWT | 6C/62N | 1550 | Y | 6C-5X | |
| 5.594 | 1.625 | 5.844 | 1.938 | HWT | 7C/72N/68WB | 1650 | Y | 5-331X* | |
| 5.594 | 1.625 | 5.844 | 1.938 | HWD | 7C/72N/68WB | 1650 | Y | 5-330X | |
| 8.092 | 2.186 | 8.250 | 2.812 | HWT | 9C/92N/88WB | 1850 | Y | 5-187X* | |
| 8.092 | 2.186 | 8.250 | 2.812 | HWD | 9C/92N/88WB | 1850 | Y | 5-186X* | |

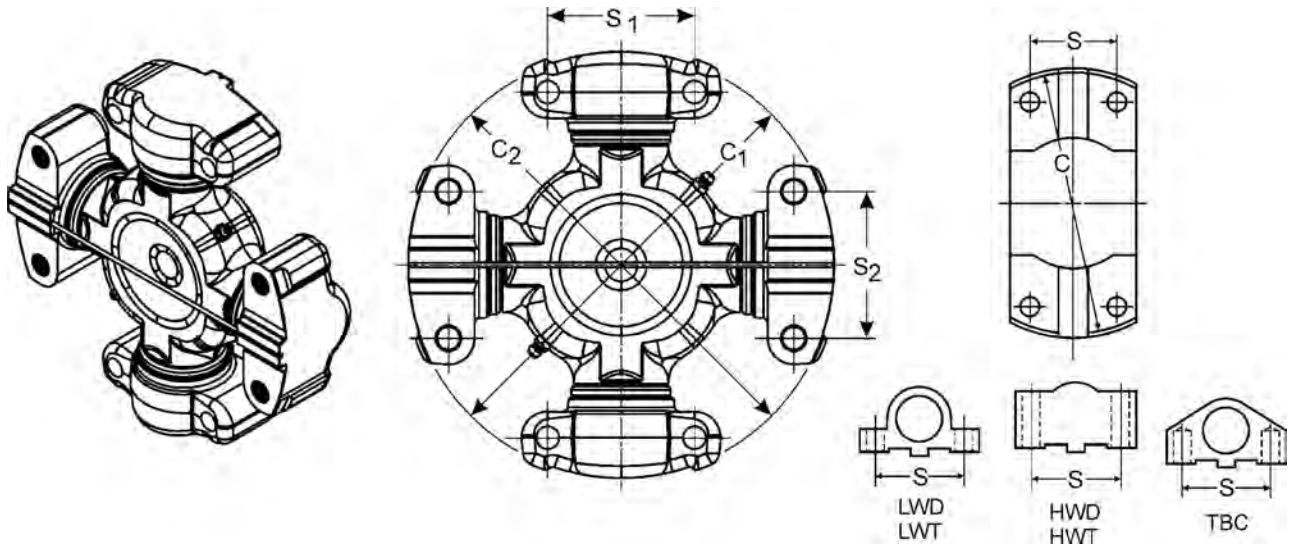
* Part has been discontinued † Part is available until supply is exhausted ‡ Not sold separately



INSIDE SNAP RING/WING BEARING (ISR/WB) STYLE

| K Between Snap Rings | D Bearing Cap Diameter | C Pilot Diameter | S Between Bolt Holes | WB Cap Style | Converts | | Greaseable Y=Yes N=No | Spicer Part # | Notes |
|----------------------------|------------------------------|---------------------|----------------------------|--------------|---------------------|------------------------|-----------------------------|------------------|---------------------------------|
| | | | | | From This Series | To This Series Part | | | |
| 2.125 | 1.078 | | 1.750 | LWD | 7260 | Special | Y | 5-1304X* | |
| 2.344 | 1.000 | 3.125 | 1.312 | LWD | 2CRL | 2R | Y | 5-2033X* | |
| 2.344 | 1.000 | 3.125 | 1.312 | TBC | 2CRL | 2R | Y | 5-2031X | |
| 2.562 | 1.125 | 3.562 | 1.438 | TBC | 3CRL | S44 | Y | 5-3012X* | 5-3012X was replaced by 5-3264X |
| 2.752 | 1.125 | 3.559 | 1.437 | LWT | 3CRL | S44 | Y | 5-3264X | |
| 3.250 | 1.125 | 4.250 | 1.438 | LWT | 4CRL | 4D | Y | 5-4014X* | |
| 3.250 | 1.125 | 4.250 | 1.438 | LWD | 4CSRL | 4R | Y | 5-4016X* | |
| 3.312 | 1.312 | 4.531 | 1.688 | LWD | 5CSRL | 5R | Y | 5-5015X | |
| 3.312 | 1.312 | 4.531 | 1.688 | LWT | 5CRL | 5C | Y | 5-5008X* | |

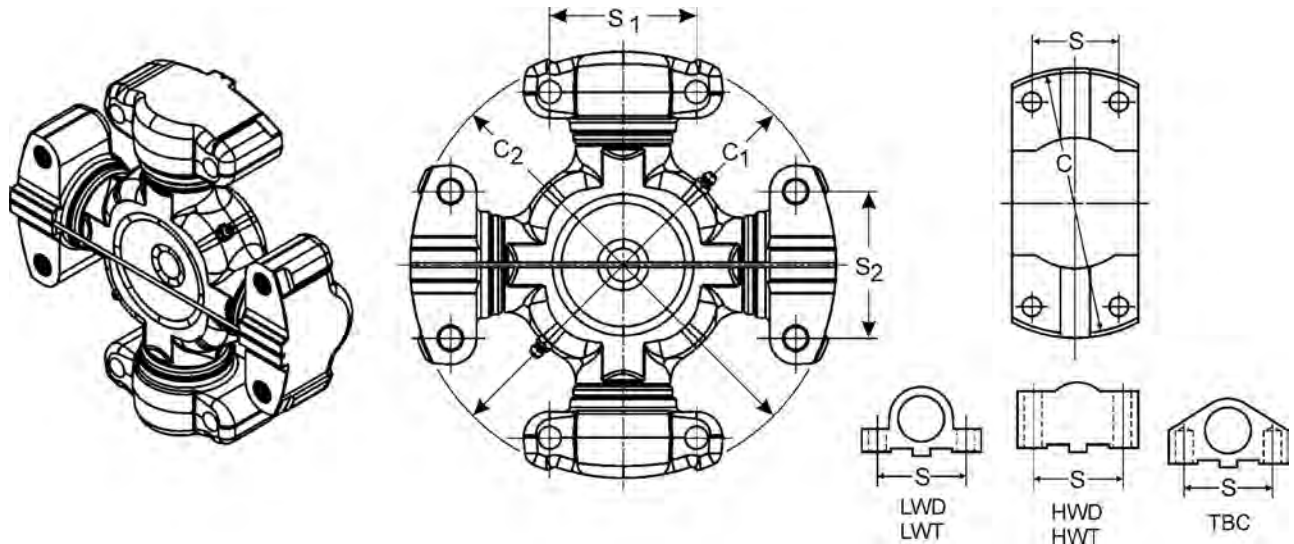
* Part has been discontinued † Part is available until supply is exhausted ‡ Not sold separately



WING BEARING (WB) STYLE

| C1 | S1 | WB1 | C2 | S2 | WB2 | OE Manufacturer | OE Series | Greasable Y=Yes N=No | Spicer Part # | Notes |
|----------------|--------------------------|----------|----------------|--------------------------|----------|--------------------|-----------|----------------------------|---------------|---|
| Pilot Diameter | Centerline to Centerline | Cap Type | Pilot Diameter | Centerline to Centerline | Cap Type | | | | | |
| 3.125 | 1.312 | LWT | 3.125 | 1.312 | LWT | Spicer Italcardano | 2C | Y | 5-781X* | Lube fitting in bearing cap |
| 3.125 | 1.312 | LWD | 3.125 | 1.312 | LWD | Spicer Italcardano | 2C | N | 050239000* | |
| 3.125 | 1.312 | LWD | 3.125 | 1.312 | LWD | Spicer Italcardano | 2C | Y | 050239010* | Lube fitting in bearing cap |
| 3.125 | 1.312 | LWD | 3.125 | 1.312 | LWD | Spicer Italcardano | 2C | N | 050238000* | |
| 3.125 | 1.312 | LWD | 3.125 | 2.387 | TBC | Mechanics | 2C | Y | 5-2116X* | |
| 3.125 | 1.312 | LWT | 3.125 | 2.687 | LWT | Mechanics | 2C | N | 5-2002X* | |
| 3.562 | 1.438 | LWT | 3.562 | 1.438 | LWT | Mechanics | 3C | Y | 5-3000X† | 5-3000X will be replaced by 5-3144X when supply is exhausted |
| 3.562 | 1.438 | LWT | 3.562 | 1.438 | LWT | Mechanics/Rockwell | 3C | Y | 5-3144X | |
| 4.250 | 1.438 | HWD | 4.250 | 1.438 | HWD | Mechanics | 4C | | 5-4143X* | 5-4143X was replaced by 5-4111X 050742000 will be replaced by 5-4111X when supply is exhausted; OEM kit; bolt part # 81530001, not included |
| 4.250 | 1.438 | HWD | 4.250 | 1.438 | HWD | Spicer Italcardano | 4C | Y | 050742000† | 050742010 will be replaced by 5-4111X when supply is exhausted; aftermarket kit; bolt part # 81530001, not included |
| 4.250 | 1.438 | HWD | 4.250 | 1.438 | HWD | Spicer Italcardano | 4C | Y | 050742010† | 050742010 will be replaced by 5-4111X when supply is exhausted; aftermarket kit; bolt part # 81530001, not included |
| 4.250 | 1.438 | HWD | 4.250 | 1.438 | HWD | Spicer Italcardano | 4C | N | 050742020* | 050742020 was replaced by 5-4211X; OEM kit; bolt part # 81530001, not included |
| 4.250 | 1.438 | HWD | 4.250 | 1.438 | HWD | Spicer Italcardano | 4C | Y | 5-4111X | |
| 4.250 | 1.438 | LWT | 4.250 | 1.438 | LWT | Mechanics | 4C | Y | 5-4002X* | 5-4002X was replaced by 5-4144X |
| 4.250 | 1.438 | LWT | 4.250 | 1.438 | LWT | Mechanics/Rockwell | 4C | Y | 5-4144X | |
| 4.250 | 1.438 | HWD | 4.250 | 1.438 | HWT | Mechanics | 4C | Y | 5-4140X† | 5-4140X will be replaced by 5-4112X when supply is exhausted |
| 4.250 | 1.438 | HWD | 4.250 | 1.438 | HWT | Mechanics/Rockwell | 4C | Y | 5-4112X | |
| 4.250 | 1.438 | HWD | 4.250 | 1.438 | HWD | Spicer Italcardano | 4C | N | 5-4211X | |
| 4.250 | 1.438 | HWD | 4.250 | 1.438 | HWD | Spicer Italcardano | 4C | Y | 15-4111X | SVL by Dana |
| 4.531 | 1.688 | HWD | 4.531 | 1.688 | HWD | Mechanics | 5C | Y | 5C-1X* | 5C-1X was replaced by 5-5111X |
| 4.531 | 1.688 | HWD | 4.531 | 1.688 | HWD | Mechanics | 5C | Y | 5-5177X* | 5-5177X was replaced by 5-5111X 050776020 will be replaced by 5-5111X when supply is exhausted; OEM kit; bolt part # 81530007, not included |
| 4.531 | 1.688 | HWD | 4.531 | 1.688 | HWD | Spicer Italcardano | 5C | Y | 050776020† | |

* Part has been discontinued † Part is available until supply is exhausted ‡ Not sold separately



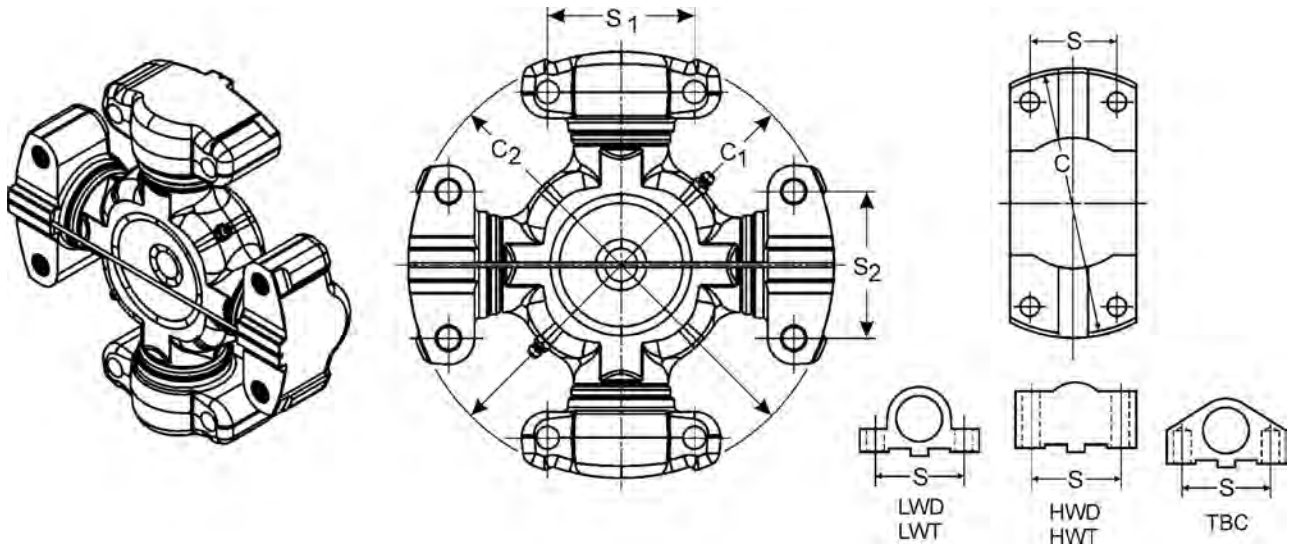
WING BEARING (WB) STYLE (CONTINUED)

| C1 | S1 | WB1 | C2 | S2 | WB2 | OE Manufacturer | OE Series | Greasable Y=Yes N=No | Spicer Part # | Notes |
|----------------|--------------------------|----------|----------------|--------------------------|----------|--------------------|-----------|----------------------------|---------------|---|
| Pilot Diameter | Centerline to Centerline | Cap Type | Pilot Diameter | Centerline to Centerline | Cap Type | | | | | |
| 4.531 | 1.688 | HWD | 4.531 | 1.688 | HWD | Spicer Italcardano | 5C | Y | 050776010† | 050776010 will be replaced by 5-5111X when supply is exhausted; aftermarket kit; bolt part # 81530007, not included |
| 4.531 | 1.688 | HWD | 4.531 | 1.688 | HWD | Spicer Italcardano | 5C | Y | 5-5111X | |
| 4.531 | 1.688 | HWD | 4.531 | 1.688 | HWD | Spicer Italcardano | 5C | N | 050370000† | 050370000 will be replaced by 5-5211X or 5-5211XM when supply is exhausted; OEM kit; bolt part # 81530007, not included |
| 4.531 | 1.688 | HWD | 4.531 | 1.688 | HWD | Spicer Italcardano | 5C | N | 5-5211X | |
| 4.531 | 1.688 | HWD | 4.531 | 1.688 | HWD | Spicer Italcardano | 5C | Y | 15-5111X | SVL by Dana |
| 4.531 | 1.688 | LWD | 4.531 | 1.688 | LWT | Mechanics | 5C | Y | 5-5121X* | |
| 4.531 | 1.688 | TBC | 4.531 | 1.688 | LWT | Mechanics | 5C | Y | 5-5000X* | |
| 4.531 | 1.688 | HWD | 4.531 | 1.688 | HWD | Spicer Italcardano | 5C | N | 5-5211XM | Same as 5-5211X but metric bolts |
| 5.118 | 1.937 | HWD | 5.118 | 1.937 | HWD | Spicer Italcardano | WS36/670 | Y | 050544000 | |
| 5.312 | 1.938 | HWD | 5.312 | 1.938 | HWD | Rockwell | 58WB | Y | 5-5800X* | |
| 5.531 | 1.688 | LWT | 5.531 | 1.688 | LWT | Mechanics/Rockwell | 6C/62N | Y | 5-6000X* | |
| 5.531 | 1.688 | LWT | 5.531 | 1.688 | HWD | Mechanics/Rockwell | 6C/62N | Y | 5-6102X* | |
| 5.531 | 1.688 | LWT | 5.531 | 1.688 | HWD | Mechanics/Rockwell | 6C/62N | Y | 6C-9X* | |
| 5.531 | 1.688 | HWD | 5.531 | 1.688 | HWD | Mechanics/Rockwell | 6C/62N | Y | 5-6106X* | 5-6106X was replaced by 5-6111X |
| 5.531 | 1.688 | HWD | 5.531 | 1.688 | HWD | Spicer Italcardano | 6C/62N | Y | 050380000* | 050380000 was replaced by 5-6111X |
| 5.531 | 1.688 | HWD | 5.531 | 1.688 | HWD | Spicer Italcardano | 6C/62N | Y | 050223000* | 050223000 was replaced by 5-6111X |
| 5.531 | 1.688 | HWD | 5.531 | 1.688 | HWD | Mechanics/Rockwell | 6C/62N | Y | 050138000* | 050138000 was replaced by 5-6111X; OEM kit; bolt part # 81530007, not included |
| 5.531 | 1.688 | HWD | 5.531 | 1.688 | HWD | Spicer Italcardano | 6C/62N | Y | 050138010* | 050138010 was replaced by 5-6111X; bolt part # 81530007, not included |
| 5.531 | 1.688 | HWD | 5.531 | 1.688 | HWD | Mechanics/Rockwell | 6C/62N | Y | 5-6111X | |
| 5.531 | 1.688 | HWD | 5.531 | 1.688 | HWD | Spicer Italcardano | 6C/62N | N | 050273000* | 050273000 was replaced by 5-6211X; bolt part # 81530007, not included |
| 5.531 | 1.688 | HWD | 5.531 | 1.688 | HWD | Spicer Italcardano | 6C/62N | N | 5-6211X | |
| 5.531 | 1.688 | TBC | 5.844 | 1.938 | HWD | Mechanics/Rockwell | 6C/7C | Y | 5-6109X* | |

* Part has been discontinued

† Part is available until supply is exhausted

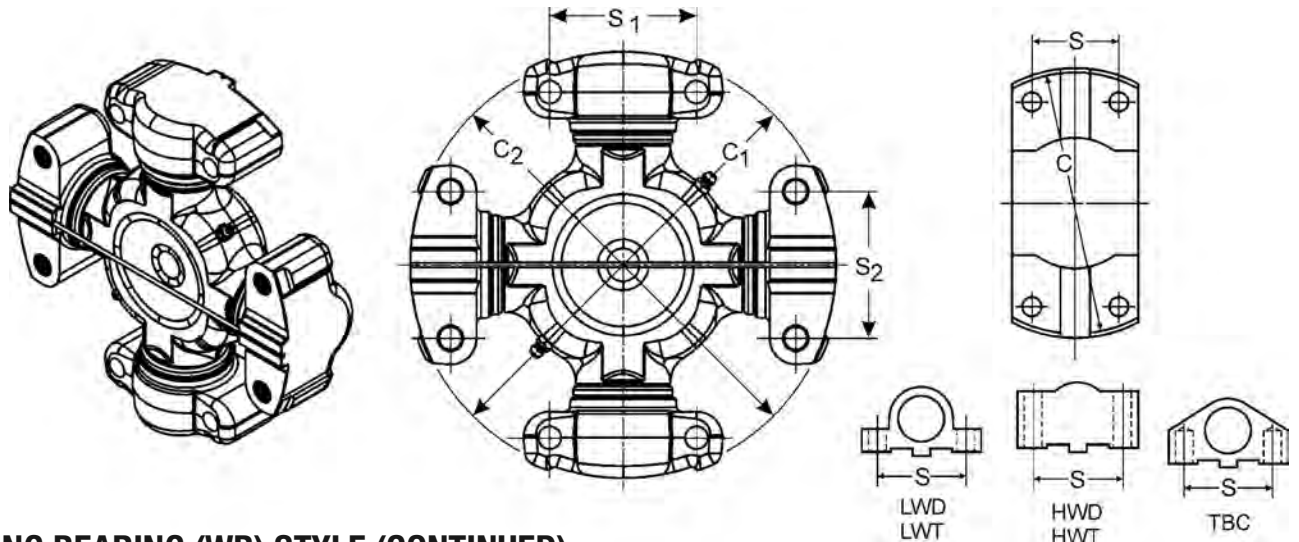
‡ Not sold separately



WING BEARING (WB) STYLE (CONTINUED)

| C1 Pilot Diameter | S1 Centerline to Centerline | WB1 Cap Type | C2 Pilot Diameter | S2 Centerline to Centerline | WB2 Cap Type | OE Manufacturer | OE Series | Greasable | Spicer Part # | Notes |
|-------------------------|--------------------------------------|-----------------|-------------------------|--------------------------------------|-----------------|------------------------|--------------|---------------|------------------|---|
| | | | | | | | | Y=Yes N=No | | |
| 5.531 | 1.688 | TBC | 5.844 | 1.938 | TBC | Mechanics/ Rockwell | 6C/7C | Y | 5-6108X* | |
| 5.531 | 1.688 | HWD | 5.531 | 1.688 | HWD | Mechanics/ Rockwell | 6C/62N | Y | 15-6111X | SVL by Dana |
| 5.844 | 1.938 | TBC | 5.844 | 1.938 | HWD | Mechanics/ Rockwell | 7C/72N | Y | 5-7202X† | 5-7202X will be replaced by 5-7115X when supply is exhausted |
| 5.844 | 1.938 | HWD | 5.844 | 1.938 | TBC | Mechanics/ Rockwell | 7C/72N | Y | 5-7115X | |
| 5.844 | 1.938 | LWT | 5.844 | 1.938 | LWT | Mechanics/ Rockwell | 7C/72N | Y | 5-7000X* | |
| 5.844 | 1.938 | HWD | 5.844 | 1.938 | HWD | Spicer Italcardano | 7C/72N | N | 050915222 | |
| 5.844 | 1.938 | HWD | 5.844 | 1.938 | HWD | Mechanics/ Rockwell | 7C/72N | Y | 5-7105X† | 5-7105X will be replaced by 5-7111X when supply is exhausted |
| 5.844 | 1.938 | HWD | 5.844 | 1.938 | HWD | Spicer Italcardano | 7C/72N | Y | 050915010* | 050915010 was replaced by 5-7111X; aftermarket kit; bolt part # 81530014, not included |
| 5.844 | 1.938 | HWD | 5.844 | 1.938 | HWD | Spicer Italcardano | 7C/72N | Y | 050915000* | 050915000 was replaced by 5-7111X; OEM kit; bolt part # 81530014, not included |
| 5.844 | 1.938 | HWD | 5.844 | 1.938 | HWD | Spicer Italcardano | 7C/72N | N | 050280000* | 050280000 was replaced by 5-7211X or 5-7211XM50 or 5-7211XM55; bolt part # 81530014, not included |
| 5.844 | 1.938 | HWD | 5.844 | 1.938 | HWD | Spicer Italcardano | 7C/72N | Y | 5-7111X | |
| 5.844 | 1.938 | HWD | 5.844 | 1.938 | HWD | Spicer Italcardano | 7C/72N | Y | 15-7111X | SVL by Dana |
| 5.844 | 1.938 | HWD | 5.844 | 1.938 | HWD | Spicer Italcardano | 7C/72N | N | 5-7211X | |
| 5.844 | 1.938 | HWD | 5.844 | 1.938 | HWD | Spicer Italcardano | 7C/72N | N | 5-7211XM50 | Same as 5-7211X but metric bolts |
| 6.500 | 2.812 | HWD | 6.500 | 2.812 | HWD | Spicer Italcardano | 8.5C | N | 050281000* | 050281000 was replaced by 5-85211X or 5-85211XM; bolt part # 81530015, not included |
| 6.500 | 2.812 | HWD | 6.500 | 2.812 | HWD | Spicer Italcardano | 8.5C | N | 5-85211X | |
| 6.500 | 2.812 | LWD | 6.500 | 2.812 | LWD | Spicer Italcardano | 8.5C | Y | 050964000* | 050964000 was replaced by 5-85133X |
| 6.500 | 2.812 | LWD | 6.500 | 2.812 | LWD | Spicer Italcardano | 8.5C | Y | 5-85133X | |
| 6.500 | 2.812 | HWD | 6.500 | 2.812 | HWD | Spicer Italcardano | 8.5C | Y | 050246000* | 050246000 was replaced by 5-85111X; OEM kit; dual Zerk in center of cross |
| 6.500 | 2.812 | HWD | 6.500 | 2.812 | HWD | Spicer Italcardano | 8.5C | Y | 5-85111X | |

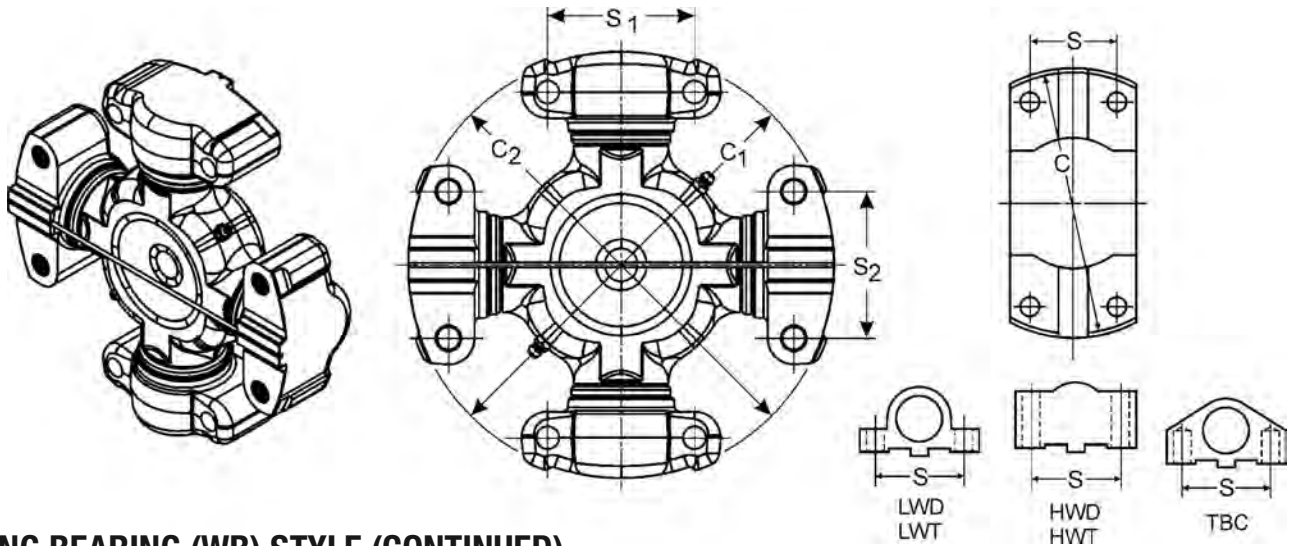
* Part has been discontinued † Part is available until supply is exhausted ‡ Not sold separately



WING BEARING (WB) STYLE (CONTINUED)

| C1 | S1 | WB1 | C2 | S2 | WB2 | OE Manufacturer | OE Series | Greasable Y=Yes N=No | Spicer Part # | Notes |
|----------------|--------------------------|----------|----------------|--------------------------|----------|------------------------|-----------|----------------------------|---------------|---|
| Pilot Diameter | Centerline to Centerline | Cap Type | Pilot Diameter | Centerline to Centerline | Cap Type | | | | | |
| 6.500 | 2.812 | HWD | 6.500 | 2.812 | TBC | Spicer Italcardano | 8.5C | Y | 5-85115X | |
| 6.500 | 2.812 | HWD | 6.500 | 2.812 | HWD | Spicer Italcardano | 8.5C | Y | 15-85111X | SVL by Dana |
| 6.500 | 2.812 | HWD | 6.500 | 2.812 | HWD | Spicer Italcardano | 8.5C | N | 5-85211XM | Same as 5-85211X but metric bolts |
| 8.125 | 1.938 | LWT | 8.125 | 1.938 | LWT | Mechanics/ Rockwell | 8C/82N | Y | 5-8200X* | |
| 8.125 | 1.938 | TBC | 8.125 | 1.938 | HWD | Mechanics/ Rockwell | 8C/82N | Y | 5-8202X* | |
| 8.125 | 1.938 | HWD | 8.125 | 1.938 | HWD | Spicer Italcardano | 8C/82N | N | 050A64000* | 050A64000 was replaced by 5-8211X; OEM kit; bolt part # 81530014, not included |
| 8.125 | 1.938 | HWD | 8.125 | 1.938 | HWD | Spicer Italcardano | 8C/82N | N | 5-8211X | |
| 8.125 | 1.938 | HWD | 8.125 | 1.938 | HWD | Mechanics/ Rockwell | 8C/82N | Y | 5-8105X* | 5-8105X was replaced by 5-8111X |
| 8.125 | 1.938 | HWD | 8.125 | 1.938 | HWD | Spicer Italcardano | 8C/82N | Y | 050509000* | 050509000 was replaced by 5-8111X; OEM kit; bolt part # 81530014, not included |
| 8.125 | 1.938 | HWD | 8.125 | 1.938 | HWD | Spicer Italcardano | 8C/82N | Y | 050509010† | 050509010 will be replaced by 5-8111X when supply is exhausted; aftermarket kit; bolt part # 81530014, not included |
| 8.125 | 1.938 | HWD | 8.125 | 1.938 | HWD | Spicer Italcardano | 8C/82N | Y | 050A62000* | 050A62000 was replaced by 5-8111X |
| 8.125 | 1.938 | HWD | 8.125 | 1.938 | HWD | Spicer Italcardano | 8C/82N | Y | 5-8111X | |
| 8.125 | 1.938 | HWD | 8.125 | 1.938 | HWD | Spicer Italcardano | 8C/82N | Y | 15-8111X | SVL by Dana |
| 8.250 | 2.812 | HWD | 8.250 | 2.812 | HWD | Mechanics/ Rockwell | 9C/92N | Y | 5-9001X† | 5-9001X will be replaced by 5-9111X when supply is exhausted |
| 8.250 | 2.812 | HWD | 8.250 | 2.812 | HWD | Spicer Italcardano | 9C/92N | Y | 15-9111X | SVL by Dana |
| 8.250 | 2.812 | HWD | 8.250 | 2.812 | HWD | Mechanics/ Rockwell | 9C/92N | Y | 5-643X* | (2) 45° Zerks |
| 8.250 | 2.812 | HWT | 8.250 | 2.812 | HWD | Mechanics/ Rockwell | 9C/92N | Y | 5-9002X* | 5-9002X was replaced by 5-9112X |
| 8.250 | 2.812 | HWD | 8.250 | 2.812 | HWT | Mechanics/ Rockwell | 9C/92N | Y | 5-9112X | |
| 8.250 | 2.812 | HWT | 8.250 | 2.812 | HWT | Mechanics/ Rockwell | 9C/92N | Y | 5-9000X* | 5-9000X was replaced by 5-9122X |
| 8.250 | 2.812 | HWT | 8.250 | 2.812 | HWT | Spicer Italcardano | 9C/92N | Y | 5-9122X | |

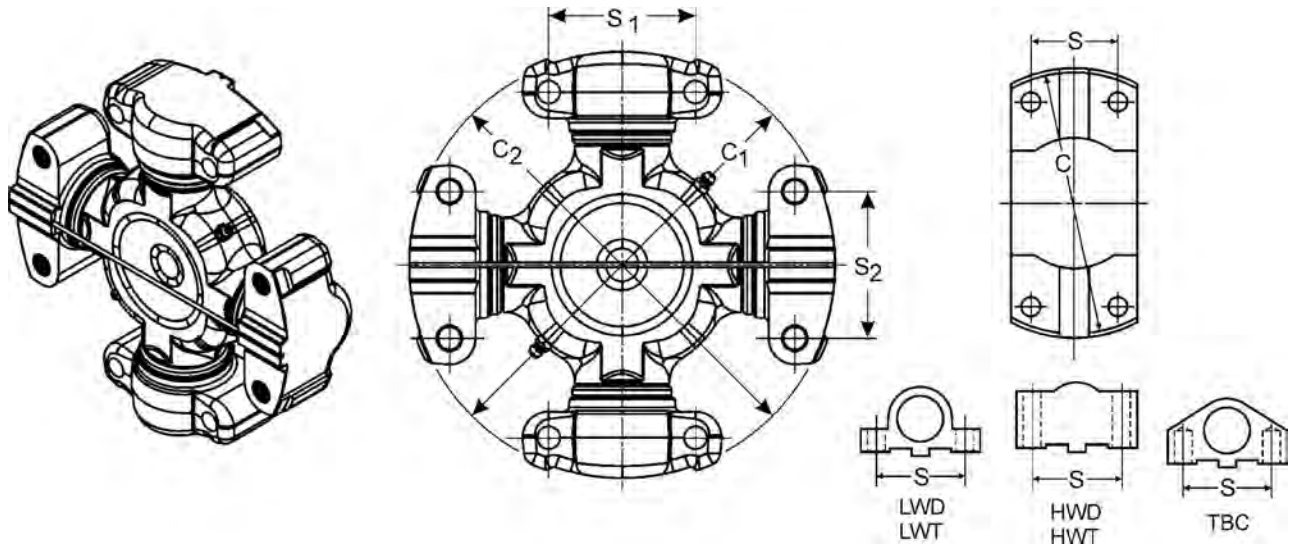
* Part has been discontinued † Part is available until supply is exhausted ‡ Not sold separately



WING BEARING (WB) STYLE (CONTINUED)

| C1 Pilot Diameter | S1 Centerline to Centerline | WB1 Cap Type | C2 Pilot Diameter | S2 Centerline to Centerline | WB2 Cap Type | OE Manufacturer | OE Series | Greasable | Spicer Part # | Notes |
|-------------------------|--------------------------------------|-----------------|-------------------------|--------------------------------------|-----------------|-----------------------|--------------|---------------|------------------|---|
| | | | | | | | | Y=Yes N=No | | |
| 8.250 | 2.812 | HWD | 8.250 | 2.812 | HWD | Spicer Italcardano | 9C/92N | N | 050427000* | 050427000 was replaced by 5-9211X; OEM kit; bolt part # 81530015, not included |
| 8.250 | 2.812 | HWD | 8.250 | 2.812 | HWD | Spicer Italcardano | 9C/92N | N | 5-9211X | |
| 8.250 | 2.812 | HWD | 8.250 | 2.812 | HWD | Spicer Italcardano | 9C/92N | Y | 050231000* | 050231000 was replaced by 5-9111X; OEM kit; 2 Zerks in cross |
| 8.250 | 2.812 | HWD | 8.250 | 2.812 | HWD | Spicer Italcardano | 9C/92N | Y | 5-9111X | |
| 8.374 | 3.626 | HWD | 8.374 | 3.626 | HWD | Spicer Italcardano | 10C | N | 050417000* | 050417000 was replaced by 5-10211X or 5-10211XM |
| 8.374 | 3.626 | HWD | 8.374 | 3.626 | HWD | Spicer Italcardano | 10C | N | 050A53000* | 050A53000 was replaced by 5-10211X or 5-10211XM; OEM kit; bolt part # 815300017, not included |
| 8.374 | 3.626 | HWD | 8.374 | 3.626 | HWD | Spicer Italcardano | 10C | N | 5-10211X | |
| 8.374 | 3.626 | HWD | 8.374 | 3.626 | HWD | Spicer Italcardano | 10C | N | 5-10211XM | Same as 5-10211X but metric bolts |
| 8.374 | 3.626 | HWD | 8.374 | 3.626 | HWD | Spicer Italcardano | 10C | Y | 050A58000 | (2) 45° Zerks in cross |
| 8.374 | 3.626 | HWD | 8.374 | 3.626 | HWD | Spicer Italcardano | 10C | Y | 050242000† | 050242000 will be replaced by 5-10111X when supply is exhausted; OEM kit; 2 Zerks in cross |
| 8.374 | 3.626 | HWD | 8.374 | 3.626 | HWD | Spicer Italcardano | 10C | Y | 050A52000* | 050A52000 was replaced by 5-10111X |
| 8.374 | 3.626 | HWD | 8.374 | 3.626 | HWD | Spicer Italcardano | 10C | Y | 5-10111X | |
| 8.750 | 3.500 | HWD | 8.750 | 3.500 | HWD | TW Disc | J490 | Y | 5-10490X* | |
| 8.750 | 3.500 | HWD | 8.750 | 3.500 | HWD | Spicer Italcardano | 11C | Y | 050435000* | 050435000 was replaced by 5-11111X; has 2 Zerks in cross |
| 8.750 | 3.500 | HWD | 8.750 | 3.500 | HWD | Spicer Italcardano | 11C | Y | 5-11111X | |
| 8.750 | 3.500 | HWD | 8.750 | 3.500 | HWD | Spicer Italcardano | 11C | N | 050A56000* | 050A56000 was replaced by 5-11211X; OEM kit; bolt part # 815300004, not included |
| 8.750 | 3.500 | HWD | 8.750 | 3.500 | HWD | Spicer Italcardano | 11C | N | 5-11211X | |
| 10.235 | 3.936 | HWD | 10.235 | 3.936 | HWD | Spicer Italcardano | 15C | Y | 050523001* | 050523001 was replaced by 5-15111X; has 2 Zerks in cross; OEM kit |
| 8.750 | 3.500 | HWD | 8.750 | 3.500 | HWD | Spicer Italcardano | 11C | Y | 050A55000* | 050A55000 was replaced by 5-11111X; OEM kit; bolt part # 815300004, not included |
| 10.235 | 3.936 | HWD | 10.235 | 3.936 | HWD | Spicer Italcardano | 15C | Y | 5-15111X | |
| 9.685 | 3.228 | HWD | 9.685 | 3.228 | HWD | Spicer Italcardano | 246-M210 | Y | 050781200* | Has 2 Zerks in cross; includes bolts |
| 10.235 | 3.936 | HWD | 10.235 | 3.936 | HWD | Spicer Italcardano | 15C | N | 050A69000* | 050A69000 was replaced by 5-15211X |

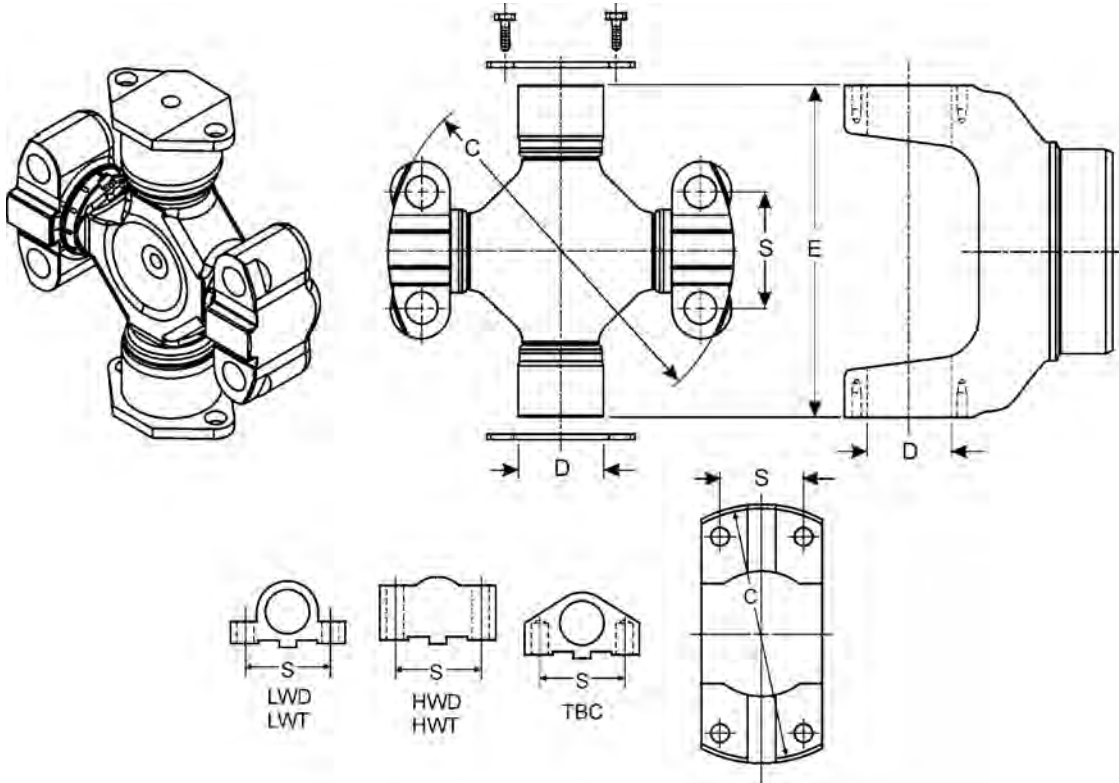
* Part has been discontinued † Part is available until supply is exhausted ‡ Not sold separately



WING BEARING (WB) STYLE (CONTINUED)

| C1 | S1 | WB1 | C2 | S2 | WB2 | OE Manufacturer | OE Series | Greasable Y=Yes N=No | Spicer Part # | Notes |
|----------------|--------------------------|----------|----------------|--------------------------|----------|-----------------------|-----------|----------------------------|---------------|--|
| Pilot Diameter | Centerline to Centerline | Cap Type | Pilot Diameter | Centerline to Centerline | Cap Type | | | | | |
| 10.235 | 3.936 | HWD | 10.235 | 3.936 | HWD | Spicer Italcardano | 15C | N | 5-15211X | |
| 11.024 | 3.622 | HWD | 11.024 | 3.622 | HWD | Spicer Italcardano | 12.5C | Y | 050518000* | 050518000 was replaced by 5-125111X; OEM kit, 2 Zerks in cross |
| 11.024 | 3.622 | HWD | 11.024 | 3.622 | HWD | Spicer Italcardano | 12.5C | Y | 5-125111X | |
| 11.374 | 3.326 | HWD | 11.374 | 3.326 | HWD | Spicer Italcardano | 12C | Y | 050A89000* | 050A89000 was replaced by 5-12111X; low temperature grease; bolt part # 815180001, not included |
| 11.374 | 3.626 | HWD | 11.374 | 3.626 | HWD | Spicer Italcardano | 12C | Y | 050A54000* | 050A54000 was replaced by 5-12111X; has 2 Zerks in cross; OEM kit |
| 11.374 | 3.626 | HWD | 11.374 | 3.626 | HWD | Spicer Italcardano | 12C | N | 050111000* | 050111000 was replaced by 5-12211X; OEM kit; bolt part # 815180001, not included |
| 11.374 | 3.626 | HWD | 11.374 | 3.626 | HWD | Spicer Italcardano | 12C | Y | 050A68000* | 050A68000 was replaced by 5-12111X; (2) 90° Zerks in cross; OEM kit |
| 11.374 | 3.626 | HWD | 11.374 | 3.626 | HWD | Spicer Italcardano | 12C | Y | 5-12111X | |
| 11.374 | 3.626 | HWD | 11.374 | 3.626 | HWD | Spicer Italcardano | 12C | N | 050A84000* | 050A84000 was replaced by 5-12211X |
| 11.374 | 3.626 | HWD | 11.374 | 3.626 | HWD | Spicer Italcardano | 12C | N | 5-12211X | |
| 12.204 | 4.213 | HWD | 12.204 | 4.213 | HWD | Spicer Italcardano | 14.5C | N | 050421000† | 050421000 will be replaced by 5-145211X when supply is exhausted; OEM kit |
| 12.204 | 4.213 | HWD | 12.204 | 4.213 | HWD | Spicer Italcardano | 14.5C | N | 5-145211X | |
| 13.339 | 5.310 | HWD | 13.339 | 5.310 | HWD | Spicer Italcardano | 14C | N | 050101000* | 050101000 was replaced by 5-14211X; bolt part # 81493001, not included |
| 13.339 | 5.310 | HWD | 13.339 | 5.310 | HWD | Spicer Italcardano | 14C | Y | 050A51000* | 050A51000 was replaced by 5-14111X; OEM kit; dual Zerk in center of cross |
| 13.339 | 5.310 | HWD | 13.339 | 5.310 | HWD | Spicer Italcardano | 14C | Y | 050A85000* | 050A85000 was replaced by 5-14111X; bolt part # 814930001, not included; Zerk in center of cross |
| 13.339 | 5.310 | HWD | 13.339 | 5.310 | HWD | Spicer Italcardano | 14C | Y | 5-14111X | |
| 12.204 | 4.213 | HWD | 12.204 | 4.213 | HWD | Spicer Italcardano | 14.5C | Y | 5-145111X | |
| 13.339 | 5.310 | HWD | 13.339 | 5.310 | HWD | Spicer Italcardano | 14C | N | 5-14211X | |

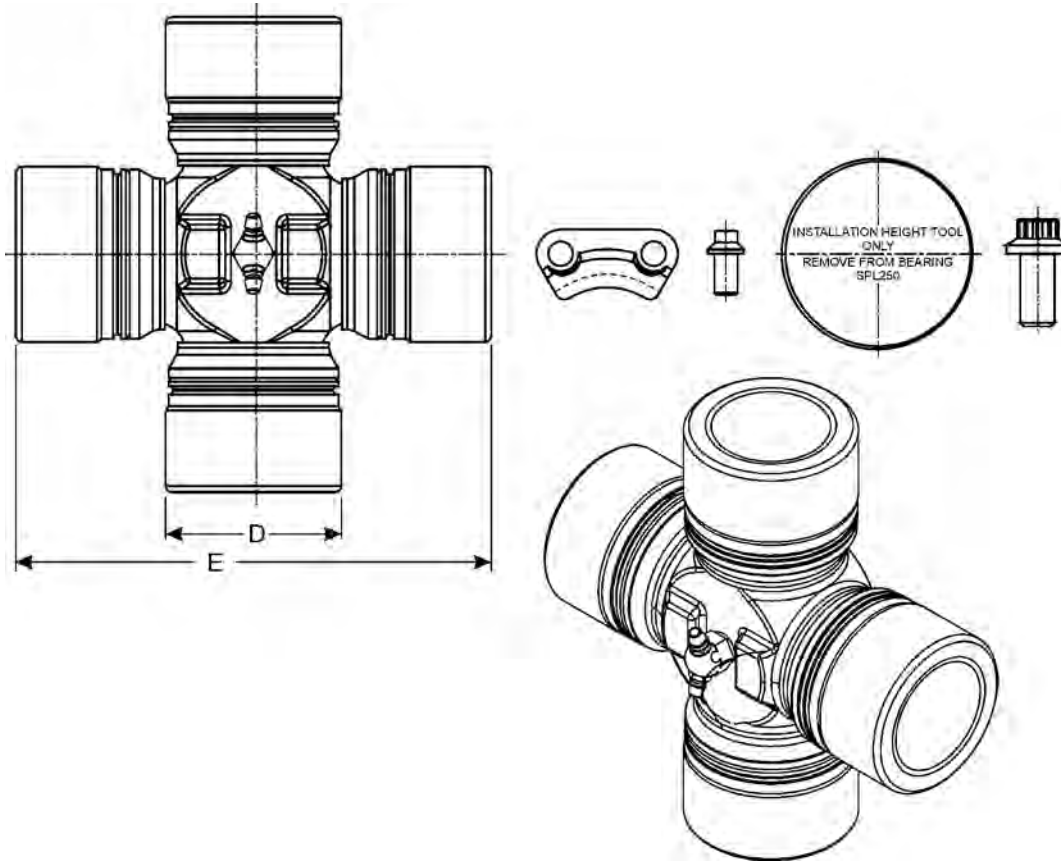
* Part has been discontinued † Part is available until supply is exhausted ‡ Not sold separately



BEARING PLATE/WING BEARING (BP/WB) STYLE

| E Between Caps | D Bearing Cap Diameter | C Pilot Diameter | S Between Holes | WB Cap Type | Converts | | Greasable Y=Yes N=No | Spicer Part # | Notes |
|-------------------|---------------------------|---------------------|--------------------|-------------|------------------|---------------------|----------------------------|---------------|------------------------------------|
| | | | | | From This Series | To This Series Part | | | |
| 5.312 | 1.875 | 5.606 | 2.400 | HWD | Bradley | 1610 | Y | 5012401 | Bradley Military Vehicle (painted) |
| 5.312 | 1.875 | 5.606 | 2.400 | HWD | Bradley | 1610 | Y | 5-450X | Bradley Military Vehicle |
| 6.094 | 1.938 | 6.375 | 2.438 | HWD | 1710 | J210 | Y | 5-705X* | |
| 6.094 | 1.938 | 6.500 | 2.812 | HWD | 1710 | 8.5C/85WB | Y | 5-704X* | |
| 7.547 | 1.938 | 8.250 | 2.812 | LWT | 1810 | 9C/92N | Y | 5-696X* | |
| 7.547 | 1.938 | 8.250 | 2.812 | HWD | 1810 | 9C/92N | Y | 5-727X* | 5-727X was replaced by 5-324X |
| 7.547 | 1.938 | 8.250 | 2.812 | HWD | 1810 | 9C/92N | Y | 5-324X | |
| 7.547 | 1.938 | 8.250 | 2.812 | HWD | 1810 | 9C/92N | Y | 15-324X | SVL by Dana |
| 8.094 | 2.188 | 8.250 | 2.812 | HWD | 1880 | 9C/92N | Y | 5-326X | |
| 8.094 | 2.188 | 8.250 | 2.812 | HWT | 1880 | 9C/92N | Y | 5-327X | |
| 8.094 | 2.188 | 8.250 | 2.812 | HWD | 1880 | 9C/92N | Y | 5-642X | (2) 45° Zerks |

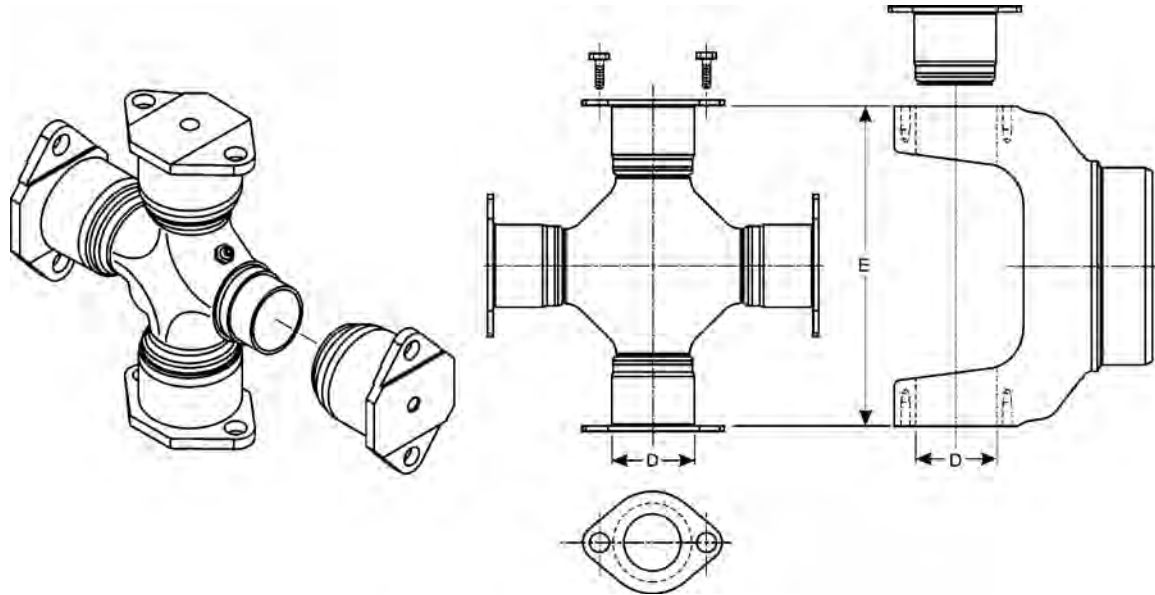
* Part has been discontinued † Part is available until supply is exhausted ‡ Not sold separately



SPICER LIFE SERIES™ (SPL) STYLE (SPRING TAB STYLE)

| E | E | D | D | OE Manufacturer | OE Series | Greasable | Spicer Part # | Notes |
|----------------|-----------------|------------------------------|-------------------------------|--------------------|--------------|---------------|------------------|-------------------------------------|
| Over Caps (mm) | Over Caps (std) | Bearing Cap Diameter (mm) | Bearing Cap Diameter (std) | | | Y=Yes N=No | | |
| 138.71 | 5.461 | 49.20 | 1.937 | Spicer | SPL140 | Y | SPL140X | |
| 164.00 | 6.456 | 55.00 | 2.165 | Spicer | SPL170 | Y | SPL170-3X* | SPL170-3X was replaced by SPL170-4X |
| 164.00 | 6.456 | 55.00 | 2.165 | Spicer | SPL170 | Y | SPL170X* | SPL170X was replaced by SPL170-4X |
| 164.00 | 6.456 | 55.00 | 2.165 | Spicer | SPL170 | Y | SPL170-4X | |
| 164.00 | 6.456 | 55.00 | 2.165 | Spicer | SPL170 | N | SPL170-SF4X | |
| 163.00 | 6.417 | 60.00 | 2.362 | Spicer | SPL250 | Y | SPL250X* | SPL250X was replaced by SPL250-3X |
| 163.00 | 6.417 | 60.00 | 2.362 | Spicer | SPL250 | Y | SPL250-3X | |
| 163.00 | 6.417 | 60.00 | 2.362 | Spicer | SPL250 | N | SPL250-SF3X | |

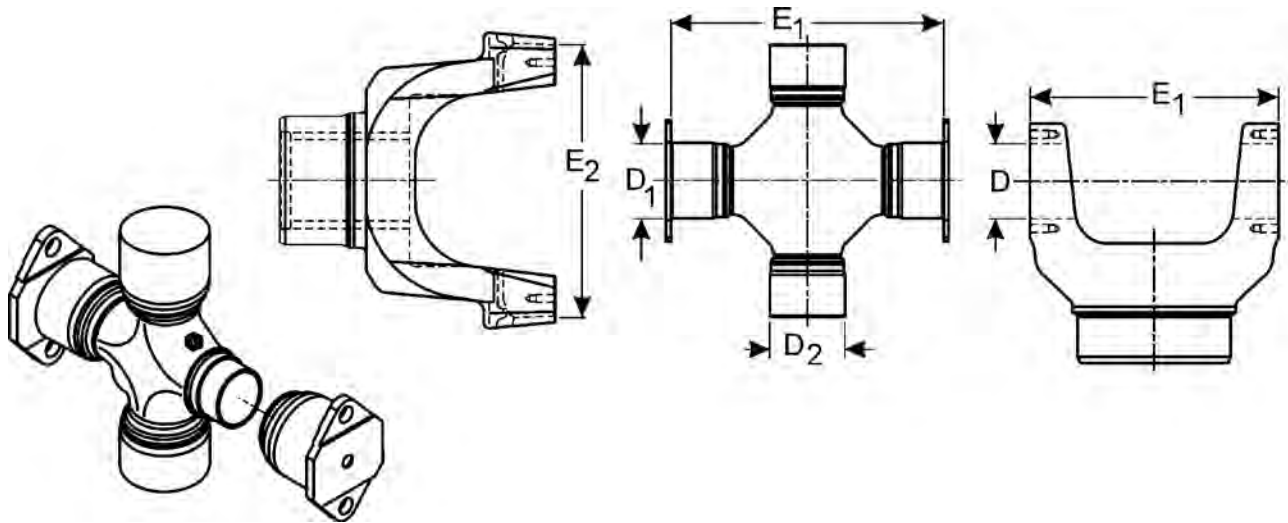
* Part has been discontinued † Part is available until supply is exhausted ‡ Not sold separately



BEARING PLATE (BP) STYLE

| E Between Caps | D Bearing Cap Diameter | OE Manufacturer | OE Series | Greasable | Spicer Part # | Notes |
|-------------------|------------------------------|--------------------|--------------|---------------|------------------|-----------------------------------|
| | | | | Y=Yes N=No | | |
| 4.562 | 1.562 | Spicer | 1500 | Y | 5-115X* | 5-115X was replaced by 5-3252X |
| 4.562 | 1.562 | Spicer | 1500 | Y | 5-3252X | |
| 5.312 | 1.875 | Spicer | 1610 | Y | 5-279X | |
| 5.312 | 1.875 | Spicer | 1610 | Y | 15-279X | SVL by Dana |
| 6.094 | 1.938 | Spicer | 1710 | Y | 5-280-4X* | 4 lube fittings in journal |
| 6.094 | 1.938 | Spicer | 1710 | Y | 5-280X | |
| 6.094 | 1.938 | Spicer | 1710 | Y | 15-280X | SVL by Dana |
| 6.594 | 2.321 | Spicer | 1800 | Y | 5-124X* | |
| 7.000 | 1.938 | Spicer | 1760 | Y | 5-407X | |
| 7.000 | 1.938 | Spicer | 1760 | Y | 15-407X | SVL by Dana |
| 7.547 | 1.938 | Spicer | 1810 | Y | 5-281-4X* | Has 4 Zerks in cross |
| 7.547 | 1.938 | Spicer | 1810 | Y | 5-281X | |
| 7.547 | 1.938 | Spicer | 1810 | Y | 15-281X | SVL by Dana |
| 8.094 | 2.188 | Spicer | 1880 | Y | 5-308X | |
| 8.781 | 2.812 | Spicer | 1900 | Y | 5-54X* | Has 4 bolt holes in bearing plate |

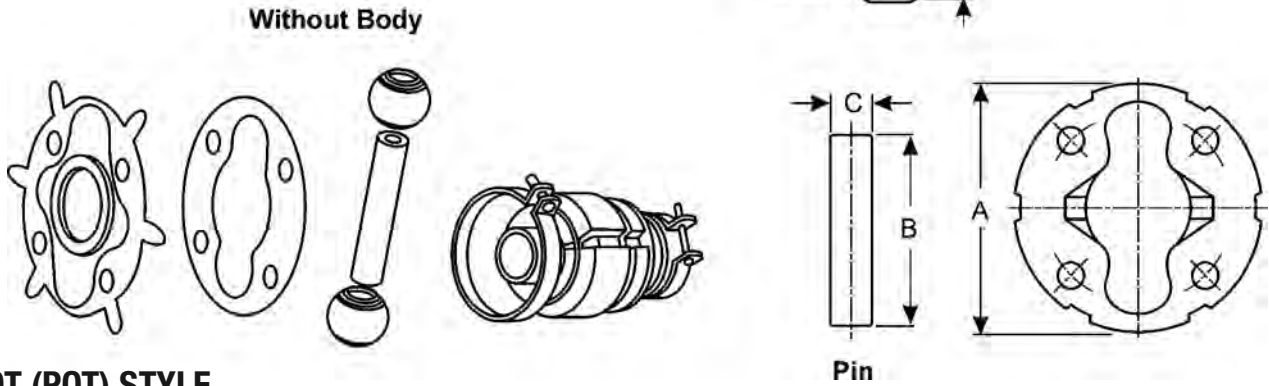
* Part has been discontinued † Part is available until supply is exhausted ‡ Not sold separately



HALF ROUND (HR) STYLE

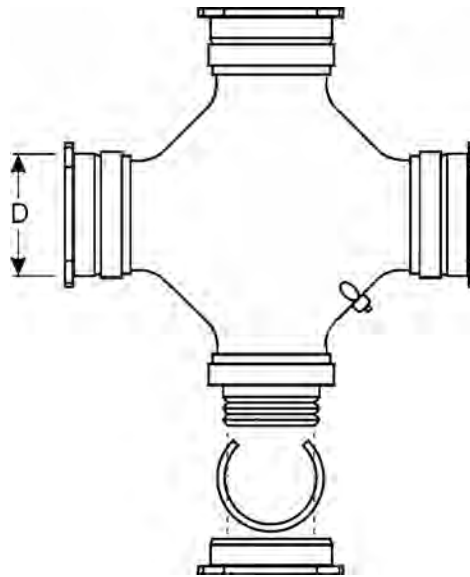
| E1 Between Caps | D1 Bearing Cap Diameter | E2 Over Bearing Caps | D2 Bearing Cap Diameter | OE Manufacturer | OE Series | Greasable | Spicer Part # | Notes |
|--------------------|-------------------------------|----------------------------|-------------------------------|--------------------|--------------|---------------|------------------|---|
| | | | | | | Y=Yes N=No | | |
| 5.312 | 1.875 | 5.312 | 1.875 | Spicer | 1610 | N | 5001247 | Has 2 plugs in place of the Zerks |
| 5.312 | 1.875 | 5.312 | 1.875 | Spicer | 1610 | N | 5-610X* | |
| 5.312 | 1.875 | 5.312 | 1.875 | Spicer | 1610 | Y | 5-777X | Same as 5-674X w/o strap kit |
| 5.312 | 1.875 | 5.312 | 1.875 | Spicer | 1610 | Y | 5-585XM | Metric bolts w/ lock strap; grease Zerk in center of cross |
| 5.312 | 1.875 | 5.312 | 1.875 | Spicer | 1610 | Y | 5-438X* | 5-438X was replaced by 5-674X |
| 5.312 | 1.875 | 5.312 | 1.875 | Spicer | 1610 | Y | 5-674X | Includes strap kit |
| 5.312 | 1.875 | 5.312 | 1.875 | Spicer | 1610 | Y | 15-674X | SVL by Dana |
| 5.312 | 1.875 | 5.312 | 1.875 | Spicer | 1610 | Y | 5-423X | Grease Zerk in center of cross |
| 6.094 | 1.938 | 6.094 | 1.938 | Spicer | 1710 | Y | 5-746X | Includes metric bolts used on bearing cap |
| 6.094 | 1.938 | 6.094 | 1.938 | Spicer | 1710 | Y | 5-773X | Same as 5-675X but uses/includes strap with metric bolts |
| 6.094 | 1.938 | 6.094 | 1.938 | Spicer | 1710 | Y | 5-515X* | 5-515X was replaced by 5-675X |
| 6.094 | 1.938 | 6.094 | 1.938 | Spicer | 1710 | Y | 5-671X† | 5-671X will be replaced by 5-675X when supply is exhausted; thrustwashers in bearing cap |
| 6.094 | 1.938 | 6.094 | 1.938 | Spicer | 1710 | Y | 5-675X | Includes strap kit |
| 6.094 | 1.938 | 6.094 | 1.938 | Spicer | 1710 | Y | 15-675X | SVL by Dana |
| 7.000 | 1.938 | 7.000 | 1.938 | Spicer | 1760 | Y | 5-469X* | 5-469X was replaced by 5-677X |
| 7.000 | 1.938 | 7.000 | 1.938 | Spicer | 1760 | Y | 5-677X | Includes strap kit |
| 7.000 | 1.938 | 7.000 | 1.938 | Spicer | 1760 | Y | 15-677X | SVL by Dana |
| 7.547 | 1.938 | 7.547 | 1.938 | Spicer | 1810 | Y | 5-510X* | 5-510X was replaced by 5-676X |
| 7.547 | 1.938 | 7.547 | 1.938 | Spicer | 1810 | Y | 5-676X | Includes strap kit |
| 7.547 | 1.938 | 7.547 | 1.938 | Spicer | 1810 | Y | 15-676X | SVL by Dana |

* Part has been discontinued † Part is available until supply is exhausted ‡ Not sold separately



POT (POT) STYLE

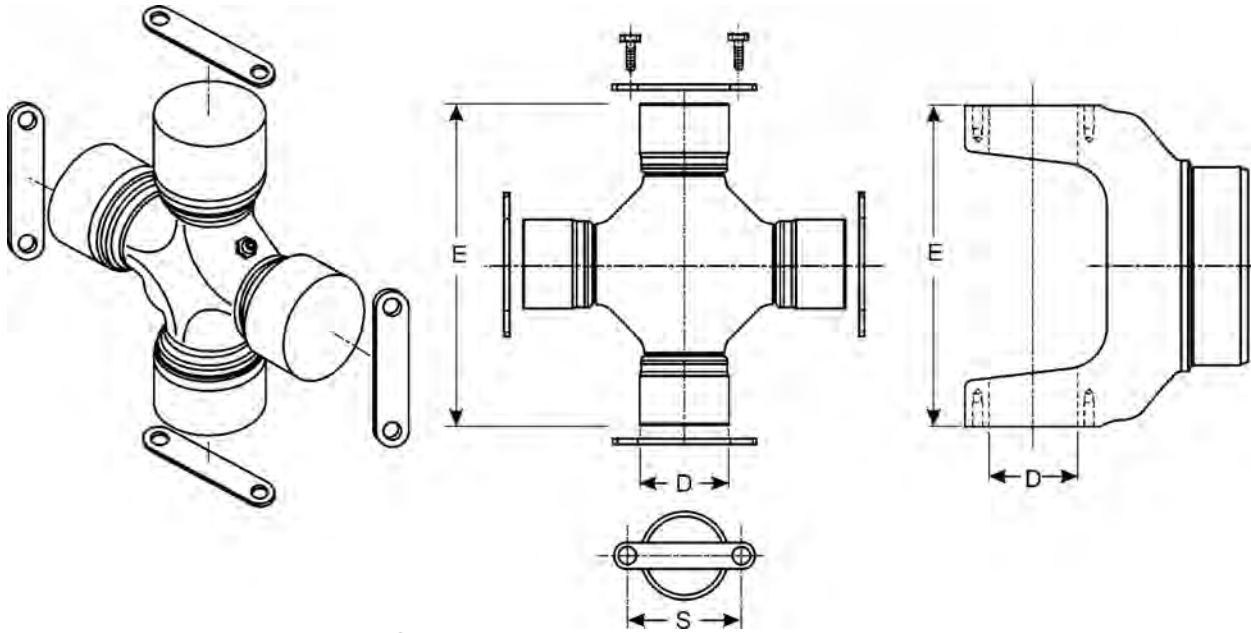
| A | B | C | D | E | Spicer Part # |
|-----------------|------------|--------------|---------------|----------------|---------------|
| Flange Diameter | Pin Length | Pin Diameter | Ball Diameter | Ball Thickness | |
| 3.625 | 2.969 | 0.562 | 1.031 | 0.6090 | 5-1407X* |
| 4.000 | 2.875 | 0.562 | 1.031 | 0.6090 | 5-1405X* |



THREADED CAP (THDCAP) STYLE

| Over Caps | D | Thread Size | OE Series | Greasable | Spicer Part # |
|-----------|----------------------|-------------|-----------|---------------|---------------|
| | Bearing Cap Diameter | | | Y=Yes N=No | |
| 2.934 | 1.125 | 0.938-20 | Chev | Y | 5-3031X* |

* Part has been discontinued † Part is available until supply is exhausted ‡ Not sold separately



THREADED PLATE (THDPLT) STYLE

| E Over Caps | D1 Bearing Cap Diameter | S Bolt Hole C-Line to C-Line | OE Manufacturer | OE Series | Greasable | Spicer Part # | Notes |
|----------------|----------------------------|---------------------------------|--------------------|--------------|---------------|------------------|---|
| | | | | | Y=Yes N=No | | |
| 4.188 | 1.375 | 1.750 | Cleveland | D56 | Y | 5-1214X* | 5-1214X was replaced by 5-3260-1X; bearing plates not supplied with kit |
| 4.188 | 1.375 | 1.750 | Cleveland | D56-55-2 | Y | 5-3260-1X | |
| 4.965 | 1.375 | 1.750 | Cleveland | U56-55-2 | Y | 5-3261X | |

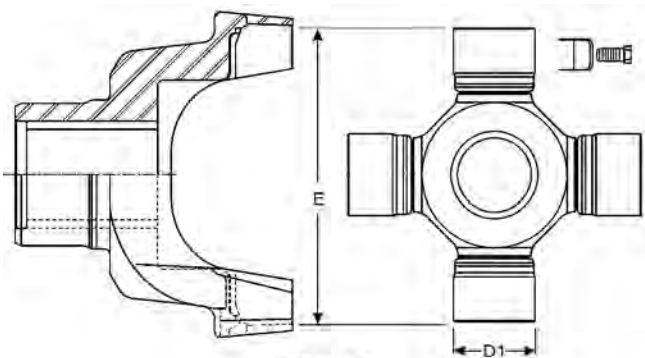


Figure 1

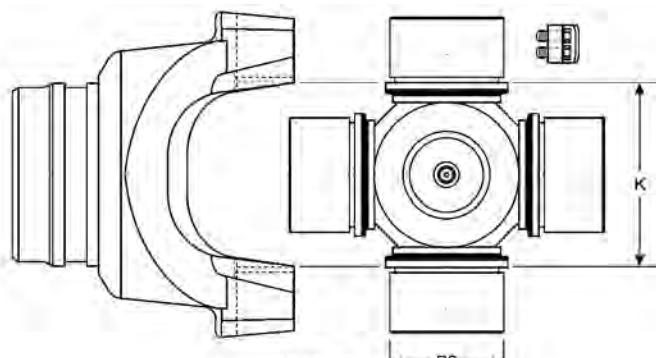
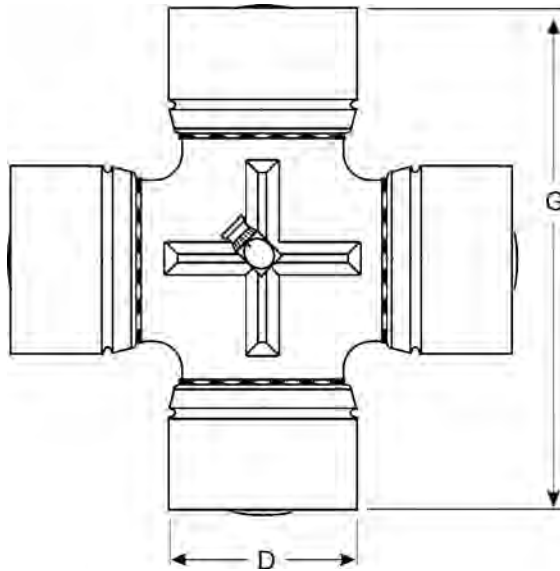


Figure 2

CAP AND BOLT (CB) STYLE REPLACEMENT KITS

| Figure 1 | | Figure 2 | | OE Manufacturer | OE Series | Greasable | Spicer Part # |
|----------------|----------------------------|---------------------------------|----------------------------|--------------------|--------------|---------------|------------------|
| E Over Caps | D1 Bearing Cap Diameter | K Bolt Hole C-Line to C-Line | D2 Bearing Cap Diameter | | | Y=Yes N=No | |
| | | 5.665 | 2.565 | Spicer | 1910 | Y | 5-316X* |
| 10.046 | 3.062 | | | Spicer | 1950 | Y | 5-339X* |
| 12.343 | 3.812 | | | Spicer | 2050 | Y | 5-340X* |

* Part has been discontinued † Part is available until supply is exhausted ‡ Not sold separately



OUTSIDE SNAP RING (OSR) STYLE GWB REPLACEMENT KITS

| G Over Caps | D Bearing Cap Diameter | OE Manufacturer | OE Series |
|----------------|------------------------------|--------------------|--------------|
| 1.614 | 0.591 | Spicer GWB | 473.10 |
| 1.937 | 0.748 | Spicer GWB | 473.20 |
| 1.976 | 0.866 | Spicer GWB | 373.20 |
| 2.323 | 0.866 | Spicer GWB | 473.30 |
| 2.409 | 0.937 | Spicer GWB | 687.10 |
| 2.748 | 1.024 | Spicer GWB | 287.00 |
| 2.933 | 1.063 | Spicer GWB | 687.15 |
| 3.220 | 1.181 | Spicer GWB | 287.10 |
| 3.220 | 1.189 | Spicer GWB | 687.20 |
| 3.622 | 1.374 | Spicer GWB | 687.25 |
| 3.811 | 1.378 | Spicer GWB | 287.20 |
| 3.811 | 1.378 | Spicer GWB | 587.10 |
| 4.114 | 1.654 | Spicer GWB | 587.15 |
| 4.165 | 1.496 | Spicer GWB | 387.20 |
| 4.198 | 1.374 | Spicer GWB | 687.30 |
| 4.587 | 1.890 | Spicer GWB | 587.20 |

| G Over Caps | D Bearing Cap Diameter | OE Manufacturer | OE Series |
|----------------|------------------------------|--------------------|--------------|
| 4.701 | 1.654 | Spicer GWB | 687.35 |
| 4.913 | 1.732 | Spicer GWB | 287.30 |
| 5.236 | 2.047 | Spicer GWB | 587.30 |
| 5.322 | 1.874 | Spicer GWB | 687.40 |
| 5.669 | 2.244 | Spicer GWB | 587.35 |
| 5.745 | 2.047 | Spicer GWB | 687.45 |
| 5.984 | 2.244 | Spicer GWB | 687.55 |
| 5.987 | 2.244 | Spicer GWB | 587.42 |
| 6.024 | 1.969 | Spicer GWB | 287.40 |
| 6.457 | 2.165 | Spicer GWB | 387.40 |
| 6.602 | 2.323 | Spicer GWB | 687.60 |
| 6.772 | 2.559 | Spicer GWB | 687.65 |
| 6.772 | 2.559 | Spicer GWB | 587.48 |
| 7.283 | 2.835 | Spicer GWB | 587.50 |
| 8.534 | 2.913 | Spicer GWB | 587.55 |
| 9.110 | 3.267 | Spicer GWB | 587.60 |

If you would like more information on GWB driveshafts, visit www.gwbdriveshaft.com, www.dana.com, or call 1.800.621.8084.

* Part has been discontinued † Part is available until supply is exhausted ‡ Not sold separately



Supersession/Obsolescence List

| Obsolete Part # | Series/Model | Status | Replaced By (Where Applicable) |
|-----------------|--------------|------------|---|
| 050021000 | 2C | Obsolete | No replacement |
| 050101000 | 14C | Superseded | 5-14211X |
| 050111000 | 12C | Superseded | 5-12211X |
| 050138000 | 6C | Superseded | 5-6111X |
| 050138010 | 6C | Superseded | 5-6111X |
| 050223000 | 6C | Superseded | 5-6111X |
| 050231000 | 9C | Superseded | 5-9111X |
| 050232 | 14.5C | Superseded | 5-145111X |
| 050232000 | 14.5C | Superseded | 5-145111X |
| 050238000 | 2C | Obsolete | No replacement |
| 050239000 | 2C | Obsolete | No replacement |
| 050239010 | 2C | Obsolete | No replacement |
| 050242000 | 10C | Superseded | 5-10111X |
| 050242020 | 10C | Superseded | 050A58000 |
| 050246000 | 8.5C | Superseded | 5-85111X |
| 050261000 | 8.5C | Superseded | 5-85111X |
| 050273000 | 6C | Superseded | 5-6211X |
| 050280000 | 7C | Obsolete | 5-7211X or 5-7211XM50 or 5-7211XM55 |
| 050281000 | 8.5C | Obsolete | 5-85211X or 5-85211XM |
| 050370000 | 5C | Obsolete | 5-5211X or 5-5211XM |
| 050380000 | 6C | Superseded | 5-6111X |
| 050417000 | 10C | Obsolete | 5-10211X or 5-10211XM |
| 050421000 | 14.5C | Superseded | 5-145211X |
| 050427000 | 9C | Superseded | 5-9211X |
| 050435000 | 11C | Superseded | 5-11111X |
| 050509000 | 8C | Superseded | 5-8111X |
| 050509010 | 8C | Superseded | 5-8111X |
| 050518 | 12.5C | Superseded | 5-125111X |
| 050518000 | 12.5C | Superseded | 5-125111X |
| 050523001 | 15C | Superseded | 5-15111X |
| 050734010 | 4C | Superseded | 5-4144X |
| 050742000 | 4C | Superseded | 5-4111X |
| 050742010 | 4C | Superseded | 5-4111X |
| 050742020 | 4C | Superseded | 5-4211X |
| 050776010 | 5C | Superseded | 5-5111X |
| 050776020 | 5C | Superseded | 5-5111X |
| 050781200 | 11.5C | Obsolete | No replacement |
| 050915000 | 7C | Superseded | 5-7111X |
| 050915010 | 7C | Superseded | 5-7111X |
| 050964000 | 8.5C | Superseded | 5-85133X |
| 050A48010 | 2C | Obsolete | No replacement |
| 050A51000 | 14C | Superseded | 5-14111X |
| 050A52000 | 10C | Superseded | 5-10111X |
| 050A53000 | 10C | Obsolete | 5-10211X or 5-10211XM |
| 050A54000 | 12C | Superseded | 5-12111X |
| 050A55000 | 11C | Superseded | 5-11111X |
| 050A56000 | 11C | Superseded | 5-11211X |
| 050A62000 | 8C | Superseded | 5-8111X |
| 050A64000 | 8C | Superseded | 5-8211X |
| 050A68000 | 12C | Superseded | 5-12111X |
| 050A69000 | 15C | Superseded | 5-15211X |
| 050A84000 | 12C | Superseded | 5-12211X |
| 050A85000 | 14C | Superseded | 5-14111X |
| 050A89000 | 12C | Superseded | 5-12111X |
| 15-103X | 1000 | Obsolete | No replacement |
| 15-1306X | 7260 | Obsolete | No replacement |

| Obsolete Part # | Series/Model | Status | Replaced By (Where Applicable) |
|-----------------|--------------|------------|-----------------------------------|
| 15-1309X | 7290 | Obsolete | No replacement |
| 15-308X | 1880 | Obsolete | No replacement |
| 15-326X | 1880/9C | Obsolete | No replacement |
| 4519302 | 1310 | Superseded | 5-3204X |
| 5001919 | SPL25 | Superseded | 5-1330-1X |
| 5002322 | 1310 | Superseded | 5-1310X |
| 5003096 | 1310 | Superseded | 5-1330X |
| 5003097 | 1330/3R | Superseded | 5-793X |
| 5004891 | 1350WJ | Superseded | 5-7166X |
| 5004947 | 1330 | Superseded | 5-1330X |
| 5009484 | 1350 | Superseded | 5-1350X |
| 5009485 | 1350 | Superseded | 5-1350-1X |
| 5012578 | 1350 | Superseded | 5-1350X |
| 5013613 | 1310 | Superseded | 5-3613X |
| 5013614 | 1330 | Superseded | 5-3614X |
| 5013615 | 1350 | Superseded | 5-3615X |
| 5013616 | 1410 | Superseded | 5-3616X |
| 5017166 | 1350WJ | Superseded | 5-7166X |
| 5017436 | 1330/S44 | Superseded | 5-793X |
| 5018811 | 1310 | Superseded | 5-3200X |
| 5018812 | BMW/Mazda | Superseded | 5-3201X |
| 5018813 | 1310 | Superseded | 5-3202X |
| 5018814 | 1310 | Superseded | 5-3203X |
| 5018815 | S44/1350 | Superseded | 5-3205X |
| 5019187 | 1350 | Superseded | 5-1350X |
| 5-102X | 1100SG | Obsolete | No replacement |
| 5-111X | 1100 | Superseded | 5-101X |
| 5-115X | 1500 | Superseded | 5-3252X |
| 5-1201X | S55 | Superseded | 5-7439X |
| 5-1202X | S55 | Obsolete | No replacement |
| 5-1205X | R55 | Superseded | 5-3250X |
| 5-1206X | 1410 | Superseded | 5004989 |
| 5-1214X | Clev.D56 | Superseded | 5-3260-1X |
| 5-121X | 1260 | Superseded | 5-153X |
| 5-121XU | 1310 | Superseded | 5-153X |
| 5-122X | 1310 | Superseded | 5-153X |
| 5-124X | 1800 | Obsolete | No replacement |
| 5-125X | 1260 | Superseded | 5-810X |
| 5-1300X | 5160 | Superseded | 5-3251X |
| 5-1304X | 7260 | Obsolete | No replacement |
| 5-1306-1X | 7260 | Superseded | 5-789X |
| 5-1306X | 7260 | Superseded | 5-789X |
| 5-1306XS | 7260 | Superseded | 5-789X |
| 5-1307X | 7260 | Superseded | 5-789X |
| 5-130X | 1330 | Superseded | 5-213X |
| 5-1312X | 1330F-3R3 | Superseded | 5-3255X |
| 5-132X | 1310 | Superseded | 5-153X |
| 5-138X | 1310/1330 | Superseded | 5-134X |
| 5-1404X | Det Pot | Obsolete | No replacement |
| 5-1405X | Det Pot | Obsolete | No replacement |
| 5-1407X | Det Pot | Obsolete | No replacement |
| 5-1507X | Ford/Maz | Superseded | 5-3216X |
| 5-150X | 1310/3R | Superseded | 5-3022-1X |
| 5-1510-1X | Toyota | Superseded | 5-1510X |
| 5-1520X | 2.5R | Superseded | 5-3219-1X |
| 5-153X25 | 1310 | Superseded | 5-153X |
| 5-158X | 1550 | Superseded | SPL70-1X |
| 5-163X | 1310 | Superseded | 5-153X |
| 5-17166X | 1350WJ | Superseded | 5-7166X |
| 5-171X | 1710 | Superseded | 5-280X |
| 5-177X | 1710 | Superseded | 5-280X |
| 5-181X | 1100 | Superseded | 5-101X |

Supercession/Obsolescence List

SPICER®



| Obsolete Part # | Series/Model | Status | Replaced By (Where Applicable) |
|-----------------|--------------|------------|-----------------------------------|
| 5-185X | 1850 | Obsolete | No replacement |
| 5-186X | 1850/92N | Obsolete | No replacement |
| 5-187X | 1880 | Obsolete | No replacement |
| 5-2000X | 2C | Superseded | 5-2031X |
| 5-2002X | 2C | Obsolete | No replacement |
| 5-2007X | 2C | Superseded | 5-3242X |
| 5-200X | 1310 | Superseded | 5-153X |
| 5-2011X | 2R | Superseded | 5-3242X |
| 5-2033X | 2C | Obsolete | No replacement |
| 5-213-X | 1330 | Superseded | 5-213X |
| 5-214X | 1410 | Superseded | 5-160X |
| 5-220X | 1550/6C | Superseded | 6C-5X |
| 5-221X | 1550/6C | Superseded | 6C-3X |
| 5-229X | 1330 | Superseded | 5-1330X |
| 5-230X | 1330 | Superseded | 5-213X |
| 5-231X | 3RL/1330 | Superseded | 5-212X |
| 5-233X | 1710 | Superseded | 5-280X |
| 5-249X | 1110/1210 | Superseded | 5-248X |
| 5-251X | 1280 | Superseded | 5-810X |
| 5-252X | 1310 | Superseded | 5-1310X |
| 5-2530X | 1310/2.5R | Superseded | 5-3247X |
| 5-254X | 3RL/1330 | Superseded | 5-212X |
| 5-255X | 1310 | Superseded | 5-1310-1X |
| 5-256X | 1310 | Superseded | 5-153X |
| 5-260-1X | 1310 | Superseded | 5-260X |
| 5-262X | 1410 | Superseded | 5-1410-1X |
| 5-263X | 1480 | Superseded | 5-188X |
| 5-269X | 1100 | Obsolete | No replacement |
| 5-273X | 1310 | Superseded | 5-213X |
| 5-275X | 1550 | Superseded | SPL70-1X |
| 5-278X | 1310 | Superseded | 5-153X |
| 5-282X | 1350 | Superseded | 5-1350X |
| 5-283X | 1310 | Superseded | 5-1310X |
| 5-296X | 1350 | Superseded | 5-1350X |
| 5-297-1X | 1310 | Superseded | 5-3226X |
| 5-297X | 1310WJ | Superseded | 5-760X |
| 5-3000X | 3C | Superseded | 5-3144X |
| 5-3012X | S44/3CRL | Superseded | 5-3264X |
| 5-3022X | 1310/3R | Superseded | 5-3022-1X |
| 5-3031X | 3R-CV | Obsolete | No replacement |
| 5-303X | 1550/6C | Superseded | 6C-3X |
| 5-304X | 1550 | Superseded | 5-155X |
| 5-305X | 1410 | Superseded | 5004989 |
| 5-306X | 1710 | Superseded | 5-280X |
| 5-315X | 1210 | Superseded | 5-443X |
| 5-3163X | 7290/S44 | Obsolete | No replacement |
| 5-316X | 1910 | Obsolete | No replacement |
| 5-319X | 1480 | Superseded | SPL55-1X |
| 5-325X | 1550 | Superseded | SPL70X |
| 5-331X | 1650/7C | Obsolete | No replacement |
| 5-332X | 1480 | Superseded | SPL55-3X |
| 5-338X | 1880/9C | Superseded | 5-326X |
| 5-339X | 1850 | Obsolete | No replacement |
| 5-340X | 2050 | Obsolete | No replacement |
| 5-344X | 1310/1330 | Superseded | 5-134X |
| 5-347X | 1480/5C | Superseded | 5C-3X |
| 5-348X | 1480/5C | Superseded | 5C-5X |
| 5-350X | 1310 | Obsolete | 5-3254X |
| 5-353X | 1310/7260 | Superseded | 5-788X |
| 5-354X | 1310/7290 | Superseded | 5-3222X |
| 5-372X | 193 | Obsolete | No replacement |
| 5-373AX | 2210 | Obsolete | No replacement |

| Obsolete Part # | Series/Model | Status | Replaced By (Where Applicable) |
|-----------------|--------------|------------|-----------------------------------|
| 5-373X | 2210 | Obsolete | No replacement |
| 5-4002X | 4C | Superseded | 5-4144X |
| 5-4014X | 4C | Obsolete | No replacement |
| 5-4015X | 4R | Obsolete | No replacement |
| 5-4016X | 4C | Obsolete | No replacement |
| 5-409X | 1330 | Superseded | 5-7438X |
| 5-4140X | 4C | Superseded | 5-4112X |
| 5-4143X | 4C | Superseded | 5-4111X |
| 5-418X | 1480/5C | Superseded | 5C-3X |
| 5-419X | 1310 | Superseded | 5-153X |
| 5-429X | 1410 | Obsolete | No replacement |
| 5-432X | 55N | Superseded | 5-3225X |
| 5-433-1X | 1310 | Superseded | 5-1310-1X |
| 5-438X | 1610 | Superseded | 5-674X |
| 5-447X | 1350 | Superseded | 5-3615X |
| 5-456X | 1210WJ | Superseded | 5-3215X |
| 5-461X | 1710 | Superseded | 5-675X |
| 5-462X | 1410 | Superseded | 5-1410-1X |
| 5-467X | 1310 | Superseded | 5-3613X |
| 5-469X | 1760 | Superseded | 5-677X |
| 5-471X | 1350 | Superseded | 5-1350-1X |
| 5-477X | 1310 | Superseded | 5-153X |
| 5-479X | 1330 | Superseded | 5-213X |
| 5-480X | 1350 | Superseded | 5-178X |
| 5-481X | 1410 | Superseded | 5-160X |
| 5-482X | 1480 | Superseded | 5-188X |
| 5-483X | 1550 | Superseded | 5-155X |
| 5-485X | 1480 | Superseded | 5-188X |
| 5-4X | 1300 | Superseded | 5-3214X |
| 5-5000X | 5C | Obsolete | No replacement |
| 5-5008X | 5C | Obsolete | No replacement |
| 5-510X | 1810 | Superseded | 5-676X |
| 5-511X | 1310 | Superseded | 5-153X |
| 5-515X | 1710 | Superseded | 5-675X |
| 5-5177X | 5C | Superseded | 5-5111X |
| 5-517X | 1330 | Superseded | 5-1330X |
| 5-521X | 1330 | Superseded | 5-3614X |
| 5-523X | 1550 | Superseded | 5-275X |
| 5-526X | 1210 | Superseded | 5-443X |
| 5-527X | 7260/7290 | Superseded | 5-3244X |
| 5-529X | 1310 | Superseded | 5-1310X |
| 5-541X | 1330/3R | Superseded | 5-793X |
| 5-542X | 1350 | Superseded | 5-1350-1X |
| 5-543X | 1550 | Superseded | 5-155X |
| 5-544X | 1310/3R | Obsolete | No replacement |
| 5-546X | 1550 | Obsolete | No replacement |
| 5-547X | 1210 | Superseded | 5-443X |
| 5-54X | 1900 | Obsolete | No replacement |
| 5-565X | 1590 | Superseded | SPL100-1X |
| 5-5800X | 58WB | Obsolete | No replacement |
| 5-584X | 1350 | Superseded | 5-178X |
| 5-589X | 7260 | Obsolete | No replacement |
| 5-599X | 1330/7260 | Superseded | 5-3246X |
| 5-6000X | 6C | Obsolete | No replacement |
| 5-6102X | 6C | Obsolete | No replacement |
| 5-6106X | 6C | Superseded | 5-6111X |
| 5-6108X | 6C/7C | Obsolete | No replacement |
| 5-6109X | 6C/7C | Obsolete | No replacement |
| 5-6110X | 6C | Superseded | 5-6111X |
| 5-611-1X | 1310 | Obsolete | No replacement |
| 5-617X | 1350 | Superseded | 5-3615X |
| 5-618X | 1330 | Superseded | 5-1330X |

For more information on Spicer products, visit SpicerParts.com. For our e-catalog and parts locator, visit DanaAftermarket.com.



| Obsolete Part # | Series/Model | Status | Replaced By (Where Applicable) |
|-----------------|--------------|------------|-----------------------------------|
| 5-619X | 1330/S44 | Superseded | 5-793X |
| 5-620X | 1330 | Superseded | 5-3614X |
| 5-621X | 1330/S44 | Superseded | 5-793X |
| 5-624X | 2C | Obsolete | No replacement |
| 5-625X | 1310 | Superseded | 5-1310X |
| 5-626X | 1310 | Superseded | 5-3613X |
| 5-627X | 1350 | Superseded | 5-1350X |
| 5-631X | 1330 Alum | Superseded | 5-3614X |
| 5-632X | 1310SPEC | Superseded | 5-7439X |
| 5-633X | 1330 | Superseded | 5-7438X |
| 5-634X | 1310/7260 | Superseded | 5-788X |
| 5-635X | 1330/7290 | Superseded | 5-7437X |
| 5-636X | 7290 | Superseded | 5-811X |
| 5-637X | 1330/7290 | Superseded | 5-7437X |
| 5-641X | 1410 | Superseded | 5-1410X |
| 5-643X | 9C/92N | Obsolete | No replacement |
| 5-647X | 1310/7260 | Obsolete | No replacement |
| 5-671X | 1710 | Superseded | 5-675X |
| 5-672X | 1330/7290 | Superseded | 5-7437X |
| 5-688X | 1330/3C | Obsolete | No replacement |
| 5-689X | 1330/3C | Obsolete | No replacement |
| 5-696X | 1810/9C | Obsolete | No replacement |
| 5-7000X | 7C | Obsolete | No replacement |
| 5-7105X | 7C | Superseded | 5-7111X |
| 5-718X | S55 | Obsolete | No replacement |
| 5-7202X | 7C | Superseded | 5-7115X |
| 5-7206X | 7C | Superseded | 5-7115X |
| 5-720X | 1330/7260 | Superseded | 5-3246X |
| 5-721X | 1310/Toy | Obsolete | No replacement |
| 5-722X | 1410 | Superseded | 5-1410X |
| 5-723X | 1350 | Superseded | 5-1350X |
| 5-724X | 1350 Alum | Superseded | 5-3615X |
| 5-726X | 1410 | Superseded | 5-3616X |
| 5-727X | 1810/9C | Superseded | 5-324X |
| 5-732X | SPL55WJ | Superseded | SPL55-3X |
| 5-733X | SPL55 | Superseded | SPL55-4X |
| 5-737X | S44 | Superseded | 5-795X |
| 5-739X | 1410 | Superseded | 5-1410-1X |
| 5-742X | 1330 | Superseded | 5-1330X |
| 5-7436X | 1330/S44 | Superseded | 5-793X |
| 5-744X | 1330 | Superseded | 5-793X |
| 5-745X | 1330 | Superseded | 5-793X |
| 5-749X | 1330/7290 | Superseded | 5-7437X |
| 5-74X | 1310 | Superseded | 5-260X |
| 5-754X | 1330 | Superseded | 5-811X |
| 5-755X | SPL6 | Obsolete | No replacement |
| 5-761X | 1410/4C | Superseded | 5-345X |
| 5-778X | 1550 | Superseded | SPL70-1X |
| 5-781X | 2C | Obsolete | No replacement |
| 5-785X | 1310 | Superseded | 5-1310X |
| 5-786X | 1310 | Superseded | 5-3613X |
| 5-787X | 1310SPEC | Superseded | 5-7439X |
| 5-790X | 1330 | Superseded | 5-1330X |
| 5-791X | 1330 Alum | Superseded | 5-3614X |
| 5-792X | 1330-F | Superseded | 5-7438X |
| 5-794X | 1330/S44 | Superseded | 5-793X |
| 5-796X | 1330/7290 | Superseded | 5-7437X |
| 5-797X | SPL25 | Superseded | 5-7437X |
| 5-799X | 1350 | Superseded | 5-1350X |
| 5-800X | 1350 Alum | Superseded | 5-3615X |
| 5-801X | 1410 | Superseded | 5-1410X |
| 5-802X | 1410 | Superseded | 5-3616X |

| Obsolete Part # | Series/Model | Status | Replaced By (Where Applicable) |
|--------------------|--------------|------------|-----------------------------------|
| 5-803X | 1480 | Superseded | SPL55X |
| 5-804X | 1480 | Superseded | SPL55-1X |
| 5-806X | 1480WJ | Superseded | SPL55-3X |
| 5-807X | 1480WJ | Superseded | SPL55-4X |
| 5-808X | 1550 | Superseded | SPL70X |
| 5-809X | 1550 | Superseded | SPL70-1X |
| 5-8105X | 8C | Superseded | 5-8111X |
| 5-810X | 1310 | Superseded | 5-1310-1X |
| 5-812X | 1330 | Superseded | 5-1330-1X |
| 5-8200X | 8C | Obsolete | No replacement |
| 5-8202X | 8C | Obsolete | No replacement |
| 5-86X | 1350 | Superseded | 5-1350X |
| 5-88X | 1480 | Superseded | SPL55-3X |
| 5-9000X | 9C | Superseded | 5-9122X |
| 5-9001X | 9C | Superseded | 5-9111X |
| 5-9002X | 9C | Superseded | 5-9112X |
| 5C-1X | 5C | Superseded | 5-5111X |
| 600001051 | 6C | Obsolete | No replacement |
| 6C-1X | 6C | Superseded | 5-6111X |
| 6C-2X | 1550/6C | Obsolete | No replacement |
| 6C-9X | 6C | Obsolete | No replacement |
| 7.687.65.06.00.210 | SPL350 | Superseded | SPL350X |
| 7.687.65.06.00.220 | SPL350 | Superseded | SPL350SFX |
| 7C-1X | 7C | Superseded | 5-7111X |
| 7CX | 7C | Superseded | 5-7211X |
| SPL100X | SPL100 | Superseded | SPL100-1X |
| SPL170-1X | SPL170 | Superseded | SPL170-4X |
| SPL170-3X | SPL170 | Superseded | SPL170-4X |
| SPL170X | SPL170 | Superseded | SPL170-4X |
| SPL22-1X | SPL22 | Superseded | 5-1310X |
| SPL22-2X | SPL22 | Superseded | 5-3613X |
| SPL22-3X | SPL22 | Superseded | 5-7439X |
| SPL22-4X | SPL22 | Superseded | 5-788X |
| SPL22-6X | SPL22 | Superseded | 5-1310X |
| SPL22-7X | SPL22 | Superseded | 5-1310-1X |
| SPL22-8X | 7260 | Superseded | 5-789X |
| SPL250-1X | SPL250 | Superseded | SPL250-3X |
| SPL250X | SPL250 | Superseded | SPL250-3X |
| SPL25-10X | SPL25 | Superseded | 5-1330-1X |
| SPL25-1X | SPL25 | Superseded | 5-1330X |
| SPL25-2X | SPL25 | Superseded | 5-3614X |
| SPL25-3X | SPL25 | Superseded | 5-7438X |
| SPL25-4X | SPL25 | Superseded | 5-793X |
| SPL25-5X | SPL25 | Superseded | 5-793X |
| SPL25-6X | 1330/S44 | Superseded | 5-795X |
| SPL25-7X | SPL25 | Superseded | 5-7437X |
| SPL25-8X | SPL25 | Superseded | 5-7437X |
| SPL25-9X | SPL25 | Superseded | 5-811X |
| SPL30-1X | SPL30 | Superseded | 5-1350X |
| SPL30-2X | SPL30 | Superseded | 5-3615X |
| SPL30-3X | SPL30 | Obsolete | No replacement |
| SPL30-4X | SPL30 | Obsolete | No replacement |
| SPL36-1X | SPL36 | Superseded | 5-1410X |
| SPL36-2X | SPL36 | Superseded | 5-3616X |
| SPL36-3X | SPL36 | Superseded | 5-1410X |
| SPL36-4X | SPL36 | Obsolete | No replacement |
| SPL36-6X | SPL36 | Superseded | 5-1410X |
| SPL55-2X | SPL55 | Obsolete | No replacement |
| SPL55-5X | SPL55 | Superseded | SPL55-1X |
| SPL70-3X | SPL70WJ | Superseded | SPL70-4X |
| SPL90-1X | SPL90 | Superseded | SPL100-1X |
| SPL90X | SPL90 | Superseded | SPL100-1X |

IDENTIFY



LOCATE



ORDER



TRACK



SIMPLIFIED.



DanaAftermarket.com

SPICER[®]



It's never been easier to do business with Dana.

You've spoken. We've listened. Easily access the genuine Spicer parts information you need to succeed. Search by part number, product type, product line, keywords, and year-make-model. Place and track your orders. It's all here to help streamline your operations and grow your business.

Experience the new one-stop solution from Spicer today!

Dana Aftermarket Group

PO Box 1000
Maumee, Ohio 43537

Warehouse Distributors: 1.800.621.8084
OE Dealers: 1.877.777.5360

Product information: SpicerParts.com
E-cat/parts locator: DanaAftermarket.com

SPICER[®]



K350-2-DAG-122017 Printed in U.S.A.
Copyright Dana Limited, 2017.
All rights reserved. Dana Incorporated.

