




Webb Wheel Products, Inc.

# Hub Products Catalog



# INTRODUCTION

This catalog is furnished to provide the latest information on Webb products available for medium and heavy duty truck, trailer and bus applications. It provides all the information necessary to determine the Webb product to use for new production or as replacement parts. Information on catalog contents and how to use the catalog is shown below.

We appreciate your interest in our products. If you have any questions regarding our products or information in this catalog, please do not hesitate to contact our Sales or Product Engineering Departments at the address and/or phone number shown below.

Again, we thank you for your interest in our products.

## WEBB WHEEL PRODUCTS, INC. Toll Free (866) 824-8753

### OEM BUSINESS UNIT

9840 W. SR 66

Tell City, IN 47586

Phone: (812) 548-0477

Fax: (812) 548-0970

E-mail: OEMTrailerSales@webbwheel.com

OEMTruckSales@webbwheel.com

### AFTERMARKET BUSINESS UNIT

2310 Industrial Drive SW

Cullman, AL 35055

Phone: (256) 739-6660

Fax: (256) 739-6246

E-mail: sales@webbwheel.com

## HOW TO USE CATALOG

The following information will be helpful in understanding the catalog format.

Each AXLE and/or BEARING COMBINATION for which Webb has products available has been assigned a "WEBB AXLE GROUP NUMBER".

This number is used throughout the catalog for reference purposes only.

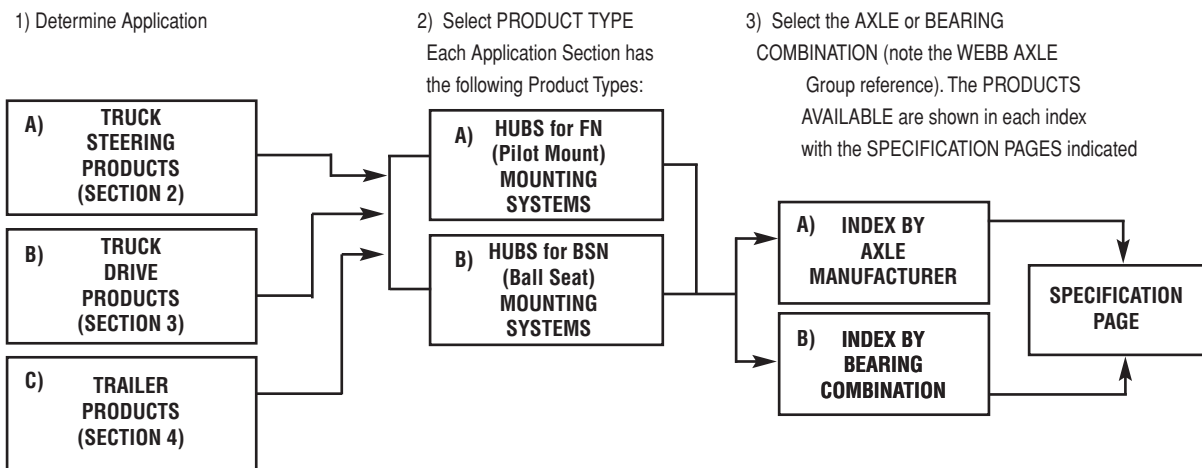
The SPECIFICATION INFORMATION contained in the catalog is separated into three sections (Sections 2, 3, and 4) by application. These applications are TRUCK-STEERING PRODUCTS, TRUCK-DRIVE PRODUCTS, and TRAILER PRODUCTS. Each of the sections is separated into our two major product types: HUBS for BSN (Ball Seat) MOUNTING SYSTEMS and HUBS for FN (Pilot Mount) MOUNTING SYSTEMS. Within each of these sections is an Index by Webb Part Number, an Index by Axle Manufacturer and an Index by Bearing Combination. Also included in each of these sections are instructions on how to determine assembly part numbers.

The following flow chart should assist you in understanding the catalog format.

**If Webb Part Number is known, use the INDEX BY WEBB PART NUMBER to find the Specification Page.**

**- OR -**

**(Refer to Catalog Index for Section Page Numbers.)**



Webb® - Registered trademark of WEBB WHEEL PRODUCTS, INC.

**Drawings are to be used for reference only. If actual drawings or prints are required, please contact our Sales or Engineering Department.**

# CATALOG INDEX

<b>SECTION 1 - INDEX BY WEBB PART NUMBER</b>	<b>PAGE</b>
Index by Webb Part Number .....	5-9
<b>Obsolete Products listing</b> .....	<b>10</b>
 <b>SECTION 2 - TRUCK PRODUCTS - STEERING AXLE APPLICATIONS</b>	
<b>A. Hubs for FN (Pilot Mount) Mounting System</b> .....	<b>13</b>
Index by Axle Manufacturer .....	14
Products Available .....	14
Index by Bearing Combination .....	15
Ordering Instructions .....	16
Specification Pages .....	17-31
<b>B. Hubs for BSN (Ball Seat) Mounting System</b> .....	<b>33</b>
Index by Axle Manufacturer .....	34
Products Available .....	34
Index by Bearing Combination .....	35
Ordering Instructions .....	36
Specification Pages .....	37-40
 <b>SECTION 3 - TRUCK PRODUCTS - DRIVE AXLE APPLICATIONS</b>	
<b>A. Hubs for FN (Pilot Mount) Mounting System</b> .....	<b>43</b>
Index by Axle Manufacturer .....	44
Products Available .....	45
Index by Bearing Combination .....	46
Ordering Instructions .....	47
Specification Pages .....	48-63
<b>B. Hubs for BSN (Ball Seat) Mounting System</b> .....	<b>65</b>
Index by Axle Manufacturer .....	66
Products Available .....	67
Index by Bearing Combination .....	67
Ordering Instructions .....	68
Specification Pages .....	69-71
 <b>SECTION 4 - TRAILER PRODUCTS</b>	
<b>A. Hubs for FN (Pilot Mount) Mounting System</b> .....	<b>75</b>
Index by Axle Manufacturer .....	76
Products Available .....	77
Index by Bearing Combination .....	78
Ordering Instructions .....	79
Specification Pages .....	80-87
<b>B. Hubs for BSN (Ball Seat) Mounting System</b> .....	<b>89</b>
Index by Axle Manufacturer .....	90
Products Available .....	91
Index by Bearing Combination .....	92
Ordering Instructions .....	93
Specification Pages .....	94-98
 <b>SECTION 5 - COMPONENT PARTS</b>	
<b>Component Parts Specifications</b>	
Studs	
Drive Studs .....	100
Shoulder Studs .....	100
Serrated Studs .....	100-101
Cap Screws .....	101
Cap Nuts - Inner and Outer .....	101-102
Lock Nuts .....	102
Flange Nuts .....	102
Oil Plugs .....	102
Washers .....	102
 <b>LIMITED WARRANTY</b> .....	 <b>INSIDE BACK COVER</b>

**Notes:**



# SECTION 1

## Webb Part Number

Indexes

# INDEX BY WEBB PART NUMBER

Reference:BSN=Ball Seat Nut (Ball Seat Mount); FN=Flange Nut (Pilot Mount)

Webb Part Number	Description / Special Information	Outer Bearing		Inner Bearing		Webb Axle Group	Page Number
		Cup	Cone	Cup	Cone		
<b>1051</b>	Hub 10 Stud (Uses Inboard Drum) Designed For <b>BSN</b> Mounting Systems <b>ABS Available</b>	HM212011	HM212049	HM218210	HM218248	2	94
<b>1053</b>	Hub 10 Stud (Uses Inboard Drum) Designed For <b>BSN</b> Mounting Systems <b>ABS Not Available</b>	HM212011	HM212049	HM218210	HM218248	2	95
<b>1550</b>	Hub 6 Stud (Uses Disc Brake Rotor) Designed For <b>BSN</b> Mounting Systems <b>ABS on Disc Brake Rotor</b>	25820	25877	JM207010	JM207049A	14	37
<b>2023</b>	Hub 10 Stud (Uses Outboard Drum) Designed For <b>BSN or FN</b> Mounting Systems <b>ABS Available</b> BSN (3/4"-16 Stud) Specifications FN (M22 x 1.5 Stud) Specifications	HM212011	HM212049	HM218210	HM218248	2	96 80
<b>2027</b>	Hub 8 Stud (Uses Outboard Drum) Designed For <b>FN</b> Mounting Systems <b>ABS Available</b>	HM212011	HM212049	HM218210	HM218248	2	81
<b>2028</b>	Hub 8 Stud (Uses Outboard Drum) Designed For <b>FN</b> Mounting Systems <b>ABS Available</b>	HM212011	HM212049	HM218210	HM218248	2	82
<b>2073</b>	Hub 10 Stud (Uses Disc Brake Rotor) <b>Available as Service Assembly Only</b> Designed For <b>FN</b> Mounting Systems <b>ABS Available</b>	HM212011	HM212049	HM218210	HM218248	2	83
<b>2343</b>	Hub 10 Stud (Uses Outboard Drum) Designed For <b>BSN or FN</b> Mounting Systems <b>ABS Available</b> BSN (3/4"-16 Stud) Specifications FN (M22 x 1.5 Stud) Specifications	HM518410	HM518445	HM518410	HM518445	4	97 84
<b>2347</b>	Hub 8 Stud (Uses Outboard Drum) Designed For <b>FN</b> Mounting Systems <b>ABS Available</b>	HM518410	HM518445	HM518410	HM518445	4	85
<b>2348</b>	Hub 8 Stud (Uses Outboard Drum) Designed For <b>FN</b> Mounting Systems <b>ABS Available</b>	HM518410	HM518445	HM518410	HM518445	4	86
<b>2401</b>	Hub 10 Stud (Uses Outboard Drum) Designed For <b>BSN or FN</b> Mounting Systems <b>ABS Available</b> BSN (3/4"-16 Stud) Specifications FN (M22 x 1.5 Stud) Specifications	742	740	752	759	7	98 87
<b>2508</b>	Hub 8 Stud (Uses Disc Brake Rotor) Designed For <b>FN</b> Mounting Systems <b>ABS on Disc Brake Rotor</b>	25820	25877	JM207010	JM207049A	14	17
<b>2519</b>	Hub 10 Stud (Uses Outboard Drum) Designed For <b>FN</b> Mounting Systems <b>ABS Available</b>	3720	3782	HM212011	HM212047 or HM212049 or HM212049X	11	18

# INDEX BY WEBB PART NUMBER

Reference:BSN=Ball Seat Nut (Ball Seat Mount); FN=Flange Nut (Pilot Mount)

Webb Part Number	Description / Special Information	Outer Bearing		Inner Bearing		Webb Axle Group	Page Number
		Cup	Cone	Cup	Cone		
<b>2520</b>	Hub 10 Stud (Uses Outboard Drum) Designed For <b>BSN or FN</b> Mounting Systems <b>ABS Available</b> BSN (3/4"-16 Stud) Specifications FN (M22 x 1.5 Stud) Specifications	3720	3782	HM212011	HM212047 or HM212049 or HM212049X	11	38
							19
<b>2526</b>	Hub 8 Stud (Uses Outboard Drum) Designed For <b>FN</b> Mounting Systems <b>ABS Available</b>	3720	3782	HM212011	HM212047 or HM212049 or HM212049X	11	20
<b>2530</b>	Hub 10 Stud (Uses Outboard Drum) Designed For <b>BSN or FN</b> Mounting Systems <b>ABS Available</b> BSN (3/4"-16 Stud) Specifications FN (M22 x 1.5 Stud) Specifications	552A	555S	6420	6461A	12	39
							21
<b>2533</b>	Hub 10 Stud (Uses Outboard Drum) Designed for <b>FN</b> Mounting Systems <b>ABS Available</b>	552A	555S	6420	6461A	12	22
<b>2537</b>	Hub 10 Stud (Uses Outboard Drum) Designed For <b>FN</b> Mounting Systems <b>ABS Available</b>	3720	3782	HM212011	HM212047 or HM212049 or HM212049X	11	23
<b>2540</b>	Hub 10 Stud (Uses Outboard Drum) Designed For <b>BSN or FN</b> Mounting Systems <b>ABS Available</b> BSN (3/4"-16 Stud) Specifications FN (M22 x 1.5 Stud) Specifications	HM212011	HM212049	HM218210	HM218248	2	40
							24
<b>2541</b>	Hub 10 Stud (Uses Outboard Drum) Designed For <b>FN</b> Mounting Systems <b>ABS Available</b>	25820	25877	JM207010	JM207049A	14	25
<b>2548</b>	Hub 8 Stud (Uses Outboard Drum) Designed for <b>FN</b> Mounting Systems <b>ABS Available</b>	25820	25877	JM207010	JM207049A	14	26
<b>2550</b>	Hub 8 Stud (Uses Disc Brake Rotor) Designed For <b>FN</b> Mounting Systems <b>ABS on Disc Brake Rotor</b>	25820	25877	JM207010	JM207049A	14	27
<b>2560</b>	Hub 10 Stud (Uses Disc Brake Rotor) Designed For <b>FN</b> Mounting Systems <b>ABS on Disc Brake Rotor</b>	3720	3782	HM212011	HM212047 or HM212049 or HM212049X	11	28
<b>2568</b>	Hub 8 Stud (Uses Disc Brake Rotor) Designed For <b>FN</b> Mounting Systems <b>ABS on Disc Brake Rotor</b>	3720	3782	HM212011	HM212047 or HM212049 or HM212049X	11	29

# INDEX BY WEBB PART NUMBER

Reference:BSN=Ball Seat Nut (Ball Seat Mount); FN=Flange Nut (Pilot Mount)

Webb Part Number	Description / Special Information	Outer Bearing		Inner Bearing		Webb Axle Group	Page Number
		Cup	Cone	Cup	Cone		
<b>2571</b>	Hub 10 Stud (Uses Disc Brake Rotor) <b>Available as Service Assembly Only</b> Designed For <b>FN</b> Mounting Systems <b>ABS Available</b>	552A	555S	6420	6461A	12	30
<b>2573</b>	Hub 10 Stud (Uses Disc Brake Rotor) <b>Available as Service Assembly Only</b> Designed For <b>FN</b> Mounting Systems <b>ABS Available</b>	3720	3782	HM212011	HM212047 or HM212049 or HM212049X	11	31
<b>2606</b>	Hub 8 Stud (Uses Disc Brake Rotor) Designed For <b>FN</b> Mounting Systems <b>ABS on Disc Brake Rotor</b>	39520	39585	33462	33287	28	48
<b>2608</b>	Hub 8 Stud (Uses Outboard Drum) Designed For <b>FN</b> Mounting Systems <b>ABS Only</b>	3920	3982	33462	33287	29	49
<b>2610</b>	Hub 10 Stud (Uses Outboard Drum) Designed For <b>FN</b> Mounting Systems <b>ABS Only</b>	3920	39585	33462	33287	28	50
<b>2614</b>	Hub 10 Stud (Uses Outboard Drum) Designed For <b>BSN or FN</b> Mounting Systems <b>ABS Available</b> BSN (3/4"-16 Stud) Specifications FN (M22 x 1.5 Stud) Specifications	39520	39590	47620	47686	22	69 51
<b>2618</b>	Hub 8 Stud (Uses Outboard Drum) Designed for <b>FN</b> Mounting Systems <b>ABS Available</b>	39520	39590	47620	47686	22	52
<b>2633</b>	Hub 10 Stud (Uses Outboard Drum) Designed for <b>FN</b> Mounting Systems on <b>Short Drive Axles</b> <b>ABS Available</b>	572	580	592A	598A or 594A	23	53
<b>2635</b>	Hub 10 Stud (Uses Outboard Drum) Designed for <b>FN</b> Mounting Systems On <b>Long Drive Axles</b> <b>ABS Available</b>	572	580	592A	598A or 594A	21	54
<b>2638</b>	Hub 8 Stud (Uses Disc Brake Rotor) Designed for <b>FN</b> Mounting Systems <b>ABS on Disc Brake Rotor</b>	3920	3982	33462	33287	29	55



# INDEX BY WEBB PART NUMBER

Reference:BSN=Ball Seat Nut (Ball Seat Mount); FN=Flange Nut (Pilot Mount)

Webb Part Number	Description / Special Information	Outer Bearing		Inner Bearing		Webb Axle Group	Page Number
		Cup	Cone	Cup	Cone		
<b>2639</b>	Hub 10 Stud (Uses Disc Brake Rotor) Designed For <b>FN</b> Mounting Systems <b>ABS on Disc Brake Rotor</b>	3920	3982	33462	33287	29	56
<b>2643</b>	Hub 10 Stud (Uses Outboard Drum) Designed For <b>BSN or FN</b> Mounting Systems On <b>Long Drive Axles</b> <b>ABS Available</b> BSN (3/4"-16 Stud) Specifications FN (M22 x 1.5 Stud) Specifications	572	580	592A	598A or 594A	21	70 57
<b>2651</b>	Hub 10 Stud (Uses Outboard Drum) Designed For <b>FN</b> Mounting Systems on <b>Short Drive Axles</b> <b>ABS Available</b>	572	580	592A	598A or 594A	23	58
<b>2653</b>	Hub 10 Stud (Uses Outboard Drum) Designed For <b>FN</b> Mounting Systems on <b>Short Drive Axles</b> <b>ABS Available</b>	572	580	592A	598A or 594A	23	59
<b>2673</b>	Hub 10 Stud (Uses Disc Brake Rotor) <b>Available as Service Assembly Only</b> Designed For <b>FN</b> Mounting Systems <b>ABS Available</b>	572	580	592A	598A or 594A	21	60
<b>2723</b>	Hub 10 Stud (Uses Outboard Drum) Designed For <b>BSN or FN</b> Mounting Systems <b>ABS Available</b> BSN (3/4"-16 Stud) Specifications FN (M22 x 1.5 Stud) Specifications	742	749	772	782	24	71 61
<b>2760</b>	Hub 10 Stud (Uses Outboard Drum) Designed For <b>FN</b> Mounting Systems <b>ABS Available</b>	6535	6580	772	782	30	62
<b>2769</b>	Hub 10 Stud (Uses Outboard Drum) Designed For <b>FN</b> Mounting Systems <b>ABS Available</b>	6535	6580	772	782	30	63

# OBSOLETE PARTS INDEX

Part Number	Status
025	No Replacement
275	No Replacement
313	No Replacement
320	No Replacement
322	No Replacement
400	No Replacement
422	No Replacement
550	No Replacement
555	No Replacement
625	No Replacement
900	No Replacement
960	No Replacement
1000	Use 1020 or 2023 (Assy. Only)
1002	Use 1001
1005	Use 2540
1031	No Replacement
1032	No Replacement
1052	Use 1051
1057	Use 1056
1082	No Replacement
1099	No Replacement
1220	Use 1221 (Assy. Only)
1222	Use 1221
1252	Use 1251
1256	No Replacement
1257	No Replacement
1300	Use 1320 (Assy. Only)
1305	No Replacement
1327	Use 2343 (Assy. Only)
1329	No Replacement
1332	Use 1331 (Assy. Only)
1401	Use 2401 (Assy.Only)
1411	Use 2401 (Assy. Only)
1431	Use 2431 (Assy. Only)
1432	Use 2431 (Assy. Only)
1510	No Replacement
1520	Use 2519 or 2520 (Assy. Only)
1521	Use 2519
1523	Use 2519 or 2520 (Assy. Only)
1528	Use 2519
1530	Use 2530
1539	Use 1530
1540	Use 2540
1621	Use 2643 (Assy Only)
1622	Use 2643 (Assy. Only)
1623	Use 2643 (Assy. Only)
1699	No Replacement
1710	Use 1221 (Assy. Only)

Part Number	Status
1810	Use 1221 (Assy Only)
1910	Use 1221 (Assy. Only)
1980	Use 1001 (Assy. Only)
2020	Use 2023 (Assy. Only)
2021	No Replacement
2024	No Replacement
2025	No Replacement
2029	No Replacement
2091	No Replacement
2320	Use 2323 (Assy. Only)
2321	No Replacement
2324	No Replacement
2328	Use 2348
2329	No Replacement
2341	No Replacement
2349	No Replacement
2391	No Replacement
2397	No Replacement
2398	No Replacement
2433	No Replacement
2510	No Replacement
2518	No Replacement
2521	No Replacement
2523	Use 2520
2528	Use 2526
2529	Use 2519
2536	Use 2537
2613	Use 2614
2620	Use 2643 (Assy. Only)
2621	No Replacement
2623	Use 2643
2628	No Replacement
2629	No Replacement
2641	No Replacement
2648	No Replacement
2649	No Replacement
2672	Use 2653 (Non ABS Only)
2691	No Replacement
2692	No Replacement
2699	No Replacement
3008	No Replacement
3012	No Replacement
3020	No Replacement
3022	No Replacement
3525	No Replacement
3550	No Replacement

Part Number	Status
3620	No Replacement
3660	No Replacement
5380	No Replacement
5382	No Replacement
5520	No Replacement
5680	No Replacement
6313	No Replacement
6315	No Replacement
6316	No Replacement
6320	No Replacement
6321	No Replacement
6322	No Replacement
6323	No Replacement
6370	No Replacement
6375	No Replacement
6520	No Replacement
6522	No Replacement
6580	No Replacement
6582	No Replacement
6715	No Replacement
6716	No Replacement
6720	No Replacement
6721	No Replacement
6722	No Replacement
6723	No Replacement
7000	No Replacement
7315	No Replacement
7320	No Replacement
7322	No Replacement
7510	No Replacement
7511	No Replacement
7522	No Replacement
7620	No Replacement
8320	No Replacement
8322	No Replacement
9562	No Replacement
9661	No Replacement
9662	No Replacement
9762	No Replacement



# SECTION 2

## Truck Products

Steering Axle Applications

**Notes:**

## SECTION 2A

### TRUCK PRODUCTS - STEERING AXLE APPLICATIONS

### HUBS FOR FN (PILOT MOUNT) MOUNTING SYSTEMS

<b>Part No.</b>	<b>Page</b>	<b>Part No.</b>	<b>Page</b>
2508 .....	17	2541 .....	25
2519 .....	18	2548 .....	26
2520 .....	19	2550 .....	27
2526 .....	20	2560 .....	28
2530 .....	21	2568 .....	29
2533 .....	22	2571 .....	30
2537 .....	23	2573 .....	31
2540 .....	24		

# INDEX BY AXLE MANUFACTURER TRUCK (STEERING AXLE) APPLICATIONS HUBS FOR FN (PILOT MOUNT) MOUNTING SYSTEM

Axle Manufacturer	Axle Model	Webb Axle Group	Bearing Cup	
			Outer	Inner
ArvinMeritor	TN, TQ, TQC, TQD,	2	HM212011	HM218210
	FF-941, FF-942, FF-943, FF-944, FF-961	11	3720	HM212011
	FF-966, FF-967, FG-941, FG-943, MFS-13, MFS-14			
	FL-931, FL-941, FL-943, FL-951	12	552A	6420
	MFS-16, MFS-18, MFS-20			
	FC-941, MFS-8	14	25820	JM207010
Dana Spicer (Eaton)	D-22, K-22	2	HM212011	HM218210
	I-100SG, I-100W, I-140SG, E-1002	11	3720	HM212011
	E-1202, E-1203, E-1322, E-1462			
	I-220W, D-2000F, D-2200F, EFA-22T, EFA-24T	12	552A	6420
	D-850	14	25820	JM207010
Westport	F3W-1600, F3W-2000, F3W-2000D, F6W-1600	2	HM212011	HM218210
	F0W-1300, F3W-1200/1300, F3W-1400, F5W-1200, F6W-1200/1300, F6W-1400, F6W-1400WT	11	3720	HM212011
	F4W-0800	14	25820	JM207010
Hendrickson	Steer TCK Tapered	11	3720	HM212011

## PRODUCTS AVAILABLE (BY WEBB AXLE GROUP)

Axle Group	Part No.	Description	Spec Page
2	2540	Hub 10 Stud-11.25 (285.75MM) BC (M22 x 1.5 Stud) Uses Outboard Drums-8.78" Pilot	24
11	2519	Hub 10 Stud-11.25 (285.75MM) BC (M22 x 1.5 Stud) Uses Outboard Drums - 8.78" Pilot	18
	2520	Hub 10 Stud-11.25 (285.75MM) BC (M22 x 1.5 Stud) Uses Outboard Drums - 8.78" Pilot	19
	2526	Hub 8 Stud-10.827 BC (275 MM) BC (M22 x 1.5 Stud) Uses Outboard - 9.00" Pilot	20
	2537	Hub 10 Stud-11.25 (285.75MM) BC (M22 x 1.5 Stud) Uses Outboard Drums-8.78" Pilot	23
	2560	Hub 10 Stud-11.25 (285.75MM) BC (M22 x 1.5 Stud) Uses Disc Brake Rotor	28
	2568	Hub 8 Stud-10.827 (275MM) BC (M22 x 1.5 Stud) Uses Disc Brake Rotor	29
	2573	Hub 10 Stud-11.25 (285.75MM) BC (M22 x 1.5 Stud) Uses Disc Brake Rotor	31

Axle Group	Part No.	Description	Spec Page
12	2530	Hub 10 Stud-11.25 (285.75MM) BC (M22 x 1.5 Stud) Uses Outboard Drums-8.78" Pilot	21
	2533	Hub 10 Stud-13.189 (335MM) BC (M22 x 1.5 Stud) Uses Outboard Drums-11.25" Pilot	22
	2571	Hub 10 Stud-11.25 (285.75MM) BC (M22 x 1.5 Stud) Uses Disc Brake Rotor	30
14	2508	Hub 8 Stud-10.827 (275MM) BC (M22 x 1.5 Stud) Uses Disc Brake Rotor	17
	2541	Hub 10 Stud-11.25 (285.75MM) BC (M22 x 1.5 Stud) Uses Outboard Drums-8.78" Pilot	25
	2548	Hub 8 Stud-10.827 (275MM) BC (M22 x 1.5 Stud) Uses Outboard Drums-9.00" Pilot	26
	2550	Hub 8 Stud-10.827 (275MM) BC (M22 x 1.5 Stud) Uses Disc Brake Rotor	27

# INDEX BY BEARING COMBINATION (TRUCK STEERING AXLE APPLICATIONS) HUBS FOR FN (PILOT MOUNT) MOUNTING SYSTEMS

Bearings				Webb Axle Group	Webb Part Number	Description	Spec Page
Outer		Inner					
Cup	Cone	Cup	Cone				
HM212011	HM212049	HM218210	HM218248	2	2540	Hub 10 Stud-11.25 (285.75MM) BC (M22x1.5 Stud) Uses Outboard Drums-8.78" Pilot	24
3720	3782	HM212011	HM212047 HM212049 or HM212049X	11	2519	Hub 10 Stud-11.25 (285.75MM) BC (M22x1.5 Stud) Uses Outboard Drums-8.78" Pilot	18
					2520	Hub 10 Stud-11.25 (285.75MM) BC (M22x1.5 Stud) Uses Outboard Drums-8.78" Pilot	19
					2526	Hub 8 Stud-10.827 (275MM) BC (M22x1.5 Stud) Uses Outboard Drums-9.00" Pilot	20
					2537	Hub 10 Stud-11.25 (285.75MM) BC (M22x1.5 Stud) Uses Outboard Drums-8.78" Pilot	23
					2560	Hub 10 Stud-11.25 (285.75MM) BC (M22x1.5 Stud) Uses Disc Brake Rotor	28
					2568	Hub 8 Stud-10.827 (275MM) BC (M22x1.5 Stud) Uses Disc Brake Rotor	29
					2573	Hub 10 Stud-11.25 (285.75MM) BC (M22x1.5 Stud) Uses Disc Brake Rotor	31
552A	555S	6420	6461A	12	2530	Hub 10 Stud-11.25 (285.75MM) BC (M22x1.5 Stud) Uses Outboard Drums-8.78" Pilot	21
					2533	Hub 10 Stud-13.189 (335MM) BC (M22x1.5 Stud) Uses Outboard Drums-11.25" Pilot	22
					2571	Hub 10 Stud-11.25 (285.75MM) BC (M22x1.5 Stud) Uses Disc Brake Rotor	30
25820	25877	JM207010	JM207049A	14	2508	Hub 8 Stud-10.827 (275MM) BC (M22x1.5 Stud) Uses Disc Brake Rotor	17
					2541	Hub 10 Stud-11.25 (285.75MM) BC (M22x1.5 Stud) Uses Outboard Drums-8.78" Pilot	25
					2548	Hub 8 Stud-10.827 (275MM) BC (M22x1.5 Stud) Uses Outboard Drums-9.00" Pilot	26
					2550	Hub 8 Stud-10.827 (275MM) BC (M22x1.5 Stud) Uses Disc Brake Rotor	27

# ORDERING INSTRUCTIONS FOR HUBS WITH FN ATTACHING PARTS (FOR USE WITH PILOT MOUNT DISC WHEELS) TRUCK STEERING APPLICATIONS

**NOTE:** When hub to be used is determined, refer to the Specification Page of the hub part number for codes required for assembly part number. All information needed to arrive at assembly part number is shown on the Specification Page. Feel free to contact our sales or engineering department with any questions.

## Examples Of Assembly Part Numbers:

Part No.	Description	Part No.	Description
25205--3	Hub With Bearing Cups Less Brake Drum Less Flange Nuts With Right Hand Threaded Studs.	25205RX3	Hub With Bearing Cups, Brake Drum, Right Hand Threaded Studs.

## Example Assembly Part Number Breakdown:

HUB PART NUMBER	BEARING CUP CODE	BRAKE DRUM CODE	PARTS CODE	OPTIONS CODE
2520	5	RX	3	

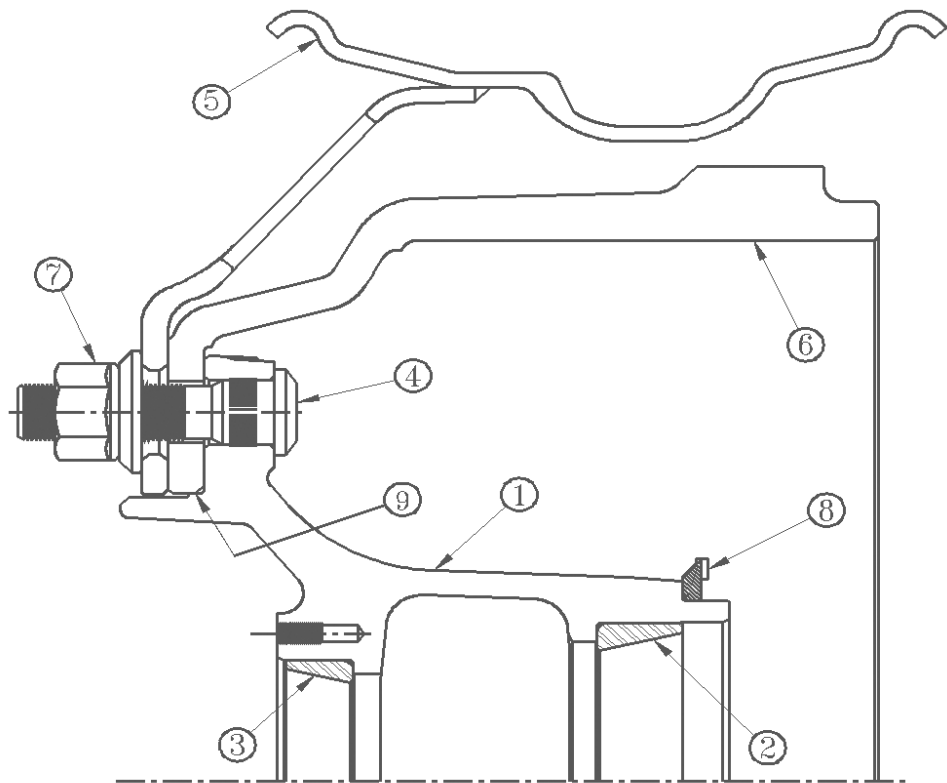
SHOWN UNDER BEARING INFORMATION AT TOP OF SPECIFICATION PAGE.

BRAKE DRUM SIZES AVAILABLE ARE SHOWN IN COLUMN K UNDER BRAKE DRUM INFORMATION. SELECT THE DRUM CODE FOR THE SIZE REQUIRED FROM COLUMN J UNDER ORDER CODE.

REFER TO WHEEL FASTENER INFORMATION. DETERMINE PARTS CODE BY SELECTING THE SPECIFIC DISC-WHEEL TIRE APPLICATION AND BRAKE DRUM COMBINATION YOU PLAN TO USE. APPLICABLE PARTS CODES ARE SHOWN ON THE SAME LINE.

SEE OPTIONS AVAILABLE AT BOTTOM OF SPECIFICATION PAGE FOR CODE. IF MORE THAN ONE OPTION IS REQUIRED, CONTACT OUR SALES OR ENGINEERING DEPARTMENT FOR CODES.

1. Hub
2. Inner Bearing Cup
3. Outer Bearing Cup
4. Wheel Stud
5. Disc Wheel
6. Brake Drum
7. Flange Nut
8. ABS-Tone Ring
9. Brake Drum Mounting Pilot





# HUB SPECIFICATIONS

# 2508

See Page 16 for Ordering Instructions

**DESCRIPTION:** 8 Stud Hub with w/10.827 (275mm) Dia. Bolt Circle.  
Uses Disc Brake Rotor- (M22 x 1.5) Serrated Stud

**Bearing Information (Webb Axle Group #14)**

Outer Bearing Cup	25820	←	Cup Code 5-General
Cone	25877		
Inner Bearing Cup	JM207010	←	Cup Code 1-Timken
Cone	JM207049A		

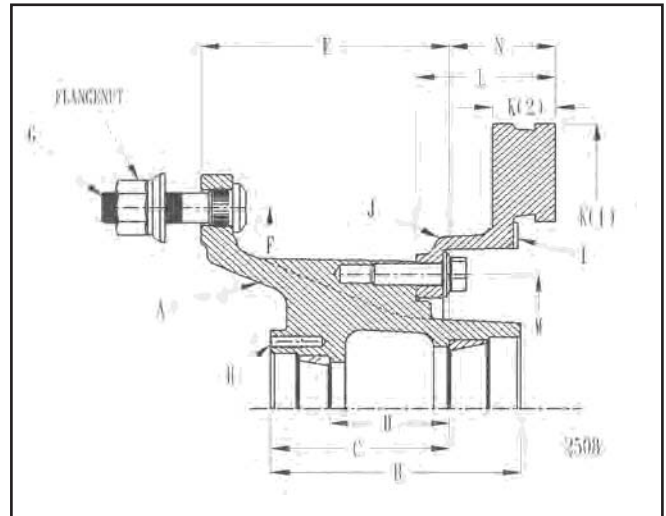
**TRUCK STEERING AXLE APPLICATIONS**  
**WEBB AXLE GROUP 14**

**ArvinMeritor:** FC-941, MFS-8  
**Dana Spicer (Eaton):** D850  
**Westport:** F4W-0800

**Hub Dynamic Capacity: 4,500 lbs.**

**Specification Information**      **Wt: 47 LBS.**  
(Hub, Cups, Studs for Steel Disc Wheels)

Drawing Reference	Item	Dimension
B	Overall Length	6.11
C	Outer Hubcap Face to Inner Brg. Cup Seat	4.36
D	Distance Between Cups	2.92
E	Inner Cup to Mounting Face	6.07
F	Bolt Circle Diameter	10.827 (275MM)
G	Wheel Stud Qty./Thread Diameter	(8) M22 x 1.5
H	Hub Cap Hole Pattern (Hubcap not available from Webb)	4 Holes 0.31Dia. 3.625 Dia. Bolt Circle



**Assembly Drawing**

**I. ABS**

**Part Number:** Rotor has ABS Teeth  
**Pitch Diameter:** 9.02  
**Cup Seat to Face Dimension:** 1.68

**Rotor Information**  
**Drawing Reference**

J			Special Information	K		L	M	N
Part No.	Rotor Order Code	Est. Wt		Rotor Size (1) Dia.	Rotor Size (2) Width	Rotor Overall Depth	Rotor Bolt Circle	Cup To End of Rotor
54775F-65*	XP	43	ABS Rotor	15.38	1.54	3.40	7.25	2.60

**Wheel Fastener Information (See Pages 100 through 102 for Component Specifications)**

**CHECK DISC WHEEL THICKNESS BEFORE ORDERING**

Disc Wheel	Tire App.	Rotor Type	Stud (RH)	Color	Flange Nut	Stud Stand Out	Order Code For Flange Nuts	
							Installed	Less
Steel	Single	HAT	101191	Black	179935	2.11	2	1
Aluminum	Single	HAT	101193	Black	179935	2.40	4	3

**COMPONENT PARTS:**

Rotor Mounting Bolt    QTY: 10    P/N: 85612 (Thread Diameter 9/16 - 12)

**SPECIAL NOTES:**

\*-65 rotor is coated with Magni B09H for ABS corrosion protection.

See Page 16 for Ordering Instructions

**DESCRIPTION:** 10 Stud Hub w/11.25 (285.75mm) Dia. Bolt Circle.  
Uses Outboard Drum- (M22 x 1.5) Serrated Stud

**Bearing Information (Webb Axle Group #11)**

Outer Bearing Cup	3720	←	Cup Code 5-General
Cone	3782		Cup Code 2-Stemco
Inner Bearing Cup	HM212011	←	Cup Code 1-Timken
Cone	HM212047 or HM212049 or HM212049X		

**Wt: 41 LBS.**  
(Hub, Cups, Studs for Steel Disc Wheels)

**Specification Information**

Drawing Reference	Item	Dimension
B	Overall Length	6.26
C	Outer Hubcap Face to Inner Brg. Cup Seat	4.43
D	Distance Between Cups	3.38
E	Inner Cup to Mounting Face	5.69
F	Bolt Circle Diameter	11.25 (285.75mm)
G	Wheel Stud Qty./Thread Diameter	(10) M22 x 1.5
H	Hubcap Hole Pattern (Hubcap not available from Webb)	6 Holes 0.31 Dia. 4.50 Dia. Bolt Circle

**I. ABS Ring** (See Options Available for Order Code)

**Part Number:** 51053  
**Pitch Diameter:** 6.46  
**Cup Seat to Face Dimension:** 1.53

**Brake Drum Information**  
**Drawing Reference**

**TRUCK STEERING AXLE APPLICATIONS**  
**WEBB AXLE GROUP 11**

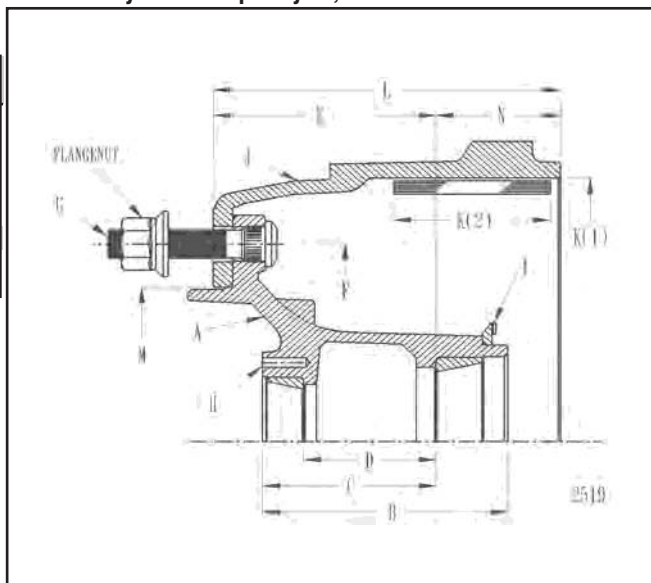
**ArvinMeritor:** FF-941, FF-942, FF-943, FF-944,  
FF-961, FF-966, FF-967, FG-941, FG-943,  
MFS-13, MFS-14

**Dana Spicer (Eaton):** I-100SG, 1-100W, 1-140SG, E-1002,  
E-1202, E-1203, E-1322, E-1462

**Westport:** F0W-1300, F3W-1200/1300, F3W-1400, F5W-1200,  
F6W-1200/1300, F6W-1400, F6W-1400WT

**Hendrickson:** Steer TCK (Tapered)

**Hub Dynamic Capacity: 7,300 lbs.**



**Assembly Drawing**

J			Special Information	K		L	M	N
Part No.	Brake Drum Order Code	Est Wt.		Brake Size (1) Dia.	(2) Width	Drum Overall Depth	Drum Pilot Dia.	Cup to End of Drum
61527B	JK	70	0.50 Back Plate Thickness	15.00	4.00	8.86	8.78	3.17
65659B	MB	85	0.50 Back Plate Thickness	16.50	5.00	9.14	8.78	3.45

**Wheel Fastener Information** (See Pages 100 through 102 for Component Specifications)

Disc Wheel	Tire App.	Total Disc Wheel Thickness	Drum Type	Stud (RH)	Color	Flange Nut	Stud Stand Out	Order Code For Flange Nuts	
								Installed	Less
Steel	Single	.38 to .50	Cast	101164	Black	179935	2.22	2	1
Aluminum	Single	.84 to 1.00	Cast	101162	Black	179935	2.67	4	3

**SPECIAL NOTES:**

Stud Standout (Cast drums): Dimensions shown are for brake drums having (.50) back plate thickness.

**OPTIONS AVAILABLE**

ORDER CODE	DESCRIPTION	PART NO.
T	ABS (100 Teeth)	51053

# HUB SPECIFICATIONS

# 2520

See Page 16 for Ordering Instructions

**DESCRIPTION:** 10 Stud Hub w/11.25 (285.75mm) Dia. Bolt Circle.  
Uses Outboard Drum- (M22 x 1.5) Serrated Stud

**Bearing Information (Webb Axle Group #11)**

Outer Bearing Cup 3720 ← Cup Code 5-General  
Cone 3782 ← Cup Code 2-Stemco  
Inner Bearing Cup HM212011 ← Cup Code 1-Timken  
Cone HM212047 or HM212049 or HM212049X

**Wt: 45 LBS.**  
(Hub, Cups, Studs for Steel Disc Wheels)

**Specification Information**

Drawing Reference	Item	Dimension
B	Overall Length	6.26
C	Outer Hubcap Face to Inner Brg. Cup Seat	4.43
D	Distance Between Cups	3.38
E	Inner Cup to Mounting Face	
	Drum with (0.25) Back Plate Thickness	5.69
	Drum with (0.50) Back Plate Thickness	5.94
	Drum with (0.62) Back Plate Thickness	6.06
F	Bolt Circle Diameter	11.25 (285.75)
G	Wheel Stud Qty./Thread Diameter	(10) M22 x 1.5
H	Hubcap Hole Pattern	6 Holes 0.31 Dia. (Hubcap not available from Webb) 4.50 Dia. Bolt Circle

**I. ABS Ring** (See Options Available for Order Code)

**Part Number:** 51053  
**Pitch Diameter:** 6.46  
**Cup Seat to Face Dimension:** 1.53

**Brake Drum Information**

**Drawing Reference**

J			Special Information	K		L	M	N
Part No.	Brake Drum Order Code	Est Wt.		Brake Size (1) Dia.	Brake Size (2) Width	Drum Overall Depth	Drum Pilot Dia.	Cup to End of Drum
65548B	LT	79	0.50 Back Plate Thickness	15.00	4.00	9.04	8.78	3.10
65545B	RX	66	0.50 Back Plate Thickness	15.00	4.00	9.04	8.78	3.10
65153B	RT	82	0.50 Back Plate Thickness	15.00	5.00	9.31	8.78	3.37
61950B	TL	78	0.50 Back Plate Thickness	15.00	6.00	9.84	8.78	3.90
65163B	GS	124	0.62 Back Plate Thickness	16.50	5.00	9.52	8.78	3.46
65179B	KR	110	0.50 Back Plate Thickness	16.50	6.00	9.84	8.78	3.90

**Wheel Fastener Information (See Pages 100 through 102 for Component Specifications)**

Disc Wheel	Tire App.	Total Disc Wheel Thickness	Drum Type	Stud (RH)	Color	Flange Nut	Stud Stand Out	Order Code For Flange Nuts	
								Installed	Less
Steel	Single	.38 to .50	Cast	101164	Black	179935	2.24	2	1
Aluminum	Single	.84 to 1.00	Cast	101162	Black	179935	2.69	4	3
Steel/Alum.	Single	.38 to 1.00	Steel Shell	101164	Black	179935	2.49	2	1

**SPECIAL NOTES:**

Stud Standout (Cast drums): Dimensions shown are for brake drums having (.50) back plate thickness. Deduct (.12) from these dimensions when using brake drums having (.62) back plate thickness.

**61950B Brake Drum will fit all widths of 19.5 disc wheels.**

**TRUCK STEERING AXLE APPLICATIONS**

**WEBB AXLE GROUP 11**

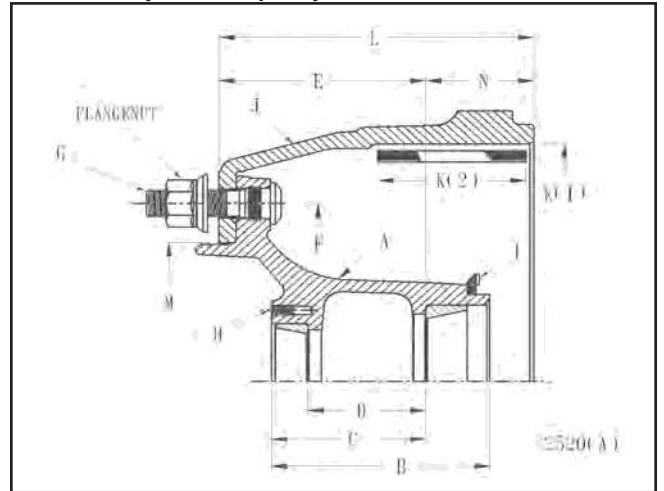
**ArvinMeritor:** FF-941, FF-942, FF-943, FF-944, FF-961, FF-966, FF-967, FG-941, FG-943, MFS-13, MFS-14

**Dana Spicer (Eaton):** I-100SG, I-100W, I-40SG, E-1002, E-1202, E-1203, E-1322, E-1462

**Westport:** F0W-1300, F3W-1200/1300, F3W-1400, F5W-1200, F6W-1200/1300, F6W-1400, F6W-1400WT

**Hendrickson:** Steer TCK (Tapered)

**Hub Dynamic Capacity: 7,300 lbs.**



**Assembly Drawing**

**OPTIONS AVAILABLE**

ORDER CODE	DESCRIPTION	PART NO.
T	ABS (100 Teeth)	51053

See Page 16 for Ordering Instructions

**DESCRIPTION:** 8 Stud Hub w/10.827 (275MM) Dia. Bolt Circle  
Uses Outboard Drum - (M22 x 1.5) Serrated Stud

**Bearing Information (Webb Axle Group #11)**

Outer Bearing Cup	3720	←	Cup Code 5-General
Cone	3782		Cup Code 2-Stemco
Inner Bearing Cup	HM212011	←	Cup Code 1-Timken
Cone	HM212047 or HM212049 or HM212049X		

**Wt: 46 LBS**

**Specification Information (Hub, Cups, Studs for Steel Disc Wheels)**

Drawing Reference	Item	Dimension
B	Overall Length	6.26
C	Outer Hubcap Face to Inner Brg. Cup Seat	4.43
D	Distance Between Cups	3.38
E	Inner Cup to Mounting Face	
	Drum with (0.50) Back Plate Thickness	5.94
	Drum with (0.62) Back Plate Thickness	6.06
F	Bolt Circle Diameter	10.827 (275MM)
G	Wheel Stud Qty./Thread Diameter	(8) M22 x 1.5
H	Hubcap Hole Pattern	6 Holes 0.31 Dia.
	(Hubcap not available from Webb)	4.50 Dia. Bolt Circle

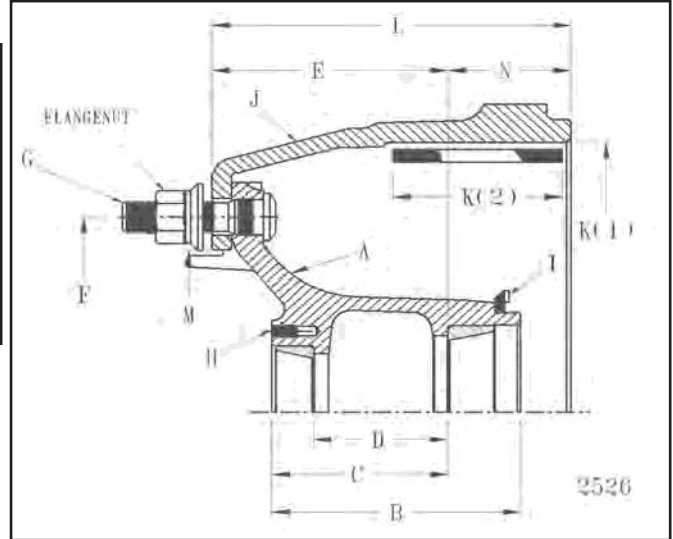
**I. ABS Ring (See Options Available for Order Code)**

**Part Number:** 51053  
**Pitch Diameter:** 6.46  
**Cup Seat to Face Dimension:** 1.53

**TRUCK STEERING AXLE APPLICATIONS  
WEBB AXLE GROUP 11**

- ArvinMeritor:** FF-941, FF-942, FF-943, FF-944, FF-961, F-966, FF-967, FG-941, FG-943, MFS-13, MFS-14
- Dana Spicer (Eaton):** 1-100SG, I-100W, 1-140SG, E-1002, E-1203, E-1322, E-1462
- Westport:** F0W-1300, F3W-1200/1300, F3W-1400, F5W-1200, F6W-1200/1300, F6W-1400, F6W-1400WT
- Hendrickson:** Steer TCK (Tapered)

**Hub Dynamic Capacity: 7,300 lbs.**



**Assembly Drawing**

**Brake Drum Information  
Drawing Reference**

J Brake Drum			Special Information	K Brake Size		L Drum Overall Depth	M Drum Pilot Dia.	N Cup to End of Drum
Part No.	Order Code	Est Wt.		(1) Dia.	(2) Width			
65543B	RZ	80	0.50 Back Plate Thickness	15.00	4.00	9.04	9.00	3.10
61958B	TG	83	0.50 Back Plate Thickness/For 19.5" Disc Wheel	15.00	6.00	9.84	9.00	3.90

**Wheel Fastener Information (See Pages 100 through 102 for Component Specifications)**

Disc Wheel	Tire App.	Total Disc Wheel Thickness	Drum Type	Stud (RH)	Color	Flange Nut	Stud Stand Out	Order Code For Flange Nuts	
								Installed	Less
Steel	Single	.38 to .50	Cast	101164	Black	179935	2.26	2	1
Aluminum	Single	.84 to 1.00	Cast	101162	Black	179935	2.71	4	3
Steel/Alum.	Single	.38 to 1.00	Steel Shell	101164	Black	179935	2.51	2	1

**SPECIAL NOTES:**

**65543B Brake drum will only fit 6.75" width of 19.5 disc wheels.**

**Stud Standout (Cast drums):** Dimensions shown are for brake drums having (.50) back plate thickness. Deduct (.12) from these dimensions when using brake drums having (.62) back plate thickness.

OPTIONS AVAILABLE		
ORDER CODE	DESCRIPTION	PART NO.
T	ABS (100 Teeth)	51053

# HUB SPECIFICATIONS

# 2530

See Page 16 for Ordering Instructions

## TRUCK STEERING AXLE APPLICATIONS WEBB AXLE GROUP 12

**DESCRIPTION:** 10 Stud Hub w/11.25 (285.75MM) Dia. Bolt Circle  
Uses Outboard Drum - (M22 x 1.5) Serrated Stud

**ArvinMeritor:** FL-931, FL-941, FL-943, FL-951, MFS-16, MFS-18, MFS-20

**Dana Spicer (Eaton):** I-220W, D-2000F, D-2200F, EFA-22T, EFA-24T

### Bearing Information (Webb Axle Group #12)

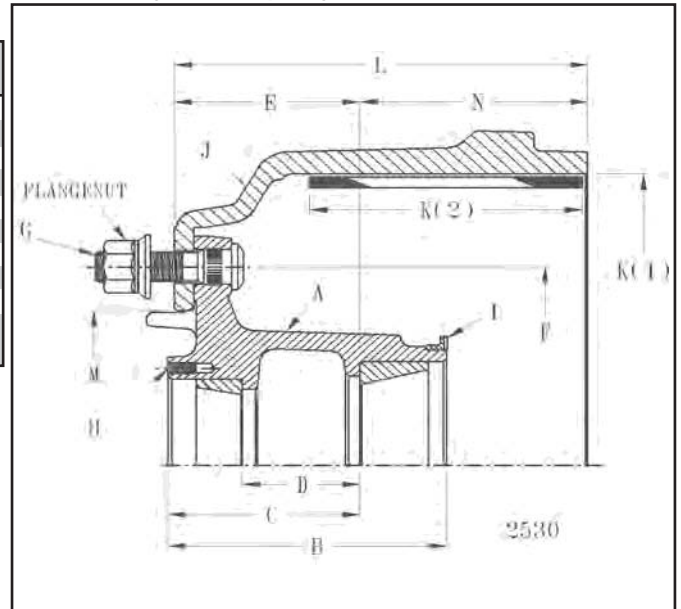
Outer Bearing Cup	552A	←	Cup Code 5-General
Cone	555S		
Inner Bearing Cup	6420	←	Cup Code 1-Timken
Cone	6461A		

**Wt: 59 LBS**

### Specification Information (Hub, Cups, Studs for Steel Disc Wheels)

**Hub Dynamic Capacity: 11,000 lbs.**

Drawing Reference	Item	Dimension
B	Overall Length (With ABS Ring)	7.09
C	Outer Hubcap Face to Inner Brg. Cup Seat	4.84
D	Distance Between Cups	3.03
E	Inner Cup to Mounting Face	
	Drum with (0.25) Back Plate Thickness	4.43
	Drum with (0.50) Back Plate Thickness	4.68
	Drum with (0.62) Back Plate Thickness	4.80
F	Bolt Circle Diameter	11.25 (285.75MM)
G	Wheel Stud Qty./Thread Diameter	(10) M22 x 1.5
H	Hubcap Hole Pattern (Hubcap not available from Webb)	6 Holes 0.31 Dia. 5.50 Dia. Bolt Circle



**Assembly Drawing**

### I. ABS Ring (See Options Available for Order Code)

**Part Number:** 51048

**Pitch Diameter:** 6.93

**Cup Seat to Face Dimension:** 2.25

### Brake Drum Information Drawing Reference

J			Special Information	K		L	M	N
Part No.	Order Code	Est Wt.		Brake Size (1) Dia.	Brake Size (2) Width	Drum Overall Depth	Drum Pilot Dia.	Cup to End of Drum
65162B	KV	125	0.62 Back Plate Thickness	16.50	6.00	9.75	8.78	4.95
66826B	RQ	116	0.50 Back Plate Thickness	16.50	7.00	10.19	8.78	5.51
66864B	RK	110	0.50 Back Plate Thickness	16.50	7.00	10.54	8.78	5.86
76864F	RJ	100	0.50 Back Plate Thickness	16.50	7.00	10.54	8.78	5.86
66884B	RH	117	0.50 Back Plate Thickness	16.50	7.00	10.62	8.78	5.94

### Wheel Fastener Information (See Pages 100 through 102 for Component Specifications)

Disc Wheel	Tire App.	Total Disc Wheel Thickness	Drum Type	Stud (RH)	Color	Flange Nut	Stud Stand Out	Order Code For Flange Nuts	
								Installed	Less
Steel	Single	.38 to .50	Cast	101164	Black	179935	2.08	2	1
Aluminum	Single	.84 to 1.00	Cast	101162	Black	179935	2.53	4	3
Steel/Alum.	Single	.38 to 1.00	Steel Shell	101164	Black	179935	2.33	2	1

### SPECIAL NOTES:

**Stud Standout (Cast drums):** Dimensions shown are for brake drums having (.50) back plate thickness. Deduct (.12) from these dimensions when using brake drums having (.62) back plate thickness.

### OPTIONS AVAILABLE

ORDER CODE	DESCRIPTION	PART NO.
T	ABS (100 Teeth)	51048

See Page 16 for Ordering Instructions

**DESCRIPTION:** 10 Stud Hub w/13.189 (335MM) Dia. Bolt Circle.  
Uses Outboard Drum - (M22 x 1.5) Serrated Stud

**Bearing Information (Webb Axle Group #12)**

Outer Bearing Cup	552A	←	Cup Code 5-General
Cone	555S		
Inner Bearing Cup	6420	←	Cup Code 2-Stemco
Cone	6461A		

**TRUCK STEERING AXLE APPLICATIONS**  
**WEBB AXLE GROUP 12**

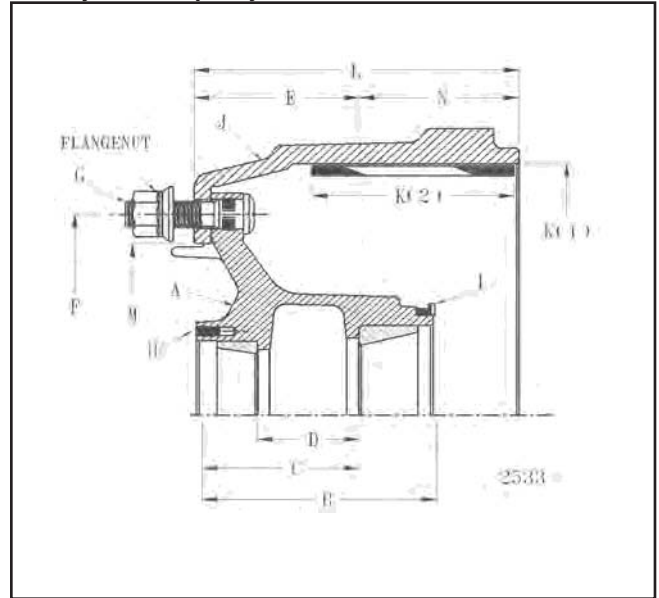
**ArvinMeritor:** FL-931, FL-941, FL-943, FL-951, MFS-16, MFS-18, MFS-20  
**Dana Spicer (Eaton):** I-220W, D-2000F, D2200F, EFA-22T, EFA-24T

**Wt: 75 LBS**  
(Hub, Cups, Studs for Steel Disc Wheels)

**Specification Information**

Drawing Reference	Item	Dimension
B	Overall Length (With ABS Ring)	7.09
C	Outer Hubcap Face to Inner Brg. Cup Seat	4.84
D	Distance Between Cups	3.03
E	Inner Cup to Mounting Face	4.91
F	Bolt Circle Diameter	13.189 (335MM)
G	Wheel Stud Qty./Thread Diameter	(10) M22 x 1.5
H	Hubcap Hole Pattern (Hubcap not available from Webb)	6 Holes 0.31 Dia. 5.50 Dia. Bolt Circle

**Hub Dynamic Capacity: 12,300 lbs.**



**Assembly Drawing**

**I. ABS Ring** (See Options Available for Order Code)  
**Part Number:** 51048  
**Pitch Diameter:** 6.93  
**Cup Seat to Face Dimension:** 2.25

**Brake Drum Information**  
**Drawing Reference**

Part No.	J Brake Drum		Special Information	K Brake Size		L Drum Overall Depth	M Drum Pilot Dia.	N Cup to End of Drum
	Order Code	Est Wt.		(1) Dia.	(2) Width			
66366B	KS	108	0.50 Back Plate Thickness	16.50	6.00	9.65	11.25	4.74
66663B	MF	128	0.50 Back Plate Thickness	16.50	7.00	10.25	11.25	5.34

**Wheel Fastener Information (See Pages 100 through 102 for Component Specifications)**

Disc Wheel	Tire App.	Total Disc Wheel Thickness	Drum Type	Stud (RH)	Color	Flange Nut	Stud Stand Out	Order Code For Flange Nuts	
								Installed	Less
Steel	Single	.38 to .50	Cast	101164	Black	179935	2.08	2	1
Aluminum	Single	.84 to 1.00	Cast	101162	Black	179935	2.53	4	3

**SPECIAL NOTES:**

**Stud Standout (Cast Drums):** Dimensions shown are for brake drums having (.50) back plate thickness.

**OPTIONS AVAILABLE**

ORDER CODE	DESCRIPTION	PART NO.
T	ABS (100 Teeth)	51048

# HUB SPECIFICATIONS

# 2537

See Page 16 for Ordering Instructions

**DESCRIPTION:** 10 Stud Hub w/11.25 (285.75MM) Dia. Bolt Circle  
Uses Outboard Drum - (M22 x 1.5) Serrated Stud

**Bearing Information (Webb Axle Group #11)**

Outer Bearing Cup	3720	←	Cup Code 5-General
Cone	3782		Cup Code 2-Stemco
Inner Bearing Cup	HM212011	←	Cup Code 1-Timken
Cone	HM212047 or HM212049 or HM212049X		

**Wt: 43 LBS**

**Specification Information (Hub, Cups, Studs for Steel Disc Wheels)**

Drawing Reference	Item	Dimension
B	Overall Length	6.26
C	Outer Hubcap Face to Inner Brg. Cup Seat	4.43
D	Distance Between Cups	3.38
E	Inner Cup to Mounting Face	
	Drum with (0.50) Back Plate Thickness	5.94
	Drum with (0.62) Back Plate Thickness	6.06
F	Bolt Circle Diameter	11.25 (285.75MM)
G	Wheel Stud Qty./Thread Diameter	(10) M22 x 1.5
H	Hubcap Hole Pattern	6 Holes 0.31 Dia.
	(Hubcap not available from Webb)	4.50 Dia. Bolt Circle

**I. ABS Ring (See Options Available for Order Code)**

**Part Number:** 51053

**Pitch Diameter:** 6.46

**Cup Seat to Face Dimension:** 1.53

**Brake Drum Information**

**Drawing Reference**

J			Special Information	K		L	M	N
Part No.	Brake Drum Order Code	Est Wt.		Brake Size (1) Dia.	(2) Width	Drum Overall Depth	Drum Pilot Dia.	Cup to End of Drum
65555B	RY	81	0.50 Back Plate Thickness	15.00	4.00	9.04	8.78	3.10
65183B	GQ	117	0.62 Back Plate Thickness	16.50	5.00	9.52	8.78	3.46

**Wheel Fastener Information (See Pages 100 through 102 for Component Specifications)**

Disc Wheel	Tire App.	Total Disc Wheel Thickness	Drum Type	Stud (RH)	Color	Flange Nut	Stud Stand Out	Order Code For Flange Nuts	
								Installed	Less
Steel	Single	.38 to .50	Cast	101164	Black	179935	2.24	2	1
Aluminum	Single	.84 to 1.00	Cast	101162	Black	179935	2.69	4	3

**SPECIAL NOTES:**

**Stud Standout (Cast drums):** Dimensions shown are for brake drums having (.50) back plate thickness. Deduct (.12) from these dimensions when using brake drums having (.62) back plate thickness.

OPTIONS AVAILABLE		
ORDER CODE	DESCRIPTION	PART NO.
T	ABS (100 Teeth)	51053

**TRUCK STEERING AXLE APPLICATIONS**

**WEBB AXLE GROUP 11**

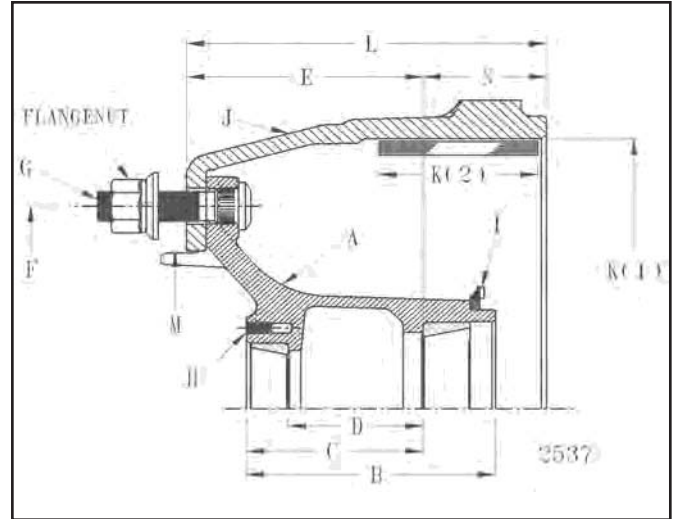
**ArvinMeritor:** FF-941, FF-942, FF-943, FF-944, FF-961, FF-966, FF-967, FG-941, FG-943, MFS-13, MFS-14

**Dana Spicer (Eaton):** I-100SG, 1-100W, I-140SG, E-1002, E-1202, E-1203, E-1322, E-1462

**Westport:** F0W-1300, F3W-1200/1300, F3W-1400, F5W-1200, F6W-1200/1300, F6W-1400, F6W-1400WT

**Hendrickson:** Steer TCK (Tapered)

**Hub Dynamic Capacity: 7,300 lbs.**



**Assembly Drawing**

See Page 16 for Ordering Instructions

**DESCRIPTION:** 10 Stud Hub w/11.25 (285.75MM) Dia. Bolt Circle.  
Uses Outboard Drum - (M22 x 1.5) Serrated Stud

**Bearing Information (Webb Axle Group #2)**

Outer Bearing Cup	HM212011	←	Cup Code 5-General
Cone	HM212049		
Inner Bearing Cup	HM218210	←	Cup Code 1-Timken
Cone	HM218248		

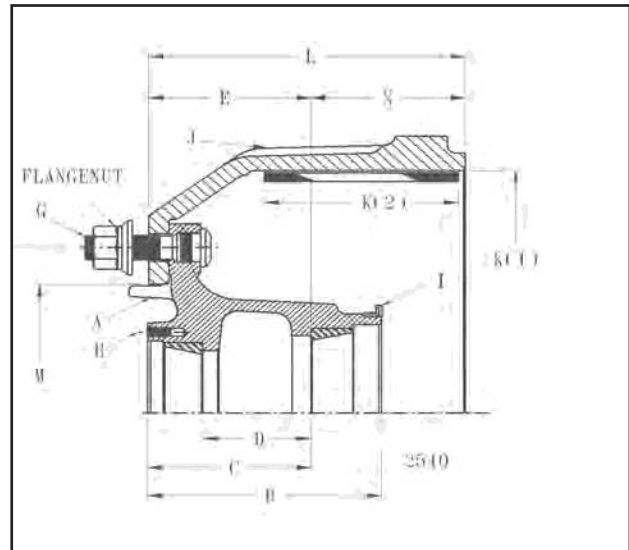
**TRUCK STEERING AXLE APPLICATIONS**  
**WEBB AXLE GROUP 2**

**ArvinMeritor:** TN, TQ, TQC, TQD  
**Dana Spicer (Eaton):** D-22, K-22  
**Westport:** F3W-1600, F3W-2000, F3W-2000D, F6W-1600

**Wt: 57 LBS.**  
**(Hub, Cups, Studs for Steel Disc Wheels)**

**Hub Dynamic Capacity: 11,000 lbs.**

Drawing Reference	Item	Dimension
B	Overall Length (With ABS Ring)	7.23
C	Outer Hubcap Face to Inner Brg. Cup Seat	5.04
D	Distance Between Cups	3.34
E	Inner Cup to Mounting Face	
	Drum with (0.25) Back Plate Thickness	4.63
	Drum with (0.50) Back Plate Thickness	4.88
	Drum with (0.62) Back Plate Thickness	5.00
F	Bolt Circle Diameter	11.25 (285.75MM)
G	Wheel Stud Qty./Thread Diameter	(10) M22 x 1.5
H	Hubcap Hole Pattern	6 Holes 0.31 Dia.
	(Hubcap not available from Webb)	5.50 Dia. Bolt Circle



**I. ABS Ring** (See Options Available for Order Code)  
**Part Number:** 51048  
**Pitch Diameter:** 6.93  
**Cup Seat to Face Dimension:** 2.19

**Assembly Drawing**

**Brake Drum Information**  
**Drawing Reference**

J			Special Information	K		L	M	N
Part No.	Brake Drum Order Code	Est Wt.		Brake Size (1) Dia.	Brake Size (2) Width	Drum Overall Depth	Drum Pilot Dia.	Cup to End of Drum
65654B	KN	100	0.62 Back Plate Thickness	16.50	5.00	9.22	8.78	4.22
65162B	KV	125	0.62 Back Plate Thickness	16.50	6.00	9.75	8.78	4.75
66864B	RK	110	0.50 Back Plate Thickness -Heavy Duty Drum	16.50	7.00	10.54	8.78	5.66
66884B	RH	117	0.50 Back Plate Thickness -Extra Heavy Duty Drum	16.50	7.00	10.62	8.78	5.74

**Wheel Fastener Information (See Pages 100 through 102 for Component Specifications)**

Disc Wheel	Tire App.	Total Disc Wheel Thickness	Drum Type	Stud (RH)	Color	Flange Nut	Stud Stand Out	Order Code For Flange Nuts	
								Installed	Less
Steel	Single	.38 to .50	Cast	101164	Black	179935	2.08	2	1
Aluminum	Single	.84 to 1.00	Cast	101162	Black	179935	2.53	4	3
Steel/Alum.	Single	.38 to 1.00	Steel Shell	101164	Black	179935	2.33	2	1

**SPECIAL NOTES:**  
**Stud Standout (Cast drums):** Dimensions shown are for brake drums having (.50) back plate thickness. Deduct (.12) from these dimensions when using brake drums having (.62) back plate thickness.

OPTIONS AVAILABLE		
ORDER CODE	DESCRIPTION	PART NO.
T	ABS (100 Teeth)	51048



# HUB SPECIFICATIONS

# 2541

See Page 16 for Ordering Instructions

## TRUCK STEERING AXLE APPLICATIONS WEBB AXLE GROUP 14

**DESCRIPTION:** 10 Stud Hub w/11.25 (285.75MM) Dia. Bolt Circle.  
Uses Outboard Drum - (M22 x 1.5) Serrated Stud

**ArvinMeritor:** FC-941, MFS-8  
**Dana Spicer (Eaton):** D850  
**Westport:** F4W-0800

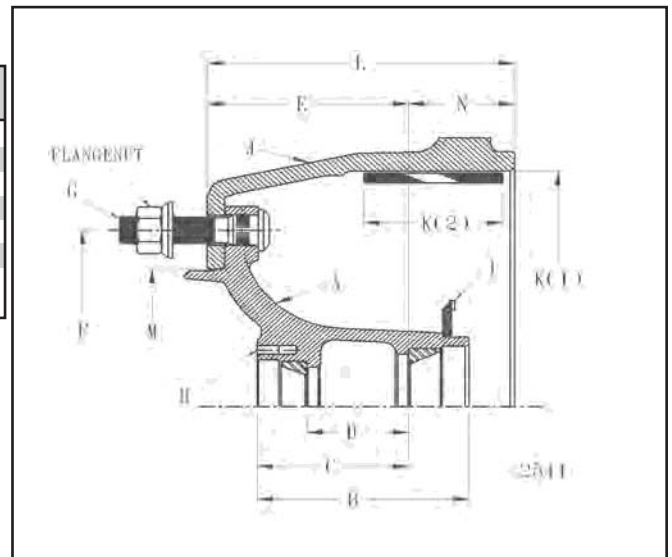
### Bearing Information (Webb Axle Group #14)

Outer Bearing Cup	25820	←	Cup Code 5-General
Cone	25877		
Inner Bearing Cup	JM207010	←	Cup Code 1-Timken
Cone	JM207049A		

**Hub Dynamic Capacity: 4,000 lbs.**

### Specification Information (Hub, Cups, Studs for Steel Disc Wheels)

Drawing Reference	Item	Dimension
B	Overall Length	6.11
C	Outer Hubcap Face to Inner Brg. Cup Seat	4.36
D	Distance Between Cups	2.92
E	Inner Cup to Mounting Face	5.80
F	Bolt Circle Diameter	11.25 (285.75MM)
G	Wheel Stud Qty./Thread Diameter	(10) M22 x 1.5
H	Hubcap Hole Pattern (Hubcap not available from Webb)	4 Holes 0.31 Dia. 3.625 Dia. Bolt Circle



**Assembly Drawing**

### I. ABS Ring (See Options Available for Order Code)

**Part Number:** 51055  
**Pitch Diameter:** 6.46  
**Cup Seat to Face Dimension:** 1.34

### Brake Drum Information Drawing Reference

Part No.	J Brake Drum		Special Information	K Brake Size		L Drum Overall Depth	M Drum Pilot Dia.	N Cup to End of Drum
	Order Code	Est Wt.		(1) Dia.	(2) Width			
61527B	JK	70	0.50 Back Plate Thickness	15.00	4.00	8.86	8.78	3.06

### Wheel Fastener Information (See Pages 100 through 102 for Component Specifications) CHECK DISC WHEEL THICKNESS BEFORE ORDERING

Disc Wheel	Tire App.	Total Disc Wheel Thickness	Drum Type	Stud (RH)	Color	Flange Nut	Stud Stand Out	Order Code For Flange Nuts	
								Installed	Less
Steel	Single	.38 to .50	Cast	101164	Black	179935	2.08	2	1
Aluminum	Single	.84 to 1.00	Cast	101162	Black	179935	2.53	4	3

### SPECIAL NOTES:

Stud Standout (Cast drums): Dimensions shown are for brake drums having (.50) back plate thickness.

### OPTIONS AVAILABLE

ORDER CODE	DESCRIPTION	PART NO.
T	ABS (100 Teeth)	51055

See Page 16 for Ordering Instructions

## TRUCK STEERING AXLE APPLICATIONS

### WEBB AXLE GROUP 14

**DESCRIPTION:** 8 Stud Hub w/10.827 (275MM) Dia. Bolt Circle.  
Uses Outboard Drum - (M22 x 1.5) Serrated Stud

**ArvinMeritor:** FC-941, MFS-8  
**Dana Spicer (Eaton):** D850  
**Westport:** F4W-0800

### Bearing Information (Webb Axle Group #14)

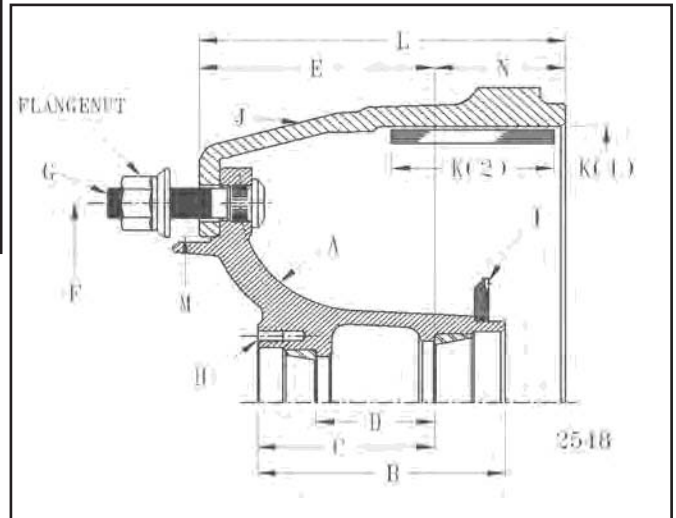
Outer Bearing Cup	25820	←	Cup Code 5-General
Cone	25877		
Inner Bearing Cup	JM207010	←	Cup Code 1-Timken
Cone	JM207049A		

**Wt: 41 LBS**

### Specification Information (Hub, Cups, Studs for Steel Disc Wheels)

Drawing Reference	Item	Dimension
B	Overall Length	6.11
C	Outer Hubcap Face to Inner Brg. Cup Seat	4.36
D	Distance Between Cups	2.92
E	Inner Cup to Mounting Face	5.80
F	Bolt Circle Diameter	10.827 (275MM)
G	Wheel Stud Qty./Thread Diameter	(8) M22 x 1.5
H	Hubcap Hole Pattern (Hubcap not available from Webb)	4 Holes 0.31Dia. 3.625 Dia. Bolt Circle

**Hub Dynamic Capacity: 4,000 lbs.**



**Assembly Drawing**

### I. ABS Ring (See Options Available for Order Code)

**Part Number:** 51055  
**Pitch Diameter:** 6.46  
**Cup Seat to Face Dimension:** 1.34

### Brake Drum Information

#### Drawing Reference

J			Special Information	K		L	M	N
Part No.	Brake Drum Order Code	Est Wt.		Brake Size (1) Dia.	Brake Size (2) Width	Drum Overall Depth	Drum Pilot Dia.	Cup to End of Drum
65543B	RZ	80	0.50 Back Plate Thickness	15.00	4.00	9.04	9.00	3.24
61958B	TG	83	0.50 Back Plate Thickness/for 19.5" Disc Wheel	15.00	6.00	9.84	9.00	4.04

### Wheel Fastener Information (See Pages 100 through 102 for Component Specifications)

Disc Wheel	Tire App.	Total Disc Wheel Thickness	Drum Type	Stud (RH)	Color	Flange Nut	Stud Stand Out	Order Code For Flange Nuts	
								Installed	Less
Steel	Single	.38 to .50	Cast	101164	Black	179935	2.08	2	1
Aluminum	Single	.84 to 1.00	Cast	101162	Black	179935	2.53	4	3

### SPECIAL NOTES:

Stud Standout (Cast drums): Dimensions shown are for brake drums having (.50) back plate thickness.

### OPTIONS AVAILABLE

ORDER CODE	DESCRIPTION	PART NO.
T	ABS (100 Teeth)	51055

# HUB SPECIFICATIONS

# 2550

See Page 16 for Ordering Instructions

## TRUCK STEERING AXLE APPLICATIONS

### WEBB AXLE GROUP 14

**DESCRIPTION:** 8 Stud Hub w/10.827 (275MM) Dia. Bolt Circle  
Uses Disc Brake Rotor - (M22 x 1.5) Serrated Stud  
ABS Applications Only

**ArvinMeritor:** FC-941, MFS-8  
**Dana Spicer (Eaton):** D850  
**Westport:** F4W-0800

### Bearing Information (Webb Axle Group #14)

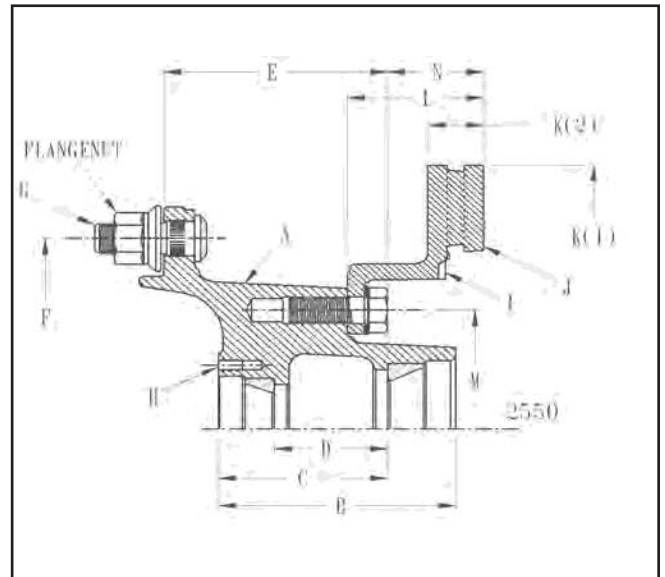
Outer Bearing Cup	25820	←	Cup Code 5-General
Cone	25877		
Inner Bearing Cup	JM207010	←	Cup Code 1-Timken
Cone	JM207049A		

**Wt: 45 LBS**

### Specification Information (Hub, Cups, Studs for Steel Disc Wheels)

Drawing Reference	Item	Dimension
B	Overall Length	6.11
C	Outer Hubcap Face to Inner Brg. Cup Seat	4.36
D	Distance Between Cups	2.92
E	Inner Cup to Mounting Face	5.76
F	Bolt Circle Diameter	10.827 (275MM)
G	Wheel Stud Qty./Thread Diameter	(8) M22 x 1.5
H	Hubcap Hole Pattern (Hubcap not available from Webb)	4 Holes 0.31 Dia. 3.625 Dia. Bolt Circle

**Hub Dynamic Capacity: 4,500 lbs.**



**Assembly Drawing**

### I. ABS

**Rotor Has ABS Teeth**

**Pitch Diameter: 8.96**

**Cup Seat to ABS Teeth Face Dimension: 1.49**

### Rotor Information

#### Drawing Reference

J			Special Information	K		L	M	N
Part No.	Rotor Order Code	Est Wt.		Rotor Size (1) Dia.	Rotor Size (2) Width	Rotor Overall Depth	Rotor Bolt Circle	Cup to End of Rotor
54770F-65*	XU	40	ABS Rotor	15.00	1.435	3.50	6.75	2.46

### Wheel Fastener Information (See Pages 100 through 102 for Component Specifications)

Disc Wheel	Tire App.	Rotor Type	Stud (RH)	Color	Flange Nut	Stud Stand Out	Order Code For Flange Nuts	
							Installed	Less
Steel	Single	Hat	101166	Black	179935	1.78	2	1
Aluminum	Single	Hat	101191	Black	179935	2.11	4	3

### COMPONENT PARTS

Rotor Mounting Bolt QTY: 6 P/N: 87511 (3/4"-10 Thread Dia.)  
Rotor Mounting Bolt Washer QTY 6 P/N 257

### SPECIAL NOTES:

\*-65 Rotor is coated with Magni B09H for ABS corrosion protection.

See Page 16 for Ordering Instructions

**DESCRIPTION:** 10 Stud Hub w/11.25 (285.75MM) Dia. Bolt Circle  
Disc Brake Applications- (M22 x 1.5) Serrated Stud

**Bearing Information (Webb Axle Group #11)**

Outer Bearing Cup	3720	←	Cup Code 5-General
Cone	3782		Cup Code 2-Stemco
Inner Bearing Cup	HM212011	←	Cup Code 1-Timken
Cone	HM212047 or HM212049 or HM212049X		

**Wt: 52 LBS.**

**Specification Information (Hub, Cups, Studs for Steel Disc Wheels)**

Drawing Reference	Item	Dimension
B	Overall Length	6.09
C	Outer Hubcap Face to Inner Brg. Cup Seat	4.47
D	Distance Between Cups	3.38
E	Inner Cup to Mounting Face	5.68
F	Bolt Circle Diameter	11.25 (285.75MM)
G	Wheel Stud Qty./Thread Diameter	(10) M22 x 1.5
H	Hubcap Hole Pattern (Hubcap not available from Webb)	6 Holes 0.31 Dia. 4.50 Dia. Bolt Circle

**I. ABS**

**Rotor Has ABS Teeth**

**Pitch Diameter: 9.08**

**Cup Seat to ABS Teeth Face Dimension: 1.14**

**TRUCK STEERING AXLE APPLICATIONS**

**WEBB AXLE GROUP 11**

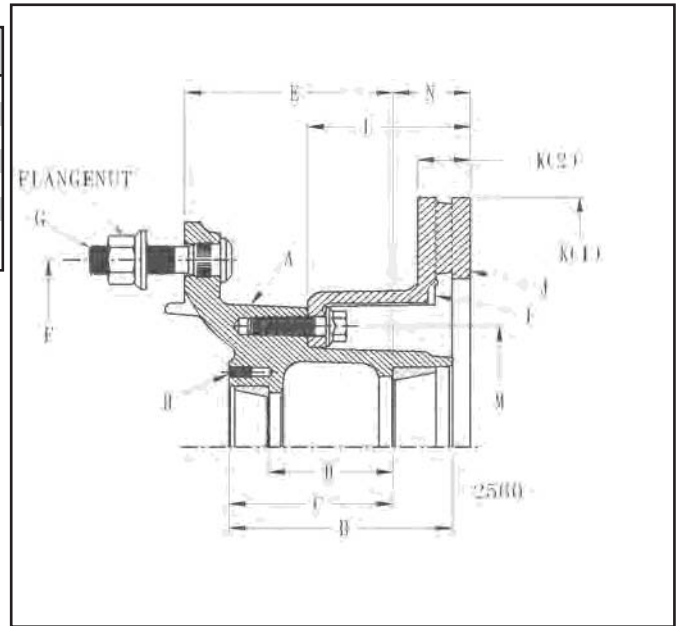
**ArvinMeritor:** FF-941, FF-942, FF-943, FF-944, FF-961, FF-966, FF-967, FG-941, FG-943,, MFS-13, MFS-14

**Dana Spicer (Eaton):** I-100SG, I-100W, I-140SG, E-1002, E-1202, E-1203, E-1322, E-1462

**Westport:** F0W-1300, F3W-1200/1300, F3W-1400, F5W-1200, F6W-1200/1300, F6W-1400, F6W-1400WT

**Hendrickson:** Steer TCK (Tapered)

**Hub Dynamic Capacity: 5,000 lbs.**



**Assembly Drawing**

**Rotor Information**

**Drawing Reference**

J			Special Information	K		L	M	N
Part No.	Rotor Order Code	Est Wt.		Rotor Size (1) Dia.	Rotor Size (2) Width	Rotor Overall Depth	Rotor Bolt Circle	Cup To End of Rotor
54771F-65*	XW	42	ABS Rotor	15.00	1.43	4.44	7.25	2.11

**Wheel Fastener Information (See Pages 100 through 102 for Component Specifications)**

Disc Wheel	Tire App.	Rotor Type	Stud (RH)	Color	Flange Nut	Stud Stand Out	Order Code For Flange Nuts	
							Installed	Less
Steel	Single	Hat	101191	Black	179935	1.93	2	1
Aluminum	Single	Hat	101164	Black	179935	2.58	4	3

**COMPONENT PARTS:**

**Rotor Mounting Bolt:** QTY: 10 P/N: 85612 (9/16" - 12 Thread Diameter)

**SPECIAL NOTES:**

\*-65 Rotor is coated with Magni B09H for ABS corrosion protection.

# HUB SPECIFICATIONS

# 2568

See Page 16 for Ordering Instructions

**DESCRIPTION:** 8 Stud Hub w/10.827 (275MM) Dia. Bolt Circle  
Disc Brake Applications - (M22 x 1.5) Serrated Stud

Bearing Information (Webb Axle Group #11)

Outer Bearing Cup	3720	←	Cup Code 5-General
Cone	3782	←	Cup Code 2-Stemco
Inner Bearing Cup	HM212011	←	Cup Code 1-Timken
Cone	HM212047 or HM212049 or HM212049X		

**Wt: 49 LBS.**

**Specification Information (Hub, Cups, Studs for Steel Disc Wheels)**

Drawing Reference	Item	Dimension
B	Overall Length	6.09
C	Outer Hubcap Face to Inner Brg. Cup Seat	4.47
D	Distance Between Cups	3.38
E	Inner Cup to Mounting Face	5.68
F	Bolt Circle Diameter	10.827 (275MM)
G	Wheel Stud Qty./Thread Diameter	(8) M22 x 1.5
H	Hubcap Hole Pattern (Hubcap not available from Webb)	6 Holes 0.31 Dia. 4.50 Dia. Bolt Circle

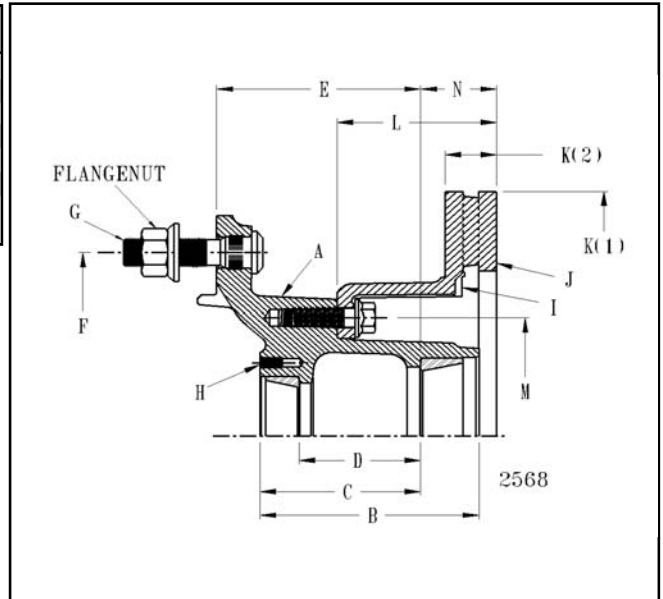
### I. ABS

**Rotor Has ABS Teeth**  
**Pitch Diameter: 9.08**  
**Cup Seat to ABS Teeth Face Dimension: 1.14**

## TRUCK STEERING AXLE APPLICATIONS WEBB AXLE GROUP 11

**ArvinMeritor:** FF-941, FF-942, FF-943, FF-944, FF-961, FF-966, FF-967, FG-941, FG-943, MFS-13, MFS-14  
**Dana Spicer (Eaton):** I-100SG, I-100W, I-140SG, E-1002, E-1202, E-1203, E-1322, E-1462  
**Westport:** F0W-1300, F3W-1200/1300, F3W-1400, F5W-1200, F6W-1200/1300, F6W-1400, F6W-1400WT  
**Hendrickson:** Steer TCK (Tapered)

**Hub Dynamic Capacity: 5,000 lbs.**



**Assembly Drawing**

### Rotor Information Drawing Reference

J			Special Information	K		L	M	N
Part No.	Rotor Order Code	Est Wt		Rotor Size (1) Dia.	Rotor Size (2) Width	Rotor Overall Depth	Rotor Bolt Circle	Cup To End of Rotor
54771F-65*	XW	42	ABS Rotor	15.00	1.43	4.44	7.25	2.11

### Wheel Fastener Information (See Pages 100 through 102 for Component Specifications)

Disc Wheel	Tire App.	Rotor Type	Stud (RH)	Color	Flange Nut	Stud Stand Out	Order Code For Flange Nuts	
							Installed	Less
Steel	Single	Hat	101191	Black	179935	2.11	4	3
Aluminum	Single	Hat	101164	Black	179935	2.76	6	5
Aluminum	Single	Hat	101166	Black	179935	1.78	2	1

### COMPONENT PARTS:

**Rotor Mounting Bolt:** QTY: 10 P/N: 85612 (9/16" - 12 Thread Diameter)

\*-65 rotor is coated with Magni B09H for ABS corrosion protection.

See Page 16 for Ordering Instructions

**DESCRIPTION:** 10 Stud Hub w/11.25 (285.75MM) Dia. Bolt Circle  
Disc Brake Applications - (M22 x 1.5) Serrated Stud

**Bearing Information (Webb Axle Group #12)**

Outer Bearing Cup	552A	←	Cup Code 5-General
Cone	555S		
Inner Bearing Cup	6420	←	Cup Code 2-Stemco
Cone	6461A		

**Wt: 70 LBS**  
(Hub, Cups, Studs for Steel Disc Wheels)

**Specification Information**

Drawing Reference	Item	Dimension
B	Overall Length (With ABS Ring)	7.52
C	Outer Hubcap Face to Inner Brg. Cup Seat	5.27
D	Distance Between Cups	3.03
E	Inner Cup to Mounting Face	5.09
F	Bolt Circle Diameter	11.25 (285.75MM)
G	Wheel Stud Qty./Thread Diameter	(10) M22 x 1.5
H	Hubcap Hole Pattern (Hubcap not available from Webb)	6 Holes 0.31 Dia. 5.50 Dia. Bolt Circle

**I. ABS Ring** (See Options Available for Order Code)

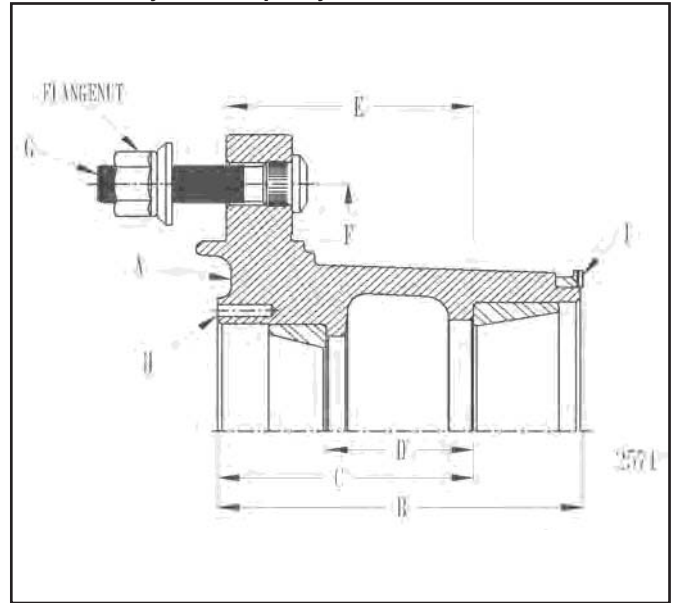
**Part Number:** 51048  
**Pitch Diameter:** 6.93  
**Cup Seat to Face Dimension:** 2.25

**AVAILABLE AS  
SERVICE  
ASSEMBLY  
ONLY**

**TRUCK STEERING AXLE APPLICATIONS  
WEBB AXLE GROUP 12**

**ArvinMeritor:** FL-931, FL-941, FL-943, FL-951, MFS-16, MFS-18, MFS-20  
**Dana Spicer (Eaton):** I-220W, D-2000F, D-2200F, EFA-22T, EFA-24T

**Hub Dynamic Capacity: 11,500 lbs.**



**Assembly Drawing**

**Rotor Information  
Drawing Reference**

J			Special Information	K		L	M	N
Part No.	Rotor Order Code	Est Wt.		Rotor Size (1) Dia.	Rotor Size (2) Width	Rotor Overall Depth	Rotor Bolt Circle	Cup to End of Rotor
			AVAILABLE AS SERVICE ASSEMBLY ONLY					

**Wheel Fastener Information (See Pages 100 through 102 for Component Specifications)**

Disc Wheel	Tire App.	Total Disc Wheel Thickness	Rotor Type	Stud (RH)	Color	Flange Nut	Stud Stand Out	Order Code For Flange Nuts	
								Installed	Less
Steel	Single	.38 to .50	Cast	101164	Black	179935	2.19	2	1
Aluminum	Single	.84 to 1.00	Cast	101162	Black	179935	2.64	4	3

**OPTIONS AVAILABLE**

ORDER CODE	DESCRIPTION	PART NO.
T	ABS (100 Teeth)	51048

# HUB SPECIFICATIONS

# 2573

See Page 16 for Ordering Instructions

**DESCRIPTION:** 10 Stud Hub w/11.25 (285.75MM) Dia. Bolt Circle  
Disc Brake Applications- (M22 x 1.5) Serrated Stud

**Bearing Information (Webb Axle Group #11)**

Outer Bearing Cup	3720	←	Cup Code 5-General
Cone	3782		Cup Code 2-Stemco
Inner Bearing Cup	HM212011	←	Cup Code 1-Timken
Cone	HM212047 or HM212049 or HM212049X		

**Wt: 56 LBS.**  
(Hub, Cups, Studs for Steel Disc Wheels)

**Specification Information**

Drawing Reference	Item	Dimension
B	Overall Length	6.26
C	Outer Hubcap Face to Inner Brg. Cup Seat	4.43
D	Distance Between Cups	3.38
E	Inner Cup to Mounting Face	5.94
F	Bolt Circle Diameter	11.25 (285.75MM)
G	Wheel Stud Qty./Thread Diameter	(10) M22 x 1.5
H	Hubcap Hole Pattern (Hubcap not available from Webb)	6 Holes 0.31 Dia. 4.50 Dia. Bolt Circle

**I. ABS Ring** (See Option Available for Order Code)  
**Part Number:** 51053  
**Pitch Diameter:** 6.46  
**Cup Seat to Face Dimension:** 1.33

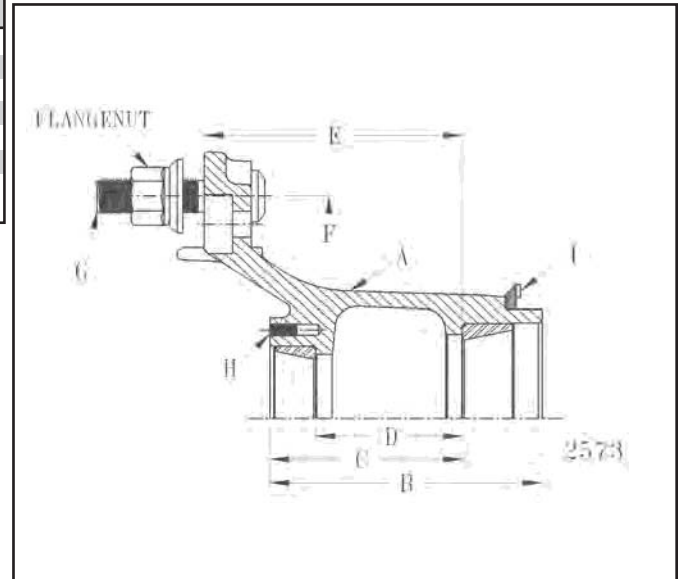
**AVAILABLE  
AS  
SERVICE  
ASSEMBLY  
ONLY**

**TRUCK STEERING AXLE APPLICATIONS**

**WEBB AXLE GROUP 11**

**ArvinMeritor:** FF-941, FF-942, FF-943, FF-944, FF-961, FF-966, FF-967, FG-941, FG-943, MFS-13, MFS-14  
**Dana Spicer (Eaton):** I-100SG, I-100W, I-140SG, E-1002, E-1202, E-1203, E-1322, E-1462  
**Westport:** F0W-1300, F3W-1200/1300, F3W-1400, F5W-1200, F6W-1200/1300, F6W-1400, F6W-1400WT  
**Hendrickson:** Steer TCK (Tapered)

**Hub Dynamic Capacity: 7,300 lbs.**



**Assembly Drawing**

**Rotor Information  
Drawing Reference**

Part No.	J		Special Information	K		L	M	N
	Rotor Order Code	Est Wt.		Rotor Size (1) Dia.	Rotor Size (2) Width	Rotor Overall Depth	Rotor Bolt Circle	Cup To End of Rotor
			AVAILABLE AS SERVICE ASSEMBLY ONLY					

**Wheel Fastener Information (See Pages 100 through 102 for Component Specifications)**

Disc Wheel	Tire App.	Rotor Type	Stud (RH)	Color	Flange Nut	Stud Stand Out	Order Code	
							For Flange Nuts Installed	Less
Steel	Single	Hat	101191	Black	179935	1.82	4	3
Aluminum	Single	Hat	101164	Black	179935	2.47	6	5
Aluminum	Single	Hat	101166	Black	179935	1.49	2	1

**OPTIONS AVAILABLE**

ORDER CODE	DESCRIPTION	PART NO.
T	ABS (100 Teeth)	51053

**Notes:**



## SECTION 2B

### TRUCK PRODUCTS - STEERING AXLE APPLICATIONS

#### HUBS FOR BSN (BALL SEAT) MOUNTING SYSTEMS

<b>Part No.</b>	<b>Page</b>	<b>Part No.</b>	<b>Page</b>
1550 .....	37	2530 .....	39
2520 .....	38	2540 .....	40

# INDEX BY AXLE MANUFACTURER TRUCK (STEERING AXLE) APPLICATIONS HUBS FOR BSN (BALL SEAT) MOUNTING SYSTEM

Axle Manufacturer	Axle Model	Webb Axle Group	Bearing Cup	
			Outer	Inner
ArvinMeritor	TN, TQ, TQC, TQD	2	HM212011	HM218210
	FF-941, FF-942, FF-943, FF-944, FF961, FF-966, FF-967, FG-941, FG-943 MFS-13, MFS-14	11	3720	HM212011
	FL-931, FL-941, FL-943, FL-951 MFS-16, MFS-18, MFS-20	12	552A	6420
	FC-941, MFS-8	14	25820	JM207010
Dana Spicer (Eaton)	D-22, K-22	2	HM212011	HM218210
	I-100SG, I-100W, I-140SG, E-1002, E-1202, E-1203, E-1322, E-1462	11	3720	HM212011
	I-220W, D-2000F, D-2200F, EFA-22T, EFA-24T	12	552A	6420
	D-850	14	25820	JM207010
Westport	F3W-1600, F3W-2000, F3W-2000D, F6W-1600	2	HM212011	HM218210
	F0W-1300, F3W-1200/1300, F3W-1400, F5W-1200, F6W-1200/1300, F6W-1400, F6W-1400WT	11	3720	HM212011
	F4W-0800	14	25820	JM207010
Hendrickson	Steer TCK (Tapered)	11	3720	HM212011

## PRODUCTS AVAILABLE (BY WEBB AXLE GROUP)

Axle Group	Part No.	Description	Spec Page
2	2540	Hub 10 Stud - 11.25 BC (3/4"-16 Stud) Uses Outboard Drum - 8.78" Pilot.	40
11	2520	Hub 10 Stud - 11.25 BC (3/4"-16 Stud) Uses Outboard Drum - 8.78" Pilot	38
12	2530	Hub 10 Stud - 11.25 BC (3/4"-16 Stud) Uses Outboard Drums-8.78" Pilot	39
14	1550	Hub 6 Stud - 8.75 BC (3/4"-16 Stud) Uses Disc Brake Rotors	37

# INDEX BY BEARING COMBINATION (TRUCK STEERING AXLE APPLICATIONS) HUBS FOR BSN (BALL SEAT) MOUNTING SYSTEM

Bearings				Webb Axle Group	Webb Part Number	Description	Spec Page
Outer		Inner					
Cup	Cone	Cup	Cone				
HM212011	HM212049	HM218210	HM218248	2	2540	Hub 10 Stud-11.25 BC (3/4"-16 Stud) Uses Outboard Drums-8.78" Pilot.	40
3720	3782	HM212011	HM212047 HM212049 or HM212049X	11	2520	Hub 10 Stud-11.25 BC (3/4"-16 Stud) Uses Outboard Drums-8.78" Pilot	38
552A	555S	6420	6461A	12	2530	Hub 10 stud -11.25 BC (3/4"-16 Stud) Uses Outboard Drums-8.78" Pilot	39
25820	25877	JM207010	JM207049A	14	1550	Hub 6 stud-8.75 BC (3/4"-16 Stud) Uses Disc Brake Rotor.	37

# ORDERING INSTRUCTIONS FOR HUBS WITH BSN ATTACHING PARTS (FOR USE WITH BALL SEAT MOUNT DISC WHEELS) TRUCK STEERING APPLICATIONS

**NOTE:** When hub to be used is determined, refer to the Specification Page of the hub part number for codes required for assembly part number. All information needed to arrive at assembly part number is shown on the Specification Page. Feel free to contact our sales or engineering department with any questions.

## Examples Of Assembly Part Numbers:

Part No.	Description	Part No.	Description
25205--PR	Hub With Bearing Cups Less Brake Drum Less Cap Nuts With Right Hand Threaded Studs.	25205RXPL	Hub With Bearing Cups With Brake Drum With Cap Nuts With Left Hand Threaded Studs.

## Example Assembly Part Number Breakdown:

HUB PART NUMBER	BEARING CUP CODE	BRAKE DRUM CODE	PARTS CODE	THREAD DIRECTION R=RIGHT L=LEFT	OPTIONS CODE
2520	5	RX	P	L	

SHOWN UNDER BEARING INFORMATION AT TOP OF SPECIFICATION PAGE.

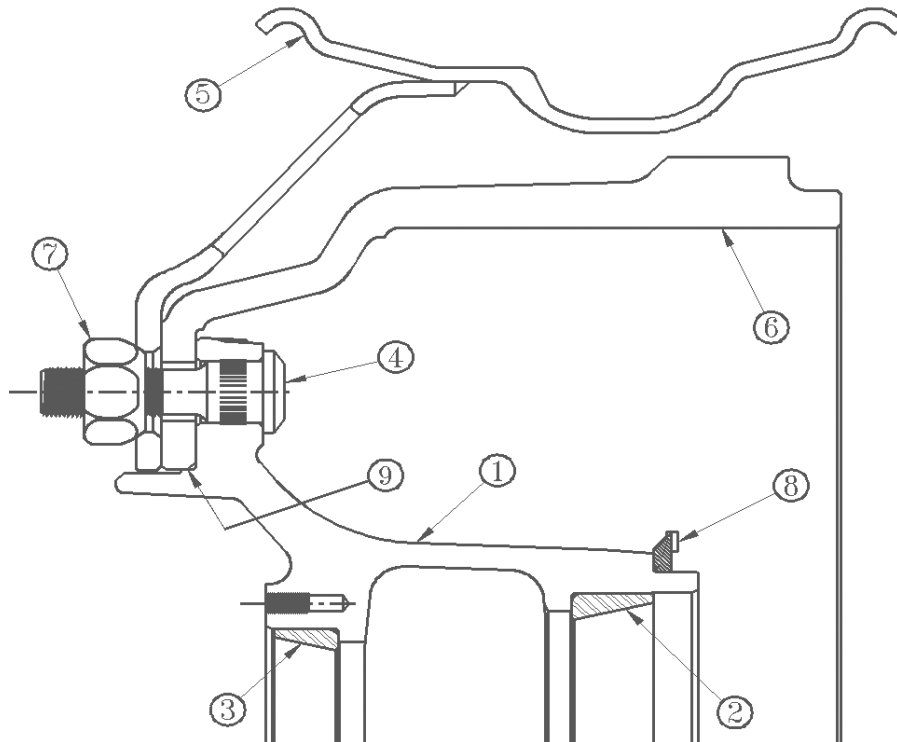
BRAKE DRUM SIZES AVAILABLE ARE SHOWN IN COLUMN K UNDER BRAKE DRUM INFORMATION. SELECT THE DRUM CODE FOR THE SIZE REQUIRED FROM COLUMN J UNDER ORDER CODE.

REFER TO WHEEL FASTENER INFORMATION. DETERMINE PARTS CODE BY SELECTING THE SPECIFIC DISC-WHEEL TIRE APPLICATION AND BRAKE DRUM COMBINATION YOU PLAN TO USE. APPLICABLE PARTS CODES ARE SHOWN ON THE SAME LINE.

SELECT STUD THREAD DIRECTION.

SEE OPTIONS AVAILABLE AT BOTTOM OF SPECIFICATION PAGE FOR CODE. IF MORE THAN ONE OPTION IS REQUIRED, CONTACT OUR SALES OR ENGINEERING DEPARTMENT FOR CODES.

1. Hub
2. Inner Bearing Cup
3. Outer Bearing Cup
4. Wheel Stud
5. Disc Wheel
6. Brake Drum
7. Cap Nut
8. ABS Tone Ring
9. Brake Drum Mounting Pilot



# HUB SPECIFICATIONS

# 1550

See Page 36 for Ordering Instructions

## TRUCK STEERING AXLE APPLICATIONS

**DESCRIPTION:** 6 Stud Hub w/8.75 Dia. Bolt Circle  
For Disc Brake Applications with ABS - (3/4" - 16) Serrated Stud

### WEBB AXLE GROUP 14

**ArvinMeritor:** FC-941, MFS-8  
**Dana Spicer (Eaton):** D850  
**Westport:** F4W-0800

### Bearing Information (Webb Axle Group #14)

Outer Bearing Cup	25820	←	Cup Code 5-General
Cone	25877		
Inner Bearing Cup	JM207010	←	Cup Code 1-Timken
Cone	JM207049A		

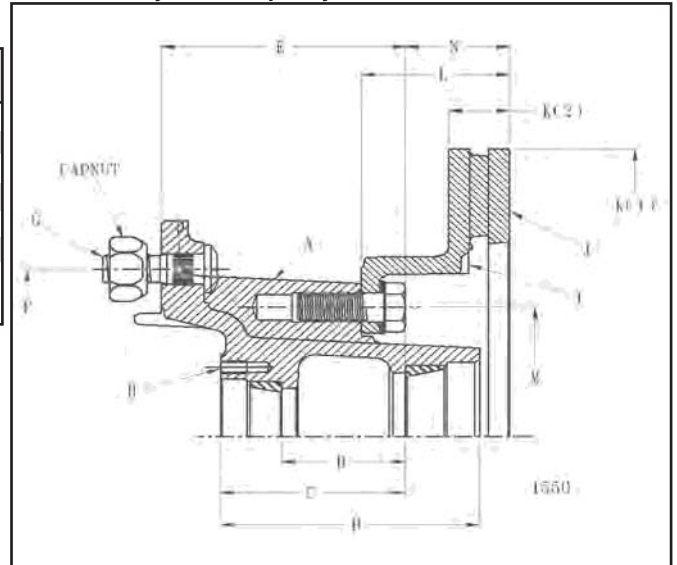
**Wt: 41 LBS**

(Hub, Cups, Studs for Steel Disc Wheels)

### Specification Information

Drawing Reference	Item	Dimension
B	Overall Length	6.11
C	Outer Hubcap Face to Inner Brg. Cup Seat	4.36
D	Distance Between Cups	2.92
E	Inner Cup to Mounting Face	5.76
F	Bolt Circle Diameter	8.75
G	Wheel Stud Qty./Thread Diameter	(6) 3/4" - 16 Thread
H	Hubcap Hole Pattern (Hubcap not available from Webb)	4 Holes 0.31 Dia. 3.625 Dia. Bolt Circle

**Hub Dynamic Capacity: 4,000 lbs.**



**Assembly Drawing**

### I. ABS

**Rotor Has ABS Teeth**

**Pitch Diameter: 8.96**

**Cup Seat to ABS Teeth Face Dimension: 1.49**

### Rotor Information

#### Drawing Reference

Part No.	J		Special Information	K		L	M	N
	Rotor Order Code	Est Wt.		Rotor Size (1) Dia.	Rotor Size (2) Width	Rotor Overall Depth	Rotor Bolt Circle	Cup to End of Rotor
54770F-65*	XU	40	ABS Rotor	15.00	1.435	3.50	6.75	2.46

### Wheel Fastener Information (See Pages 100 through 102 for Component Specifications)

Disc Wheel	Tire App.	Rotor Type	Stud (RH)	Color	Stud (LH)	Color	LH Cap Nuts Inner	LH Cap Nuts Outer	RH Cap Nuts Inner	RH Cap Nuts Outer	Stud Stand Out	Cap Nuts Order Code Installed	Cap Nuts Order Code Less
Alum	Single	Hat	159190	Black	159191	Green	-	Obs.	-	Obs.	1.38	Obs.	M
Steel	Single	Hat	159190	Black	159191	Green	-	178737	-	178736	1.38	J	M

### COMPONENT PARTS

Rotor Mounting Bolt QTY 6 P/N 87511(3/4"-10 Thread Dia.)  
Rotor Mounting Bolt Washer QTY 6 P/N 257

### SPECIAL NOTES:

\*-65 rotor is coated with Magni B09H for ABS corrosion protection.

See Page 36 for Ordering Instructions

**DESCRIPTION:** 10 Stud Hub w/11.25 Dia. Bolt Circle  
Uses Outboard Drum - (3/4" - 16) Serrated Stud

**Bearing Information (Webb Axle Group #11)**

Outer Bearing Cup 3720 ← Cup Code 5-General  
Cone 3782 ← Cup Code 2-Stemco  
Inner Bearing Cup HM212011 ← Cup Code 1-Timken  
Cone HM212047 or HM212049 or HM212049X

**Wt: 44 LBS**

**Specification Information (Hub, Cups, Studs for Steel Disc Wheels)**

Drawing Reference	Item	Dimension
B	Overall Length	6.26
C	Outer Hubcap Face to Inner Brg. Cup Seat	4.43
D	Distance Between Cups	3.38
E	Inner Cup to Mounting Face	
	Drum with (0.25) Back Plate Thickness	5.69
	Drum with (0.50) Back Plate Thickness	5.94
	Drum with (0.62) Back Plate Thickness	6.06
F	Bolt Circle Diameter	11.25
G	Wheel Stud Qty./Thread Diameter	(10) 3/4" - 16 Thread
H	Hubcap Hole Pattern (Hubcap not available from Webb)	6 Holes 0.31 Dia. 4.50 Dia. Bolt Circle

**I. ABS Ring (See Options Available for Order Code)**

**Part Number:** 51053  
**Pitch Diameter:** 6.46  
**Cup Seat to Face Dimension:** 1.53

**TRUCK STEERING AXLE APPLICATIONS**

**WEBB AXLE GROUP 11**

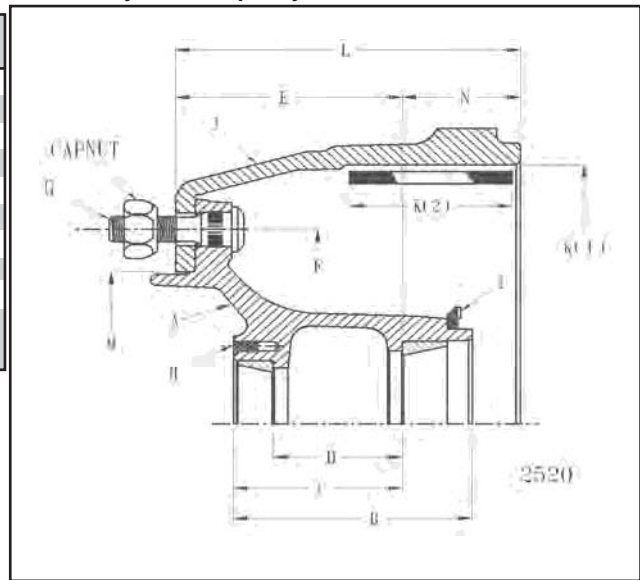
**ArvinMeritor:** FF-941, FF-942, FF-943, FF-944, FF-961, FF-966  
FF-967, FG-941, FG-943, MFS-13, MFS-14

**Dana Spicer (Eaton):** I-100SG, I-100W, I-140SG, E-1002, E-1202,  
E-1203, E-1322, E-1462

**Westport:** F0W-1300, F3W-1200/1300, F3W-1400, F5W-1200,  
F6W-1200/1300, F6W-1400, F6W-1400WT

**Hendrickson:** Steer TCK (Tapered)

**Hub Dynamic Capacity: 7,300 lbs.**



**Assembly Drawing**

**Brake Drum Information**

**Drawing Reference**

J			Special Information	K		L	M	N
Brake Drum				Brake Size		Drum Overall Depth	Drum Pilot Dia.	Cup to End of Drum
Part No.	Order Code	Est Wt.	(1) Dia.	(2) Width				
65545B	RX	66	15.00	4.00	9.04	8.78	3.10	
65548B	LT	79	15.00	4.00	9.04	8.78	3.10	
65153B	RT	82	15.00	5.00	9.31	8.78	3.37	
61950B	TL	78	15.00	6.00	9.84	8.78	3.90	
65163B	GS	124	16.50	5.00	9.52	8.78	3.46	
65179B	KR	110	16.50	6.00	9.84	8.78	3.90	

**Wheel Fastener Information (See Pages 100 through 102 for Component Specifications)**

Disc Wheel	Tire App.	Drum Type	Stud (RH)	Color	Stud (LH)	Color	LH Cap Nuts		RH Cap Nuts		Stud Stand Out	Cap Nuts Installed	Order Code Less
							Inner	Outer	Inner	Outer			
Steel	Single	Cast	101174	Silver	101175	Yellow	-	178737	-	178736	1.90	K	P
Aluminum	Single	Cast	101178	Black	101179	Green	-	Obs.	-	Obs.	2.04	Obs.	T

**SPECIAL NOTES:**

**Stud Standout (Cast drums):** Dimensions shown are for brake drums having (.50) back plate thickness. Deduct (.12) from these dimensions when using brake drums having (.062) back plate thickness. Add (.25) when using brake drums having (.25) back plate thickness.

**OPTIONS AVAILABLE**

ORDER CODE	DESCRIPTION	PART NO.
T	ABS (100 Teeth)	51053

# HUB SPECIFICATIONS

# 2530

See Page 36 for Ordering Instructions

**DESCRIPTION:** 10 Stud Hub w/11.25 Dia. Bolt Circle  
Uses Outboard Drum - (3/4" - 16) Serrated Stud

**Bearing Information (Webb Axle Group #12)**

Outer Bearing Cup	552A	←	Cup Code 5-General
Cone	555S		
Inner Bearing Cup	6420	←	Cup Code 1-Timken
Cone	6461A		

**Wt: 57 LBS**

**Specification Information (Hub, Cups, Studs for Steel Disc Wheels)**

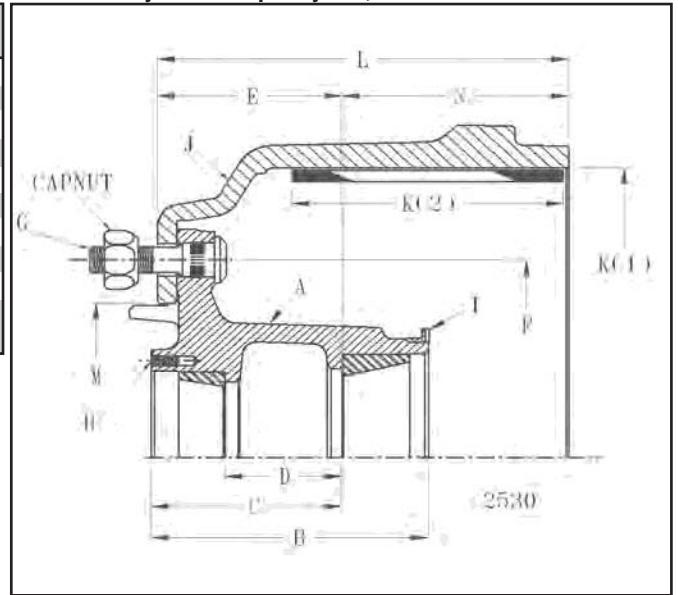
Drawing Reference	Item	Dimension
B	Overall Length (With ABS Ring)	7.09
C	Outer Hubcap Face to Inner Brg. Cup Seat	4.84
D	Distance Between Cups	3.03
E	Inner Cup to Mounting Face	
	Drum with (0.25) Back Plate Thickness	4.43
	Drum with (0.50) Back Plate Thickness	4.68
	Drum with (0.62) Back Plate Thickness	4.80
F	Bolt Circle Diameter	11.25
G	Wheel Stud Qty./Thread Diameter	(10) 3/4" - 16 Thread
H	Hubcap Hole Pattern	6 Holes 0.31 Dia.
	(Hubcap not available from Webb)	5.50 Dia. Bolt Circle

**TRUCK STEERING AXLE APPLICATIONS**  
**WEBB AXLE GROUP 12**

**ArvinMeritor:** FL-931, FL-941, FL-943, FL-951, MFS-16, MFS-18, MFS-20

**Dana Spicer (Eaton):** I-220W, D-2000F, D-2200F, EFA-22T, EFA-24T

**Hub Dynamic Capacity: 11,000 lbs.**



**I. ABS Ring (See Options Available for Order Code)**

**Part Number:** 51048

**Pitch Diameter:** 6.93

**Cup Seat to Face Dimension:** 2.25

**Brake Drum Information**  
**Drawing Reference**

**Assembly Drawing**

J			Special Information	K		L	M	N
Part No.	Brake Drum Order Code	Est Wt.		Brake Size (1) Dia.	Brake Size (2) Width	Drum Overall Depth	Drum Pilot Dia.	Cup to End of Drum
65162B	KV	125	0.62 Back Plate Thickness	16.50	6.00	9.75	8.78	4.95
66826B	RQ	116	0.50 Back Plate Thickness	16.50	7.00	10.19	8.78	5.51
66864B	RK	110	0.50 Back Plate Thickness	16.50	7.00	10.54	8.78	5.86
66884B	RH	117	0.50 Back Plate Thickness	16.50	7.00	10.62	8.78	5.94

**Wheel Fastener Information (See Pages 100 through 102 for Component Specifications)**

Disc Wheel	Tire App.	Drum Type	Stud (RH)	Color	Stud (LH)	Color	LH Cap Nuts		RH Cap Nuts		Stud Stand Out	Cap Nuts Order Code	
							Inner	Outer	Inner	Outer		Installed	Less
Steel	Single	Cast	101174	Silver	101175	Yellow	-	178737	-	178736	1.74	K	P
Aluminum	Single	Cast	101178	Black	101179	Green	-	178737	-	178736	1.88	S	T
Steel/Alum	Single	Steel Shell	101172	Black	101173	Green	-	178737	-	178736	1.69	J	M

**SPECIAL NOTES:**

**Stud Standout (Cast drums):** Dimensions shown are for brake drums having (.50) back plate thickness. Add (.12) to these dimensions when using brake drums having (.62) back plate thickness.

**OPTIONS AVAILABLE**

ORDER CODE	DESCRIPTION	PART NO.
T	ABS (100 Teeth)	51048

See Page 36 for Ordering Instructions

**DESCRIPTION:** 10 Stud Hub w/11.25 Dia. Bolt Circle  
Uses Outboard Drum - (3/4" - 16) Serrated Stud

**Bearing Information (Webb Axle Group #2)**

Outer Bearing Cup	HM212011	←	Cup Code 5-General
Cone	HM212049		Cup Code 2-Stemco
Inner Bearing Cup	HM218210	←	Cup Code 1-Timken
Cone	HM218248		

**Wt: 55 LBS**

**Specification Information** (Hub, Cups, Studs for Steel Disc Wheels)

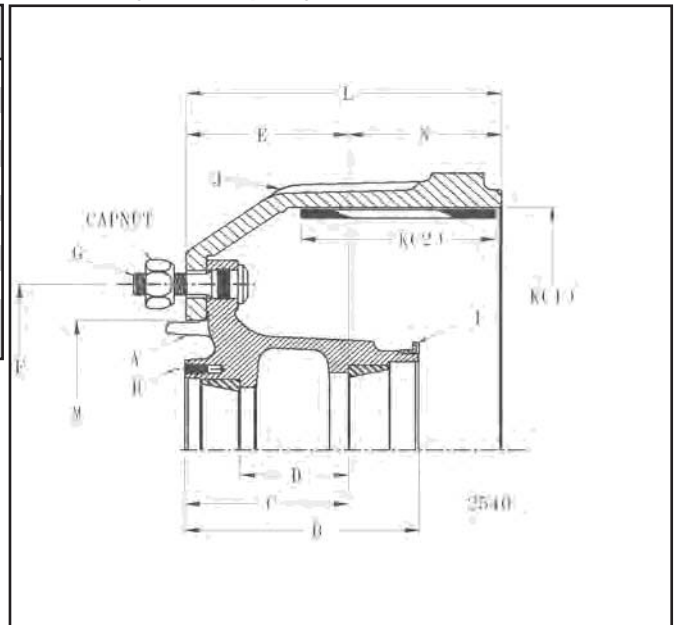
Drawing Reference	Item	Dimension
B	Overall Length (With ABS Ring)	7.23
C	Outer Hubcap Face to Inner Brg. Cup Seat	5.04
D	Distance Between Cups	3.34
E	Inner Cup to Mounting Face	
	Drum with (0.25) Back Plate Thickness	4.63
	Drum with (0.50) Back Plate Thickness	4.88
	Drum with (0.62) Back Plate Thickness	5.00
F	Bolt Circle Diameter	11.25
G	Wheel Stud Qty./Thread Diameter	(10) 3/4" - 16 Thread
H	Hubcap Hole Pattern (Hubcap not available from Webb)	6 Holes 0.31 Dia. 5.50 Dia. Bolt Circle

**TRUCK STEERING AXLE APPLICATIONS**  
**WEBB AXLE GROUP 2**

**ArvinMeritor:** TN, TQ, TQC, TQD  
**Dana Spicer (Eaton):** D-22, K-22

**Westport:** F3W-1600, F3W-2000, F3W-/2000D,  
F6W-1600

**Hub Dynamic Capacity: 11,000 lbs.**



**Assembly Drawing**

**I. ABS Ring** (See Options Available for Order Code)

**Part Number:** 51048  
**Pitch Diameter:** 6.93  
**Cup Seat to Face Dimension:** 2.19

**Brake Drum Information**  
**Drawing Reference**

J			Special Information	K		L	M	N
Part No.	Brake Drum Order Code	Est Wt.		Brake Size (1) Dia.	(2) Width	Drum Overall Depth	Drum Pilot Dia.	Cup to End of Drum
65654B	KN	100	0.62 Back Plate Thickness	16.50	5.00	9.22	8.78	4.22
65162B	KV	125	0.62 Back Plate Thickness	16.50	6.00	9.75	8.78	4.75
66864B	RK	110	0.50 Back Plate Thickness/Heavy Duty Drum	16.50	7.00	10.54	8.78	5.66
66884B	RH	117	0.50 Back Plate Thickness/Extra Heavy Duty Drum	16.50	7.00	10.62	8.78	5.74

**Wheel Fastener Information (See Pages 100 through 102 for Component Specifications)**

Disc Wheel	Tire App.	Drum Type	Stud (RH)	Color	Stud (LH)	Color	LH Cap Nuts		RH Cap Nuts		Stud Stand Out	Cap Nuts Order Code	
							Inner	Outer	Inner	Outer		Installed	Less
Steel	Single	Cast	101174	Silver	101175	Yellow	-	178737	-	178736	1.74	K	P
Aluminum	Single	Cast	101178	Black	101179	Green	-	178737	-	178736	1.88	S	T
Steel/Alum.	Single	Steel Shell	101172	Black	101173	Green	-	178737	-	178736	1.69	J	M

**SPECIAL NOTES:**

**Stud Standout (Cast drums):** Dimensions shown are for brake drums having (.50) back plate thickness. Deduct (.12) from these dimensions when using brake drums having (.062) back plate thickness.

**OPTIONS AVAILABLE**

ORDER CODE	DESCRIPTION	PART NO.
T	ABS (100 Teeth)	51048





# SECTION 3

## Truck Products

Drive Axle Applications

**Notes:**

**SECTION 3A**  
**TRUCK PRODUCTS - DRIVE AXLE APPLICATIONS**  
**HUBS FOR FN (PILOT MOUNT) MOUNTING SYSTEMS**

<b>Part No.</b>	<b>Page</b>	<b>Part No.</b>	<b>Page</b>
2606.....	48	2639.....	56
2608.....	49	2643.....	57
2610.....	50	2651.....	58
2614.....	51	2653.....	59
2618.....	52	2673.....	60
2633.....	53	2723.....	61
2635.....	54	2760.....	62
2638.....	55	2769.....	63

# INDEX BY AXLE MANUFACTURER TRUCK (DRIVE AXLE) APPLICATIONS HUBS FOR FN (PILOT MOUNT) MOUNTING SYSTEM

Axle Manufacturer	Axle Model	Webb Axle Group	Bearing Cup	
			Outer	Inner
ArvinMeritor	(Long Drive "R" Series) RS-21-145, RS-21-160, RS-21-230, RS-23-160, RS-23-161, RS-23-186, RS-23-240, RS-23-380, RS-25-160, RS-26-185, RS-26-380, RS-40-145, RT-40-145, RT-44-145, RT-46-160, RT-46-164, RT-50-160, RT-52-185, RT-52-380,	21	572	592A
	("L" Series) FL-100, RS-17-140, RS-17-145, RS-17-220, RT-34-145	22	39520	47620
	(Short Drive "R" Series) RS-21-145, RS-21-160, RS-21-230, RS-23-160, RS-23-161, RS-23-186, RS-23-240, RS-23-380, RS-25-160, RS-26-185, RS-26-380, RS-40-145, RT-40-145, RT-44-145, RT-46-160, RT-46-164, RT-50-160, RT-52-185, RT-52-380	23	572	592A
	("U" Series) RS-30-185, RS-30-380, RT-58-185, RT-58-380	24	742	772
	RS-15-120	29	3920	33462
Dana Spicer (Eaton)	(Long Drive) 21060S, 21060T, 22060S, 22060T, 23082T, 26082T, D40-170, D46-170, D46-590P, D50-170, D52-190, D-52-590P, DS404, DS405, DSH40, DSH44, DST40, DST41, DT463-P, DT521-P, S21-170, S23-170, S23-190, S23-590, S25-170, S26-190, S26-590, T69-170HP, T78-190P, T78-590P	21	572	592A
	17060S, 19060S, 19060T, DS344	22	39520	47620
	(Short Drive) 21060S, 21060T, 22060S, 22060T, 23082T, 26082T, D40-170, D46-170, D46-590P, D50-170, D52-190, D52-590P, DS404, DS405, DSH40, DSH44, DST40, DST41, DT463-P, DT521-P, S21-170, S23-170, S23-190, S23-590, S25-170, S26-190, S26-590, T69-170HP, T78-190P, T78-590P	23	572	592A
	DS/DP581	24	742	772
	S-110, S-130	28	39520	33462
	S-110, S-130	29	3920	33462
("W" Series Axle)	30	6535	772	

**See Page 45 for Products Available Listing**

# PRODUCTS AVAILABLE (BY WEBB AXLE GROUP)

Axle Group	Part No.	Description	Spec Page
21 (Long Drive)	2635	Hub 10 Stud - 13.189 (335MM) BC (M22 x 1.5 Stud) .62 Drive Studs Uses Outboard Drum - 11.25" Pilot	54
	2643	Hub 10 Stud-11.25 (285.75MM) BC (M22 x 1.5 Stud) .62 Drive Studs Uses Outboard Drums-8.78" Pilot	57
	2673	Hub 10 Stud 11.25 (285.75MM) BC (M22 x 1.5 Stud) .62 Drive Studs Uses Disc Brake Rotor	60
22	2614	Hub 10 Stud-11.25 (285.75MM) BC (M22 x 1.5 Stud) .50 Drive Studs Uses Outboard Drums-8.78" Pilot	51
	2618	Hub 8 Stud-10.827 (275MM) BC (M22 x 1.5 Stud) .50 Drive Studs Uses Outboard Drums-9.00" Pilot	52
23 (Short Drive)	2633	Hub 10 Stud-13.189 (335MM) BC (M22 x 1.5 Stud) .75 Drive Studs Uses Outboard Drums-11.25" Pilot	53
	2651	Hub 10 Stud-11.25 (285.75MM) BC (M22 x 1.5 Stud) .75 Drive Studs Uses Outboard Drums - 8.78" Pilot	58
	2653	Hub 10 Stud-11.25 (285.75MM) BC (M22 x 1.5 Stud) .75 Drive Studs Uses Outboard Drums - 8.78" Pilot	59
24	2723	Hub 10 Stud-11.25 (285.75MM) BC (M22 x 1.5 Stud) .62 Drive Studs Uses Outboard Drums-8.78" Pilot	61
28	2606	Hub 8 Stud - 10.827 (275MM) BC (M22 x 1.5 Stud) .56 Drive Studs Uses Disc Brake Rotor	48
29	2608	Hub 8 Stud - 10.827 (275MM) BC (M22 x 1.5 Stud) .50 Drive Studs Uses Outboard Drum - 9.00" Pilot	49
	2610	Hub 10 Stud-11.25 (285.75MM) BC (M22 x 1.5 Stud) .50 Drive Studs Uses Outboard Drums-8.78" Pilot	50
	2638	Hub 8 Stud - 10.287 (275MM) BC (M22 x 1.5 Stud) .50 Drive Stud Uses Disc Brake Rotor	55
	2639	Hub 10 Stud - 11.25 (285.75MM) BC (M22 x 1.5 Stud) .50 Drive Stud Uses Disc Brake Rotor	56
30	2760	Hub 10 Stud - 11.25 (285.75MM) BC (M22 x 1.5 Stud) .62 Drive Stud Uses Outboard Drums-8.78" Pilot	62
	2769	Hub 10 Stud - 13.189 (335MM) BC (M22 x 1.5 Stud) .62 Drive Stud Uses Outboard Drums-11.25" Pilot	63

# INDEX BY BEARING COMBINATION (TRUCK DRIVE AXLE APPLICATIONS) HUBS FOR FN (PILOT MOUNT) MOUNTING SYSTEM

Bearings				Webb Axle Group	Webb Part Number	Description	Drive Stud Dia.	Spec Page
Outer		Inner						
Cup	Cone	Cup	Cone					
572	580	592A	598A or 594A	21 (Long Drive)	2635	Hub 10 Stud - 13.189 (335MM) BC (M22 x 1.5 Stud) Uses Outboard Drum - 11.25" Pilot	.62"	54
					2643	Hub 10 Stud-11.25 (285.75MM) BC (M22 x 1.5 Stud) Uses Outboard Drums-8.78" Pilot	.62"	57
					2673	Hub 10 Stud 11.25 (285.75MM) BC (M22 x 1.5 Stud) Uses Disc Brake Rotor	.62"	60
39520	39590	47620	47686	22	2614	Hub 10 Stud-11.25 (285.75MM) BC (M22 x 1.5 Stud) Uses Outboard Drums-8.78" Pilot	.50"	51
					2618	Hub 8 Stud-10.827 (275MM) BC (M22 x 1.5 Stud) Uses Outboard Drums-9.00" Pilot	.50"	52
572	580	592A	598A or 594A	23 (Short Drive)	2633	Hub 10 Stud-13.189 (335MM) BC (M22 x 1.5 Stud) Uses Outboard Drums-11.25" Pilot	.75"	53
					2651	Hub 10 Stud-11.25 (285.75MM) BC (M22 x 1.5 Stud) Uses Outboard Drums-8.78" Pilot	.75"	58
					2653	Hub 10 Stud-11.25 (285.75MM) BC (M22 x 1.5 Stud) Uses Outboard Drums-8.78" Pilot	.75"	59
742	749	772	782	24	2723	Hub 10 Stud-11.25 (285.75MM) BC (M22 x 1.5 Stud) Uses Outboard Drums-8.78" Pilot	.62"	61
39520	39585	33462	33287	28	2606	Hub 8 Stud - 10.827 (275MM) BC (M22 x 1.5 Stud) Uses Disc Brake Rotor	.56"	48
3920	3982	33462	33287	29	2608	Hub 8 Stud - 10.827 (275MM) BC (M22 x 1.5 Stud) Uses Outboard Drum - 9.00" Pilot	.50"	49
					2610	Hub 10 Stud-11.25 (285.75MM) BC (M22 x 1.5 Stud). Uses Outboard Drums-8.78" Pilot	.50"	50
					2638	Hub 8 Stud - 10.827 (275MM) BC (M22 x 1.5 Stud) Uses Disc Brake Rotor	.50"	55
					2639	Hub 10 Stud - 11.25 (285.75MM) BC (M22 x 1.5 Stud) Uses Disc Brake Rotor	.50"	56
6535	6580	772	782	30	2760	Hub 10 Stud - 11.25 (285.75MM) BC (M22 x 1.5 Stud) Uses Outboard Drums-8.78" Pilot	.62"	62
					2769	Hub 10 Stud - 13.189 (335MM) BC (M22 x 1.5 Stud) Uses Outboard Drums-11.25" Pilot	.62"	63

# ORDERING INSTRUCTIONS FOR HUBS WITH FN ATTACHING PARTS (FOR USE WITH PILOT MOUNT DISC WHEELS) TRUCK DRIVE APPLICATIONS

**NOTE:** When hub to be used is determined, refer to the Specification Page of the hub part number for codes required for assembly part number. All information needed to arrive at assembly part number is shown on the Specification Page. Feel free to contact our sales or engineering department with any questions.

## Examples Of Assembly Part Numbers:

Part No.	Description	Part No.	Description
26435--3	Hub With Bearing Cups Less Brake Drum Less Flange Nuts With Right Hand Threaded Studs.	26435RH3	Hub With Bearing Cups, Brake Drum, Right Hand Threaded Studs.

## Example Assembly Part Number Breakdown:

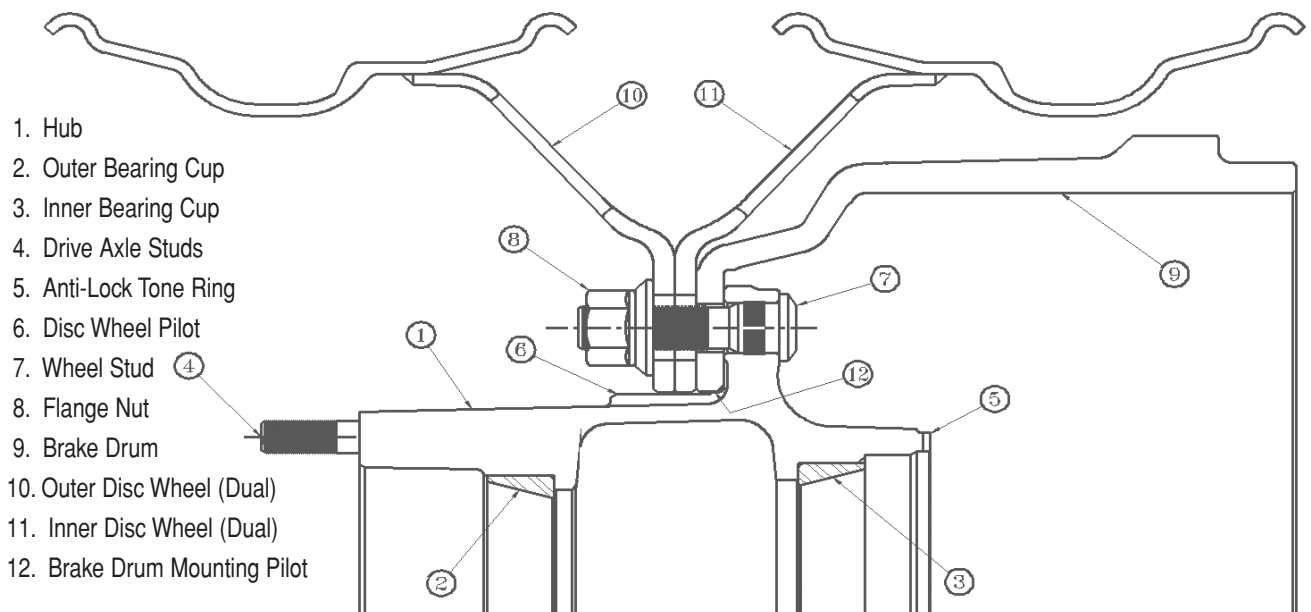
HUB PART NUMBER	BEARING CUP CODE	BRAKE DRUM CODE	PARTS CODE	OPTIONS CODE
2643	5	RH	3	

SHOWN UNDER BEARING INFORMATION AT TOP OF SPECIFICATION PAGE.

BRAKE DRUM SIZES AVAILABLE ARE SHOWN IN COLUMN K UNDER BRAKE DRUM INFORMATION. SELECT THE DRUM CODE FOR THE SIZE REQUIRED FROM COLUMN J UNDER ORDER CODE.

REFER TO WHEEL FASTENER INFORMATION. DETERMINE PARTS CODE BY SELECTING THE SPECIFIC DISC-WHEEL TIRE APPLICATION AND BRAKE DRUM COMBINATION YOU PLAN TO USE. APPLICABLE PARTS CODES ARE SHOWN ON THE SAME LINE.

SEE OPTIONS AVAILABLE AT BOTTOM OF SPECIFICATION PAGE FOR CODE. IF MORE THAN ONE OPTION IS REQUIRED, CONTACT OUR SALES OR ENGINEERING DEPARTMENT FOR CODES.



See Page 47 for Ordering Instructions

## TRUCK DRIVE AXLE APPLICATIONS

**DESCRIPTION:** 8 Stud Hub w/10.827 (275MM) Dia. Bolt Circle  
 Uses Disc Brake Rotor - (M22 x 1.5) Serrated Stud  
 ABS Applications Only

### WEBB AXLE GROUP 28

**Dana Spicer (Eaton):** S-110, S-130

### Bearing Information (Webb Axle Group #28)

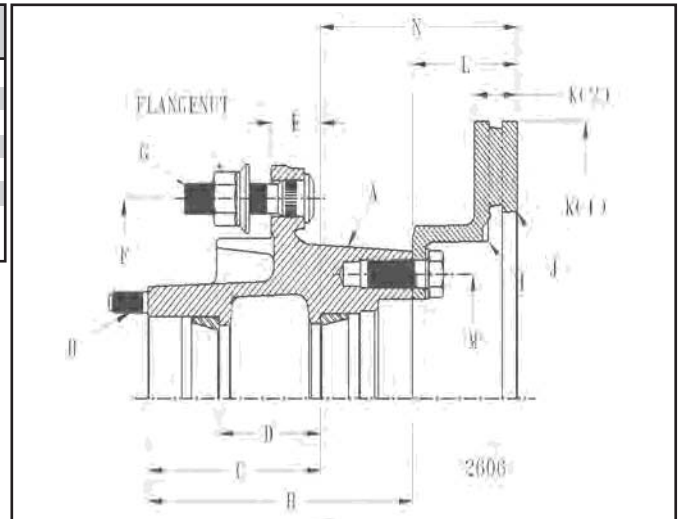
Outer Bearing Cup	39520	←	Cup Code 5-General
Cone	39585		
Inner Bearing Cup	33462	←	Cup Code 1-Timken
Cone	33287		

**Wt: 60 LBS**

**Specification Information** (Hub, Cups, Studs for Steel Disc Wheels)

**Hub Dynamic Capacity: 8,000 lbs.**

Drawing Reference	Item	Dimension
B	Overall Length	8.84
C	Outer Hubcap Face to Inner Brg. Cup Seat	5.76
D	Distance Between Cups	3.38
E	Inner Cup to Mounting Face	1.64
F	Bolt Circle Diameter	10.827 (275MM)
G	Wheel Stud Qty./Thread Diameter	(8) M22 x 1.5
H	Drive Stud Pattern	8 Studs 0.56 Dia. 5.219 Dia. Bolt Circle



**Assembly Drawing**

### I. ABS

**Rotor has ABS Teeth**  
**Pitch Diameter: 8.96**  
**Cup Seat to ABS Teeth Face Dimension: 5.61**

### Rotor Information Drawing Reference

J			Special Information	K		L	M	N
Part No.	Rotor Order Code	Est Wt.		Rotor Size (1) Dia.	Rotor Size (2) Width	Rotor Overall Depth	Rotor Bolt Circle	Cup to End of Rotor
54770F-65*	XU	40	ABS Rotor	15.00	1.435	3.50	6.75	6.58

### Wheel Fastener Information (See Pages 100 through 102 for Component Specifications)

Disc Wheel	Tire App.	Rotor Type	Stud (RH)	Color	Flange Nut	Stud Stand Out	Order Code For Flange Nuts	
							Installed	Less
Steel	Dual	HAT	101162	Black	179935	2.90	4	3
Aluminum	Dual	HAT	101160	Black	179935	3.81	6	5
1-Steel/1-Alum	Dual	HAT	101161	Black	179935	3.22	8	7

### COMPONENT PARTS

Rotor Mounting Bolt	QTY: 6	P/N: 87511 (Thread Diameter: 3/4"-10)
Rotor Mounting Bolt Washer	QTY: 6	P/N: 257
Drive Stud	QTY: 8	P/N: 156226 (9/16"-18)

### SPECIAL NOTES:

This hub designed for dual wheel mounting or single wheels with 1/2" maximum offset.  
 \*-65 rotor is coated Magni B09H for ABS corrosion protection.



# HUB SPECIFICATIONS

# 2608

See Page 47 for Ordering Instructions

**DESCRIPTION:** 8 Stud Hub w/10.827 (275MM) Dia. Bolt Circle  
 Uses Outboard Drum - (M22 x 1.5) Serrated Stud  
 ABS Applications Only

## TRUCK DRIVE AXLE APPLICATIONS WEBB AXLE GROUP 29

ArvinMeritor: RS-15-120  
 Dana Spicer (Eaton): S-110, S-130

### Bearing Information (Webb Axle Group #29)

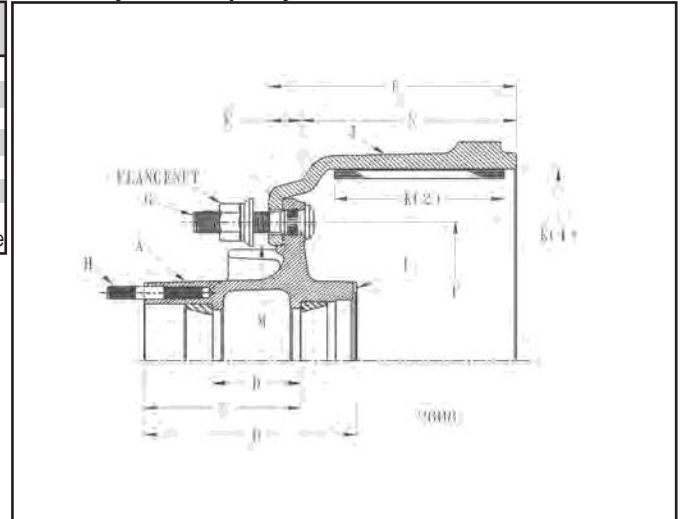
Outer Bearing Cup	3920	←	Cup Code 1-Timken Only
Cone	3982		
Inner Bearing Cup	33462	←	
Cone	33287		

**Wt: 48 LBS**

### Specification Information (Hub, Cups, Studs for Steel Disc Wheels)

**Hub Dynamic Capacity: 7,500 lbs.**

Drawing Reference	Item	Dimension
B	Overall Length (with ABS Teeth)	7.54
C	Outer Hubcap Face to Inner Brg. Cup Seat	5.56
D	Distance Between Cups	3.14
E	Inner Cup to Mounting Face	1.15
F	Bolt Circle Diameter	10.827 (275MM)
G	Wheel Stud Qty./Thread Diameter	(8) M22 x 1.5
H	Drive Stud Pattern	8 Studs 0.50 Dia. 5.312 Dia. Bolt Circle



Assembly Drawing

**I. ABS** (See Options Available for Order Code)  
**Part Number:** Hub may have Direct Machined ABS teeth or it may come with a 51296 press on ring.  
**Pitch Diameter:** 5.71  
**Cup Seat to Face Dimension:** 1.98

### Brake Drum Information Drawing Reference

J Brake Drum			Special Information	K Brake Size		L Drum Overall Depth	M Drum Pilot Dia.	N Cup to End of Drum
Part No.	Order Code	Est Wt.		(1) Dia.	(2) Width			
66830B	DS	81	0.50 Back Plate Thickness	15.00	6.00	8.79	9.00	7.64

### Wheel Fastener Information (See Pages 100 through 102 for Component Specifications) CHECK DISC WHEEL THICKNESS BEFORE ORDERING

Disc Wheel	Tire App.	Total Disc Wheel Thickness	Drum Type	Stud (RH)	Color	Flange Nut	Stud Stand Out	Order Code For Flange Nuts	
								Installed	Less
Steel	Dual	.75 to 1.00	CAST	101162	Black	179935	2.71	4	3
Aluminum	Dual	1.68 to 2.00	CAST	101160	Black	179935	3.62	6	5

### COMPONENT PARTS

Drive Stud QTY: 8 P/N: 152030 (1/2"-20)

### SPECIAL NOTES:

This hub designed for dual wheel mounting or single wheels with 1/2" maximum offset.

**Stud Standout (Cast Drums):** Dimensions shown are for brake drums having (.50) back plate thickness.

### OPTIONS AVAILABLE

ORDER CODE	DESCRIPTION	PART NO.
T	DMABS (100 Teeth)	N/A
	ABS (100 Teeth) Tone ring	51296

See Page 47 for Ordering Instructions

**DESCRIPTION:** 10 Stud Hub w/11.25 (285.75MM) Dia. Bolt Circle  
 Uses Outboard Drum - (M22 x 1.5) Serrated Stud  
 ABS Applications Only

## TRUCK DRIVE AXLE APPLICATIONS WEBB AXLE GROUP 29

**ArvinMeritor:** RS-15-120  
**Dana Spicer (Eaton):** S-110, S-130

### Bearing Information (Webb Axle Group #29)

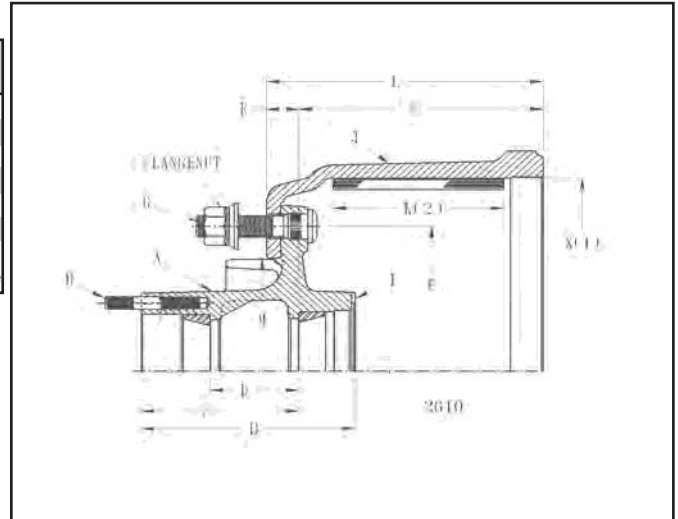
Outer Bearing Cup	3920	←	Cup Code 1-Timken Only
Cone	3982		
Inner Bearing Cup	33462	←	
Cone	33287		

**Wt: 50 LBS**

### Specification Information (Hub, Cups, Studs for Steel Disc Wheels)

Drawing Reference	Item	Dimension
B	Overall Length (with ABS Teeth)	7.54
C	Outer Hubcap Face to Inner Brg. Cup Seat	5.56
D	Distance Between Cups	3.14
E	Inner Cup to Mounting Face	1.15
F	Bolt Circle Diameter	11.25 (285.75MM)
G	Wheel Stud Qty./Thread Diameter	(10) M22 x 1.5
H	Drive Stud Pattern	8 Studs 0.50 Dia. 5.312 Dia. Bolt Circle

**Hub Dynamic Capacity: 7,500 lbs.**



**Assembly Drawing**

### I. ABS

**Part Number:** Hub may have Direct Machined ABS teeth or it may come with a 51296 press on ring.  
**Pitch Diameter:** 5.71  
**Cup Seat to Face Dimension:** 1.98

### Brake Drum Information Drawing Reference

J Brake Drum			Special Information	K Brake Size		L Drum Overall Depth	M Drum Pilot Dia.	N Cup to End of Drum
Part No.	Order Code	Est Wt.		(1) Dia.	(2) Width			
61510B	DK	83	0.50 Back Plate Thickness	15.00	6.00	9.75	8.78	8.60

### Wheel Fastener Information (See Pages 100 through 102 for Component Specifications) CHECK DISC WHEEL THICKNESS BEFORE ORDERING

Disc Wheel	Tire App.	Total Disc Wheel Thickness	Drum Type	Stud (RH)	Color	Flange Nut	Stud Stand Out	Order Code For Flange Nuts	
								Installed	Less
Steel	Dual	.75 to 1.00	CAST	101162	Black	179935	2.53	4	3
Aluminum	Dual	1.68 to 2.00	CAST	101160	Black	179935	3.44	6	5

### COMPONENT PARTS

Drive Stud QTY: 8 P/N: 152030 (1/2"-20)

### SPECIAL NOTES

This hub designed for dual wheel mounting or single wheels with 1/2" maximum offset.

**Stud Standout (Cast Drums):** Dimensions shown are for brake drums having (.50) back plate thickness.

### OPTIONS AVAILABLE

ORDER CODE	DESCRIPTION	PART NO.
T	DMABS (100 Teeth)	N/A
	ABS (100 Teeth) Tone ring	51296

# HUB SPECIFICATIONS

# 2614

See Page 47 for Ordering Instructions

**DESCRIPTION:** 10 Stud Hub w/11.25 (285.75MM) Dia. Bolt Circle  
Uses Outboard Drum - (M22 x 1.5) Serrated Stud

**Bearing Information (Webb Axle Group #22)**

Outer Bearing Cup	39520	←	Cup Code 5-General
Cone	39590		
Inner Bearing Cup	47620	←	Cup Code 1-Timken
Cone	47686		

**Wt: 63 LBS.**  
(Hub, Cups, Studs for Steel Disc Wheels)

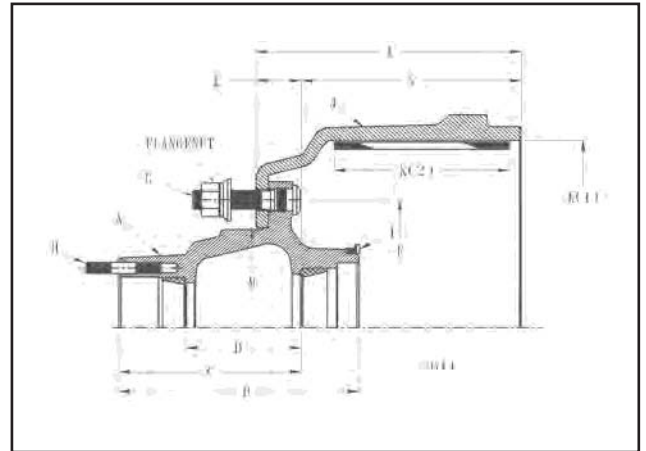
**Specification Information**

Drawing Reference	Item	Dimension
B	Overall Length (with ABS Ring)	9.64
C	Outer Hubcap Face to Inner Brg. Cup Seat	7.31
D	Distance Between Cups	4.62
E	Inner Cup to Mounting Face	
	Cast Drum	1.82
	Steel Shell Drum	1.57
F	Bolt Circle Diameter	11.25 (285.75MM)
G	Wheel Stud Qty./Thread Diameter	(10) M22 x 1.5
H	Drive Stud Pattern	12 Studs 0.50 Dia. 5.25 Dia. Bolt Circle

**TRUCK DRIVE AXLE APPLICATIONS**  
**WEBB AXLE GROUP 22**

**ArvinMeritor:** ("L" Series) FL-100, RS-17-140,  
RS-17-145, RS-17-220, RT-34-145  
**Dana Spicer (Eaton):** 17060S, 19060S, 19060T, DS344

**Hub Dynamic Capacity: 9,500 lbs.**



**Assembly Drawing**

**I. ABS Ring** (See Options Available for Order Code)  
**Part Number:** 51048  
**Pitch Diameter:** 6.93  
**Cup Seat to Face Dimension:** 2.33

**Brake Drum Information**  
**Drawing Reference**

J			Special Information	K		L	M	N
Brake Drum				Brake Size		Drum Overall Depth	Drum Pilot Dia.	Cup to End of Drum
Part No.	Order Code	Est Wt.		(1) Dia.	(2) Width			
66864B	RK	110	0.50 Back Plate Thickness/Heavy Duty Drum	16.50	7.00	10.54	8.78	8.72
66884B	RH	117	0.50 Back Plate Thickness/Extra Heavy Duty Drum	16.50	7.00	10.62	8.78	8.80
66854B	KA	120	0.56 Back Plate Thickness	16.50	8.62	11.46	8.78	9.58

**Wheel Fastener Information (See Pages 100 through 102 for Component Specifications)**  
**CHECK DISC WHEEL THICKNESS BEFORE ORDERING**

Disc Wheel	Tire App.	Total Disc Wheel Thickness	Drum Type	Stud (RH)	Color	Flange Nut	Stud Stand Out	Order Code For Flange Nuts	
								Installed	Less
Steel	Dual	.75 to 1.00	Cast	101162	Black	179935	2.53	4	3
Aluminum	Dual	1.68 to 2.00	Cast	101160	Black	179935	3.44	6	5
1-Steel/1-Alum.	Dual	1.22 to 1.50	Cast	101160	Black	179935	3.44	6	5
Steel	Dual	.75 to 1.00	Steel Shell	101164	Black	179935	2.33	2	1
Aluminum	Dual	1.68 to 2.00	Steel Shell	101161	Black	179935	3.10	8	7
1-Steel/1-Alum.	Dual	1.22 to 1.50	Steel Shell	101162	Black	179935	2.78	4	3
1 1/8" Alum. (Super Single)	Single	1.12	Steel Shell	101162	Black	179935	2.78	4	3

**COMPONENT PARTS:**  
Drive Stud QTY: 11 P/N: 152030 (1/2"-20)

**SPECIAL NOTES: Stud Standout (Cast drums):** Dimensions shown are for brake drums having (.50) back plate thickness. Deduct (.06) from these dimensions when using brake drums having (.56) back plate thickness.

This hub designed for dual wheel mounting or single wheels with 1/2" maximum offset.

OPTIONS AVAILABLE		
ORDER CODE	DESCRIPTION	PART NO.
T	ABS (100 Teeth)	51048

See Page 47 for Ordering Instructions

**DESCRIPTION:** 8 Stud Hub w/10.827 (275MM) Dia. Bolt Circle  
Uses Outboard Drum (M22 x 1.5)-Serrated Stud

**Bearing Information (Webb Axle Group #22)**

Outer Bearing Cup	39520	←	Cup Code 5-General
Cone	39590		
Inner Bearing Cup	47620	←	Cup Code 2-Stemco
Cone	47686		

**TRUCK DRIVE AXLE APPLICATIONS**  
**WEBB AXLE GROUP 22**

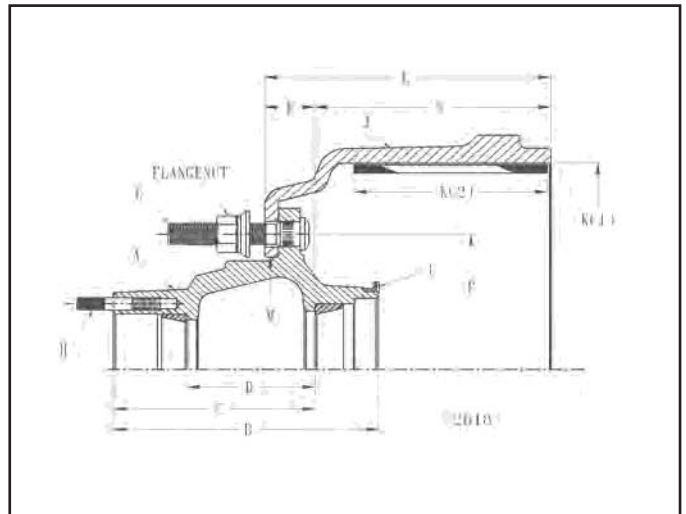
**ArvinMeritor:** ("L" Series) FL-100, RS-17-140,  
RS-17-145, RS-17-220, RT-34-145  
**Dana Spicer (Eaton):** 17060S, 19060S, 19060T, DS344

**Wt: 55 LBS**  
(Hub, Cups, Studs for Steel Disc Wheels)

**Hub Dynamic Capacity: 9,500 lbs.**

**Specification Information**

Drawing Reference	Item	Dimension
B	Overall Length (with ABS Ring)	9.64
C	Outer Hubcap Face to Inner Brg. Cup Seat	7.31
D	Distance Between Cups	4.62
E	Inner Cup to Mounting Face	
	Cast Drum	1.82
	Steel Shell Drum	1.57
F	Bolt Circle Diameter	10.827 (275MM)
G	Wheel Stud Qty./Thread Diameter	(8) M22 x 1.5
H	Drive Stud Pattern	12 Studs 0.50 Dia. 5.25 Dia. Bolt Circle



**I. ABS Ring** (See Options Available for Order Code)  
**Part Number:** 51048  
**Pitch Diameter:** 6.93  
**Cup Seat to Face Dimension:** 2.33

**Assembly Drawing**

**Brake Drum Information**  
**Drawing Reference**

J			Special Information	K		L	M	N
Part No.	Order Code	Est Wt.		Brake Size (1) Dia.	Brake Size (2) Width	Drum Overall Depth	Drum Pilot Dia.	Cup to End of Drum
61989B	PE	103	0.50 Back Plate Thickness/For 19.5" Disc Wheel	15.00	8.62	11.59	9.00	9.77
66875B	RF	121	0.50 Back Plate Thickness/For 19.5" Disc Wheel	16.50	7.00	10.62	9.00	8.80

**Wheel Fastener Information (See Pages 100 through 102 for Component Specifications)**  
**CHECK DISC WHEEL THICKNESS BEFORE ORDERING**

Disc Wheel	Tire App.	Total Disc Wheel Thickness	Drum Type	Stud (RH)	Color	Flange Nut	Stud Stand Out	Order Code For Flange Nuts	
								Installed	Less
Steel	Dual	.75 to 1.00	Cast	101162	Black	179935	2.71	4	3
Aluminum	Dual	1.68 to 2.00	Cast	101160	Black	179935	3.62	6	5
1-Steel/1-Alum.	Dual	1.22 to 1.50	Cast	101160	Black	179935	3.62	6	5
Steel	Dual	.75 to 1.00	Steel Shell	101162	Black	179935	2.96	4	3
Aluminum	Dual	1.68 to 2.00	Steel Shell	101161	Black	179935	3.28	8	7
1-Steel/1-Alum.	Dual	1.22 to 1.50	Steel Shell	101162	Black	179935	2.96	4	3
1 1/8" Alum. (Super Single)	Single	1.12	Steel Shell	101162	Black	179935	2.96	4	3

**COMPONENT PARTS**

Drive Stud Qty: 11 P/N: 152030 (1/2"-20)

**SPECIAL NOTES:**

This hub designed for dual wheel mounting or single wheels with 1/2" maximum offset.  
**Stud Standout (Cast drums):** Dimensions shown are for brake drums having (.50) back plate thickness.

**OPTIONS AVAILABLE**

ORDER CODE	DESCRIPTION	PART NO.
T	ABS (100 Teeth)	51048

# HUB SPECIFICATIONS

# 2633

See Page 47 for Ordering Instructions

**DESCRIPTION:** 10 Stud Hub w/13.189 (335MM) Dia. Bolt Circle  
Uses Outboard Drum (M22 x 1.5) Serrated Stud

### Bearing Information (Webb Axle Group #23)

Outer Bearing Cup	572	←	Cup Code 5-General
Cone	580		Cup Code 2-Stemco
Inner Bearing Cup	592A	←	Cup Code 1-Timken
Cone	598A or 594A		

**Wt: 70 LBS**

### Specification Information (Hub, Cups, Studs for Steel Disc Wheels)

Drawing Reference	Item	Dimension
B	Overall Length (with ABS Ring)	9.23
C	Outer Hubcap Face to Inner Brg. Cup Seat	6.90
D	Distance Between Cups	4.31
E	Inner Cup to Mounting Face	1.81
F	Bolt Circle Diameter	13.189 (335MM)
G	Wheel Stud Qty./Thread Diameter	(10) M22 x 1.5
H	Drive Stud Pattern	8 Studs 0.75 Dia. 7.00 Dia. Bolt Circle

### I. ABS Ring (See Options Available for Order Code)

**Part Number:** 51294

**Pitch Diameter:** 6.90

**Cup Seat to Face Dimension:** 2.33

### Brake Drum Information

#### Drawing Reference

J			Special Information	K		L	M	N
Part No.	Brake Drum Order Code	Est. Wt.		Brake Size (1) Dia.	(2) Width	Drum Overall Depth	Drum Pilot Dia.	Cup to End of Drum
66250B	EJ	116	0.50 Back Plate Thickness/Extra Heavy Duty Drum	16.50	7.00	10.59	11.25	8.78
64053B	JH	163	0.59 Back Plate Thickness/Extra Heavy Duty Drum	16.50	8.62	11.28	11.25	9.38

### Wheel Fastener Information (See Pages 100 through 102 for Component Specifications)

#### CHECK DISC WHEEL THICKNESS BEFORE ORDERING

Disc Wheel	Tire App.	Total Disc Wheel Thickness	Drum Type	Stud (RH)	Color	Flange Nut	Stud Stand Out	Order Code For Flange Nuts	
								Installed	Less
Steel	Dual	.75 to 1.00	Cast	101162	Black	179935	2.53	4	3
Aluminum	Dual	1.68 to 2.00	Cast	101160	Black	179935	3.44	6	5
1-Steel/1-Alum.	Dual	1.22 to 1.50	Cast	101160	Black	179935	3.44	6	5
Steel	Single	.75 to 1.00	Cast	101164	Black	179935	2.08	2	1
Aluminum	Single	1.68 to 2.00	Cast	101162	Black	179935	2.53	4	3

### COMPONENT PARTS

Drive Stud QTY: 8 P/N: 175032 (3/4"-10)

### SPECIAL NOTES:

**Stud Standout (Cast drums):** Dimensions shown are for brake drums having (.50) back plate thickness. Deduct (.09) from these dimensions when using brake drums having (.59) back plate thickness.

This hub designed for dual wheel mounting or single wheels with 1/2" maximum offset.

## TRUCK DRIVE AXLE APPLICATIONS

### WEBB AXLE GROUP 23 (Short Drive)

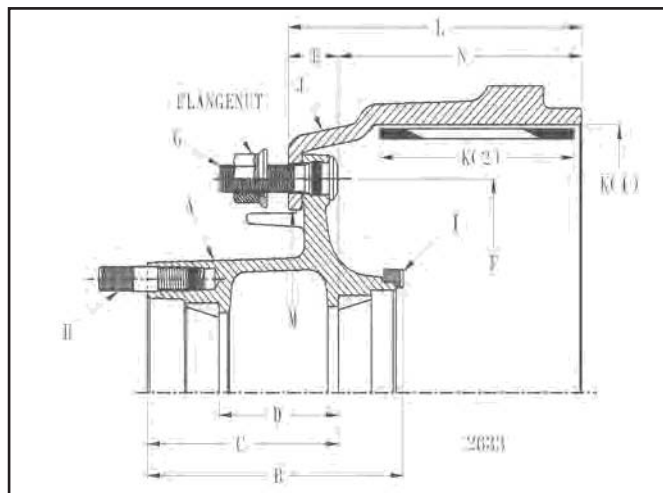
#### ArvinMeritor: (Short Drive "R" Series)

RS-21-145, RS-21-160, RS-21-230, RS-23-160, RS-23-161, RS-23-186, RS-23-240, RS-23-380, RS-25-160, RS-26-185, RS-26-380, RS-40-145, RT-40-145, RT-44-145, RT-46-160, RT-46-164, RT-50-160, RT-52-185, RT-52-380

#### Dana Spicer (Eaton): (Short Drive)

21060S, 21060T, 22060S, 22060T, 23082T, D40-170, D46-170, D46-590P, D50-170, D52-190, D52-590P, DS404, DS405, DSH40, DSH44, DST40, DST41, DT463-P, DT521-P, S21-170, S23-170, S23-190, S23-590, S25-170, S26-190, S26-590, T69-170HP, T78-190P, T78-590P

**Hub Dynamic Capacity: 13,000 lbs.**



Assembly Drawing

OPTIONS AVAILABLE		
ORDER CODE	Description	PART NO.
T	ABS (100 Teeth)	51294

See Page 47 for Ordering Instructions

**DESCRIPTION:** 10 Stud Hub w/13.189 (335MM) Dia. Bolt Circle  
Uses Outboard Drum (M22 x 1.5) Serrated Stud

**Bearing Information (Webb Axle Group #21)**

Outer Bearing Cup	572	←	Cup Code 5-General
Cone	580		
Inner Bearing Cup	592A	←	Cup Code 1-Timken
Cone	598A or 594A		

**Wt: 70 LBS.**

**Specification Information (Hub, Cups, Studs for Steel Disc Wheels)**

Drawing Reference	Item	Dimension
B	Overall Length (with ABS Teeth)	10.08
C	Outer Hubcap Face to Inner Brg. Cup Seat	7.75
D	Distance Between Cups	4.31
E	Inner Cup to Mounting Face	1.81
F	Bolt Circle Diameter	13.189 (335MM)
G	Wheel Stud Qty./Thread Diameter	(10) M22 x 1.5
H	Drive Stud Pattern	8 Studs 0.62 Dia. 7.00 Dia. Bolt Circle

**TRUCK DRIVE AXLE APPLICATIONS**

**WEBB AXLE GROUP 21 (Long Drive)**

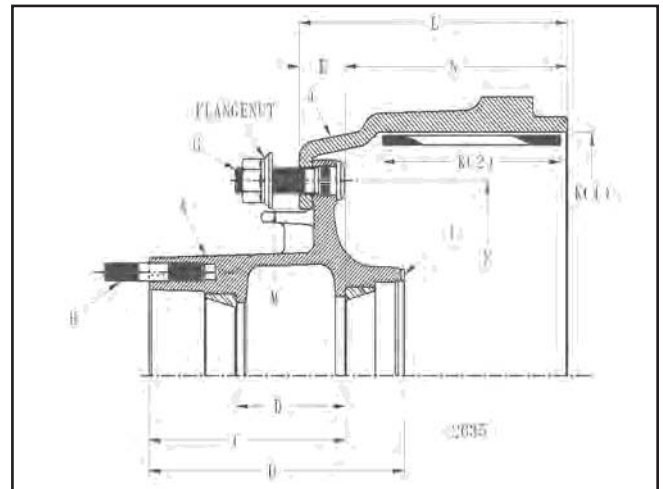
**ArvinMeritor:** (Short Drive "R" Series)

RS-21-145, RS-21-160, RS-21-230, RS-21-160, RS-23-161, RS-23-186, RS-23-240, RS-23-380, RS-25-160, RS-26-185, RS-26-380, RS-40-145, RT-40-145, RT-44-145, RT-46-160, RT-46-164, RT-50-160, RT-52-185, RT-52-380

**Dana Spicer (Eaton):** (Short Drive)

21060S, 21060T, 22060S, 22060T, 23082T, D40-170, D46-170, D46-590P, D50-170, D52-190, D52-590P, DS404, DS405, DSH40, DSH44, DST40, DST41, DT463-P, DT521-P, S21-170, S23-170, S23-190, S23-590, S25-170, S26-190, S26-590, T69-170HP, T78-190P, T78-590P

**Hub Dynamic Capacity: 13,000 lbs.**



**Assembly Drawing**

**I. ABS** (See Options Available for Order Code)

**Part Number:** Hub may have Direct Machined ABS teeth or it may come with a 51294 press on ring.

**Pitch Diameter:** 6.90

**Cup Seat to Face Dimension:** 2.33

**Brake Drum Information**

**Drawing Reference**

J			Special Information	K		L	M	N
Part No.	Brake Drum Order Code	Est. Wt.		Brake Size (1) Dia.	(2) Width	Drum Overall Depth	Drum Pilot Dia.	Cup to End of Drum
66250B	EJ	116	0.50 Back Plate Thickness/Extra Heavy Duty Drum	16.50	7.00	10.59	11.25	8.78
64053B	JH	163	0.59 Back Plate Thickness/Extra Heavy Duty Drum	16.50	8.62	11.28	11.25	9.38

**Wheel Fastener Information (See Pages 100 through 102 for Component Specifications)**

**CHECK DISC WHEEL THICKNESS BEFORE ORDERING**

Disc Wheel	Tire App.	Total Disc Wheel Thickness	Drum Type	Stud (RH)	Color	Flange Nut	Stud Stand Out	Order Code For Flange Nuts	
								Installed	Less
Steel	Dual	.75 to 1.00	Cast	101162	Black	179935	2.53	4	3
Aluminum	Dual	1.68 to 2.00	Cast	101160	Black	179935	3.44	6	5
1-Steel/1-Alum.	Dual	1.22 to 1.50	Cast	101160	Black	179935	3.44	6	5
Steel	Single	.75 to 1.00	Cast	101164	Black	179935	2.08	2	1
Aluminum	Single	1.68 to 2.00	Cast	101162	Black	179935	2.53	4	3

**COMPONENT PARTS:**

Drive Stud QTY: 8 P/N: 161832 (5/8"-18)

**SPECIAL NOTES:**

This hub designed for dual wheel mounting or single wheels with 1/2" maximum offset.

**Stud Standout (Cast drums):** Dimensions shown are for brake drums having (.50) back plate thickness. Deduct (.09) from these dimensions when using brake drums having (.59) back plate thickness.

**OPTIONS AVAILABLE**

ORDER CODE	DESCRIPTION	PART NO.
T	DMABS (100 Teeth)	N/A
	ABS (100 Teeth) Tone ring	51294

# HUB SPECIFICATIONS

# 2638

See Page 47 for Ordering Instructions

## TRUCK DRIVE AXLE APPLICATIONS WEBB AXLE GROUP 29

**DESCRIPTION:** 8 Stud Hub w/10.827 (275MM) Dia. Bolt Circle  
Uses Disc Brake Rotor - (M22 x 1.5) Serrated Stud

**ArvinMeritor:** RS-15-20  
**Dana Spicer (Eaton):** S-110, S-130

### Bearing Information (Webb Axle Group #29)

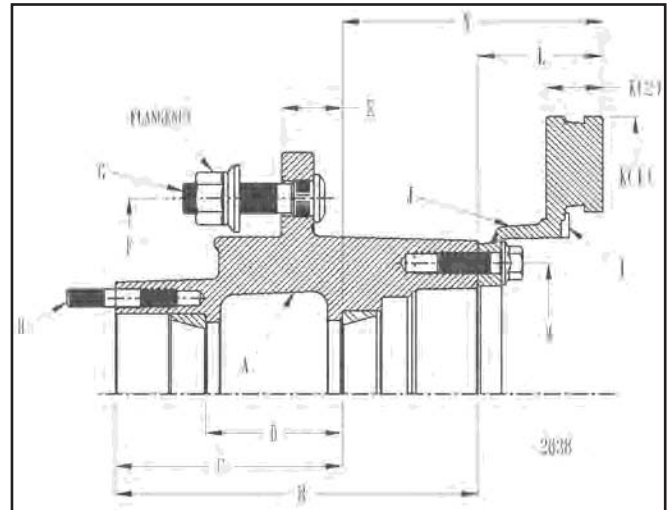
Outer Bearing Cup	3920	←	Cup Code 1-Timken Only
Cone	3982		
Inner Bearing Cup	33462	←	
Cone	33287		

**Wt: 67 LBS**  
(Hub, Cups, Studs for Steel Disc Wheels)

### Specification Information

Drawing Reference	Item	Dimension
B	Overall Length	9.88
C	Outer Hubcap Face to Inner Brg. Cup Seat	6.18
D	Distance Between Cups	3.72
E	Inner Cup to Mounting Face	1.64
F	Bolt Circle Diameter	10.827 (275MM)
G	Wheel Stud Qty./Thread Diameter	(8) M22 x 1.5
H	Drive Stud Pattern	8 Studs 0.50 Dia. 5.31 Dia. Bolt Circle

**Hub Dynamic Capacity: 8,250 lbs.**



**Assembly Drawing**

### I. ABS

**Part Number:** Rotor has ABS Teeth  
**Pitch Diameter:** 9.02  
**Cup Seat to Face Dimension:** 6.18

### Rotor Information

#### Drawing Reference

J			Special Information	K		L	M	N
Part No.	Rotor Order Code	Est Wt.		Rotor Size (1) Dia.	Rotor Size (2) Width	Rotor Overall Depth	Rotor Bolt Circle	Cup to End of Rotor
54775F-65*	XP	43	ABS Rotor	15.38	1.54	3.40	7.25	7.10

### Wheel Fastener Information (See Pages 100 through 102 for Component Specifications)

#### CHECK DISC WHEEL THICKNESS BEFORE ORDERING

Disc Wheel	Tire App.	Rotor Type	Stud (RH)	Color	Flange Nut	Stud Stand Out	Order Code For Flange Nuts	
							Installed	Less
Steel	Single	HAT	101191	Black	179935	2.04	2	1
Steel	Dual	HAT	101164	Black	179935	2.69	4	3
Aluminum	Dual	HAT	101161	Black	179935	3.46	6	5

### SPECIAL NOTES:

This hub designed for dual wheel mounting or single wheels with 1/2" maximum offset.  
\*-65 rotor is coated with Magni B09H for ABS corrosion protection.

See Page 47 for Ordering Instructions

## TRUCK DRIVE AXLE APPLICATIONS WEBB AXLE GROUP 29

**DESCRIPTION:** 10 Stud Hub w/11.25 (285.75MM) Dia. Bolt Circle  
Uses Disc Brake Rotor - (M22 x 1.5) Serrated Stud

ArvinMeritor: RS-15-120  
Dana Spicer (Eaton): S-110, S-130

### Bearing Information (Webb Axle Group #29)

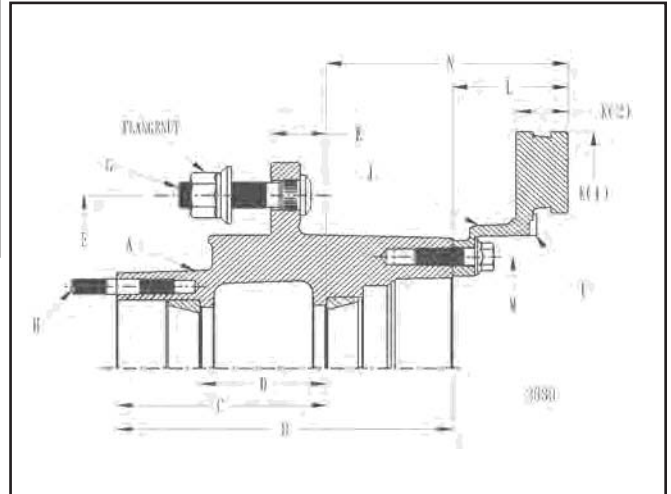
Outer Bearing Cup	3920	←	Cup Code 1- Timken Only
Cone	3982		
Inner Bearing Cup	33462	←	
Cone	33287		

**Wt: 67 LBS**

### Specification Information (Hub, Cups, Studs for Steel Disc Wheels)

Drawing Reference	Item	Dimension
B	Overall Length	9.88
C	Outer Hubcap Face to Inner Brg. Cup Seat	6.18
D	Distance Between Cups	3.72
E	Inner Cup to Mounting Face	1.64
F	Bolt Circle Diameter	11.25 (285.75MM)
G	Wheel Stud Qty./Thread Diameter	(10) M22 x 1.5
H	Drive Stud Pattern	8 Studs 0.50 Dia. 5.31 Dia. Bolt Circle

**Hub Dynamic Capacity: 8,250 lbs.**



**Assembly Drawing**

### I. ABS

**Part Number:** Rotor has ABS Teeth  
**Pitch Diameter:** 9.02  
**Cup Seat to Face Dimension:** 6.18

### Rotor Information Drawing Reference

J			Special Information	K		L	M	N
Part No.	Rotor Order Code	Est. Wt.		Rotor Size (1) Dia.	Rotor Size (2) Width	Rotor Overall Depth	Rotor Bolt Circle	Cup to End of Rotor
54775F-65*	XP	43	ABS Rotor	15.38	1.54	3.40	7.25	7.10

### Wheel Fastener Information (See pages 100 through 102 for Component Specifications)

#### CHECK DISC WHEEL THICKNESS BEFORE ORDERING

Disc Wheel	Tire App.	Rotor Type	Stud (RH)	Color	Flange Nut	Stud Stand Out	Order Code For Flange Nuts	
							Installed	Less
Steel	Single	HAT	101191	Black	179935	2.04	2	1
Steel	Dual	HAT	101164	Black	179935	2.69	4	3
Aluminum	Dual	HAT	101161	Black	179935	3.46	6	5

### SPECIAL NOTES:

This hub designed for dual wheel mounting or single wheels with 1/2" maximum offset.  
\*-65 rotor is coated with Magni B09H for ABS corrosion protection.



# HUB SPECIFICATIONS

# 2643

## TRUCK DRIVE AXLE APPLICATIONS

### WEBB AXLE GROUP 21 (Long Drive)

See Page 47 for Ordering Instructions

**DESCRIPTION:** 10 Stud Hub w/11.25 (285.75MM) Dia. Bolt Circle  
Uses Outboard Drum (M22 x 1.5) Serrated Stud

### Bearing Information (Webb Axle Group #21)

Outer Bearing Cup 572	←	Cup Code 5-General
Cone 580		
Inner Bearing Cup 592A	←	Cup Code 1-Timken
Cone 598A or 594A		

**Wt: 70 LBS**

### Specification Information (Hub, Cups, Studs for Steel Disc Wheels)

Drawing Reference	Item	Dimension
B	Overall Length (with ABS Teeth)	10.08
C	Outer Hubcap Face to Inner Brg. Cup Seat	7.75
D	Distance Between Cups	4.31
E	Inner Cup to Mounting Face	
	Cast Drum	1.81
	Steel Shell Drum	1.56
F	Bolt Circle Diameter	11.25 (285.75MM)
G	Wheel Stud Qty./Thread Diameter	(10) M22 x 1.5
H	Drive Stud Pattern	8 Studs 0.62 Dia. 7.00 Dia. Bolt Circle

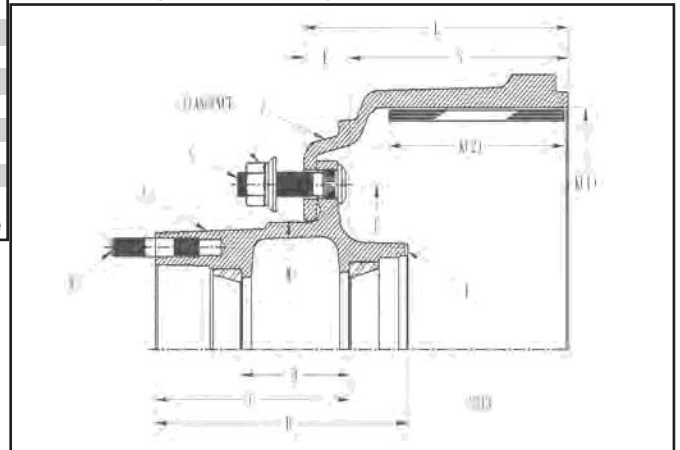
### ArvinMeritor: (Short Drive "R" Series)

RS-21-145, RS-21-160, RS-21-230, RS-23-160,  
RS-23-161, RS-23-186, RS-23-240, RS-23-380,  
RS-25-160, RS-26-185, RS-26-380, RS-40-145,  
RT-40-145, RT-44-145, RT-46-160, RT-46-164,  
RT-50-160, RT-52-185, RT-52-380

### Dana Spicer (Eaton): (Short Drive)

21060S, 21060T, 22060S, 22060T, 23082T, D40-170,  
D46-170, D46-590P, D50-170, D52-190, D52-590P,  
DS404, DS405, DSH40, DSH44, DST40, DST41  
DT463-P, DT521-P, S21-170, S23-170, S23-190,  
S23-590, S25-170, S26-190, S26-590, T69-170HP,  
T78-190P, T78-590P

**Hub Dynamic Capacity: 13,000 lbs.**



**Assembly Drawing**

### I. ABS (See Options Available for Order Code)

**Part Number:** Hub may have Direct Machined ABS Teeth or it may come with a 51294 press on ring.

**Pitch Diameter:** 6.90

**Cup Seat to Face Dimension:** 2.33

### Brake Drum Information

#### Drawing Reference

J			Special Information	K		L	M	N
Brake Drum				Brake Size (1) Dia.	Brake Size (2) Width	Drum Overall Depth	Drum Pilot Dia.	Cup to End of Drum
Part No.	Order Code	Est Wt.						
61991B	PD	118	0.50 Back Plate Thickness/For 19.5" Disc Wheel	15.00	8.62	11.75	8.78	9.94
66661B	MH	128	0.50 Back Plate Thickness/Extra Heavy Duty Drum	16.50	7.00	10.37	8.78	8.56
66864B	RK	110	0.50 Back Plate Thickness/Heavy Duty Drum	16.50	7.00	10.54	8.78	8.73
66884B	RH	117	0.50 Back Plate Thickness/Extra Heavy Duty Drum	16.50	7.00	10.62	8.78	8.81
66800B	LU	123	0.56 Back Plate Thickness	16.50	8.00	11.10	8.78	9.23
66854B	KA	120	0.56 Back Plate Thickness	16.50	8.62	11.46	8.78	9.59
64125B	JB	167	0.56 Back Plate Thickness	16.50	8.62	12.35	8.78	10.48
66665B	DQ	147	0.50 Back Plate Thickness	18.00	7.00	10.37	8.78	8.56

### Wheel Fastener Information (See Pages 100 through 102 for Component Specifications)

#### CHECK DISC WHEEL THICKNESS BEFORE ORDERING

Disc Wheel	Tire App.	Total Disc Wheel Thickness	Drum Type	Stud (RH)	Color	Flange Nut	Stud Stand Out	Order Code For Flange Nuts	
								Installed	Less
Steel	Dual	.75 to 1.00	Cast	101162	Black	179935	2.65	4	3
Aluminum	Dual	1.68 to 2.00	Cast	101160	Black	179935	3.56	6	5
1-Steel/1-Alum.	Dual	1.22 to 1.50	Cast	101160	Black	179935	3.56	6	5
1 1/8" Alum.	Single	1.12	Cast	101162	Black	179935	2.65	4	3
Steel	Dual	.75 to 1.00	Steel Shell	101162	Black	179935	2.90	4	3
Aluminum	Dual	1.68 to 2.00	Steel Shell	101160	Black	179935	3.81	6	5
1-Steel/1-Alum.	Dual	1.22 to 1.50	Steel Shell	101161	Black	179935	3.22	8	7
1 1/8" Alum.	Single	1.12	Steel Shell	101162	Black	179935	2.90	4	3
Super Single									

### COMPONENT PARTS:

Drive Stud QTY: 8 P/N: 161832 (5/8"-18)

### SPECIAL NOTES:

This hub designed for dual wheel mounting or single wheels with 1/2" maximum offset.

**Stud Standout (Cast drums):** Dimensions shown are for brake drums having (.50) back plate thickness. Deduct (.06) from these dimensions when using brake drums having (.56) back plate thickness.

866-824-8753

### OPTIONS AVAILABLE

ORDER CODE	DESCRIPTION	PART NO.
T	DMABS (100 Teeth)	N/A
	ABS (100 Teeth)	51294
	Tone ring	

See Page 47 for Ordering Instructions

**DESCRIPTION:** 10 Stud Hub w/11.25 (285.75MM) Dia. Bolt Circle  
Uses Outboard Drum (M22 x 1.5) Serrated Stud

**Bearing Information (Webb Axle Group #23)**

Outer Bearing Cup	572	←	Cup Code 5-General
Cone	580		
Inner Bearing Cup	592A	←	Cup Code 1-Timken
Cone	598A or 594A		

**Wt: 61 LBS**

**Specification Information (Hub, Cups, Studs for Steel Disc Wheels)**

Drawing Reference	Item	Dimension
B	Overall Length (with ABS Teeth)	9.23
C	Outer Hubcap Face to Inner Brg. Cup Seat	6.90
D	Distance Between Cups	4.31
E	Inner Cup to Mounting Face	
	Cast Drum	1.81
	Steel Shell Drum	1.56
F	Bolt Circle Diameter	11.25 (285.75MM)
G	Wheel Stud Qty./Thread Diameter	(10) M22 x 1.5
H	Drive Stud Pattern	8 Studs 0.75 Dia. 7.00 Dia. Bolt Circle

**I. ABS** (See Options Available for Order Code)

**Part Number:** Hub may have Direct Machined ABS Teeth or it may come with a 51294 press on ring.

**Pitch Diameter:** 6.90

**Cup Seat to Face Dimension:** 2.33

**Brake Drum Information**

**Drawing Reference**

**TRUCK DRIVE AXLE APPLICATIONS**

**WEBB AXLE GROUP 23 (Short Drive)**

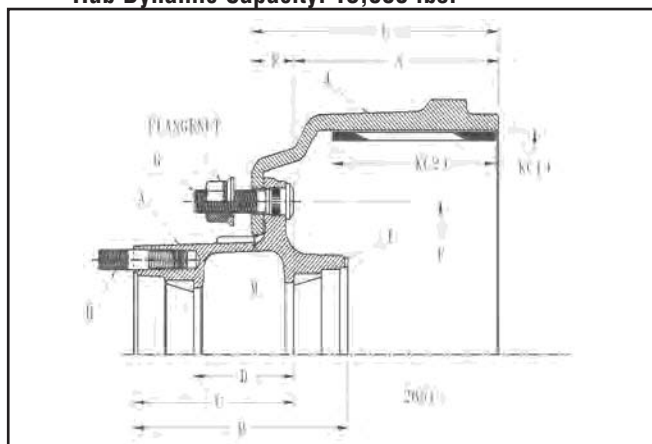
**ArvinMeritor:** (Short Drive "R" Series)

RS-21-145, RS-21-160, RS-21-230, RS-23-160, RS-23-161, RS-23-186, RS-23-240, RS-23-380, RS-25-160, RS-26-185, RS-26-380, RS-40-145, RT-40-145, RT-44-145, RT-46-160, RT-46-164, RT-50-160, RT-52-185, RT-52-380

**Dana Spicer (Eaton):** (Short Drive)

21060S, 21060T, 22060S, 22060T, 23082T, D40-170, D46-170, D46-590P, D50-170, D52-190, D52-590P, DS404, DS405, DSH40, DSH44, DST40, DST41, DT463-P, DT521-P, S21-170, S23-170, S23-190, S23-590, S25-170, S26-190, S26-590, T69-170HP, T78-190P, T78-590P

**Hub Dynamic Capacity: 13,000 lbs.**



**Assembly Drawing**

J Brake Drum			Special Information	K Brake Size		L Drum Overall Depth	M Drum Pilot Dia.	N Cup to End of Drum
Part No.	Order Code	Est Wt.		(1) Dia.	(2) Width			
61991B	PD	118	0.50 Back Plate Thickness/For 19.5" Disc Wheel	15.00	8.62	11.75	8.78	9.94
66661B	MH	128	0.50 Back Plate Thickness/Extra Heavy Duty Drum	16.50	7.00	10.37	8.78	8.56
66864B	RK	110	0.50 Back Plate Thickness/Heavy Duty Drum	16.50	7.00	10.54	8.78	8.73
66884B	RH	117	0.50 Back Plate Thickness/Extra Heavy Duty Drum	16.50	7.00	10.62	8.78	8.81
66800B	LU	123	0.56 Back Plate Thickness	16.50	8.00	11.10	8.78	9.23
66854B	KA	120	0.56 Back Plate Thickness	16.50	8.62	11.46	8.78	9.59
64125B	JB	167	0.56 Back Plate Thickness	16.50	8.62	12.35	8.78	10.48
66665B	DQ	147	0.50 Back Plate Thickness	18.00	7.00	10.37	8.78	8.56

**Wheel Fastener Information (See Pages 100 through 102 for Component Specifications)**

**CHECK DISC WHEEL THICKNESS BEFORE ORDERING**

Disc Wheel	Tire App.	Total Disc Wheel Thickness	Drum Type	Stud (RH)	Color	Flange Nut	Stud Stand Out	Order Code For Flange Nuts	
								Installed	Less
Steel	Dual	.75 to 1.00	Cast	101162	Black	179935	2.53	4	3
Aluminum	Dual	1.68 to 2.00	Cast	101160	Black	179935	3.44	6	5
1-Steel/1-Alum.	Dual	1.22 to 1.50	Cast	101160	Black	179935	3.44	6	5
1 1/8" Alum. Super Single	Single	1.12	Cast	101162	Black	179935	2.53	4	3
Steel	Dual	.75 to 1.00	Steel Shell	101162	Black	179935	2.78	4	3
Aluminum	Dual	1.68 to 2.00	Steel Shell	101160	Black	179935	3.69	6	5
1-Steel/1-Alum.	Dual	1.22 to 1.50	Steel Shell	101162	Black	179935	2.78	4	3
1 1/8" Alum. Super Single	Single	1.12	Steel Shell	101162	Black	179935	2.78	4	3

**COMPONENT PARTS:** Drive Stud QTY: 8 P/N: 175032 (3/4"-10)

**SPECIAL NOTES:**

This hub designed for dual wheel mounting or single wheels with 1/2" maximum offset. Stud stand out (cast drums).

**Stud Standout (Cast drums):** Dimensions shown are for brake drums having (.50) back plate thickness. Deduct (.06) from these dimensions when using brake drums having (.56) back plate thickness.

[www.webbwheel.com](http://www.webbwheel.com)

**OPTIONS AVAILABLE**

ORDER CODE	DESCRIPTION	PART NO.
T	DMABS (100 Teeth)	N/A
	ABS (100 Teeth)	51294
	Tone ring	

# HUB SPECIFICATIONS

# 2653

## TRUCK DRIVE AXLE APPLICATIONS

### WEBB AXLE GROUP 23 (Short Drive)

See Page 47 for Ordering Instructions

**DESCRIPTION:** 10 Stud Hub w/11.25 (285.75MM) Dia. Bolt Circle  
Uses Outboard Drum (M22 x 1.5) Serrated Stud

### Bearing Information (Webb Axle Group #23)

Outer Bearing Cup	572	←	Cup Code 5-General
Cone	580		
Inner Bearing Cup	592A	←	Cup Code 1-Timken
Cone	598A or 594A		

**Wt: 62 LBS**

### Specification Information (Hub, Cups, Studs for Steel Disc Wheels)

Drawing Reference	Item	Dimension
B	Overall Length (with ABS Teeth)	9.23
C	Outer Hubcap Face to Inner Brg. Cup Seat	6.90
D	Distance Between Cups	4.31
E	Inner Cup to Mounting Face	
	Cast Drum	1.81
	Steel Shell Drum	1.56
F	Bolt Circle Diameter	11.25 (285.75MM)
G	Wheel Stud Qty./Thread Diameter	(10) M22 x 1.5
H	Drive Stud Pattern	8 Studs 0.75 Dia. 7.00 Dia. Bolt Circle

- I. ABS** (See Options Available for Order Code)  
**Part Number:** Hub may have Direct Machined ABS Teeth or it may come with a 51294 press on ring.  
**Pitch Diameter:** 6.90  
**Cup Seat to Face Dimension:** 2.33

### Brake Drum Information

#### Drawing Reference

J			Special Information	K		L	M	N
Part No.	Order Code	Est Wt.		Brake Size (1) Dia.	Brake Size (2) Width	Drum Overall Depth	Drum Pilot Dia.	Cup to End of Drum
61991B	PD	118	0.50 Back Plate Thickness/For 19.5" Disc Wheel	15.00	8.62	11.75	8.78	9.94
66661B	MH	128	0.50 Back Plate Thickness/Extra Heavy Duty Drum	16.50	7.00	10.37	8.78	8.56
66864B	RK	110	0.50 Back Plate Thickness/Heavy Duty Drum	16.50	7.00	10.54	8.78	8.73
66884B	RH	117	0.50 Back Plate Thickness/Extra Heavy Duty Drum	16.50	7.00	10.62	8.78	8.81
66800B	LU	123	0.56 Back Plate Thickness	16.50	8.00	11.10	8.78	9.23
66854B	KA	120	0.56 Back Plate Thickness	16.50	8.62	11.46	8.78	9.59
64125B	JB	167	0.56 Back Plate Thickness	16.50	8.62	12.35	8.78	10.48
66665B	DQ	147	0.50 Back Plate Thickness	18.00	7.00	10.37	8.78	8.56

### Wheel Fastener Information (See Pages 100 through 102 for Component Specifications)

#### CHECK DISC WHEEL THICKNESS BEFORE ORDERING

Disc Wheel	Tire App.	Total Disc Wheel Thickness	Drum Type	Stud (RH)	Color	Flange Nut	Stud Stand Out	Order Code For Flange Nuts	
								Installed	Less
Steel	Dual	.75 to 1.00	Cast	101162	Black	179935	2.53	4	3
Aluminum	Dual	1.68 to 2.00	Cast	101160	Black	179935	3.44	6	5
1-Steel/1-Alum.	Dual	1.22 to 1.50	Cast	101160	Black	179935	3.44	6	5
1 1/8" Alum. Super Single	Single	1.12	Cast	101162	Black	179935	2.53	4	3
Steel	Dual	.75 to 1.00	Steel Shell	101162	Black	179935	2.78	4	3
Aluminum	Dual	1.68 to 2.00	Steel Shell	101160	Black	179935	3.69	6	5
1-Steel/1-Alum.	Dual	1.22 to 1.50	Steel Shell	101162	Black	179935	2.78	4	3
1 1/8" Alum. Super Single	Single	1.12	Steel Shell	101162	Black	179935	2.78	4	3

**COMPONENT PARTS:** Drive Stud QTY: 8 P/N: 175032 (3/4"-10)

#### SPECIAL NOTES:

This hub designed for dual wheel mounting or single wheels with 1/2" maximum offset. Stud stand out (cast drums).

**Stud Standout (Cast drums):** Dimensions shown are for brake drums having (.50) back plate thickness. Deduct (.06) from these dimensions when using brake drums having (.56) back plate thickness.

866-824-8753

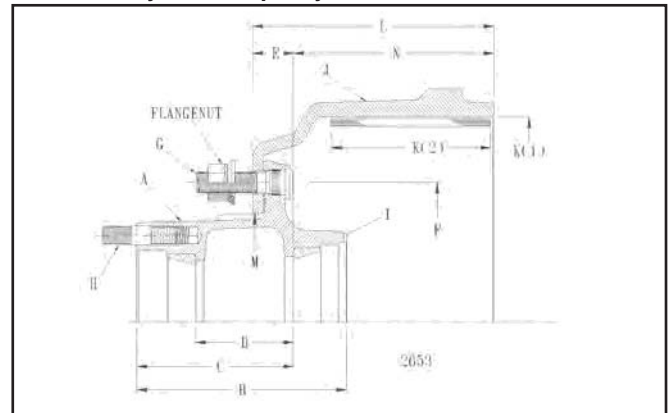
### ArvinMeritor: (Short Drive "R" Series)

RS-21-145, RS-21-160, RS-21-230, RS-23-160, RS-23-161, RS-23-186, RS-23-240, RS-23-380, RS-25-160, RS-26-185, RS-26-380, RS-40-145, RT-40-145, RT-44-145, RT-46-160, RT-46-164, RT-50-160, RT-52-185, RT-52-380

### Dana Spicer (Eaton): (Short Drive)

21060S, 21060T, 22060S, 22060T, 23082T, D40-170, D46-170, D46-590P, D50-170, D52-190, D52-590P, DS404, DS405, DSH40, DSH44, DST40, DST41, DT463-P, DT521-P, S21-170, S23-170, S23-190, S23-590, S25-170, S26-190, S26-590, T69-170HP, T78-190P, T78-590P

### Hub Dynamic Capacity: 13,000 lbs.



Assembly Drawing

### OPTIONS AVAILABLE

ORDER CODE	DESCRIPTION	PART NO.
T	DMABS (100 Teeth)	N/A
	ABS (100 Teeth) Tone ring	51294

See Page 47 for Ordering Instructions

**DESCRIPTION:** 10 Stud Hub w/11.25 (285.75MM) Dia. Bolt Circle  
Uses Disc Brake Rotor (M22 x 1.5) Serrated Stud

**Bearing Information (Webb Axle Group #21)**

Outer Bearing Cup	572	←	Cup Code 5-General
Cone	580		
Inner Bearing Cup	592A	←	Cup Code 1-Timken
Cone	598A or 594A		

**Wt: 64 LBS.**  
**(Hub, Cups, Studs for Steel Disc Wheels)**

**Specification Information**

Drawing Reference	Item	Dimension
B	Overall Length (with ABS Teeth)	10.08
C	Outer Hubcap Face to Inner Brg. Cup Seat	7.75
D	Distance Between Cups	4.31
E	Inner Cup to Mounting Face	1.81
F	Bolt Circle Diameter	11.25 (285.75MM)
G	Wheel Stud Qty./Thread Diameter	(10) M22 x 1.5
H	Drive Stud Pattern	8 Studs 0.62 Dia. 7.00 Dia. Bolt Circle

**AVAILABLE  
AS  
SERVICE  
ASSEMBLY  
ONLY**

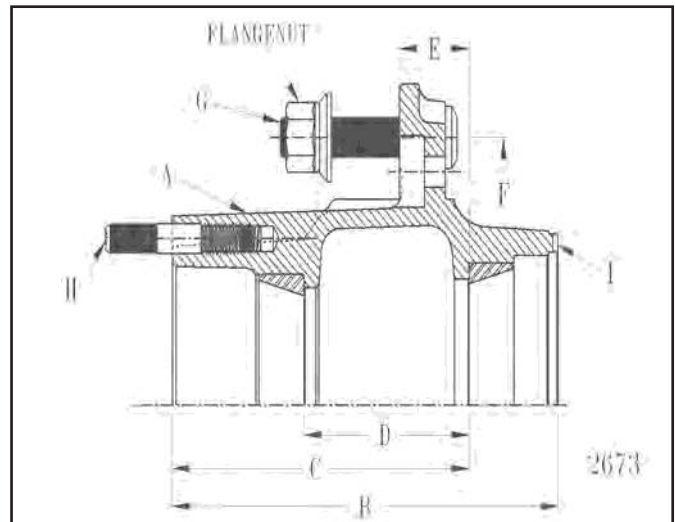
- I. ABS** (See Options Available for Order Code)  
**Part Number:** Hub may have Direct Machined ABS Teeth or it may come with a 51294 press on ring.  
**Pitch Diameter:** 6.90  
**Cup Seat to Face Dimension:** 2.33

**TRUCK DRIVE AXLE APPLICATIONS**

**WEBB AXLE GROUP 21 (Long Drive)**

- ArvinMeritor:** (Short Drive "R" Series)  
RS-21-145, RS-21-160, RS-21-230, RS-23-160, RS-23-161, RS-23-186, RS-23-240, RS-23-380, RS-25-160, RS-26-185, RS-26-380, RS-40-145, RT-40-145, RT-44-145, RT-46-160, RT-46-164, RT-50-160, RT-52-185, RT-52-380
- Dana Spicer (Eaton):** (Short Drive)  
21060S, 21060T, 22060S, 22060T, 23082T, D40-170, D46-170, D46-590P, D50-170, D52-190, D52-590P, DS404, DS405, DSH40, DSH44, DST40, DST41, DT463-P, DT521-P, S21-170, S23-170, S23-190, S23-590, S25-170, S26-190, S26-590, T69-170HP, T78-190P, T78-590P

**Hub Dynamic Capacity: 11,500 lbs.**



**Assembly Drawing**

**Rotor Information  
Drawing Reference**

J			Special Information	K		L	M	N
Part No.	Rotor Order Code	Est Wt.		Rotor Size (1) Dia.	Rotor Size (2) Width	Rotor Overall Depth	Rotor Bolt Circle	Cup to End of Rotor
			AVAILABLE AS SERVICE ASSEMBLY ONLY					

**Wheel Fastener Information (See Pages 100 through 102 for Component Specifications)**

Disc Wheel	Tire App.	Rotor Type	Stud (RH)	Color	Flange Nut	Stud Stand Out	Order Code For Flange Nuts	
							Installed	Less
Steel	Dual	HAT	101162	Black	179935	2.80	4	3
Aluminum	Dual	HAT	101160	Black	179935	3.71	6	5
1-Steel/1-Alum.	Dual	HAT	101161	Black	179935	3.12	8	7
Steel	Single	HAT	101164	Black	179935	2.35	2	1
Aluminum	Single	HAT	101164	Black	179935	2.35	2	1

**COMPONENT PARTS:**

Drive Stud QTY: 8 P/N: 161832 (5/8"-18)

**SPECIAL NOTES:**

This hub designed for dual wheel mounting or single wheels with 1/2" maximum offset.

**OPTIONS AVAILABLE**

ORDER CODE	DESCRIPTION	PART NO.
T	DMABS (100 Teeth) ABS (100 Teeth) Tone ring	N/A 51294

# HUB SPECIFICATIONS

# 2723

See Page 47 for Ordering Instructions

**DESCRIPTION:** 10 Stud Hub w/11.25 (285.75MM) Dia. Bolt Circle  
Uses Outboard Drum (M22 x 1.5) Serrated Stud

**Bearing Information (Webb Axle Group #24)**

Outer Bearing Cup	742	←	Cup Code 1-Timken Only
Cone	749		
Inner Bearing Cup	772	←	
Cone	782		

**Wt: 74 LBS.**  
(Hub, Cups, Studs for Steel Disc Wheels)

**Specification Information**

Drawing Reference	Item	Dimension
B	Overall Length (with ABS Teeth)	11.22
C	Outer Hubcap Face to Inner Brg. Cup Seat	8.67
D	Distance Between Cups	5.44
E	Inner Cup to Mounting Face	2.16
F	Bolt Circle Diameter	11.25 (285.75MM)
G	Wheel Stud Qty./Thread Diameter	(10) M22 x 1.5
H	Drive Stud Pattern	8 Studs 0.62 Dia. 7.00 Dia. Bolt Circle

**I. ABS** (See Options Available for Order Code)  
**Part Number:** 51056  
**Pitch Diameter:** 8.21  
**Cup Seat to Face Dimension:** 2.55

**Brake Drum Information**  
**Drawing Reference**

J Brake Drum			Special Information	K Brake Size		L Drum Overall Depth	M Drum Pilot Dia.	N Cup to End of Drum
Part No.	Order Code	Est Wt.		(1) Dia.	(2) Width			
66661B	MH	128	0.50 Back Plate Thickness/Extra Heavy Duty Drum	16.50	7.00	10.37	8.78	8.21
66854B	KA	120	0.56 Back Plate Thickness	16.50	8.62	11.46	8.78	9.24
66871B	DM	170	0.50 Back Plate Thickness	16.50	10.00	13.19	8.78	11.03
66665B	DQ	147	0.50 Back Plate Thickness	18.00	7.00	10.37	8.78	8.21

**Wheel Fastener Information (See Pages 100 through 102 for Component Specifications)**  
**CHECK DISC WHEEL THICKNESS BEFORE ORDERING**

Disc Wheel	Tire App.	Total Disc Wheel Thickness	Drum Type	Stud (RH)	Color	Flange Nut	Stud Stand Out	Order Code For Flange Nuts	
								Installed	Less
Steel	Dual	.75 to 1.00	Cast	101162	Black	179935	2.53	4	3
Aluminum	Dual	1.68 to 2.00	Cast	101160	Black	179935	3.44	6	5
1-Steel/1-Alum.	Dual	1.22 to 1.50	Cast	101160	Black	179935	3.44	6	5
1 1/8" Alum. Super Single	Single	1.12	Cast	101162	Black	179935	2.53	4	3
Steel	Dual	.75 to 1.00	Steel Shell	101162	Black	179935	2.78	4	3
Aluminum	Dual	1.68 to 2.00	Steel Shell	101160	Black	179935	3.69	6	5
1-Steel/1-Alum.	Dual	1.22 to 1.50	Steel Shell	101162	Black	179935	2.78	4	3
1 1/8" Alum. Super Single	Single	1.12	Steel Shell	101162	Black	179935	2.78	4	3

**COMPONENT PARTS:**

Drive Stud QTY: 8 P/N: 161832 (5/8"-18)

**SPECIAL NOTES:**

This hub designed for dual wheel mounting or single wheels with 1/2" maximum offset.

**Stud Standout (Cast Drums):** Dimensions shown are for brake drum having (.50) back plate thickness. Deduct (.06) from these dimensions for drums having (.56) back plate thickness.

866-824-8753

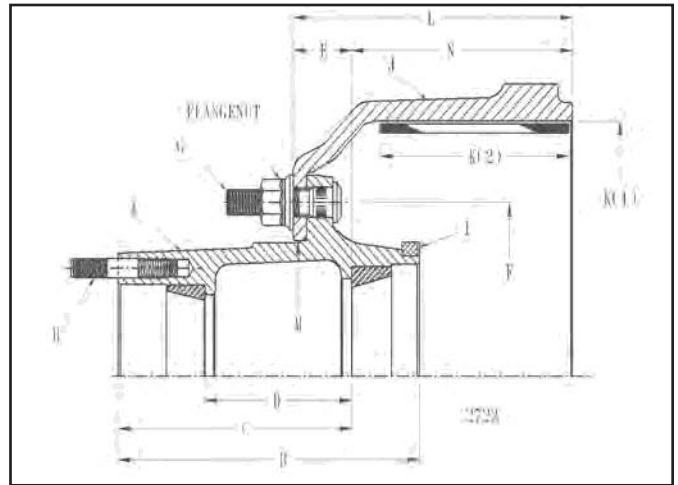
**TRUCK DRIVE AXLE APPLICATIONS**

**WEBB AXLE GROUP 24**

**ArvinMeritor:** ("U" Series) RS-30-185, RS-30-380, RT-58-185, RT-58-380

**Dana Spicer (Eaton):** DS/DP581

**Hub Dynamic Capacity: 16,000 lbs.**



**Assembly Drawing**

OPTIONS AVAILABLE		
ORDER CODE	DESCRIPTION	PART NO.
T	ABS (100 Teeth)	51056

See Page 47 for Ordering Instructions

**DESCRIPTION:** 10 Stud Hub w/11.25 (285.75MM) Dia. Bolt Circle  
Uses Outboard Drum (M22 x 1.5) Serrated Stud

## TRUCK DRIVE AXLE APPLICATIONS WEBB AXLE GROUP 30

Dana: "W" Series Axles

### Bearing Information (Webb Axle Group #30)

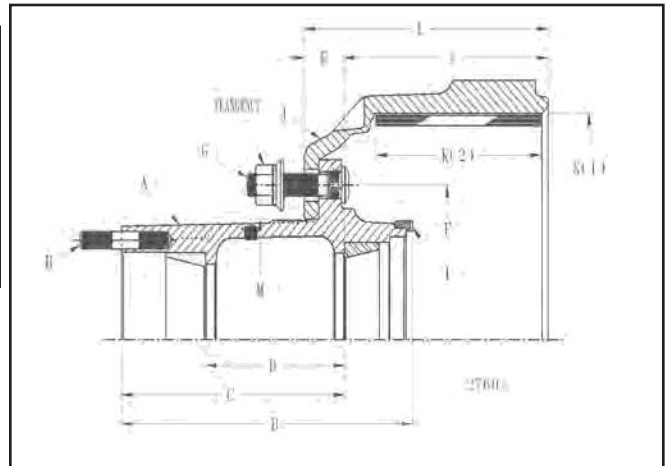
Outer Bearing Cup 6535 ←  
Cone 6580 ← Cup Code 1-Timken Only  
Inner Bearing Cup 772 ←  
Cone 782 ←

**Wt: 82 LBS.**  
(Hub, Cups, Studs for Steel Disc Wheels)

### Specification Information

Drawing Reference	Item	Dimension
B	Overall Length (with ABS Teeth)	12.12
C	Outer Hubcap Face to Inner Brg. Cup Seat	9.48
D	Distance Between Cups	5.90
E	Inner Cup to Mounting Face	1.70
F	Bolt Circle Diameter	11.25 (285.75MM)
G	Wheel Stud Qty./Thread Diameter	(10) M22 x 1.5
H	Drive Stud Pattern	8 Studs 0.62 Dia. 7.25 Dia. Bolt Circle

**Hub Dynamic Capacity: 19,000 lbs.**



Assembly Drawing

**I. ABS** (See Options Available for Order Code)

**Part Number:** 51825

**Pitch Diameter:** 8.25

**Cup Seat to Face Dimension:** 2.9

### Brake Drum Information

#### Drawing Reference

J			Special Information	K		L	M	N
Part No.	Brake Drum Order Code	Est Wt.		Brake Size (1) Dia.	Brake Size (2) Width	Drum Overall Depth	Drum Pilot Dia.	Cup to End of Drum
66660B	MG	129	0.62 Back Plate Thickness	16.50	7.00	10.37	8.78	8.67
66665B	DQ	147	0.50 Back Plate Thickness	18.00	7.00	10.37	8.78	8.79

**Wheel Fastener Information (See Pages 100 through 102 for Component Specifications)**

### CHECK DISC WHEEL THICKNESS BEFORE ORDERING

Disc Wheel	Tire App.	Total Disc Wheel Thickness	Drum Type	Stud (RH)	Color	Flange Nut	Stud Stand Out	Order Code For Flange Nuts	
								Installed	Less
Steel	Dual	.75 to 1.00	Cast	101162	Black	179935	2.53	4	3
Aluminum	Dual	1.68 to 2.00	Cast	101160	Black	179935	3.44	6	5
1-Steel/1-Alum.	Dual	1.22 to 1.50	Cast	101161	Black	179935	2.85	7	8
Steel	Dual	.75 to 1.00	Steel Shell	101162	Black	179935	2.78	4	3
Aluminum	Dual	1.68 to 2.00	Steel Shell	101160	Black	179935	3.69	6	5
1-Steel/1-Alum.	Dual	1.22 to 1.50	Steel Shell	101161	Black	179935	2.78	7	8

### COMPONENT PARTS:

Drive Stud QTY: 8 P/N: 161832 (5/8"-18)

### SPECIAL NOTES:

This hub designed for dual wheel mounting or single wheels with 1/2" maximum offset.

**Stud Standout (Cast Drums):** Dimensions shown are for brake drums having (.50) back plate thickness. Deduct (.12) from these dimensions when using brake drums having (.62) back plate thickness.

OPTIONS AVAILABLE		
ORDER CODE	DESCRIPTION	PART NO.
T	ABS (100 Teeth)	51825
-70	Drilled for oil filter	N/A
-71	Oil fill plug installed	72518

# HUB SPECIFICATIONS

# 2769

See Page 47 for Ordering Instructions

## TRUCK DRIVE AXLE APPLICATIONS WEBB AXLE GROUP 30

**DESCRIPTION:** 10 Stud Hub w/13.189 (355MM) Dia. Bolt Circle  
Uses Outboard Drum (M22 x 1.5) Serrated Stud

Dana: "W" Series Axles

### Bearing Information (Webb Axle Group #30)

Outer Bearing Cup 6535 ←  
Cone 6580  
Inner Bearing Cup 772 ←  
Cone 782

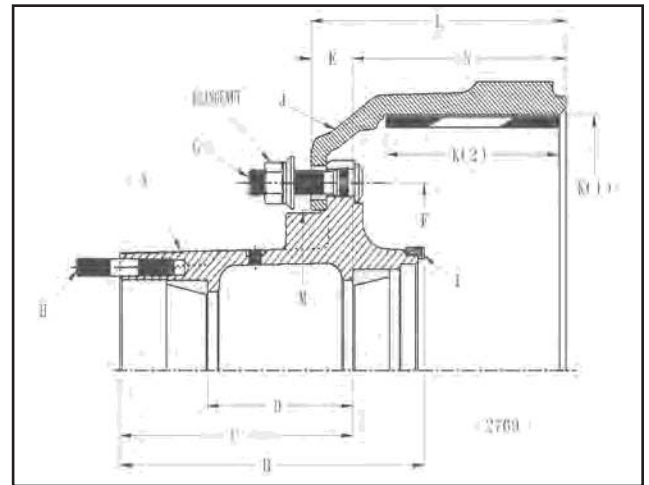
Cup Code 1-Timken Only

**Wt: 93 LBS.**  
(Hub, Cups, Studs for Steel Disc Wheels)

### Specification Information

Drawing Reference	Item	Dimension
B	Overall Length (with ABS Teeth)	12.12
C	Outer Hubcap Face to Inner Brg. Cup Seat	9.48
D	Distance Between Cups	5.90
E	Inner Cup to Mounting Face	1.70
F	Bolt Circle Diameter	13.189 (355MM)
G	Wheel Stud Qty./Thread Diameter	(10) M22 x 1.5
H	Drive Stud Pattern	8 Studs 0.62 Dia. 7.25 Dia. Bolt Circle

Hub Dynamic Capacity: 19,000 lbs.



Assembly Drawing

### I. ABS (See Options Available for Order Code)

**Part Number:** 51825  
**Pitch Diameter:** 8.25  
**Cup Seat to Face Dimension:** 2.9

### Brake Drum Information Drawing Reference

J Brake Drum			Special Information	K Brake Size		L Drum Overall Depth	M Drum Pilot Dia.	N Cup to End of Drum
Part No.	Order Code	Est Wt.		(1) Dia.	(2) Width			
66663B	MF	128	0.50 Back Plate Thickness	16.50	7.00	10.25	11.25	8.67
64058B	BY	168	0.59 Back Plate Thickness	16.50	7.00	11.15	11.15	9.48
61780B	DG	147	0.62 Back Plate Thickness	18.00	8.62	10.37	11.25	8.67

### Wheel Fastener Information (See Pages 100 through 102 for Component Specifications)

#### CHECK DISC WHEEL THICKNESS BEFORE ORDERING

Disc Wheel	Tire App.	Total Disc Wheel Thickness	Drum Type	Stud (RH)	Color	Flange Nut	Stud Stand Out	Order Code For Flange Nuts	
								Installed	Less
Steel	Dual	.75 to 1.00	Cast	101162	Black	179935	2.53	4	3
Aluminum	Dual	1.68 to 2.00	Cast	101198	Black	179935	3.81	6	5
1-Steel/1-Alum.	Dual	1.22 to 1.50	Cast	101161	Black	179935	3.44	7	8
Steel	Dual	.75 to 1.00	Steel Shell	101162	Black	179935	2.78	4	3
Aluminum	Dual	1.68 to 2.00	Steel Shell	101198	Black	179935	4.06	6	5
1-Steel/1-Alum.	Dual	1.22 to 1.50	Steel Shell	101161	Black	179935	2.78	7	8

### COMPONENT PARTS:

Drive Stud QTY: 8 P/N: 161832 (5/8"-18)

### SPECIAL NOTES:

This hub designed for dual wheel mounting or single wheels with 1/2" maximum offset.

**Stud Standout (Cast Drums):** Dimensions shown are for brake drums having (.50) back plate thickness. Deduct (.09) from these dimensions when using brake drums having (.59) back plate thickness. Deduct (.12) from these dimensions when using brake drums having (.62) back plate thickness.

### OPTIONS AVAILABLE

ORDER CODE	DESCRIPTION	PART NO.
T	ABS (100 Teeth)	51825
-70	Drilled for oil filter	N/A
-71	Oil fill plug installed	72518

**Notes:**



**SECTION 3B**  
**TRUCK PRODUCTS - DRIVE AXLE APPLICATIONS**  
**HUBS FOR BSN (BALL SEAT) MOUNTING SYSTEMS**

<b>Part No.</b>	<b>Page</b>
2614 .....	69
2643 .....	70
2723 .....	71

# INDEX BY AXLE MANUFACTURER TRUCK (DRIVE AXLE) APPLICATIONS HUBS FOR BSN (BALL SEAT) MOUNTING SYSTEM

Axle Manufacturer	Axle Model	Webb Axle Group	Bearing Cup	
			Outer	Inner
ArvinMeritor	(Long Drive "R" Series) RS-21-145, RS-21-160, RS-21-230, RS-23-160, RS-23-161, RS-23-186, RS-23-240, RS-23-380, RS-25-160, RS-26-185, RS-26-380, RS-40-145, RT-40-145, RT-44-145, RT-46-160, RT-46-164, RT-50-160, RT-52-185, RT-52-380	21	572	592A
	("L" Series) FL-100, RS-17-140, RS-17-145, RS-17-220, RS-19, RT-34-145	22	39520	47620
	(Short Drive "R" Series) RS-21-145, RS-21-160, RS-21-230, RS-23-160, RS-23-161, RS-23-186, RS-23-240, RS-23-380, RS-25-160, RS-26-185, RS-26-380, RT-40-145, RT-40-145, RT-44-145, RT-46-160, RT-46-164, RT-50-160, RT-52-185, RT-52-380	23	572	592A
	("U" Series) RS-30-185, RS-30-380, RT-58-185, RT-58-380	24	742	772
Dana Spicer (Eaton)	(Long Drive) 21060S, 21060T, 22060S, 22060T, 23082T, 26082T, D40-170, D46-170, D46-590P, D50-170, D52-190, D52-590P, DS404, DS405, DSH40, DSH44, DST40, DST41, DT463-P, DT521-P, S21-170, S23-170, S23-190, S23-590, S25-170, S26-190, S26-590, T69-170HP, T78-190P, T78-590P	21	572	592A
	17060S, 19060S, 19060T, DS344	22	39520	47620
	(Short Drive) 21060S, 21060T, 22060S, 22060T, 23082T, 26082T, D40-170, D46-170, D46-590P, D50-170, D52-190, D52-590P, DS404, DS405, DSH40, DSH44, DST40, DST41, DT463-P, DT521-P, S21-170, S23-170, S23-190, S23-590, S25-170, S26-190, S26-590, T69-170HP, T78-190P, T78-590P	23	572	592A
	DS/DP581	24	742	772

**See Page 67 for Products Available Listing**

# PRODUCTS AVAILABLE (BY WEBB AXLE GROUP)

Axle Group	Part Number	Description	Spec. Page
21	2643	Hub 10 Stud-11.25 BC (3/4"-16 Stud) .62 Drive Studs Uses Outboard Drum-8.78" Pilot	70
22	2614	Hub 10 Stud-11.25 BC (3/4"-16 Stud) .50 Drive Studs Uses Outboard Drums-8.78" Pilot	69
24	2723	Hub 10 Stud-11.25 BC (3/4"-16 Stud) .62 Drive Studs Uses Outboard Drum-8.78" Pilot	71

## INDEX BY BEARING COMBINATION (TRUCK DRIVE AXLE APPLICATIONS) HUBS FOR BSN (BALL SEAT) MOUNTING SYSTEMS

Bearings				Webb Axle Group	Webb Part Number	Description	Drive Stud Dia.	Spec Page
Outer		Inner						
Cup	Cone	Cup	Cone					
572	580	592A	598A or 594A	21	2643	Hub 10 Stud-11.25 BC (3/4"-16 Stud) Uses Outboard Drums-8.78" Pilot	.62"	70
39520	39590	47620	47686	22	2614	Hub 10 Stud-11.25 BC (3/4"-16 Stud) Uses Outboard Drums-8.78" Pilot	.50"	69
742	749	772	782	24	2723	Hub 10 Stud-11.25 BC (3/4"-16 Stud) Uses Outboard Drums-8.78" Pilot	.62"	71

# ORDERING INSTRUCTIONS FOR HUBS WITH BSN ATTACHING PARTS (FOR USE WITH BALL SEAT MOUNT DISC WHEELS) TRUCK DRIVE APPLICATIONS

**NOTE:** When hub to be used is determined, refer to the Specification Page of the hub part number for codes required for assembly part number. All information needed to arrive at assembly part number is shown on the Specification Page. Feel free to contact our sales or engineering department with any questions.

## Examples Of Assembly Part Numbers:

Part No.	Description	Part No.	Description
26435--MR	Hub With Bearing Cups Less Brake Drum Less Cap Nuts With Right Hand Threaded Studs.	26435RKML	Hub With Bearing Cups With Brake Drum With Left Hand Threaded Studs.

## Example Assembly Part Number Breakdown:

HUB PART NUMBER	BEARING CUP CODE	BRAKE DRUM CODE	PARTS CODE	THREAD DIRECTION R=RIGHT L=LEFT	OPTIONS CODE
2643	5	RK	M	L	

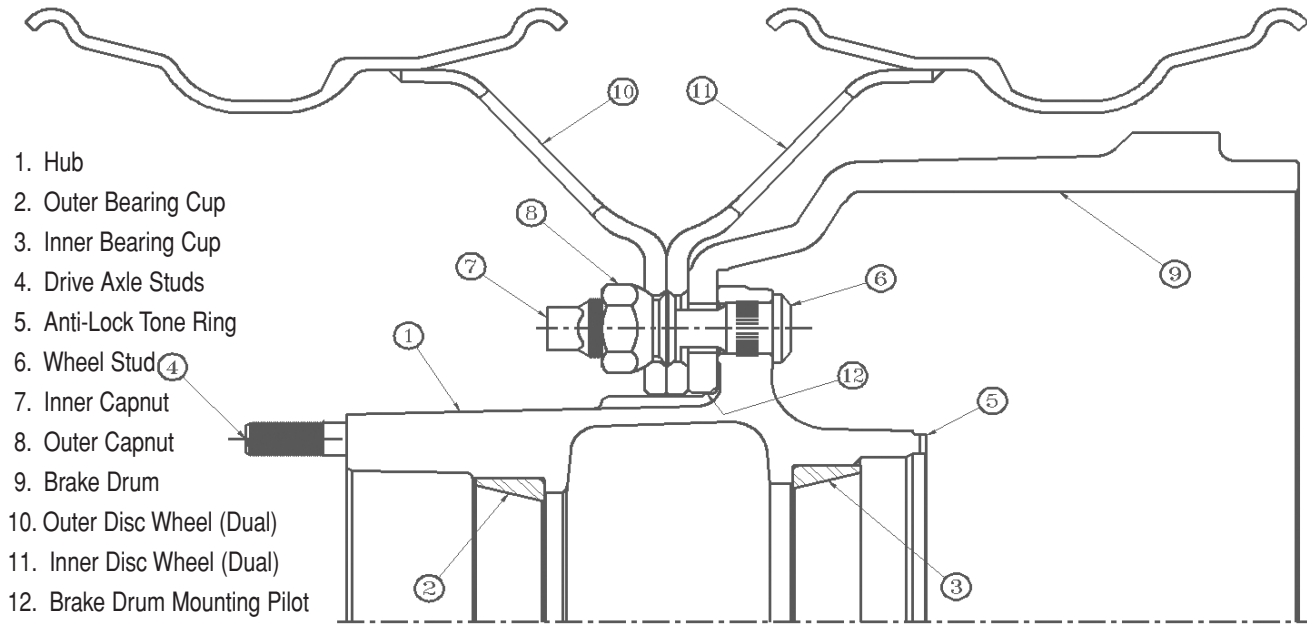
SHOWN UNDER BEARING INFORMATION AT TOP OF SPECIFICATION PAGE.

BRAKE DRUM SIZES AVAILABLE ARE SHOWN IN COLUMN K UNDER BRAKE DRUM INFORMATION. SELECT THE DRUM CODE FOR THE SIZE REQUIRED FROM COLUMN J UNDER ORDER CODE.

REFER TO WHEEL FASTENER INFORMATION. DETERMINE PARTS CODE BY SELECTING THE SPECIFIC DISC-WHEEL TIRE APPLICATION AND BRAKE DRUM COMBINATION YOU PLAN TO USE. APPLICABLE PARTS CODES ARE SHOWN ON THE SAME LINE.

SELECT STUD THREAD DIRECTION.

SEE OPTIONS AVAILABLE AT BOTTOM OF SPECIFICATION PAGE FOR CODE. IF MORE THAN ONE OPTION IS REQUIRED, CONTACT OUR SALES OR ENGINEERING DEPARTMENT FOR CODES.



1. Hub
2. Outer Bearing Cup
3. Inner Bearing Cup
4. Drive Axle Studs
5. Anti-Lock Tone Ring
6. Wheel Stud
7. Inner Capnut
8. Outer Capnut
9. Brake Drum
10. Outer Disc Wheel (Dual)
11. Inner Disc Wheel (Dual)
12. Brake Drum Mounting Pilot

# HUB SPECIFICATIONS

# 2614

See Page 68 for Ordering Instructions

**DESCRIPTION:** 10 Stud Hub w/11.25 Dia. Bolt Circle.  
Uses Outboard Drum-(3/4" -16) Serrated Stud

**Bearing Information (Webb Axle Group #22)**

Outer Bearing Cup	39520	←	Cup Code 5-General
Cone	39590		Cup Code 2-Stemco
Inner Bearing Cup	47620	←	Cup Code 1-Timken
Cone	47686		

**Wt: 61 LBS**  
(Hub, Cups, Studs for Steel Disc Wheels)

**Specification Information**

Drawing Reference	Item	Dimension
B	Overall Length (with ABS Ring)	9.64
C	Outer Hubcap Face to Inner Brg. Cup Seat	7.31
D	Distance Between Cups	4.62
E	Inner Cup to Mounting Face	
	Cast Drum	1.82
	Steel Shell Drum	1.57
F	Bolt Circle Diameter	11.25
G	Wheel Stud Qty./Thread Diameter	(10) 3/4" - 16 Thread
H	Drive Stud Pattern	12 Studs 0.50 Dia. 5.25 Dia. Bolt Circle

**I. ABS Ring** (See Options Available for Order Code)

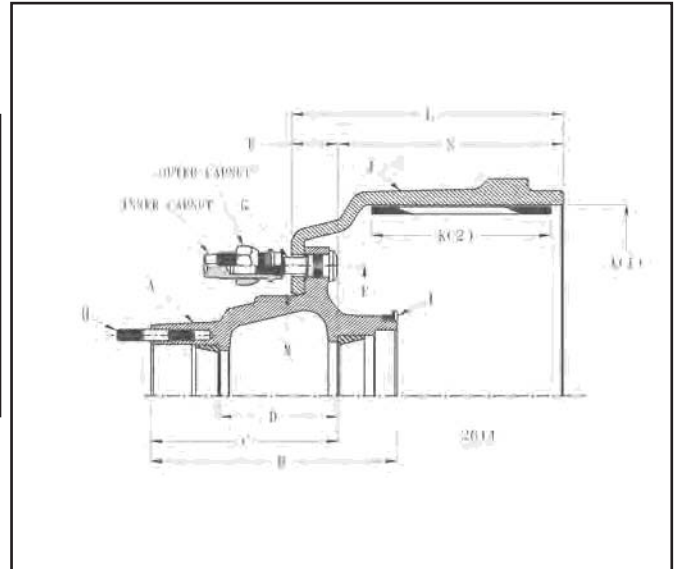
**Part Number:** 51048  
**Pitch Diameter:** 6.93  
**Cup Seat to Face Dimension:** 2.33

**TRUCK DRIVE AXLE APPLICATIONS**  
**WEBB AXLE GROUP 22**

**ArvinMeritor:** ("L" Series) FL-100, RS-17-140,RS-17-145, RS-17-220, RT-34-145

**Dana Spicer (Eaton):** 17060S, 19060S, 19060T, DS344

**Hub Dynamic Capacity: 9,500 lbs.**



**Assembly Drawing**

**Brake Drum Information**  
**Drawing Reference**

J			Special Information	K		L	M	N
Part No.	Brake Drum Order Code	Est Wt.		Brake Size (1) Dia.	(2) Width	Drum Overall Depth	Drum Pilot Dia.	Cup to End of Drum
66864B	RK	110	0.50 Back Plate Thickness/Heavy Duty Drum	16.50	7.00	10.54	8.78	8.72
66884B	RH	117	0.50 Back Plate Thickness/Extra Heavy Duty Drum	16.50	7.00	10.62	8.78	8.80
66854B	KA	120	0.56 Back Plate Thickness	16.50	8.62	11.46	8.78	9.58

**Wheel Fastener Information (See Pages 100 through 102 for Component Specifications)**

Disc Wheel	Tire App.	Drum Type	Stud (RH)	Color	Stud (LH)	Color	RH Cap Nuts		LH Cap Nuts		Stud Stand Out	Cap Nuts Installed	Order Code Less
Steel	Dual	Cast	101172	Black	101173	Green	107082	178910	107083	178921	1.44	A	M
Aluminum	Dual	Cast	101172	Black	101173	Green	105988	178910	105989	178921	1.44	U	M
1-Steel/1-Alum Dual Cast This Disc Wheel Combination not recommended for use with ball seat mount hubs.													
Steel	Dual	Steel Shell	101170	Silver	101171	Yellow	107082	178910	107083	178921	1.38	B	F
Aluminum	Dual	Steel Shell	101170	Silver	101171	Yellow	105988	178910	105989	178921	1.38	Z	F
For Longer Stud Standout (See Special Notes)													
Aluminum	Dual	Cast	101174	Silver	101175	Yellow	105988	178910	105989	178921	1.99	V	T
Aluminum	Dual	Steel Shell	101172	Black	101173	Green	105988	178910	105989	178921	1.69	U	M
1-Steel/1-Alum Dual Steel Shell This Disc Wheel Combination not recommended for use with ball seat mount hubs.													

**Component Parts**

Drive Stud QTY: 12 P/N: 152030 (1/2 - 20 Thread)

**SPECIAL NOTES:**

**Note:** A longer stud standout is not necessary when using grade 8 inner cap nuts with aluminum disc wheels.

This hub designed for dual wheel mounting or single wheels with 1/2" maximum offset.

**Special Notes: Stud Standout (Cast drums):** Dimensions shown are for brake drums having (.50) back plate thickness. Deduct (.06) from these dimensions when using brake drums having (.56) back plate thickness.

OPTIONS AVAILABLE		
ORDER CODE	DESCRIPTION	PART NO.
T	ABS (100 Teeth)	51048
-70	Drilled for oil filler	N/A

See Page 68 for Ordering Instructions

**DESCRIPTION:** 10 Stud Hub w/11.25 Dia. Bolt Circle  
Uses Outboard Drum (3/4" - 16) Serrated Stud

**Bearing Information (Webb Axle Group #21)**



**Wt: 68 LBS**

**Specification Information (Hub, Cups, Studs for Steel Disc Wheels)**

Drawing Reference	Item	Dimension
B	Overall Length (with ABS Teeth)	10.08
C	Outer Hubcap Face to Inner Brg. Cup Seat	7.75
D	Distance Between Cups	4.31
E	Inner Cup to Mounting Face	
	Cast Drum	1.81
	Steel Shell Drum	1.56
F	Bolt Circle Diameter	11.25
G	Wheel Stud Qty./Thread Diameter	(10) 3/4" - 16
H	Drive Stud Pattern	8 Studs 0.62 Dia. 7.00 Dia. Bolt Circle

**I. ABS** (See Options Available for Order Code)

**Part Number:** Hub may have Direct Machined ABS Teeth or it may come with a 51294 press on ring.

**Pitch Diameter:** 6.90

**Cup Seat to ABS Teeth Face Dimension:** 2.33

**Brake Drum Information**  
**Drawing Reference**

J Brake Drum			Special Information	K Brake Size		L Drum Overall Depth	M Drum Pilot Dia.	N Cup to End of Drum
Part No.	Order Code	Est Wt.		(1) Dia.	(2) Width			
61991B	PD	118	0.50 Back Plate Thickness for 19.5" Disc Wheel	15.00	8.62	11.75	8.78	9.94
66661B	MH	128	0.50 Back Plate Thickness/Extra Heavy Duty Drum	16.50	7.00	10.37	8.78	8.56
66864B	RK	110	0.50 Back Plate Thickness/Heavy Duty Drum	16.50	7.00	10.54	8.78	8.73
66884B	RH	117	0.50 Back Plate Thickness/Extra Heavy Duty Drum	16.50	7.00	10.62	8.78	8.81
66800B	LU	123	0.56 Back Plate Thickness	16.50	8.00	11.10	8.78	9.23
66854B	KA	120	0.56 Back Plate Thickness	16.50	8.62	11.46	8.78	9.59
64125B	JB	167	0.56 Back Plate Thickness	16.50	8.62	12.35	8.78	10.48
66665B	DQ	147	0.50 Back Plate Thickness	18.00	7.00	10.37	8.78	8.56

**Wheel Fastener Information (See Pages 100 through 102 for Component Specifications)**

**CHECK DISC WHEEL THICKNESS BEFORE ORDERING**

Disc Wheel	Tire App.	Drum Type	Stud (RH)	Color	Stud (LH)	Color	RH Cap Nuts		LH Cap Nuts		Stud Stand Out	Cap Nuts Installed	Order Code Less
							Inner	Outer	Inner	Outer			
Steel	Dual	Cast	101172	Black	101173	Green	107082	178910	107083	178921	1.56	A	M
Aluminum	Dual	Cast	101172	Black	101173	Green	105988	178910	105989	178921	1.56	U	M
1-Steel/1-Alum.	Dual	Cast	This Disc Wheel combination not recommended for use with ball seat mount hubs										
Steel	Dual	Steel Shell	101170	Silver	101171	Yellow	107082	178910	107083	178921	1.50	B	F
Aluminum	Dual	Steel Shell	101170	Silver	101171	Yellow	105988	178910	105989	178921	1.50	Z	F
For Longer Stud Standout (See Special Notes)													
Aluminum	Dual	Cast	101174	Silver	101175	Yellow	105988	178910	105989	178921	1.86	V	T
Aluminum	Dual	Steel Shell	101172	Black	101173	Green	105988	178910	105989	178921	1.81	U	M
1-Steel/1-Alum.	Dual	Cast	This Disc Wheel combination not recommended for use with ball seat mount hubs										
Steel	Single	Cast	101174	Silver	101175	Yellow		178736		178737	1.86	K	T
Aluminum	Single	Cast	101174	Silver	101175	Yellow		178736		178737	1.86	K	T
Steel/Alum.	Single	Steel Shell	101172	Black	101173	Green		178736		178737	1.81	J	M
11/8" Alum. Super Single	Single	Steel Shell	101174	Silver	101175	Yellow		178736		178737	2.11	K	T

**COMPONENT PARTS:** Drive Stud QTY: 8 P/N: 161832 (5/8" - 18)

**SPECIAL NOTES:** This hub designed for dual wheel mounting or single wheels with 1/2" maximum offset. A longer stud standout is not necessary when using Grade 8 inner cap nuts with aluminum disc wheels.

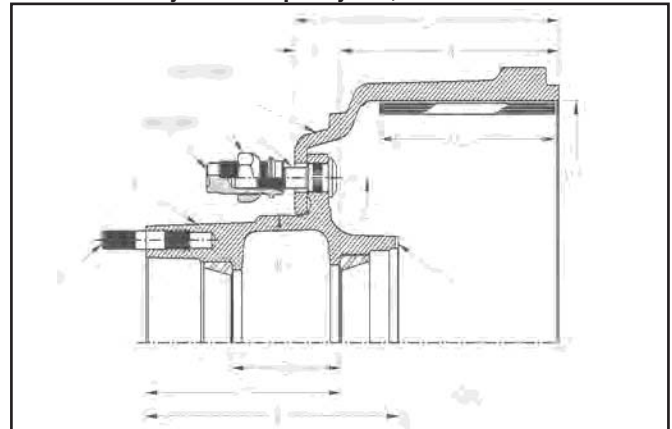
**Special Notes: Stud Standout (Cast drums):** Dimensions shown are for brake drums having (.50) back plate thickness. Deduct (.06) from these dimensions when using brake drums having (.56) back plate thickness.

**TRUCK DRIVE AXLE APPLICATIONS**  
**WEBB AXLE GROUP 21 (Long Drive)**

**ArvinMeritor (Rockwell):** (Long Drive "R" Series)  
RS-21-145, RS-21-160, RS-21-230, RS-23-160, RS-23-161, RS-23-186, RS-23-240, RS-23-380, RS-25-160, RS-26-185, RS-26-380, RS-40-145, RT-40-145, RT-44-145, RT-46-160, RT-46-164, RT-50-160, RT-52-185, RT-52-380

**(Dana Spicer (Eaton): (Long Drive)**  
21060S, 21060T, 22060S, 22060T, 23082T, D40-170, D46-170, D46-590P, D50-170, D52-190, D52-590P, DS404, DS405, DSH40, DSH44, DST40, DST41, DT463-P, DT521-P, S21-170, S23-170, S23-190, S23-590, S25-170, S26-190, S26-590, T69-170HP, T78-190P, T78-590P

**Hub Dynamic Capacity: 13,000 lbs.**



**Assembly Drawing**

OPTIONS AVAILABLE		
ORDER CODE	DESCRIPTION	PART NO.
T	DMABS (100 Teeth)	N/A
	ABS (100 Teeth) Tone ring	51294

# HUB SPECIFICATIONS

# 2723

See Page 68 for Ordering Instructions

## TRUCK DRIVE AXLE APPLICATIONS

### WEBB AXLE GROUP 24

**DESCRIPTION:** 10 Stud Hub w/11.25 Dia. Bolt Circle  
Uses Outboard Drum (3/4" - 16) Serrated Stud

**ArvinMeritor:** ("U" Series) RS-30-185, RS-30-380,  
RT-58-185, RT-58-380

**Dana Spicer (Eaton):** DS/DP581

### Bearing Information (Webb Axle Group #24)

Outer Bearing Cup 742 ←  
Cone 749 ←  
Inner Bearing Cup 772 ←  
Cone 782 ←

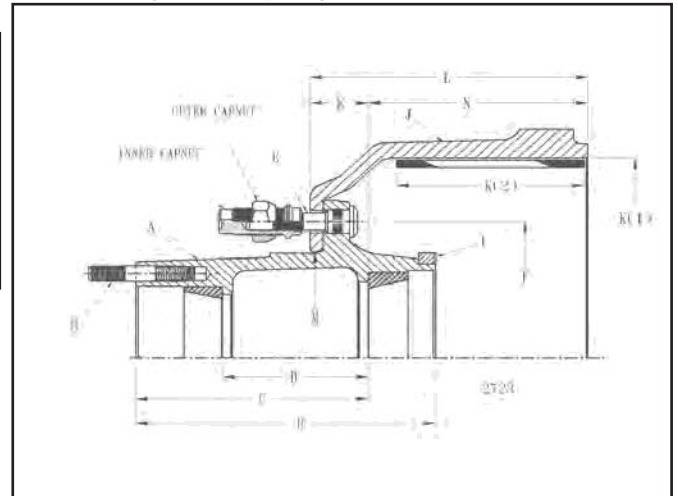
Cup Code 1- Timken Only

**Wt: 72 LBS**

**Hub Dynamic Capacity: 16,000 lbs.**

### Specification Information (Hub, Cups, Studs for Steel Disc Wheels)

Drawing Reference	Item	Dimension
B	Overall Length (With ABS Ring)	11.22
C	Outer Hubcap Face to Inner Brg. Cup Seat	8.67
D	Distance Between Cups	5.44
E	Inner Cup to Mounting Face	2.16
F	Bolt Circle Diameter	11.25
G	Wheel Stud Qty./Thread Diameter	(10) 3/4" - 16
H	Drive Stud Hole Pattern	8 Studs 0.62 Dia 7.00 Dia. Bolt Circle



Assembly Drawing

### I. ABS Ring (See Options Available for Order Code)

**Part Number:** 51056

**Pitch Diameter:** 8.21

**Cup Seat to Face Dimension:** 2.55

### Brake Drum Information

#### Drawing Reference

J			Special Information	K		L	M	N
Part No.	Order Code	Est. Wt.		Brake Size (1) Dia.	Brake Size (2) Width	Drum Overall Depth	Drum Pilot Dia.	Cup to End of Drum
66661B	MH	128	0.50 Back Plate Thickness/Extra Heavy Duty Drum	16.50	7.00	10.37	8.78	8.21
66871B	DM	170	0.56 Back Plate Thickness	16.50	10.00	13.19	8.78	10.97
66665B	DQ	147	0.50 Back Plate Thickness	18.00	7.00	10.37	8.78	8.21

### Wheel Fastener Information (See Pages 100 through 102 for Component Specifications)

#### CHECK DISC WHEEL THICKNESS BEFORE ORDERING

Disc Wheel	Tire App.	Drum Type	Stud (RH)	Color	Stud (LH)	Color	RH Cap Nuts		LH Cap Nuts		Stud Stand Out	Cap Nuts Order Code	
							Inner	Outer	Inner	Outer		Installed	Less
Steel	Dual	Cast	101172	Black	101173	Green	107082	178910	107083	178921	1.44	A	M
Aluminum	Dual	Cast	101172	Black	101173	Green	105988	178910	105989	178921	1.44	U	M
1-Steel/1-Alum.	Dual	Cast	This Disc Wheel combination not recommended for use with ball seat mount hubs										
Steel	Dual	Steel Shell	101170	Silver	101171	Yellow	107082	178910	107083	178921	1.38	B	F
Aluminum	Dual	Steel Shell	101170	Silver	101171	Yellow	105988	178910	105989	178921	1.38	Z	F
For Longer Stud Standout (See Special Notes)													
Aluminum	Dual	Cast	101174	Silver	101175	Yellow	105988	178910	105989	178921	1.74	V	T
Aluminum	Dual	Steel Shell	101172	Black	101173	Green	105988	178910	105989	178921	1.69	U	M
1-Steel/1-Alum.	Dual	Cast	This Disc Wheel combination not recommended for use with ball seat mount hubs										
Steel	Single	Cast	101174	Silver	101175	Yellow	-	178736	-	178737	1.74	K	T
Aluminum	Single	Cast	101174	Silver	101175	Yellow	-	178736	-	178737	1.74	K	T
Steel/Alum.	Single	Steel Shell	101172	Black	101173	Green	-	178736	-	178737	1.69	J	M
11/8" Alum. Super Single	Single	Steel Shell	101174	Silver	101175	Yellow	-	178736	-	178737	1.99	K	T

### COMPONENT PARTS:

Drive Stud QTY: 8 P/N: 161832 (5/8" - 16)

**SPECIAL NOTES:** This hub designed for dual wheel mounting or single wheels with 1/2" maximum offset.

A longer stud standout is not necessary when using Grade 8 inner cap nuts with aluminum disc wheels.

**Stud Standout (Cast drums):** Dimensions shown are for brake drums having (.50) back plate thickness. Deduct (.06) from these dimensions when using brake drums having (.56) back plate thickness.

### OPTIONS AVAILABLE

ORDER CODE	DESCRIPTION	PART NO.
T	ABS (100 Teeth)	51056

**Notes:**





# SECTION 4

## Trailer Products

**Notes:**

**SECTION 4A**  
**TRAILER PRODUCTS**

**HUBS FOR FN (PILOT MOUNT) MOUNTING SYSTEMS**

<b>Part No.</b>	<b>Page</b>	<b>Part No.</b>	<b>Page</b>
2023 .....	80	2343 .....	84
2027 .....	81	2347 .....	85
2028 .....	82	2348 .....	86
2073 .....	83	2401 .....	87

# INDEX BY AXLE MANUFACTURER TRAILER APPLICATIONS HUBS FOR FN (PILOT MOUNT) MOUNTING SYSTEM

Axle Manufacturer	Axle Model	Webb Axle Group	Bearing Cup	
			Outer	Inner
ArvinMeritor	TN, TQ, TQC, TQD	2	HM212011	HM218210
	TP	4	HM518410	HM518410
Hendrickson (Dana)	HN (D-22, K-22)	2	HM212011	HM218210
	HP (P-22)	4	HM518410	HM518410
	(K-30)	7	742	752
Dexter	D200K, D225K	2	HM212011	HM218210
Ingersoll	F22, DC22	2	HM212011	HM218210
	F24, DC24	4	HM518410	HM518410
	A26	7	742	752
Westport	F3W-1600, F3W-2000, F3W-2000D, F6W-1600	2	HM212011	HM218210

**See Page 77 for Products Available Listing**

## PRODUCTS AVAILABLE (BY WEBB AXLE GROUP)

Axle Group	Part No.	Description	Spec Page
2	2023	Hub 10 Stud-11.25 (285.75MM) BC (M22 x 1.5 Stud) Uses Outboard Drums-8.78" Pilot	80
	2027	Hub 8 Stud-10.827 (275MM) BC (M22 x 1.5 Stud) Uses Outboard Drums-9.00" Pilot (12.25 Dia. Brakes)	81
	2028	Hub 8 Stud-10.827 (275MM) BC (M22 x 1.5 Stud) Uses Outboard Drums-9.00" Pilot	82
	2073	Hub 10 Stud-11.25 (285.75MM) BC (M22 x 1.5 Stud) Uses Disc Brake Rotor	83
4	2343	Hub 10 Stud-11.25 (285.75MM) BC (M22 x 1.5 Stud) Uses Outboard Drums-8.78" Pilot	84
	2347	Hub 8 Stud-10.827 (275MM) BC (M22 x 1.5 Stud) Uses Outboard Drums-9.00" Pilot (12.25 Dia. Brakes)	85
	2348	Hub 8 Stud-10.827 (275MM) BC (M22 x 1.5 Stud) Uses Outboard Drums-9.00" Pilot	86
7	2401	Hub 10 Stud-11.25 (285.75MM) BC (M22 x 1.5 Stud) Uses Outboard Drums-8.78" Pilot	87

# INDEX BY BEARING COMBINATION (TRAILER AXLE APPLICATIONS) HUBS FOR FN (PILOT MOUNT) MOUNTING SYSTEM

Bearings				Webb Axle Group	Webb Part Number	Description	Spec. Page
Outer		Inner					
Cup	Cone	Cup	Cone				
HM212011	HM212049	HM218210	HM218248	2	2023	Hub 10 Stud-11.25 (285.75MM) BC (M22 x 1.5 Stud) Uses Outboard Drums-8.78" Pilot	80
					2027	Hub 8 Stud-10.827 (275MM) BC (M22 x 1.5 Stud) Uses Outboard Drums-9.00" Pilot (12.25 Dia. Brakes)	81
					2028	Hub 8 Stud-10.827 (275MM) BC (M22 x 1.5 Stud) Uses Outboard Drums-9.00" Pilot	82
					2073	Hub 10 Stud 11.25 (285.75MM) BC (M22 x 1.5 Stud) Uses Disc Brake Rotor	83
HM518410	HM518445	HM518410	HM518445	4	2343	Hub 10 Stud -11.25 (285.75MM) BC (M22 x 1.5 Stud) Uses Outboard Drum - 8.78" Pilot	84
					2347	Hub 8 Stud-10.827 (275MM) BC (M22 x 1.5 Stud) Uses Outboard Drums-9.00" Pilot (12.25 Dia. Brakes)	85
					2348	Hub 8 Stud-10.827 (275MM) BC (M22 x 1.5 Stud) Uses Outboard Drums-9.00" Pilot	86
742	740	752	759	7	2401	Hub 10 Stud-11.25 (285.75MM) BC (M22 x 1.5 Stud) Uses Outboard Drums-8.78" Pilot	87

# ORDERING INSTRUCTIONS FOR HUBS WITH FN ATTACHING PARTS (FOR USE WITH PILOT MOUNT DISC WHEELS) TRAILER APPLICATIONS

**NOTE:** When hub to be used is determined, refer to the Specification Page of the hub part number for codes required for assembly part number. All information needed to arrive at assembly part number is shown on the Specification Page. Feel free to contact our sales or engineering department with any questions.

## Examples Of Assembly Part Numbers:

Part No.	Description	Part No.	Description
20235--3	2023 Hub With Bearing Cups Less Brake Drum Less Flange Nuts With Right Hand Threaded Studs.	20235RK3T	2023 ABS Hub With Bearing Cups, Brake Drum, and Right Hand Threaded Studs.

## Example Assembly Part Number Breakdown:

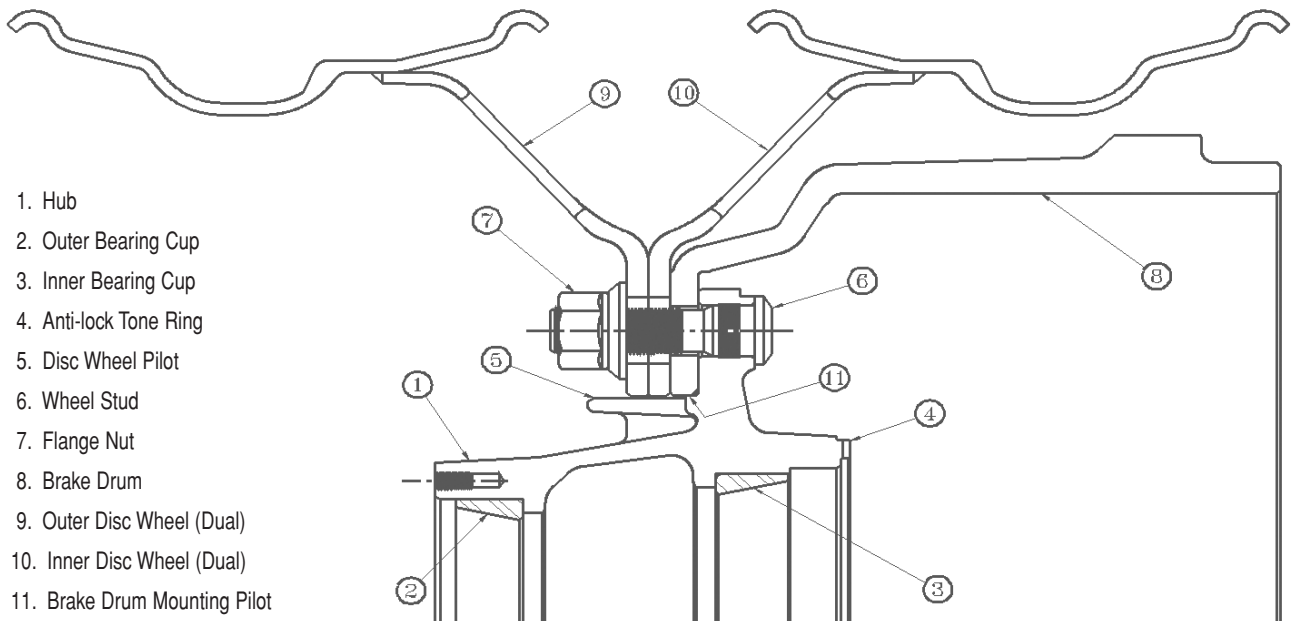
HUB PART NUMBER	BEARING CUP CODE	BRAKE DRUM CODE	PARTS CODE	OPTIONS CODE
2023	5	RK	3	T

SHOWN UNDER BEARING INFORMATION AT TOP OF SPECIFICATION PAGE.

BRAKE DRUM SIZES AVAILABLE ARE SHOWN IN COLUMN K UNDER BRAKE DRUM INFORMATION. SELECT THE DRUM CODE FOR THE SIZE REQUIRED FROM COLUMN J UNDER ORDER CODE.

REFER TO WHEEL FASTENER INFORMATION. DETERMINE PARTS CODE BY SELECTING THE SPECIFIC DISC-WHEEL TIRE APPLICATION AND BRAKE DRUM COMBINATION YOU PLAN TO USE. APPLICABLE PARTS CODES ARE SHOWN ON THE SAME LINE.

SEE OPTIONS AVAILABLE AT BOTTOM OF SPECIFICATION PAGE FOR CODE. IF MORE THAN ONE OPTION IS REQUIRED, CONTACT OUR SALES OR ENGINEERING DEPARTMENT FOR CODES.



See Page 79 for Ordering Instructions

**DESCRIPTION:** 10 Stud Hub w/11.25 (285.75MM) Dia. Bolt Circle  
Uses Outboard Drum (M22 x 1.5) Serrated Stud

**Bearing Information (Webb Axle Group #2)**

Outer Bearing Cup	HM212011	←	Cup Code 5-General
Cone	HM212049		Cup Code 2-Stemco
Inner Bearing Cup	HM218210	←	Cup Code 1-Timken
Cone	HM218248		

**TRAILER AXLE APPLICATIONS**  
**WEBB AXLE GROUP 2**

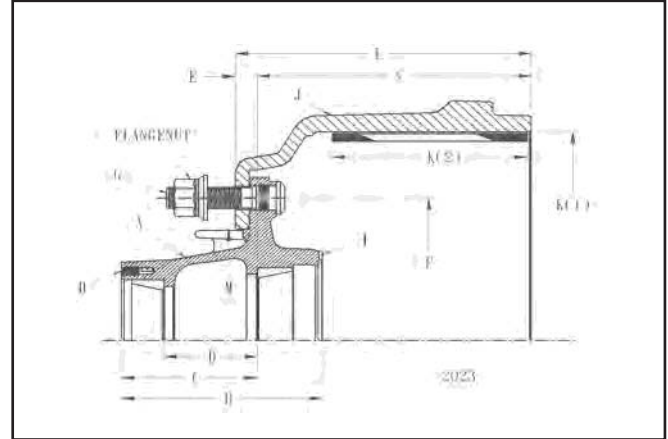
**ArvinMeritor:** TN, TQ, TQC, TQD  
**Hendrickson (Dana):** HN (D-22, K-22)  
**Dexter:** D200K, D225K  
**Ingersoll:** F22, DC22  
**Westport:** F3W-1600, F3W-2000, F3W-2000D, F6W-1600

**Wt: 49 LBS**

**Specification Information (Hub, Cups, Studs, for Steel Disc Wheels)**

Drawing Reference	Item	Dimension
B	Overall Length (with ABS Teeth)	7.21
C	Outer Hubcap Face to Inner Brg. Cup Seat	4.87
D	Distance Between Cups	3.34
E	Inner Cup to Mounting Face	
	Cast Drum	0.79
	Steel Shell	0.54
F	Bolt Circle Diameter	11.25 (285.75MM)
G	Wheel Stud Qty./Thread Diameter	(10) M22 x 1.5
H	Hubcap Hole Pattern (Hubcap not available from Webb)	6 Holes 0.31 Dia. 5.50 Dia. Bolt Circle

**Hub Dynamic Capacity: 12,500 lbs.**



**I. ABS** (See Options Available for Order Code)  
**Part Number:** Hub Has Direct Machined ABS Teeth  
**Pitch Diameter:** 6.77  
**Cup Seat to Face Dimension:** 2.34

**Brake Drum Information**  
**Drawing Reference**

**Assembly Drawing**

J				Special Information	K		L	M	N
Part No.	Brake Drum Order Code Standard	Balance	Est. Wt.		(1) Dia.	(2) Width	Drum Overall Depth	Drum Pilot Dia.	Cup to End of Drum
61988	TS	-	103	0.50 Back Plate Thickness/For 19.5" Disc Wheel	15.00	8.62	11.59	8.78	10.80
61991	TD	-	118	0.50 Back Plate Thickness/For 19.5" Disc Wheel	15.00	8.62	11.75	8.78	10.96
66864	-	RK	110	0.50 Back Plate Thickness/Heavy Duty Drum	16.50	7.00	10.54	8.78	9.75
66884	-	RH	117	0.50 Back Plate Thickness/Extra Heavy Duty Drum	16.50	7.00	10.62	8.78	9.83
66854	JA	KA	120	0.56 Back Plate Thickness/for use with 6.12" brake offset	16.50	8.62	11.46	8.78	10.61
66814	GV	DV	132	0.50 Back Plate Thickness/for use with 7.04" brake offset	16.50	8.62	12.39	8.78	11.60

**Wheel Fastener Information (See Pages 100 through 102 for Component Specifications)**

**CHECK DISC WHEEL THICKNESS BEFORE ORDERING**

Disc Wheel	Tire App.	Total Disc Wheel Thickness	Drum Type	Stud (RH)	Color	Flange Nut	Stud Stand Out	Order Code For Flange Nuts	
								Installed	Less
Steel	Dual	.75 to 1.00	Cast	101162	Black	179935	2.53	4	3
Aluminum	Dual	1.68 to 2.00	Cast	101160	Black	179935	3.44	6	5
1-Steel/1-Alum.	Dual	1.22 to 1.50	Cast	101160	Black	179935	3.44	6	5
Steel	Dual	.75 to 1.00	Steel Shell	101164	Black	179935	2.33	2	1
Aluminum	Dual	1.68 to 2.00	Steel Shell	101161	Black	179935	3.10	8	7
1-Steel/1-Alum.	Dual	1.22 to 1.50	Steel Shell	101162	Black	179935	2.78	4	3
Steel	Single	.38 to .50	Cast	101164	Black	179935	2.08	2	1
Aluminum	Single	.84 to 1.00	Cast	101162	Black	179935	2.53	4	3
Steel/Alum	Single	.38 to 1.00	Steel Shell	101164	Black	179935	2.33	2	1
1 1/8" Alum. (Super Single)	Single	1.12	Steel Shell	101162	Black	179935	2.78	4	3
1 1/8" Alum. (Super Single)	Single	1.12	Cast	101162	Black	179935	2.53	4	3

**OPTIONS AVAILABLE**

ORDER CODE	DESCRIPTION	PART NO.
T	ABS (100 Teeth)	N/A
-51	Hub painted white	N/A

**SPECIAL NOTES:** This hub designed for dual wheel mounting or single wheels with 1/2" maximum offset.  
**Stud Standout (Cast drums):** Dimensions shown are for brake drums having (.50) back plate thickness. Deduct (.06) from these dimensions when using brake drums having (.56) back plate thickness.



# HUB SPECIFICATIONS

**2027**

See Page 79 for Ordering Instructions

## TRAILER AXLE APPLICATIONS WEBB AXLE GROUP 2

**DESCRIPTION:** 8 Stud Hub w/10.827 (275MM) Dia. Bolt Circle  
Uses Outboard Drum (M22 x 1.5) Serrated Stud

**ArvinMeritor:** TN, TQ, TQC, TQD  
**Hendrickson (Dana):** HN (D-22, K-22)  
**Dexter:** D200K, D225K  
**Ingersoll:** F22, DC22  
**Westport:** F3W-1600, F3W-2000, F3W-2000D, F6W-1600

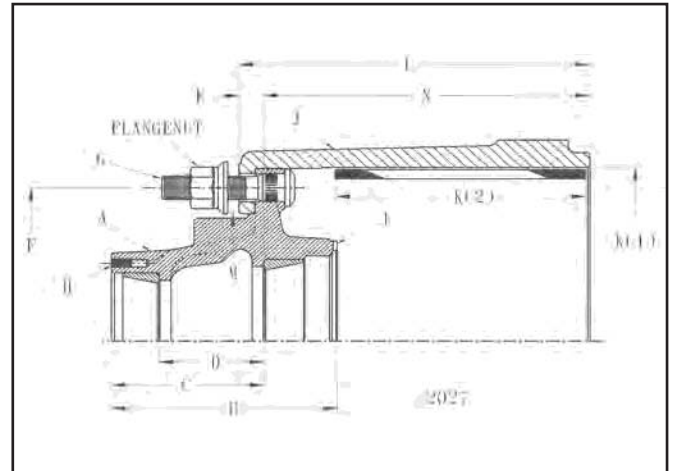
### Bearing Information (Webb Axle Group #2)

Outer Bearing Cup	HM212011	←	Cup Code 5-General
Cone	HM212049		
Inner Bearing Cup	HM218210	←	Cup Code 2-Stemco
Cone	HM218248		

**Specification Information**      **Wt: 46 LBS.**  
(Hub, Cups, Studs for Steel Disc Wheels)

Drawing Reference	Item	Dimension
B	Overall Length (with ABS Teeth)	7.21
C	Outer Hubcap Face to Inner Brg. Cup Seat	4.87
D	Distance Between Cups	3.34
E	Inner Cup to Mounting Face	.79
F	Bolt Circle Diameter	10.827 (275MM)
G	Wheel Stud Qty./Thread Diameter	(8) M22 x 1.5
H	Hubcap Hole Pattern (Hubcap not available from Webb)	6 Holes 0.31 Dia. 5.50 Dia. Bolt Circle

**Hub Dynamic Capacity: 12,500 lbs.**



**Assembly Drawing**

**I. ABS** (See Options Available for Order Code)  
**Part Number:** Hub may have Direct Machined ABS Teeth or it may come with a 51558 press on ring.  
**Pitch Diameter:** 6.77  
**Cup Seat to Face Dimension:** 2.34

### Brake Drum Information Drawing Reference

J				Special Information	K		L	M	N
Part No.	Standard	Balance	Est. Wt.		Brake Size (1) Dia.	(2) Width	Drum Overall Depth	Drum Pilot Dia.	Cup to End of Drum
63680	CW	N/A	92	For 19.5" & 17.5" Tire Applications	12.25	7.50	11.22	9.00	10.43

### Wheel Fastener Information (See Pages 100 through 102 for Component Specifications) CHECK DISC WHEEL THICKNESS BEFORE ORDERING

Disc Wheel	Tire App.	Total Disc Wheel Thickness	Drum Type	Stud (RH)	Color	Flange Nut	Stud Stand Out	Order Code For Flange Nuts	
								Installed	Less
Steel	Dual	.75 to 1.00	Cast	101162	Black	179935	2.53	4	3
Aluminum	Dual	1.68 to 2.00	Cast	101160	Black	179935	3.44	6	5

**SPECIAL NOTES:**  
This hub designed for dual wheel mounting or single wheels with 1/2" maximum offset.

**Stud Standout (Cast drums):** Dimensions shown are for brake drums having (.50) back plate thickness.

OPTIONS AVAILABLE		
ORDER CODE	DESCRIPTION	PART NO.
T80	DMABS (80 Teeth)	N/A
	ABS (80Teeth) Tone ring	51558
-51	Hub painted white	N/A

See Page 79 for Ordering Instructions

**DESCRIPTION:** 8 Stud Hub w/10.827 (275MM) Dia. Bolt Circle  
Uses Outboard Drum (M22 x 1.5) Serrated Stud

**Bearing Information (Webb Axle Group #2)**

Outer Bearing Cup	HM212011	←	Cup Code 5-General
Cone	HM212049		
Inner Bearing Cup	HM218210	←	Cup Code 1-Timken
Cone	HM218248		

**Wt: 48 LBS**

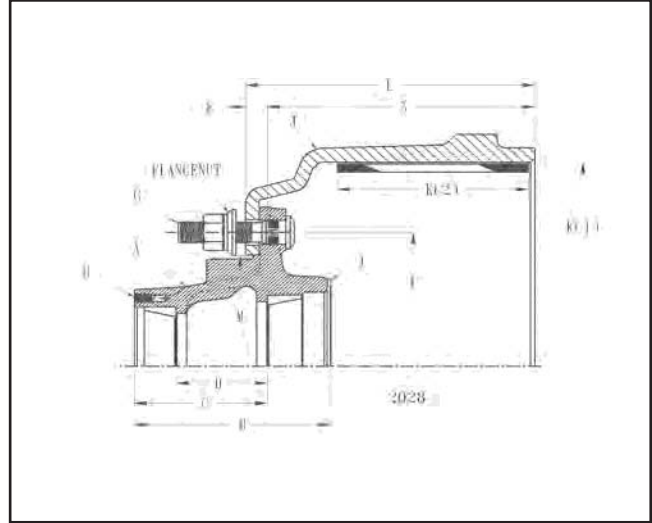
**Specification Information (Hub, Cups, Studs for Steel Disc Wheels)**

Drawing Reference	Item	Dimension
B	Overall Length (with ABS Teeth)	7.21
C	Outer Hubcap Face to Inner Brg. Cup Seat	4.87
D	Distance Between Cups	3.34
E	Inner Cup to Mounting Face	
	Cast Drum	0.79
	Steel Shell Drum	0.54
F	Bolt Circle Diameter	10.827 (275MM)
G	Wheel Stud Qty./Thread Diameter	(8) M22 x 1.5
H	Hubcap Hole Pattern	6 Holes 0.31 Dia.
	(Hubcap not available from Webb)	5.50 Dia. Bolt Circle

**TRAILER AXLE APPLICATIONS  
WEBB AXLE GROUP 2**

**ArvinMeritor:** TN, TQ, TQC, TQD  
**Hendrickson (Dana):** HN (D-22, K-22)  
**Dexter:** D200K, D225K  
**Ingersoll:** F22, DC22  
**Westport:** F3W-1600, F3W-2000, F3W-2000D, F6W-1600

**Hub Dynamic Capacity: 12,500 lbs.**



**Assembly Drawing**

**I. ABS** (See Options Available for Order Code)  
**Part Number:** Hub may have Direct Machined ABS Teeth or it may come with a 51554 press on ring.  
**Pitch Diameter:** 6.77  
**Cup Seat to Face Dimension:** 2.34

**Brake Drum Information  
Drawing Reference**

J				Special Information	K		L	M	N
Part No.	Brake Drum Order Code Standard	Balance	Est. Wt.		Brake Size (1) Dia.	(2) Width	Drum Overall Depth	Drum Pilot Dia.	Cup to End of Drum
66875	UF	RF	121	0.50 Back Plate Thickness	16.50	7.00	10.62	9.00	9.83

**Wheel Fastener Information (See Pages 100 through 102 for Component Specifications)  
CHECK DISC WHEEL THICKNESS BEFORE ORDERING**

Disc Wheel	Tire App.	Total Disc Wheel Thickness	Drum Type	Stud (RH)	Color	Flange Nut	Stud Stand Out	Order Code For Flange Nuts	
								Installed	Less
Steel	Dual	.75 to 1.00	Cast	101162	Black	179935	2.53	4	3
Aluminum	Dual	1.68 to 2.00	Cast	101160	Black	179935	3.44	6	5
1-Steel/1-Alum.	Dual	1.22 to 1.50	Cast	101160	Black	179935	3.44	6	5
Steel	Dual	.75 to 1.00	Steel Shell	101162	Black	179935	2.78	4	3
Aluminum	Dual	1.68 to 2.00	Steel Shell	101161	Black	179935	3.10	8	7
1-Steel/1-Alum.	Dual	1.22 to 1.50	Steel Shell	101162	Black	179935	2.78	4	3
Steel	Single	.38 to .50	Cast	101164	Black	179935	2.08	2	1
Aluminum	Single	.84 to 1.00	Cast	101162	Black	179935	2.53	4	3
Steel or Alum.	Single	.38 to 1.00	Steel Shell	101164	Black	179935	2.33	2	1

**SPECIAL NOTES:**

All drums listed for use with 8-hole, 275MM B.C. USA Mounting Systems.  
This hub designed for dual wheel mounting or single wheels with 1/2" maximum offset.

**Stud Standout (Cast drums):** Dimensions shown are for brake drums having (.50) back plate thickness.

OPTIONS AVAILABLE		
ORDER CODE	DESCRIPTION	PART NO.
T	DMABS (100 Teeth)	N/A
	ABS (100 Teeth)	51554
	Tone ring	
-51	Hub painted white	N/A

# HUB SPECIFICATIONS

# 2073

See Page 79 for Ordering Instructions

## TRAILER AXLE APPLICATIONS

### WEBB AXLE GROUP 2

**DESCRIPTION:** 10 Stud Hub w/11.25 (285.75MM) Dia. Bolt Circle  
Disc Brake Applications (M22 x 1.5) Serrated Stud

**ArvinMeritor:** TN, TQ, TQC, TQD  
**Hendrickson (Dana):** HN (D-22, K-22)  
**Dexter:** D200K, D225K  
**Ingersoll:** F22, DC22  
**Westport:** F3W-1600, F3W-2000, F3W-2000D, F6W-1600

### Bearing Information (Webb Axle Group #2)

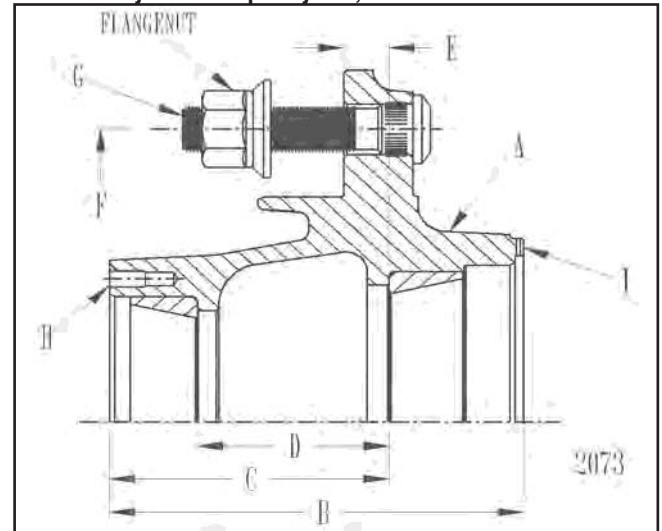
Outer Bearing Cup	HM212011	←	Cup Code 5-General
Cone	HM212049		
Inner Bearing Cup	HM218210	←	Cup Code 1-Timken
Cone	HM218248		

**Wt: 59 LBS**

### Specification Information (Hub, Cups, Studs, for Steel Disc Wheels)

Drawing Reference	Item	Dimension
B	Overall Length (with ABS Teeth)	7.21
C	Outer Hubcap Face to Inner Brg. Cup Seat	4.87
D	Distance Between Cups	3.34
E	Inner Cup to Mounting Face	0.79
F	Bolt Circle Diameter	11.25 (285.75MM)
G	Wheel Stud Qty./Thread Diameter	(10) M22 x 1.5
H	Hubcap Hole Pattern (Hubcap not available from Webb)	6 Holes 0.31 Dia. 5.50 Dia. Bolt Circle

**Hub Dynamic Capacity: 12,500 lbs.**



**Assembly Drawing**

### I. ABS (See Options Available for Order Code)

**Part Number:** Hub may have Direct Machined ABS Teeth or it may come with a 51554 press on ring.  
**Pitch Diameter:** 6.77  
**Cup Seat to Face Dimension:** 2.34

**AVAILABLE AS SERVICE ASSEMBLY ONLY**

### Rotor Information Drawing Reference

J			Special Information	K		L	M	N
Part No.	Rotor Order Code	Est. Wt.		(1) Dia.	(2) Width	Rotor Overall Depth	Rotor Bolt Circle	Cup to Rotor Offset
			AVAILABLE AS SERVICE ASSEMBLY ONLY					

### Wheel Fastener Information (See Pages 100 through 102 for Component Specifications)

#### CHECK DISC WHEEL THICKNESS BEFORE ORDERING

Disc Wheel	Tire App.	Rotor Type	Stud (RH)	Color	Flange Nut	Stud Stand Out	Order Code For Flange Nuts	
							Installed	Less
Steel	Dual	HAT	101162	Black	179935	2.80	4	3
Aluminum	Dual	HAT	101160	Black	179935	3.71	6	5
1-Steel/1-Alum	Dual	HAT	101161	Black	179935	3.12	8	7
Steel	Single	HAT	101164	Black	179935	2.35	2	1
Aluminum	Single	HAT	101162	Black	179935	2.80	4	3

### OPTIONS AVAILABLE

ORDER CODE	DESCRIPTION	PART NO.
T	DMABS (100 Teeth)	N/A
	ABS (100 Teeth)	51554
	Tone ring	

**SPECIAL NOTES:** This hub designed for dual wheel mounting or single wheels with 1/2" maximum offset.

See Page 79 for Ordering Instructions

**DESCRIPTION:** 10 Stud Hub w/11.25 (285.75MM) Dia. Bolt Circle  
Uses Outboard Drum - (M22 x 1.5) Serrated Stud

**Bearing Information (Webb Axle Group #4)**

Outer Bearing Cup	HM518410	←	Cup Code 5 -General
Cone	HM518445		Cup Code 2-Stemco
Inner Bearing Cup	HM518410	←	Cup Code 1-Timken
Cone	HM518445		

**Wt: 49 LBS**  
(Hub, Cups, Studs for Steel Disc Wheels)

**Specification Information**

Drawing Reference	Item	Dimension
B	Overall Length (with ABS Teeth)	8.15
C	Outer Hubcap Face to Inner Brg. Cup Seat	5.95
D	Distance Between Cups	4.50
E	Inner Cup to Mounting Face	
	Cast Drum	1.79
	Steel Shell Drum	1.54
F	Bolt Circle Diameter	11.25 (285.75MM)
G	Wheel Stud Qty./Thread Diameter	(10) M22 x 1.5
H	Hubcap Hole Pattern (Hubcap not available from Webb)	6 Holes 0.31 Dia. 6.75 Dia. Bolt Circle

**I. ABS Ring** (See Options Available for Order Code)  
**Part Number:** Hub has direct machined ABS teeth.  
**Pitch Diameter:** 6.77  
**Cup Seat to Face Dimension:** 2.20

**Brake Drum Information**  
**Drawing Reference**

J				Special Information	K		L	M	N
Part No.	Brake Drum Order Code Standard	Balance	Est. Wt.		Brake Size (1) Dia.	(2) Width	Drum Overall Depth	Drum Pilot Dia.	Cup to End of Drum
61988	TS	-	103	0.50 Back Plate Thickness/for 19.5" Disc Wheel	15.00	8.62	11.59	8.78	10.80
61991	TD	-	118	0.50 Back Plate Thickness/for 19.5" Disc Wheel	15.00	8.62	11.75	8.78	10.96
66864	-	RK	110	0.50 Back Plate Thickness/Heavy Duty Drum	16.50	7.00	10.54	8.78	9.75
66884	-	RH	117	0.50 Back Plate Thickness/Extra Heavy Duty Drum	16.50	7.00	10.62	8.78	9.83
66854	JA	KA	120	0.56 Back Plate Thickness/for use with 5.06" brake offset	16.50	8.62	11.46	8.78	9.61
66814	GV	DV	132	0.50 Back Plate Thickness/for use with 5.62" brake offset	16.50	8.62	12.39	8.78	10.60

**Wheel Fastener Information (See Pages 100 through 102 for Component Specifications)**

**CHECK DISC WHEEL THICKNESS BEFORE ORDERING**

Disc Wheel	Tire App.	Total Disc Wheel Thickness	Drum Type	Stud (RH)	Color	Flange Nut	Stud Stand Out	Order Code For Flange Nuts	
								Installed	Less
Steel	Dual	.75 to 1.00	Cast	101162	Black	179935	2.75	4	3
Aluminum	Dual	1.68 to 2.00	Cast	101160	Black	179935	3.66	6	5
1-Steel/1-Alum.	Dual	1.22 to 1.50	Cast	101160	Black	179935	3.66	6	5
Steel	Dual	.75 to 1.00	Steel Shell	101164	Black	179935	2.55	2	1
Aluminum	Dual	1.68 to 2.00	Steel Shell	101161	Black	179935	3.32	8	7
1-Steel/1-Alum.	Dual	1.22 to 1.50	Steel Shell	101162	Black	179935	3.00	4	3
Steel	Single	.38 to .50	Cast	101164	Black	179935	2.30	2	1
Aluminum	Single	.84 to 1.00	Cast	101162	Black	179935	2.75	4	3
Steel/Alum.	Single	.38 to 1.00	Steel Shell	101164	Black	179935	2.55	2	1
1 1/8" Aluminum (Super Single)	Single	1.12	Steel Shell	101162	Black	179935	3.00	4	3
1 1/8" Aluminum (Super Single)	Single	1.12	Cast	101162	Black	179935	2.75	4	3

**SPECIAL NOTES:** This hub designed for dual wheel mounting or single wheels with 1/2" maximum offset.

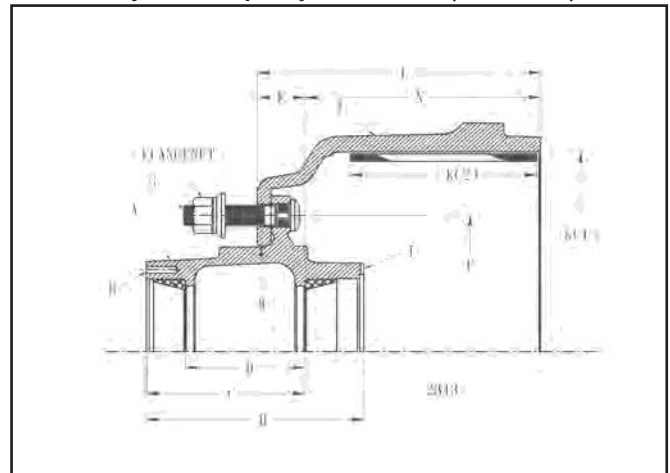
This hub is approved for the "Super Single" Tire with 2.00 outset — Hub Dynamic Capacity is reduced to 11,000 lbs.

**Stud Standout (Cast drums):** Dimensions shown are for brake drums having (.50) back plate thickness. Deduct (.06) from these dimensions when using brake drums having (.56) back plate thickness.

**TRAILER AXLE APPLICATIONS**  
**WEBB AXLE GROUP 4**

**ArvinMeritor (Rockwell):** TP  
**Hendrickson (Dana):** HP (P-22)  
**Ingersoll:** F-24, DC24

**Hub Dynamic Capacity: 12,500 lbs.(See Notes)**



**Assembly Drawing**

OPTIONS AVAILABLE		
ORDER CODE	DESCRIPTION	PART NO.
T	ABS (100 Teeth)	N/A
-51	Hub painted white	N/A

# HUB SPECIFICATIONS

# 2347

See Page 79 for Ordering Instructions

## TRAILER AXLE APPLICATIONS WEBB AXLE GROUP 4

**DESCRIPTION:** 8 Stud Hub w/10.827 (275MM) Dia. Bolt Circle  
Uses Outboard Drum (M22 x 1.5) Serrated Stud

**ArvinMeritor (Rockwell):** TP  
**Hendrickson (Dana):** HP (P-22)  
**Ingersoll:** F-24, DC24

### Bearing Information (Webb Axle Group #4)

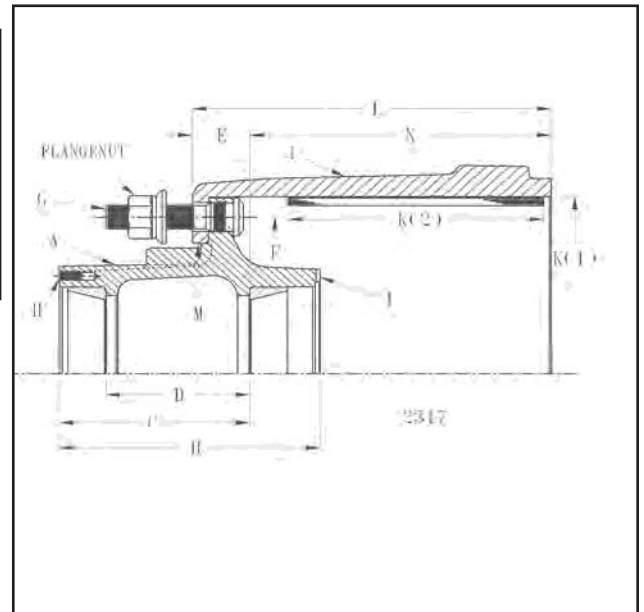
Outer Bearing Cup	HM518410	←	Cup Code 5-General
Cone	HM518445		
Inner Bearing Cup	HM518410	←	Cup Code 1-Timken
Cone	HM518445		

**Wt: 49 LBS**

### Specification Information (Hub, Cups, Studs for Steel Disc Wheels)

Drawing Reference	Item	Dimension
B	Overall Length (with ABS Ring)	8.15
C	Outer Hubcap Face to Inner Brg. Cup Seat	5.95
D	Distance Between Cups	4.50
E	Inner Cup to Mounting Face	1.79
F	Bolt Circle Diameter	10.827 (275MM)
G	Wheel Stud Qty./Thread Diameter	(8) M22 x 1.5
H	Hubcap Hole Pattern (Hubcap not available from Webb)	6 Holes 0.31 Dia. 6.75 Dia. Bolt Circle

**Hub Dynamic Capacity: 12,500 lbs.**



**Assembly Drawing**

### Brake Drum Information Drawing Reference

J			Special Information	K		L	M	N
Part No.	Brake Drum Order Code	Est Wt.		Brake Size (1) Dia.	(2) Width	Drum Overall Depth	Drum Pilot Dia.	Cup to End of Drum
63680	CW	92	For 19.5" and 17.5" Tire Applications	12.25	7.50	11.22	9.00	9.43

### Wheel Fastener Information (See Pages 100 through 102 for Component Specifications)

#### CHECK DISC WHEEL THICKNESS BEFORE ORDERING

Disc Wheel	Tire App.	Total Disc Wheel Thickness	Drum Type	Stud (RH)	Color	Flange Nut	Stud Stand Out	Order Code For Flange Nuts	
								Installed	Less
Steel	Dual	.75 to 1.00	Cast	101162	Black	179935	2.71	4	3
Aluminum	Dual	1.68 to 2.00	Cast	101160	Black	179935	3.62	6	5
Steel	Single	.38 to .50	Cast	101164	Black	179935	2.26	2	1

**SPECIAL NOTES:** This hub designed for dual wheel mounting or single wheels with 1/2" maximum offset.

**Stud Standout (Cast drums):** Dimensions shown are for brake drums having (.50) back plate thickness.

OPTIONS AVAILABLE		
ORDER CODE	DESCRIPTION	PART NO.
T80	DMABS (100 Teeth) ABS (100 Teeth) Tone ring	N/A 51558

See Page 79 for Ordering Instructions

**DESCRIPTION:** 8 Stud Hub w/10.827 (275MM) Dia. Bolt Circle  
Uses Outboard Drum (M22 x 1.5) Serrated Stud

**Bearing Information (Webb Axle Group #4)**

Outer Bearing Cup	HM518410	←	Cup Code 5-General
Cone	HM518445		Cup Code 2-Stemco
Inner Bearing Cup	HM518410	←	Cup Code 1-Timken
Cone	HM518445		

**Wt: 51 LBS**

**Specification Information** (Hub, Cups, Studs for Steel Disc Wheels)

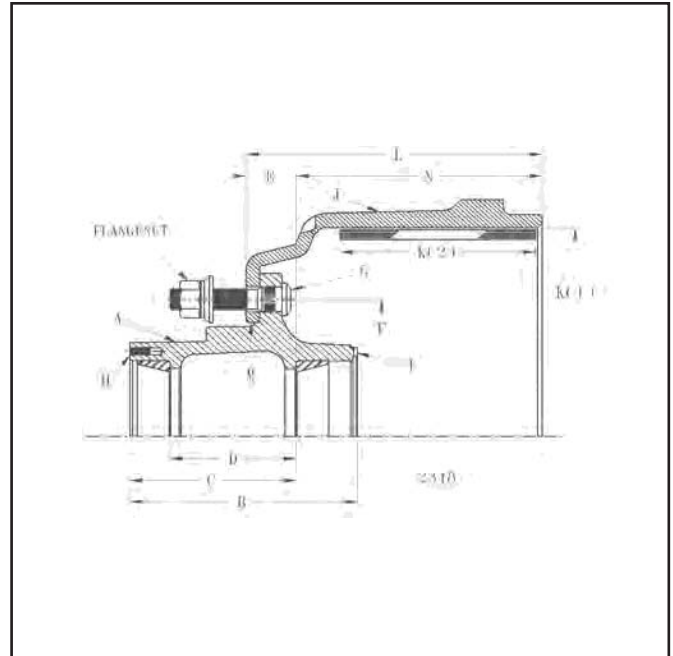
Drawing Reference	Item	Dimension
B	Overall Length (with ABS Ring)	8.15
C	Outer Hubcap Face to Inner Brg. Cup Seat	5.95
D	Distance Between Cups	4.50
E	Inner Cup to Mounting Face	1.79
F	Bolt Circle Diameter	10.827 (275MM)
G	Wheel Stud Qty./Thread Diameter	(8) M22 x 1.5
H	Hubcap Hole Pattern (Hubcap not available from Webb)	6 Holes 0.31 Dia. 6.75 Dia. Bolt Circle

- I. ABS Ring** (See Options Available for Order Code)  
**Part Number:** Hub may have Direct Machined ABS Teeth or it may come with a 51554 press on ring..  
**Pitch Diameter:** 6.77  
**Cup Seat to Face Dimension:** 2.20

**TRAILER AXLE APPLICATIONS**  
**WEBB AXLE GROUP 4**

**ArvinMeritor:** TP  
**Hendrickson (Dana):** HP (P-22)  
**ingersoll:** F-24, DC24

**Hub Dynamic Capacity: 12,500 lbs.**



**Assembly Drawing**

**Brake Drum Information**  
**Drawing Reference**

J				Special Information	K		L	M	N
Part No.	Brake Drum Order Code Standard Balance		Est Wt.		Brake Size (1) Dia.	(2) Width	Drum Overall Depth	Drum Pilot Dia.	Cup to End of Drum
66875	UF	RF	121	0.50 Back Plate Thickness	16.50	7.00	10.62	9.00	8.83

**Wheel Fastener Information (See Pages 100 through 102 for Component Specifications)**

**CHECK DISC WHEEL THICKNESS BEFORE ORDERING**

Disc Wheel	Tire App.	Total Disc Wheel Thickness	Drum Type	Stud (RH)	Color	Flange Nut	Stud Stand Out	Order Code For Flange Nuts	
								Installed	Less
Steel	Dual	.75 to 1.00	Cast	101162	Black	179935	2.71	4	3
Aluminum	Dual	1.68 to 2.00	Cast	101160	Black	179935	3.62	6	5

**SPECIAL NOTES:** This hub designed for dual wheel mounting or single wheels with 1/2" maximum offset.

**Stud Standout (Cast drums):** Dimensions shown are for brake drums having (.50) back plate thickness.

OPTIONS AVAILABLE		
ORDER CODE	DESCRIPTION	PART NO.
T	DMABS (100 Teeth)	N/A
	ABS (100 Teeth)	51554
	Tone ring	

# HUB SPECIFICATIONS

# 2401

See Page 79 for Ordering Instructions

## TRAILER AXLE APPLICATIONS

### WEBB AXLE GROUP 7

**DESCRIPTION:** 10 Stud Hub w/11.25 (285.75MM) Dia. Bolt Circle  
Uses Outboard Drum - (M22 x 1.5) Serrated Stud

**Dana Spicer (Eaton):** K-30

**Ingersoll:** A26

### Bearing Information (Webb Axle Group #7)

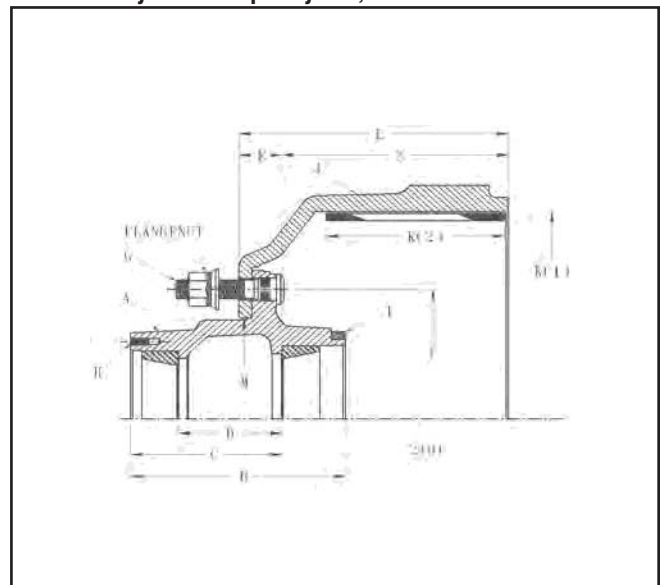
Outer Bearing Cup	742	←	Cup Code 1-Timken Only
Cone	740		
Inner Bearing Cup	752	←	
Cone	759		

**Wt: 65 LBS**  
(Hub, Cups, Studs for Steel Disc Wheels)

**Hub Dynamic Capacity: 15,000 lbs.**

### Specification Information

Drawing Reference	Item	Dimension
B	Overall Length (with ABS Ring)	8.47
C	Outer Hubcap Face to Inner Brg. Cup Seat	5.94
D	Distance Between Cups	4.06
E	Inner Cup to Mounting Face	1.68
F	Bolt Circle Diameter	11.25 (285.75MM)
G	Wheel Stud Qty./Thread Diameter	(10) M22 x 1.5
H	Hubcap Hole Pattern (Hubcap not available from Webb)	6 Holes 0.31 Dia. 6.75 Dia. Bolt Circle



Assembly Drawing

### I. ABS Ring (See Options Available for Order Code)

**Part Number:** 50704

**Pitch Diameter:** 7.28

**Cup Seat to Face Dimension:** 2.53

### Brake Drum Information

#### Drawing Reference

Part No.	J			Special Information	K		L	M	N
	Brake Drum Order Code	Balance	Est. Wt.		Brake Size (1) Dia.	(2) Width	Drum Overall Depth	Drum Pilot Dia.	Cup to End of Drum
66884	-	RH	117	0.50 Back Plate Thickness /Extra Heavy Duty Drum	16.50	7.00	10.62	8.78	8.94

### Wheel Fastener Information (See Pages 100 through 102 for Component Specifications)

#### CHECK DISC WHEEL THICKNESS BEFORE ORDERING

Disc Wheel	Tire App.	Total Disc Wheel Thickness	Drum Type	Stud (RH)	Color	Flange Nut	Stud Stand Out	Order Code For Flange Nuts	
								Installed	Less
Steel	Dual	.75 to 1.00	Cast	101162	Black	179935	2.53	4	3
Steel	Dual	.75 to 1.00	Cast	101162	Black	179935	2.53	4	3
Aluminum	Dual	1.68 to 2.00	Cast	101160	Black	179935	3.44	6	5
1-Steel/1-Alum.	Dual	1.22 to 1.50	Cast	101160	Black	179935	3.44	6	5
Steel	Single	.38 to .50	Cast	101164	Black	179935	2.08	2	1
Aluminum	Single	.84 to 1.00	Cast	101162	Black	179935	2.53	4	3

**SPECIAL NOTES:** This hub designed for dual wheel mounting or single wheels with 1/2" maximum offset.

**Stud Standout (Cast drums):** Dimensions shown are for brake drums having (.50) back plate thickness.

#### OPTIONS AVAILABLE

ORDER CODE	DESCRIPTION	PART NO.
T	ABS (100 Teeth)	50704

**Notes:**



**SECTION 4B**  
**TRAILER PRODUCTS**

**HUBS FOR BSN (BALL SEAT) MOUNTING SYSTEMS**

<b>Part No.</b>	<b>Page</b>	<b>Part No.</b>	<b>Page</b>
1051 .....	.94	2343 .....	.97
1053 .....	.95	2401 .....	.98
2023 .....	.96		

# INDEX BY AXLE MANUFACTURER TRAILER APPLICATIONS HUBS FOR BSN (BALL SEAT) MOUNTING SYSTEM

Axle Manufacturer	Axle Model	Webb Axle Group	Bearing Cup	
			Outer	Inner
ArvinMeritor	TN, TQ, TQC, TQD	2	HM212011	HM218210
	TP	4	HM518410	HM518410
Hendrickson (Dana)	HN (D-22, K-22)	2	HM212011	HM218210
	HP (P-22)	4	HM518410	HM518410
	(K-30)	7	742	752
Dexter	D200K, D225K	2	HM212011	HM218210
Ingersoll	F22, DC22	2	HM212011	HM218210
	F24, DC24	4	HM518410	HM518410
	A26	7	742	752
Westport	F3W-1600, F3W-2000, F3W- 2000D, F6W-1600	2	HM212011	HM218210

**See Page 91 for Products Available Listing**

## PRODUCTS AVAILABLE (BY WEBB AXLE GROUP)

Axle Group	Part No.	Description	Spec Page
2	1051	Hub 10 Stud-8.75 BC (Shoulder Stud) Uses Inboard Drums-7.12" Pilot	94
	1053	Hub 10 Stud-8.75 BC (Serrated Stud) Uses Inboard Drums-7.12" Pilot.	95
	2023	Hub 10 Stud-11.25 BC (Serrated Stud) Uses Outboard Drums-8.78" Pilot	96
4	2343	Hub 10 Stud-11.25 BC (Serrated Stud) Uses Outboard Drums-8.78" Pilot	97
7	2401	Hub 10 Stud-11.25 BC (Serrated Stud) Uses Outboard Drums-8.78" Pilot	98

# INDEX BY BEARING COMBINATION (TRAILER AXLE APPLICATIONS) HUBS FOR BSN (BALL SEAT) MOUNTING SYSTEM

Bearings				Webb Axle Group	Webb Part Number	Description	Spec Page
Outer		Inner					
Cup	Cone	Cup	Cone				
HM212011	HM212049	HM218210	HM218248	2	1051	Hub 10 Stud-8.75 BC (Shoulder Stud) Uses Inboard Drums-7.12" Pilot	94
					1053	Hub 10 Stud-8.75 BC (Serrated Stud) Uses Inboard Drums-7.12" Pilot.	95
					2023	Hub 10 Stud-11.25 BC (Serrated Stud) Uses Outboard Drums-8.78" Pilot	96
HM518410	HM518445	HM518410	HM518445	4	2343	Hub 10 Stud-11.25 BC (Serrated Stud) Uses Outboard Drums-8.78" Pilot	97
742	740	752	759	7	2401	Hub 10 Stud-11.25 BC (Serrated Stud) Uses Outboard Drums-8.78" Pilot	98

# ORDERING INSTRUCTIONS FOR HUBS WITH BSN ATTACHING PARTS (FOR USE WITH BALL SEAT MOUNT DISC WHEELS) TRAILER APPLICATIONS

**NOTE:** When hub to be used is determined, refer to the Specification Page of the hub part number for codes required for assembly part number. All information needed to arrive at assembly part number is shown on the Specification Page. Feel free to contact our sales or engineering department with any questions.

## Examples Of Assembly Part Numbers:

Part No.	Description	Part No.	Description
20235--MR	2023 Hub With Bearing Cups Less Brake Drum Less Cap Nuts With Right Hand Threaded Studs.	20235RKMRT	2023 ABS Hub With Bearing Cups With Brake Drum With Left Hand Threaded Studs.

## Example Assembly Part Number Breakdown:

HUB PART NUMBER	BEARING CUP CODE	BRAKE DRUM CODE	PARTS CODE	THREAD DIRECTION R=RIGHT L=LEFT	OPTIONS CODE
2023	5	RK	M	R	T

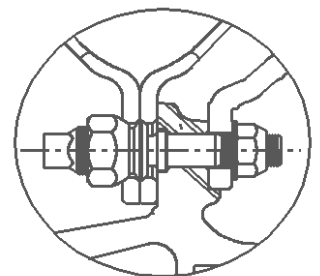
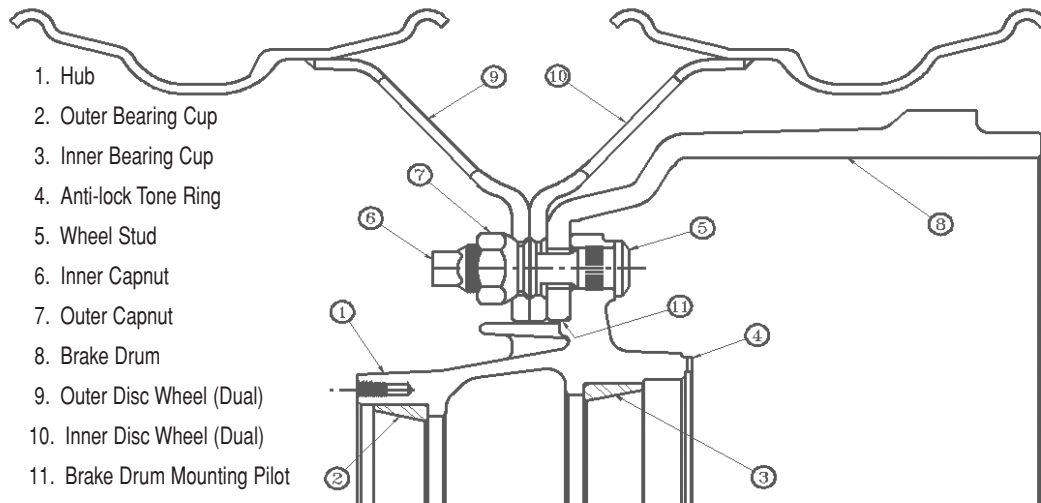
SHOWN UNDER BEARING INFORMATION AT TOP OF SPECIFICATION PAGE.

BRAKE DRUM SIZES AVAILABLE ARE SHOWN IN COLUMN K UNDER BRAKE DRUM INFORMATION. SELECT THE DRUM CODE FOR THE SIZE REQUIRED FROM COLUMN J UNDER ORDER CODE.

REFER TO WHEEL FASTENER INFORMATION. DETERMINE PARTS CODE BY SELECTING THE SPECIFIC DISC-WHEEL TIRE APPLICATION AND BRAKE DRUM COMBINATION YOU PLAN TO USE. APPLICABLE PARTS CODES ARE SHOWN ON THE SAME LINE.

SELECT STUD THREAD DIRECTION.

SEE OPTIONS AVAILABLE AT BOTTOM OF SPECIFICATION PAGE FOR CODE. IF MORE THAN ONE OPTION IS REQUIRED, CONTACT OUR SALES OR ENGINEERING DEPARTMENT FOR CODES.



INBOARD MOUNT SYSTEMS

See Page 93 for Ordering Instructions

**DESCRIPTION:** 10 Stud Hub w/8.75 Dia. Bolt Circle  
Uses Inboard Drum ( 3/4"-16) Shoulder Stud

**Bearing Information (Webb Axle Group #2)**

Outer Bearing Cup	HM212011	←	Cup Code 5-General
Cone	HM212049		Cup Code 2-Stemco
Inner Bearing Cup	HM218210	←	Cup Code 9-Timken
Cone	HM218248		

**TRAILER AXLE APPLICATIONS**  
**WEBB AXLE GROUP 2**

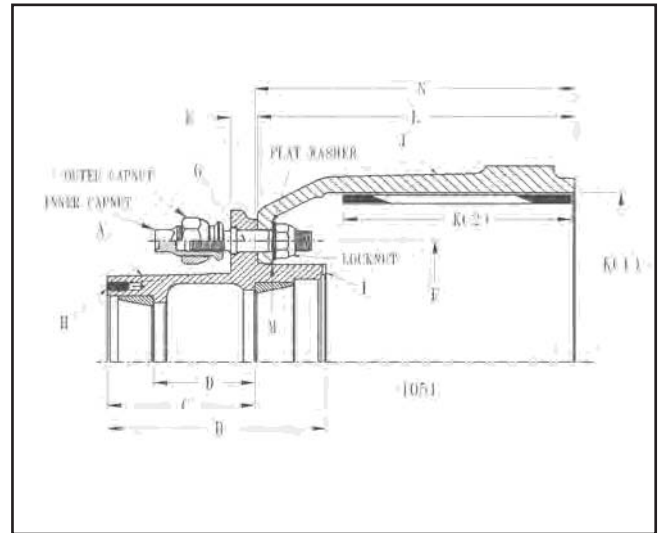
**ArvinMeritor:** TN, TQ, TQC, TQD  
**Hendrickson (Dana):** HN (D-22, K-22)  
**Dexter:** D200K, D225K  
**Ingersoll:** F22, DC22  
**Westport:** F3W-1600, F3W-2000, F3W-2000D, F6W-1600

**Wt: 38 LBS**  
**(Hub, Cups, Studs for Steel Disc Wheels)**

**Specification Information**

Drawing Reference	Item	Dimension
B	Overall Length (with ABS Teeth)	7.21
C	Outer Hubcap Face to Inner Brg. Cup Seat	4.87
D	Distance Between Cups	3.34
E	Inner Cup to Mounting Face	0.79
F	Bolt Circle Diameter	8.75
G	Wheel Stud Qty./Thread Diameter	(10) 3/4"-16 Thread
H	Hubcap Hole Pattern	6 Holes 0.31 Dia.
	(Hubcap not available from Webb)	5.50 Dia. Bolt Circle

**Hub Dynamic Capacity: 12,500 lbs.**



**Assembly Drawing**

- I. ABS Ring** (See Options Available for Order Code)  
**Part Number:** Hub may have Direct Machined ABS Teeth or it may come with a 51558 press on ring.  
**Pitch Diameter:** 6.77  
**Cup Seat to Face Dimension:** 2.34

**Brake Drum Information**  
**Drawing Reference**

Part No.	J Brake Drum Order Code			Special Information	K Brake Size		L Drum Overall Depth	M Drum Pilot Dia.	N Cup to End of Drum
	Standard	Balance	Est. Wt.		(1) Dia.	(2) Width			
63630	BL	—	71	0.50 Back Plate Thickness	12.25	5.50	8.59	7.12	8.68
63631	CL	—	78	0.50 Back Plate Thickness	12.25	7.50	10.47	7.12	10.56

**Wheel Fastener Information (See Pages 100 through 102 for Component Specifications)**

Disc Wheel	Tire App.	Drum Type	Stud (RH)	Color	Stud (LH)	Color	RH Cap Nuts Inner	RH Cap Nuts Outer	LH Cap Nuts Inner	LH Cap Nuts Outer	Stud Stand Out	Cap Nuts Installed	Order Code Less
Steel	Dual	Cast	139902	Black	139913	Green	107082	178910	107083	178921	1.33	A	M
Aluminum	Dual	Cast	139902	Black	139913	Green	105988	178910	105989	178921	1.33	U	M

**COMPONENT PARTS:**

Drum Fasteners: Flat Washer QTY: 10 P/N: 257 See Page 98 for Dimensions  
Lock Nut QTY: 10 P/N: 75716 See Page 98 for Dimensions

**SPECIAL NOTES:**

This hub designed for dual wheel mounting or single wheels with 1/2" maximum offset.  
A longer stud standout is not necessary when using Grade 8 inner cap nuts with aluminum disc wheels.

**Stud Standout (Cast Drums):** Dimensions shown are for brake drums having (.50) back plate thickness.

**OPTIONS AVAILABLE**

ORDER CODE	DESCRIPTION	PART NO.
T80	DMABS (100 Teeth)	N/A
	ABS (100 Teeth) Tone ring	51558
-51	Hub painted white	N/A

# HUB SPECIFICATIONS

# 1053

See Page 93 for Ordering Instructions

## TRAILER AXLE APPLICATIONS WEBB AXLE GROUP 2

**DESCRIPTION:** 10 Stud Hub w/8.75 Dia. Bolt Circle  
Uses Inboard Drum ( 3/4"-16) Serrated Stud

**ArvinMeritor:** TN, TQ, TQC, TQD  
**Hendrickson (Dana):** HN (D-22, K-22)  
**Dexter:** D200K, D225K  
**Ingersoll:** F22, DC22  
**Westport:** F3W-1600, F3W-2000, F3W-2000D, F6W-1600

### Bearing Information (Webb Axle Group #2)

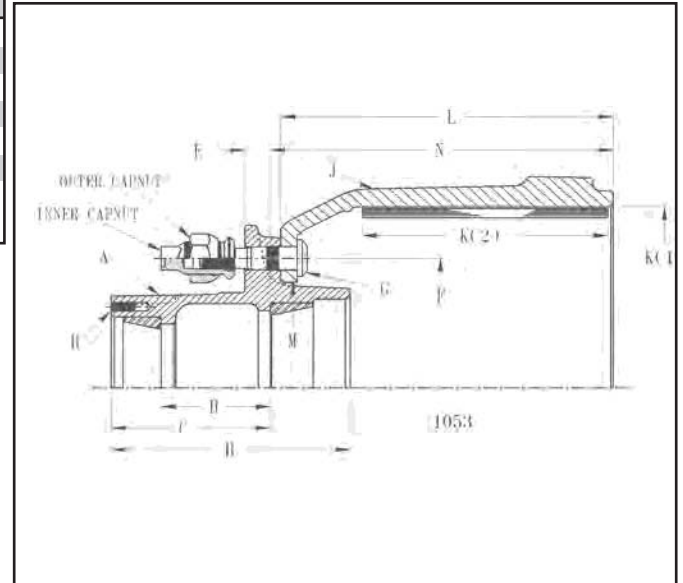
Outer Bearing Cup	HM212011	←	Cup Code 5-General
Cone	HM212049		
Inner Bearing Cup	HM218210	←	Cup Code 9-Timken
Cone	HM218248		

**Wt: 39 LBS**

**Specification Information (Hub, Cups, Studs for Steel Disc Wheels)**

Drawing Reference	Item	Dimension
B	Overall Length	7.31
C	Outer Hubcap Face to Inner Brg. Cup Seat	4.87
D	Distance Between Cups	3.34
E	Inner Cup to Mounting Face	0.79
F	Bolt Circle Diameter	8.75
G	Wheel Stud Qty./Thread Diameter	(10) 3/4"-16 Thread
H	Hubcap Hole Pattern (Hubcap not available from Webb)	6 Holes 0.31 Dia. 5.50 Dia. Bolt Circle

**Hub Dynamic Capacity: 12,500 lbs.**



**Assembly Drawing**

### I. ABS Ring (NOT AVAILABLE)

### Brake Drum Information Drawing Reference

Part No.	J			Special Information	K		L	M	N
	Brake Drum Order Code Standard	Balance	Est. Wt.		Brake Size (1) Dia.	(2) Width	Drum Overall Depth	Drum Pilot Dia.	Cup to End of Drum
63688-60	DR	—	81	0.50 Back Face Thickness	12.25	7.50	10.16	7.12	10.47

### Wheel Fastener Information (See Pages 100 through 102 for Component Specifications)

Disc Wheel	Tire App.	Drum Type	Stud (RH)	Color	Stud (LH)	Color	RH Cap Nuts Inner	Outer	LH Cap Nuts Inner	Outer	Stud Stand Out	Cap Nuts Installed	Order Code Less
Steel	Dual	Cast	159184	Black	159183	Green	107082	178910	107083	178921	1.36	A	M

### SPECIAL NOTES:

This hub designed for dual wheel mounting or single wheels with 1/2" maximum offset.

A longer stud standout is not necessary when using Grade 8 inner cap nuts with aluminum disc wheels.

**Stud Standout (Cast Drums):** Dimensions shown are for brake drums having (.50) back plate thickness.

### OPTIONS AVAILABLE

ORDER CODE	DESCRIPTION	PART NO.
-60	Hub & Drum Unpainted	N/A

See Page 93 for Ordering Instructions

## TRAILER AXLE APPLICATIONS WEBB AXLE GROUP 2

**DESCRIPTION:** 10 Stud Hub w/11.25 Dia. Bolt Circle  
Uses Outboard Drum ( 3/4"-16) Serrated Stud

**ArvinMeritor:** TN, TQ, TQC, TQD  
**Hendrickson (Dana):** HN (D-22, K-22)  
**Dexter:** D200K, D225K  
**Ingersoll:** F22, DC22  
**Westport:** F3W-1600, F3W-2000, F3W-2000D, F6W-1600

### Bearing Information (Webb Axle Group #2)

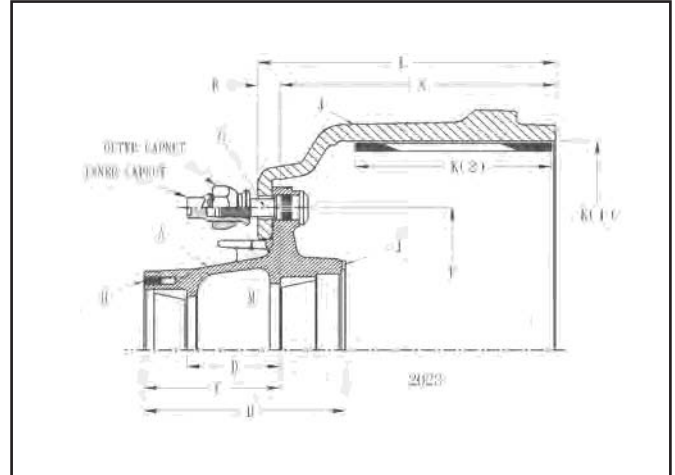
Outer Bearing Cup	HM212011	←	Cup Code 5-General
Cone	HM212049		
Inner Bearing Cup	HM218210	←	Cup Code 1-Timken
Cone	HM218248		

**Wt: 46 LBS**

### Specification Information (Hub, Cups, Studs for Steel Disc Wheels)

Drawing Reference	Item	Dimension
B	Overall Length (with ABS Teeth)	7.21
C	Outer Hubcap Face to Inner Brg. Cup Seat	4.87
D	Distance Between Cups	3.34
E	Inner Cup to Mounting Face	
	Cast Drum	0.79
	Steel Shell Drum	0.54
F	Bolt Circle Diameter	11.25
G	Wheel Stud Qty./Thread Diameter	(10) 3/4"-16 Thread
H	Hubcap Hole Pattern (Hubcap not available from Webb)	6 Holes 0.31 Dia. 5.50 Dia. Bolt Circle

**Hub Dynamic Capacity: 12,500 lbs.**



**Assembly Drawing**

**I. ABS Ring** (See Options Available for Order Code)  
**Part Number:** Hub Has Direct Machined ABS Teeth  
**Pitch Diameter:** 6.77  
**Cup Seat to Face Dimension:** 2.34

### Brake Drum Information Drawing Reference

Part No.	J Brake Drum Order Code			Special Information	K Brake Size		L Drum Overall Depth	M Drum Pilot Dia.	N Cup to End of Drum
	Standard	Balance	Est. Wt.		(1) Dia.	(2) Width			
61988	TS	-	103	0.50 Backplate Thickness/For 19.5" Disc Wheel	15.00	8.62	11.59	8.78	10.80
61991	TD	-	118	0.50 Backplate Thickness/For 19.5" Disc Wheel	15.00	8.62	11.75	8.78	10.96
66864	-	RK	110	0.50 Backplate Thickness/Heavy Duty Drum	16.50	7.00	10.54	8.78	9.75
66884	-	RH	117	0.50 Backplate Thickness/Extra Heavy Duty Drum	16.50	7.00	10.62	8.78	9.83
66854	JA	KA	120	0.56 Backplate Thickness/for use with 6.12" brake offset	16.50	8.62	11.46	8.78	10.61
66814	GV	DV	132	0.50 Back Plate Thickness/for use with 7.04" brake offset	16.50	8.62	12.39	8.78	11.60

### Wheel Fastener Information (See Pages 100 through 102 for Component Specifications)

Disc Wheel	Tire App.	Drum Type	Stud (RH)	Color	Stud (LH)	Color	RH Cap Nuts Inner	RH Cap Nuts Outer	LH Cap Nuts Inner	LH Cap Nuts Outer	Stud Stand Out	Cap Nuts Installed	Order Code Less
Steel	Dual	Cast	101172	Black	101173	Green	107082	178910	107083	178921	1.44	A	M
Aluminum	Dual	Cast	101172	Black	101173	Green	105988	178910	105989	178921	1.44	U	M
Steel/Alum.	Dual	Cast	This disc wheel not recommended for use with BSN (Ball Seat) Mount Hubs.										
Steel	Dual	Steel Shell	101170	Silver	101171	Yellow	107082	178910	107083	178921	1.38	B	F
Aluminum	Dual	Steel Shell	101170	Silver	101171	Yellow	105988	178910	105989	178921	1.38	Z	F
For Longer Stud Standout (See Special Notes)													
Aluminum	Dual	Cast	101174	Silver	101175	Yellow	105988	178910	105989	178921	1.74	V	T
Aluminum	Dual	Steel Shell	101172	Black	101173	Green	105988	178910	105989	178921	1.69	U	M
Steel/Alum.	Single	Cast	101174	Silver	101175	Yellow	-	178736	-	178737	1.74	K	T
Steel/Alum.	Single	Steel Shell	101172	Black	101173	Green	-	178736	-	178737	1.69	J	M
1 1/8" Alum Super Single	Single	Steel Shell	101174	Silver	101175	Yellow	-	178736	-	178737	1.99	K	T

**SPECIAL NOTES:** A longer stud standout is not necessary when using Grade 8 inner cap nuts with aluminum disc wheels. This hub designed for dual wheel mounting or single wheels with 1/2" maximum offset.

**Stud Standout (Cast Drums):** Dimensions shown are for brake drums having (.50) backplate thickness. Deduct (.06) from these dimensions when using brake drums having (.56) backplate thickness.

OPTIONS AVAILABLE		
ORDER CODE	DESCRIPTION	PART NO.
T	ABS (100 Teeth)	N/A
-51	Hub painted white	N/A



# HUB SPECIFICATIONS

# 2343

See Page 93 or Ordering Instructions

**TRAILER AXLE APPLICATIONS**  
**WEBB AXLE GROUP 4**

**DESCRIPTION:** 10 Stud Hub w/11.25 Dia. Bolt Circle  
Uses Outboard Drum ( 3/4"-16) Serrated Stud

**ArvinMeritor:** TP  
**Hendrickson (Dana):** HP (P-22)  
**Ingersoll:** F-24, DC24

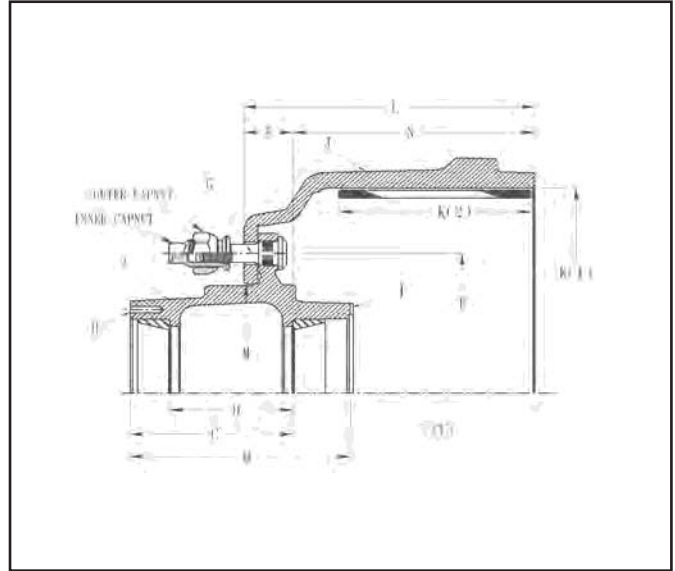
**Bearing Information (Webb Axle Group #4)**

Outer Bearing Cup	HM518410	←	Cup Code 5-General
Cone	HM518445		Cup Code 2-Stemco
Inner Bearing Cup	HM518410	←	Cup Code 1-Timken
Cone	HM518445		

**Hub Dynamic Capacity: 12,500 lbs.**

**Specification Information** **Wt: 46 LBS**  
**(Hub, Cups, Studs for Steel Disc Wheels)**

Drawing Reference	Item	Dimension
B	Overall Length (with ABS Teeth)	8.15
C	Outer Hubcap Face to Inner Brg. Cup Seat	5.95
D	Distance Between Cups	4.50
E	Inner Cup to Mounting Face	
	Cast Drum	1.79
	Steel Shell Drum	1.54
F	Bolt Circle Diameter	11.25
G	Wheel Stud Qty./Thread Diameter	(10) 3/4"-16 Thread
H	Hubcap Hole Pattern (Hubcap not available from Webb)	6 Holes 0.31 Dia. 6.75 Dia. Bolt Circle



**Assembly Drawing**

**I. ABS** (See Options Available for Order Code)  
**Part Number:** Hub has Direct Machined ABS Teeth  
**Pitch Diameter:** 6.77  
**Cup Seat to Face Dimension:** 2.20

**Brake Drum Information**  
**Drawing Reference**

Part No.	J Brake Drum Order Code			Special Information	K Brake Size		L Drum Overall Depth	M Drum Pilot Dia.	N Cup to End of Drum
	Standard	Balance	Est. Wt.		(1) Dia.	(2) Width			
61988	TS	-	103	0.50 Backplate Thickness/for 19.5" Disc Wheel	15.00	8.62	11.59	8.78	10.80
61991	TD	-	118	0.50 Backplate Thickness/for 19.5" Disc Wheel	15.00	8.62	11.75	8.78	10.96
66864	-	RK	110	0.50 Back Plate Thickness/Heavy Duty Drum	16.50	7.00	10.54	8.78	9.75
66884	-	RH	117	0.50 Back Plate Thickness/Extra Heavy Duty Drum	16.50	7.00	10.62	8.78	9.83
66854	JA	KA	120	0.56 Back Plate Thickness/for use with 5.06" brake offset	16.50	8.62	11.46	8.78	9.61
66814	GV	DV	132	0.50 Back Plate Thickness/for use with 5.62" brake offset	16.50	8.62	12.39	8.78	10.60

**Wheel Fastener Information (See Pages 100 through 102 for Component Specifications)**

Disc Wheel	Tire App.	Drum Type	Stud (RH)	Color	Stud (LH)	Color	RH Cap Nuts		LH Cap Nuts		Stud Stand Out	Cap Nuts Order Code	
							Inner	Outer	Inner	Outer		Installed	Less
Steel	Dual	Cast	101170	Silver	101171	Yellow	107082	178910	107083	178921	1.35	A	M
Aluminum	Dual	Cast	101170	Silver	101171	Yellow	105988	178910	105989	178921	1.35	U	M
Steel	Dual	Steel Shell	101170	Silver	101171	Yellow	107082	178910	107083	178921	1.60	B	F
Aluminum	Dual	Steel Shell	101170	Silver	101171	Yellow	105988	178910	105989	178921	1.60	Z	F
For Longer Stud Standout (See Special Notes)													
Aluminum	Dual	Cast	101174	Silver	101175	Yellow	105988	178910	105989	178921	1.96	V	T
Aluminum	Dual	Steel Shell	101170	Silver	101171	Yellow	105988	178910	105989	178921	1.60	U	M
Steel/Alum.	Single	Cast	101174	Silver	101175	Yellow	-	178736	-	178737	1.96	K	T
Steel/Alum.	Single	Steel Shell	101170	Silver	101171	Yellow	-	178736	-	178737	1.60	J	M
1 1/8' Alum Super Single	Single	Steel Shell	101174	Silver	101175	Yellow	-	178736	-	178737	2.21	K	T

**SPECIAL NOTES:** A longer stud standout is not necessary when using Grade 8 inner cap nuts with aluminum disc wheels.  
This hub designed for dual wheel mounting or single wheels with 1/2" maximum offset.

**Stud Standout (Cast Drums):** Dimensions shown are for brake drums having (.50) backplate thickness. Deduct (.06) from these dimensions when using brake drums having (.56) backplate thickness.

OPTIONS AVAILABLE		
ORDER CODE	DESCRIPTION	PART NO.
T	ABS (100 Teeth)	N/A
-51	Hub painted white	N/A
-71	Oil fill plug installed	72519

See Page 93 for Ordering Instructions

**DESCRIPTION:** 10 Stud Hub w/11.25 Dia. Bolt Circle  
Uses Outboard Drum - (3/4"-16) Serrated Stud

## TRAILER AXLE APPLICATIONS WEBB AXLE GROUP 7

**Dana Spicer (Eaton):** K-30  
**Ingersoll:** A26

### Bearing Information (Webb Axle Group #7)

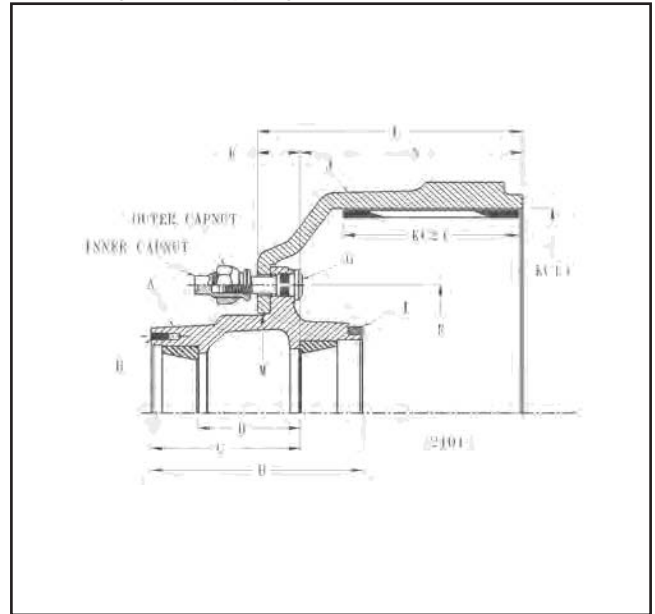
Outer Bearing Cup	742	←	Cup Code 1-Timken Only
Cone	740		
Inner Bearing Cup	752	←	Cup Code 1-Timken Only
Cone	759		

**Wt: 63 LBS**

### Specification Information (Hub, Cups, Studs for Steel Disc Wheels)

Drawing Reference	Item	Dimension
B	Overall Length (with ABS Ring)	8.47
C	Outer Hubcap Face to Inner Brg. Cup Seat	5.94
D	Distance Between Cups	4.06
E	Inner Cup to Mounting Face	1.68
F	Bolt Circle Diameter	11.25
G	Wheel Stud Qty./Thread Diameter	(10) 3/4"-16
H	Hubcap Hole Pattern (Hubcap not available from Webb)	6 Holes 0.31 Dia. 6.75 Dia. Bolt Circle

**Hub Dynamic Capacity: 15,000 lbs.**



**Assembly Drawing**

### Brake Drum Information Drawing Reference

J				Special Information	K		L	M	N
Part No.	Brake Drum Order Code Standard	Balance	Est. Wt.		Brake Size (1) Dia.	(2) Width	Drum Overall Depth	Drum Pilot Dia.	Cup to End of Drum
66884	-	RH	117	0.50 Backplate Thickness/Extra Heavy Duty Drum	16.50	7.00	10.62	8.78	8.94

### Wheel Fastener Information (See Pages 100 through 102 for Component Specifications)

Disc Wheel	Tire App.	Drum Type	Stud (RH)	Color	Stud (LH)	Color	RH Cap Nuts		LH Cap Nuts		Stud Stand Out	Cap Nuts Installed	Order Code Less
Steel	Dual	Cast	101172	Black	101173	Green	107082	178910	107083	178921	1.44	A	M
Aluminum	Dual	Cast	101172	Black	101173	Green	105988	178910	105989	178921	1.44	U	M
1-Steel/1-Alum	Dual	Cast	This disc wheel combination not recommended for use with BSN (Ball Seat) Mount Hubs										
For Longer Stud Standout (See Special Notes)													
Aluminum	Dual	Cast	101174	Silver	101175	Yellow	105988	178910	105989	178921	1.74	V	T
Steel or Alum.	Single	Cast	101174	Silver	101175	Yellow	-	178736	-	178737	1.74	K	T

### SPECIAL NOTES:

A longer stud standout is not necessary when using Grade 8 inner cap nuts with aluminum disc wheels.

**Note:** This hub designed for dual wheel mounting or single wheels with 1/2" maximum offset.

**Stud Standout (Cast Drums):** Dimensions shown are for brake drums having (.50) backplate thickness.

### OPTIONS AVAILABLE

ORDER CODE	DESCRIPTION	PART NO.
T	ABS (100 Teeth)	50704

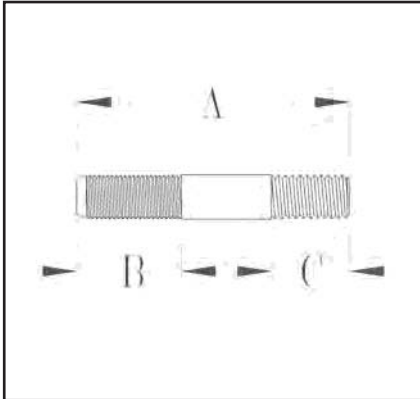


# SECTION 5

## Component Parts

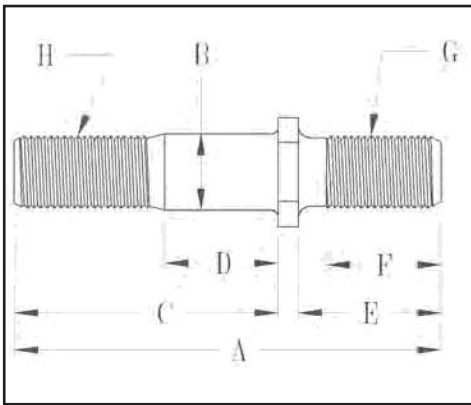
# COMPONENT PARTS

## STUDS



### DRIVE STUDS

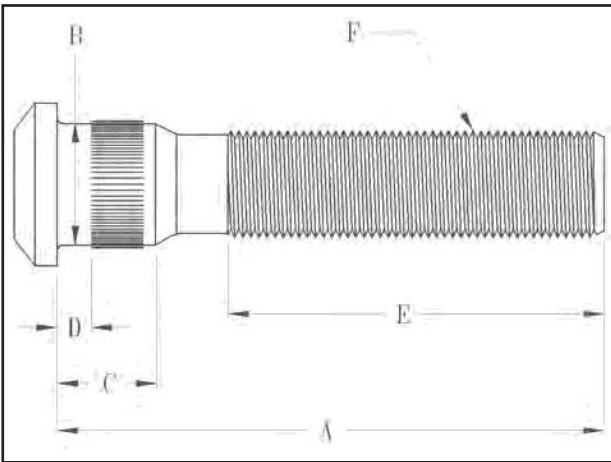
Webb Part No.	A	Nut End		Wheel/Hub End	
		Thread	B Thread Length	Thread	C Thread Length
152030	3.00	1/2" - 20	1.03	1/2" - 13	.91
156226	2.65	9/16" - 18	1.15	9/16" - 12	.80
161832	3.53	5/8" - 18	1.37	5/8" - 11	.94
175032	3.25	3/4" - 16	1.59	3/4" - 10	1.03



### SHOULDER STUDS

Webb Part No.	Color	A	B	C	D	E	F	G Thread	H Thread
<b>139902 (RH)</b>	Black	4.00	.78	2.47	1.06	1.34	1.08	3/4" - 16	3/4" - 16
<b>139913 (LH)</b>	Green	4.00	.78	2.47	1.06	1.34	1.08	3/4" - 16	3/4" - 16
<b>183101 (LH)</b>	Green	4.88	.78	3.34	1.88	1.35	1.09	3/4" - 16	3/4" - 16

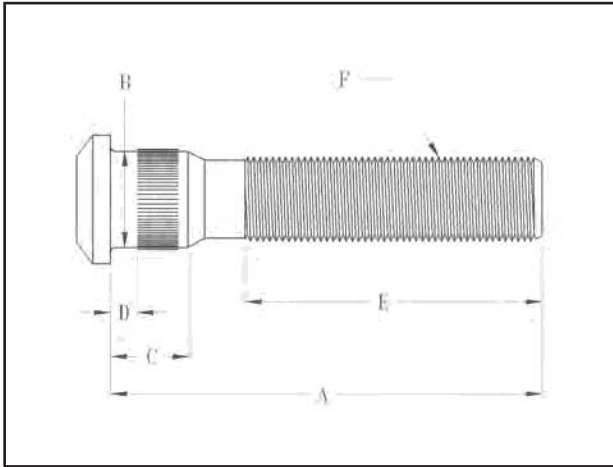
### 3/4" — 16 SERRATED STUDS



Webb Part Number	Color	A	B	C	D	E	F Thread
<b>101170 (RH)</b>	Silver	2.60	.97	.70	.20	1.12	3/4" - 16
<b>101171 (LH)</b>	Yellow	2.60	.97	.70	.20	1.12	3/4" - 16
<b>101172 (RH)</b>	Black	2.91	.97	.70	.20	1.18	3/4" - 16
<b>101173 (LH)</b>	Green	2.91	.97	.70	.20	1.18	3/4" - 16
<b>101174 (RH)</b>	Silver	3.21	.97	.70	.20	1.61	3/4" - 16
<b>101175 (LH)</b>	Yellow	3.21	.97	.70	.20	1.61	3/4" - 16
<b>101176 (RH)</b>	Black	2.79	.97	.70	.20	1.18	3/4" - 16
<b>101177 (LH)</b>	Green	2.79	.97	.70	.20	1.18	3/4" - 16
<b>101178 (RH)</b>	Black	3.35	.97	.70	.20	1.87	3/4" - 16
<b>101179 (LH)</b>	Green	3.35	.97	.70	.20	1.87	3/4" - 16
<b>159183 (LH)</b>	Green	2.96	.78	1.40	.56	1.06	3/4" - 16
<b>159184 (RH)</b>	Black	2.96	.78	1.40	.56	1.06	3/4" - 16
<b>159190 (RH)</b>	Black	2.38	.78	.88	.25	1.06	3/4" - 16
<b>159191 (LH)</b>	Green	2.38	.78	.88	.25	1.06	3/4" - 16
<b>198521 (LH)</b>	Yellow	2.72	.78	1.38	.31	1.03	3/4" - 16

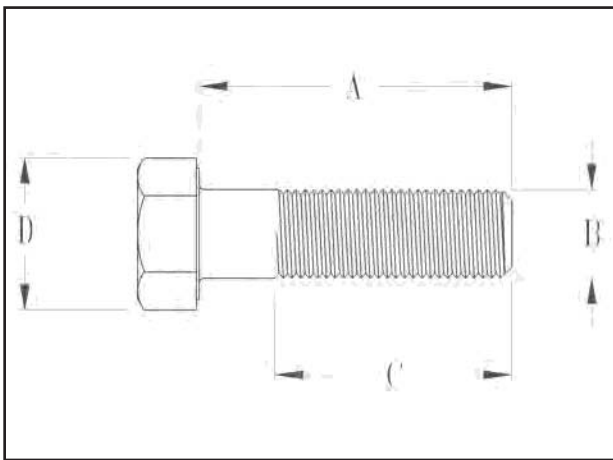
# COMPONENT PARTS

## STUDS (con't)



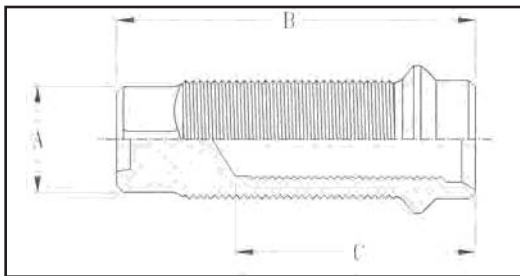
### M22 x 1.5 SERRATED STUDS

Webb Part Number	Color	A	B	C	D	E	F Thread
101160 (RH)	Black	4.91	.97	.72	.25	3.66	M22 x 1.5
101161 (RH)	Black	4.32	.97	.72	.25	3.07	M22 x 1.5
101162 (RH)	Black	4.00	.97	.53	.10	3.00	M22 x 1.5
101163 (LH)	Green	4.00	.97	.53	.10	3.00	M22 x 1.5
101164 (RH)	Black	3.55	.97	.53	.10	2.55	M22 x 1.5
101166 (RH)	Black	2.57	.97	.72	.25	1.32	M22 x 1.5
101191 (RH)	Black	2.90	.97	.72	.25	1.65	M22 x 1.5
101193 (RH)	Black	3.19	.97	.53	.10	2.19	M22 x 1.5
101198 (RH)	Black	5.55	.97	.72	.25	4.30	M22 x 1.5
101199 (RH)	Black	4.59	.97	.53	.10	3.59	M22 x 1.5



### CAP SCREWS

Webb Part Number	A	B Thread	C	D Across Flats
83750	.75	3/8" - 16	.75	.56
85612	1.75	9/16" - 12	1.21	.81
85711	1.62	5/8" - 11	1.37	.94
87511 (Has Adhesive Patch)	2.25	3/4" - 10	1.75	1.12

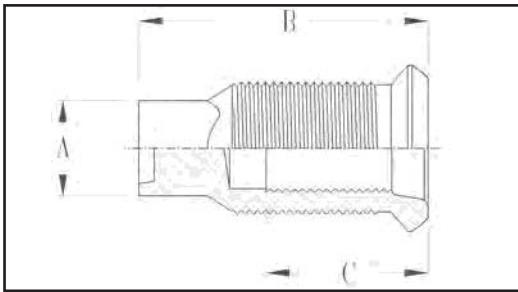


### INNER CAP NUTS (for ALUMINUM WHEELS)

Webb Part Number	Inner Thread	Outer Thread	A Square	B Length	C Inner Thread Depth	Remarks
105988 (RH)	3/4" - 16	1 1/8" - 16	.81	3.06	1.88	Grade 8 for Aluminum Wheels
105989 (LH)	3/4" - 16	1 1/8" - 16	.81	3.06	1.88	

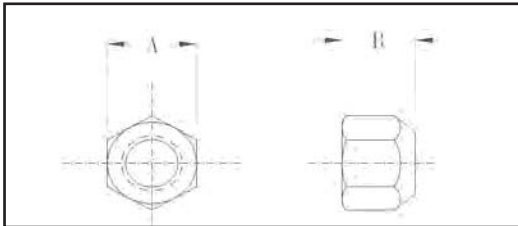
# COMPONENT PARTS

## NUTS (con't)



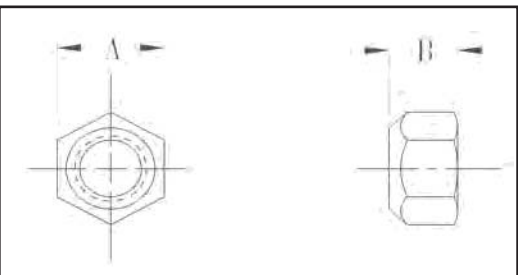
### INNER CAP NUTS (for STEEL WHEELS)

Webb Part Number	Inner Thread	Outer Thread	A Square	B Length	C Inner Thread Depth	Remarks
107082 (RH)	3/4" - 16	1 1/8" - 16	.81	2.24	1.25	Grade 8 for Steel Wheels
107083 (LH)	3/4" - 16	1 1/8" - 16	.81	2.24	1.25	



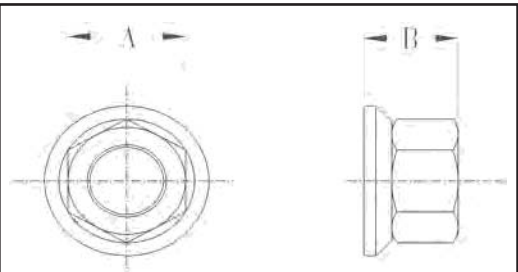
### OUTER CAP NUTS

Webb Part Number	Thread Size	A Hex	B Height	Remarks
178736 (RH)	3/4" - 16	1.50	.88	Standard Single Wheel Nuts
178737 (LH)	3/4" - 16	1.50	.88	
178910 (RH)	1 1/8" - 16	1.50	.88	For Dual or Single Wheels
178921 (LH)	1 1/8" - 16	1.50	.88	



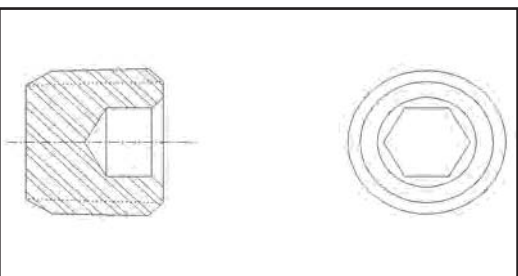
### LOCK NUTS

Webb Part Number	Thread Size	A Hex	B Height
75716	3/4" - 16	1.12	.65



### FLANGE NUTS

Webb Part Number	Thread Size	A Hex	B Height
179935	M22 X 1.5	1.30	1.22

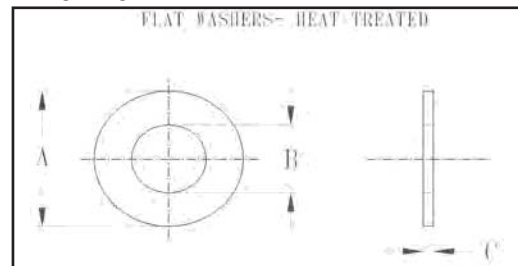


### OIL PLUG

Webb Part Number	Description
72518	1/4" - 18 NPTF Hex Socket Long Steel Plug
72519	3/8" - 18 NPTF Hex Socket Pipe Plug
72520	9/16" - 18 UNF-ZA Hex Socket O-Ring Boss Plug

## WASHERS

FLAT WASHERS- HEAT TREATED



### WASHERS (FLAT)

Webb Part Number	A O.D.	B I.D.	C Thickness
257	1.38	.81	.09
259	2.26	1.26	.13

## LIMITED WARRANTY

**Webb Wheel Products, Inc.** (Seller) hereby warrants to the original purchaser of its products, that it will replace or repair, at its option, all products of its manufacture found to be defective in material and workmanship, without charge. This shall be Buyer's exclusive remedy for Seller's liability hereunder.

This warranty is limited to those products which fail in normal use and service because of defects in material and workmanship, with all such products being subject to inspection of material and workmanship by an authorized representative of Seller, within a reasonable period after a claim is made. Seller will not accept the return of any goods without its prior written consent.


Seller's liability to Buyer, or anyone claiming through or on behalf of Buyer, with respect to any claim or loss arising out of the products or alleged to have resulted from actual loss or omission of Seller, whether negligent or otherwise, and whether in tort, contract, or otherwise, including failure to deliver, delay in delivery, or breach of warranty, shall be limited to an amount equal to the purchase price of the goods or part thereof with respect to which such liability is claimed or, where appropriate and at the option of Seller to replacement of the goods or part thereof. In no case will Seller be liable for any bodily injury, death, or property damage resulting from or in any way arising out of the products or their use or manufacture. **IN NO EVENT SHALL SELLER BE LIABLE FOR INCIDENTAL OR CONSEQUENTIAL DAMAGES, LAWSUITS, OR EXPENSES ARISING OUT OF ANY SALE, CONTRACT OR TRANSACTION WITH BUYER.**

Seller will not be liable for any failure or damages caused by abuse of its products, improper installation, improper application or use, fire, accidents or results thereof, improper maintenance or acts of God.

**THESE ARE SELLER'S ONLY WARRANTIES. SELLER MAKES NO OTHER WARRANTY OF ANY KIND WHATSOEVER, EXPRESS OR IMPLIED. ALL IMPLIED WARRANTIES OF MERCHANTABILITY AND/OR FITNESS FOR A PARTICULAR PURPOSE ARE HEREBY DISCLAIMED BY SELLER AND EXCLUDED.**

## Want a better wheel end? Start with a better hub.

- The secret behind Webb's industry leading products is in the engineering. Our products are proven, tested and true. Webb's staff of industry veterans keeps developing products to ensure peak performance for you.
- Webb products are designed and developed using 3-D solid modeling, finite element analysis and design/process failure mode & effects analysis. Webb also uses fatigue, durability and corrosion resistance verification tests to provide our customers with lightweight yet durable products sure to meet transportation and operational cost needs.



- Webb has shaped the wheel end industry through products that have become industry standards. Webb hubs are available to fit all the popular trailer, drive, and steering axles.
- Webb Wheel Products Inc. has been recognized with *Heavy Duty Trucking*<sup>®</sup> *Nifty Fifty* awards for innovative product design and engineering.



Webb Wheel Products, Inc.

**866.824.8753**

**[www.webbwheel.com](http://www.webbwheel.com)**

**OEM Business Unit**  
9840 W. SR 66  
Tell City, IN 47586  
812-548-0477

**Aftermarket Business Unit**  
2310 Industrial Drive  
Cullman, AL 35055  
256-739-6246