

Single Groove Sheaves for "4L" or "A" Belts

"3L" Belts may be used with These Sheaves as Indicated in Table Below

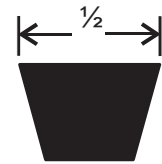


Table No.1 Stock Sizes—Finished Bore

PART NO.	DIAMETERS			Type	STOCK BORES MARKED "X"											DIMENSIONS				Wt. Lbs
	Outside	Datum "A"	Datum 3L"		1/2"	5/8"	3/4"	7/8"	15/16"	1"	1 1/8"	1 3/16"	1 1/4"	1 3/8"	1 7/16"	F	L	P	C	
▲AK17	1.75"	1.50"	1.16"	1	x	x	-	-	-	-	-	-	-	-	-	21/32"	15/16"	7/16"	5/32"	.2
▲AK20	2.00	1.80	1.46	1	x	x	x	-	-	-	-	-	-	-	-	21/32"	15/16"	7/16"	5/32"	.3
▲AK21	2.10	1.90	1.56	1	x	x	x	-	-	-	-	-	-	-	-	21/32"	15/16"	7/16"	5/32"	.4
▲AK22	2.20	2.00	1.66	1	x	x	x	-	-	-	-	-	-	-	-	21/32"	15/16"	7/16"	5/32"	.5
▲AK23	2.30	2.10	1.76	1	x	x	x	-	-	-	-	-	-	-	-	21/32"	15/16"	7/16"	5/32"	.5
▲AK25	2.50	2.30	1.96	2	x	x	x	-	-	-	-	-	-	-	-	21/32"	15/16"	7/16"	5/32"	.5
▲AK26	2.60	2.40	2.06	2	x	x	x	-	-	-	-	-	-	-	-	21/32"	15/16"	7/16"	5/32"	.5
▲AK27	2.70	2.50	2.16	2	x	x	x	-	-	-	-	-	-	-	-	21/32"	15/16"	7/16"	5/32"	.6
▲AK28	2.80	2.60	2.26	2	x	x	x	-	-	-	-	-	-	-	-	21/32"	15/16"	7/16"	5/32"	.7
▲AK30	3.05	2.80	2.46	2	x	x	x	x	-	-	-	-	-	-	-	21/32"	15/16"	7/16"	5/32"	.7
▲AK32	3.25	3.00	2.66	2	x	x	x	x	-	-	-	-	-	-	-	21/32"	15/16"	7/16"	5/32"	.7
▲AK34	3.45	3.20	2.86	2	x	x	x	x	-	-	-	-	-	-	-	21/32"	15/16"	7/16"	5/32"	.9
AK39	3.75	3.50	3.16	2	x	x	x	x	x	x	-	-	-	-	3/4	1 5/32"	15/32"	1/16"	1.4	
AK41	3.95	3.70	3.36	2	x	x	x	x	x	x	-	-	-	-	3/4	1 5/32"	15/32"	1/16"	1.5	
AK44	4.25	4.00	3.66	3	x	x	x	x	x	x	-	-	-	-	3/4	1 5/32"	15/32"	1/16"	1.5	
AK46	4.45	4.20	3.86	3	x	x	x	x	x	x	-	-	-	-	3/4	1 5/32"	15/32"	1/16"	1.5	
AK49	4.75	4.50	4.16	3	x	x	x	x	x	x	-	-	-	-	3/4	1 5/32"	15/32"	1/16"	1.7	
AK51	4.95	4.70	4.36	3	x	x	x	x	x	x	-	-	-	-	3/4	1 5/32"	15/32"	1/16"	1.7	
AK54	5.25	5.00	4.66	3	x	x	x	x	x	x	x	-	-	-	3/4	1 5/32"	15/32"	1/16"	1.8	
AK56	5.45	5.20	4.86	3	x	x	x	x	x	x	x	-	-	-	3/4	1 5/32"	15/32"	1/16"	1.9	
AK59	5.75	5.50	5.16	3	x	x	x	x	x	x	x	-	-	-	3/4	1 5/32"	15/32"	1/16"	2.0	
AK61	5.95	5.70	5.36	3	x	x	x	x	x	x	x	-	-	-	3/4	1 5/32"	15/32"	1/16"	2.1	
AK64	6.25	6.00	5.66	3	x	x	x	x	x	x	x	-	-	-	3/4	1 5/32"	15/32"	1/16"	2.2	
AK66	6.45	6.20	5.86	3	-	x	x	-	-	x	x	-	-	-	3/4	1 5/32"	15/32"	1/16"	2.3	
AK69	6.75	6.50	6.16	3	-	-	x	-	-	x	x	-	-	-	3/4	1 15/32"	23/32"	0	3.5	
AK71	6.95	6.70	6.36	3	-	x	x	-	-	x	x	-	-	-	3/4	1 15/32"	23/32"	0	3.8	
▲AK74	7.25	7.00	6.66	3	x	x	x	-	x	x	x	x	-	-	3/4	1 15/32"	23/32" ★	0★	3.4	
▲AK79	7.75	7.50	7.16	3	-	-	x	-	-	x	x	-	-	-	3/4	1 15/32"	23/32"	0	4.0	
▲AK84	8.25	8.00	7.66	3	x	x	x	-	x	x	x	-	-	-	3/4	1 15/32"	23/32" ★	0★	3.8	
▲AK89	8.75	8.50	8.16	3	-	-	x	-	-	x	x	-	-	-	3/4	1 15/32"	23/32"	0	4.3	
▲AK94	9.25	9.00	8.66	3	x	x	x	-	x	x	x	-	-	-	3/4	1 15/32"	23/32" ★	0★	4.5	
▲AK99	9.75	9.50	9.16	3	-	-	x	-	-	x	x	-	-	-	3/4	1 15/32"	23/32"	0	5.3	
▲AK10	10.25	10.00	9.66	3	-	x	x	-	-	x	x	x	-	-	3/4	1 15/32"	23/32" ★	0★	5.1	
▲AK10	10.75	10.50	10.16	3	-	-	x	-	-	x	x	-	-	-	3/4	1 15/32"	23/32"	0	5.8	
▲AK11	11.25	11.00	10.66	3	-	-	x	-	-	x	x	-	-	-	3/4	1 15/32"	23/32" ★	0★	5.6	
▲AK12	12.25	12.00	11.66	3	-	x	x	-	-	x	x	-	-	-	3/4	1 15/32"	23/32" ★	0★	6.5	
AK134	13.25	13.00	12.66	3	-	-	x	-	-	x	x	-	-	-	3/4	1 15/32"	23/32"	0	7.5	
AK144	14.25	14.00	13.66	3	-	-	x	-	-	x	x	-	-	-	3/4	1 15/32"	23/32"	0	8.5	
AK154	15.25	15.00	14.66	3	-	-	x	-	-	x	x	-	-	-	3/4	1 15/32"	23/32"	0	9.8	
AK184	18.25	18.00	17.66	3	-	-	x	-	-	x	x	-	-	-	3/4	1 15/32"	23/32"	0	12.1	

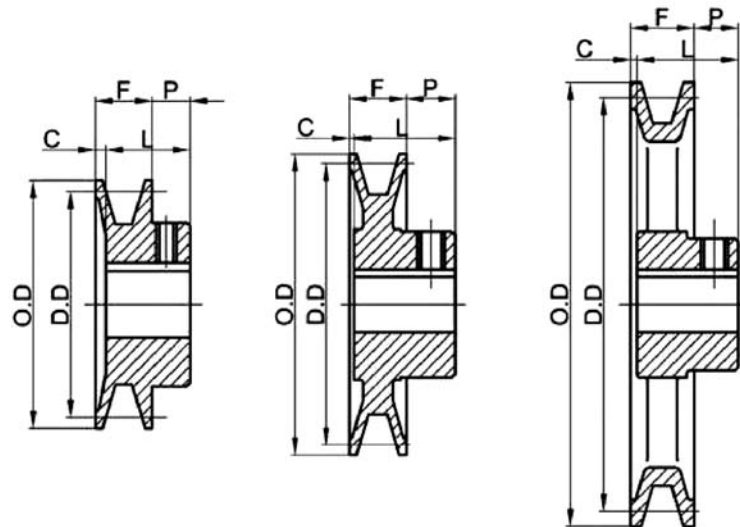
★P=25/32" and C=1/16" for 1" Bore and Smaller

▲ NOTE—DO NOT USE THESE "AK" SHEAVES WITH BORES 1" AND UNDER WITH NOTCHED BELT RATINGS.

Standard Keyseats

Table No.2

Bore Range	Keyseat
1/2"	None
5/8" to 7/8"	3/16" x 3/32"
15/16" to 1 1/4"	1/4 x 1/8"
1 7/16"	3/8 x 3/16"



TYPE 1

TYPE 2

TYPE 3

RBL "AK" Sheaves are accurately machined from fine grained cast iron, statically balanced, painted and individually packaged. They are furnished with Standard Keyseats and Hollow Head Setscrews.

**Single Groove Sheaves for "4L" or "A" Belts**

"3L" Belts may be used with These Sheaves as Indicated in Table Below

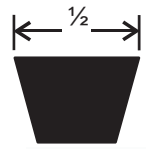
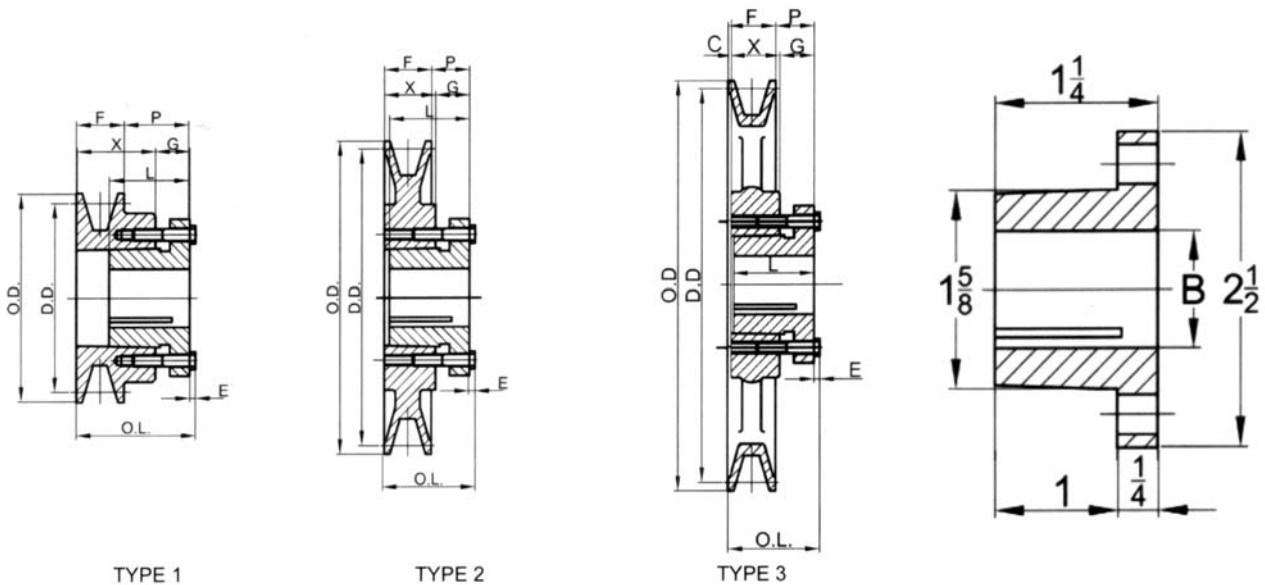


Table No.1

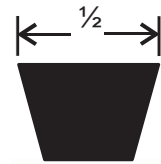
Stock Sizes—with split Taper Bushings

Part No.	DIAMETERS			Type	DIMENSIONS								Wt less Bush.
	O.D.	Datum "A"	Datum "3L"		O.L.	F	L	P	C	X	G	E	
AK30H	3.05"	2.80"	2.46"	1	1 13/16"	3/4"	1 1/4"	7/8"	—	1 3/16"	7/16"	3/16"	1.10
AK32H	3.25	3.00	2.66	1	1 13/16	3/4	1 1/4	7/8	—	1 3/16	7/16	3/16	1.20
AK34H	3.45	3.20	2.86	2	1 1/2	3/4	1 1/4	9/16	—	7/8	7/16	3/16	1.00
AK39H	3.75	3.50	3.16	2	1 1/2	3/4	1 1/4	9/16	—	7/8	7/16	3/16	1.40
AK41H	3.95	3.70	3.36	2	1 1/2	3/4	1 1/4	9/16	—	7/8	7/16	3/16	1.60
AK44H	4.25	4.00	3.66	2	1 1/2	3/4	1 1/4	9/16	—	7/8	7/16	3/16	1.90
AK46H	4.45	4.20	3.86	2	1 1/2	3/4	1 1/4	9/16	—	7/8	7/16	3/16	1.90
AK49H	4.75	4.50	4.16	2	1 1/2	3/4	1 1/4	9/16	—	7/8	7/16	3/16	2.10
AK51H	4.95	4.70	4.36	2	1 1/2	3/4	1 1/4	9/16	—	7/8	7/16	3/16	2.30
AK54H	5.25	5.00	4.66	2	1 1/2	3/4	1 1/4	9/16	—	7/8	7/16	3/16	2.00
AK56H	5.45	5.20	4.86	2	1 1/2	3/4	1 1/4	9/16	—	7/8	7/16	3/16	2.30
AK59H	5.75	5.50	5.16	2	1 1/2	3/4	1 1/4	9/16	—	7/8	7/16	3/16	2.40
AK61H	5.95	5.70	5.36	3	1 1/2	3/4	1 1/4	9/16	0	7/8	7/16	3/16	2.50
AK64H	6.25	6.00	5.66	3	1 1/2	3/4	1 1/4	9/16	0	7/8	7/16	3/16	2.70
AK66H	6.45	6.20	5.86	3	1 1/2	3/4	1 1/4	9/16	0	7/8	7/16	3/16	2.80
AK69H	6.75	6.50	6.16	3	1 1/2	3/4	1 1/4	9/16	0	7/8	7/16	3/16	3.20
AK71H	6.95	6.70	6.36	3	1 1/2	3/4	1 1/4	9/16	0	7/8	7/16	3/16	3.10
AK74H	7.25	7.00	6.66	3	1 1/2	3/4	1 1/4	9/16	0	7/8	7/16	3/16	3.30
AK79H	7.75	7.50	7.16	3	1 1/2	3/4	1 1/4	9/16	0	7/8	7/16	3/16	3.50
AK84H	8.25	8.00	7.66	3	1 1/2	3/4	1 1/4	9/16	0	7/8	7/16	3/16	3.60
AK89H	8.75	8.50	8.16	3	1 1/2	3/4	1 1/4	9/16	0	7/8	7/16	3/16	4.00
AK94H	9.25	9.00	8.66	3	1 1/2	3/4	1 1/4	9/16	0	7/8	7/16	3/16	4.40
AK99H	9.75	9.50	9.16	3	1 1/2	3/4	1 1/4	9/16	0	7/8	7/16	3/16	4.70
AK104H	10.25	10.00	9.66	3	1 1/2	3/4	1 1/4	9/16	0	7/8	7/16	3/16	4.50
AK109H	10.75	10.50	10.16	3	1 1/2	3/4	1 1/4	9/16	0	7/8	7/16	3/16	5.10
AK114H	11.25	11.00	10.66	3	1 1/2	3/4	1 1/4	9/16	0	7/8	7/16	3/16	5.50
AK124H	12.25	12.00	11.66	3	1 1/2	3/4	1 1/4	9/16	0	7/8	7/16	3/16	6.10
AK134H	13.25	13.00	12.66	3	1 1/2	3/4	1 1/4	9/16	0	7/8	7/16	3/16	7.40
AK144H	14.25	14.00	13.66	3	1 1/2	3/4	1 1/4	9/16	0	7/8	7/16	3/16	7.80
AK154H	15.25	15.00	14.66	3	1 1/2	3/4	1 1/4	9/16	0	7/8	7/16	3/16	8.80
AK184H	18.25	18.00	17.66	3	1 1/2	3/4	1 1/4	9/16	0	7/8	7/16	3/16	11.30





Two Groove Sheaves for "4L" or "A" Belts

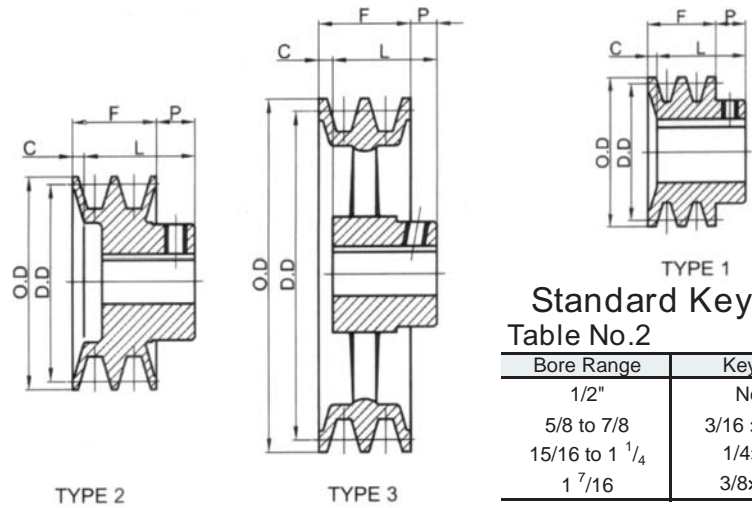



"3L" Belts may be used with These Sheaves as Indicated in Table

Table No.1

Stock Sizes—Finished Bore

Part No.	DIAMETERS			Type	STOCK BORES MARKED "X"										DIMENSIONS				Wt Lbs
	Out side	Datum "A"	Datum "3L"		1/2"	5/8"	3/4"	7/8"	15/16"	1"	1 1/8"	1 3/16"	1 3/8"	1 7/16"	F	L	P	C	
2AK20	2.00"	1.80"	1.46"	1	x	x	x	—	—	—	—	—	—	1 3/8"	1 21/32"	15/32"	3/16"	.8	
2AK21	2.15	1.90	1.56	1	x	x	x	—	—	—	—	—	—	1 3/8	1 21/32	15/32	3/16	.9	
2AK22	2.25	2.00	1.66	1	x	x	x	x	—	—	—	—	—	1 3/8	1 21/32	15/32	3/16	.9	
2AK23	2.35	2.10	1.76	1	—	x	x	x	—	x	—	—	—	1 3/8	1 21/32	15/32	3/16	1.1	
2AK25	2.55	2.30	1.96	1	—	x	x	x	—	x	—	—	—	1 3/8	1 21/32	15/32	3/16	1.3	
2AK26	2.65	2.40	2.06	1	—	x	x	x	—	x	—	—	—	1 3/8	1 21/32	15/32	3/16	1.4	
2AK27	2.75	2.50	2.16	1	—	x	x	x	—	x	—	—	—	1 3/8	1 21/32	15/32	3/16	1.5	
2AK28	2.85	2.60	2.26	1	—	x	x	x	—	x	—	—	—	1 3/8	1 21/32	15/32	3/16	1.8	
2AK30	3.05	2.80	2.46	1	x	x	x	x	—	x	x	—	—	1 3/8	1 21/32	15/32	3/16	1.8	
2AK32	3.25	3.00	2.66	1	—	x	x	x	—	x	x	—	—	1 3/8	1 21/32	15/32	3/16	2.1	
2AK34	3.45	3.20	2.86	1	—	x	x	x	—	x	x	—	—	1 3/8	1 21/32	15/32	3/16	2.3	
2AK39	3.75	3.50	3.16	2	—	x	x	x	—	x	x	—	—	1 3/8	1 11/32	15/32	1/2	2.6	
2AK41	3.95	3.70	3.36	2	—	x	x	x	—	x	x	—	—	1 3/8	1 11/32	15/32	1/2	2.9	
2AK44	4.25	4.00	3.66	2	—	x	x	x	—	x	x	—	—	1 3/8	1 11/32	15/32	1/2	3.0	
2AK46	4.45	4.20	3.86	2	—	—	—	x	—	x	x	—	—	1 3/8	1 11/32	15/32	1/2	3.1	
2AK49	4.75	4.50	4.16	2	—	—	x	x	—	x	x	—	x	1 3/8	1 11/32	15/32	1/2	3.6	
2AK51	4.95	4.70	4.36	2	—	—	x	x	—	x	x	—	x	1 3/8	1 11/32	15/32	1/2	3.8	
2AK54	5.25	5.00	4.66	3	—	x	x	x	—	x	x	—	x	1 3/8	1 11/32	15/32	1/2	3.3	
2AK56	5.45	5.20	4.86	3	—	x	x	—	—	x	x	—	x	1 3/8	1 11/32	15/32	1/2	3.4	
2AK59	5.75	5.50	5.16	3	—	—	—	—	—	x	x	—	x	1 3/8	1 11/32	15/32	1/2	3.5	
2AK61	5.95	5.70	5.36	3	—	—	x	x	—	x	x	—	x	1 3/8	1 11/32	15/32	1/2	3.6	
2AK64	6.25	6.00	5.66	3	—	—	x	—	—	x	x	x	x	1 3/8	1 19/32	11/32	1/8	4.8	
2AK74	7.25	7.00	6.66	3	—	—	x	—	—	x	x	x	x	1 3/8	1 19/32	11/32	1/8	5.6	
2AK84	8.25	8.00	7.66	3	—	—	x	—	x	x	x	x	x	1 3/8	1 19/32	11/32	1/8	6.4	
2AK94	9.25	9.00	8.66	3	—	—	x	—	—	x	x	x	x	1 3/8	1 19/32	11/32	1/8	7.3	
2AK104	10.25	10.00	9.66	3	—	—	x	—	x	x	—	—	x	1 3/8	1 19/32	11/32	1/8	8.1	
2AK114	11.25	11.00	10.66	3	—	—	x	—	—	x	—	x	x	1 3/8	1 19/32	11/32	1/8	9.0	
2AK124	12.25	12.00	11.66	3	—	—	x	—	—	x	—	x	x	1 3/8	1 19/32	11/32	1/8	9.8	
2AK134	13.25	13.00	12.66	3	—	—	—	—	—	—	—	x	—	1 3/8	1 19/32	11/32	1/8	12.3	
2AK144	14.25	14.00	13.66	3	—	—	—	—	—	x	—	—	x	1 3/8	1 19/32	11/32	1/8	13.9	
2AK154	15.25	15.00	14.66	3	—	—	—	—	—	—	—	x	—	1 3/8	1 19/32	11/32	1/8	14.3	
2AK184	18.25	18.00	17.66	3	—	—	—	—	—	—	—	x	—	1 3/8	1 19/32	11/32	1/8	17.4	



Standard Keyseats  
Table No.2

Bore Range	Keyseat
1/2"	None
5/8 to 7/8	3/16 x3/32 "
15/16 to 1 1/4	1/4x1/8
1 7/16	3/8x3/16

**Two Groove Sheaves for "4L" or "A" Belts**

"3L" Belts may be used with These Sheaves as Indicated in Table Below

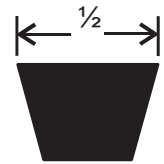


Table No.1

Stock Sizes—with split Taper Bushings

Part No.	DIAMETERS			Type	DIMENSIONS								Wt. Less Bush
	O.D.	Datum "A"	Datum "3L"		O.L.	F	L	P	C	X	G	E	
2AK30H	3.05"	2.80"	2.46"	1	2 7/16"	1 3/8	1 1/4"	7/8"	15/16"	7/8"	7/16"	3/16"	1.40
2AK32H	3.25	3.00	2.66	1	2 7/16	1 3/8	1 1/4	7/8	15/16	7/8	7/16	3/16	1.70
2AK34H	3.45	3.20	2.86	1	2	1 3/8	1 1/4	7/16	1/2	7/8	7/16	3/16	1.80
2AK39H	3.75	3.50	3.16	1	2	1 3/8	1 1/4	7/16	1/2	7/8	7/16	3/16	1.80
2AK41H	3.95	3.70	3.36	2	1 1/2	1 3/8	1 1/4	1/16	—	7/8	7/16	3/16	1.90
2AK44H	4.25	4.00	3.66	2	1 1/2	1 3/8	1 1/4	1/16	—	7/8	7/16	3/16	2.40
2AK46H	4.45	4.20	3.86	2	1 1/2	1 3/8	1 1/4	1/16	—	7/8	7/16	3/16	2.50
2AK49H	4.75	4.50	4.16	2	1 1/2	1 3/8	1 1/4	1/16	—	7/8	7/16	3/16	3.10
2AK51H	4.95	4.70	4.36	2	1 1/2	1 3/8	1 1/4	1/16	—	7/8	7/16	3/16	3.20
2AK54H	5.25	5.00	4.66	2	1 1/2	1 3/8	1 1/4	1/16	—	7/8	7/16	3/16	3.40
2AK56H	5.45	5.20	4.86	2	1 1/2	1 3/8	1 1/4	1/16	—	7/8	7/16	3/16	3.60
2AK59H	5.75	5.50	5.16	3	1 1/2	1 3/8	1 1/4	1/16	0	7/8	7/16	3/16	3.40
2AK61H	5.95	5.70	5.36	3	1 1/2	1 3/8	1 1/4	1/16	0	7/8	7/16	3/16	3.30
2AK64H	6.25	6.00	5.66	3	1 1/2	1 3/8	1 1/4	1/16	0	7/8	7/16	3/16	3.90
2AK74H	7.25	7.00	6.66	3	1 1/2	1 3/8	1 1/4	1/16	0	7/8	7/16	3/16	4.90
2AK84H	8.25	8.00	7.66	3	1 1/2	1 3/8	1 1/4	1/16	0	7/8	7/16	3/16	5.80
2AK94H	9.25	9.00	8.66	3	1 1/2	1 3/8	1 1/4	1/16	0	7/8	7/16	3/16	6.10
2AK104H	10.25	10.00	9.66	3	1 1/2	1 3/8	1 1/4	1/16	0	7/8	7/16	3/16	7.70
2AK114H	11.25	11.00	10.66	3	1 1/2	1 3/8	1 1/4	1/16	0	7/8	7/16	3/16	8.50
2AK124H	12.25	12.00	11.66	3	1 1/2	1 3/8	1 1/4	1/16	0	7/8	7/16	3/16	9.50
2AK134H	13.25	13.00	12.66	3	1 1/2	1 3/8	1 1/4	1/16	0	7/8	7/16	3/16	11.40
2AK144H	14.25	14.00	13.66	3	1 1/2	1 3/8	1 1/4	1/16	0	7/8	7/16	3/16	11.90
2AK154H	15.25	15.00	14.66	3	1 1/2	1 3/8	1 1/4	1/16	0	7/8	7/16	3/16	13.30
2AK184H	18.25	18.00	17.66	3	1 1/2	1 3/8	1 1/4	1/16	0	7/8	7/16	3/16	16.80

