






TRAILER



2S/1M EASY-STOP RETROFIT KIT					
	Part No.	New/Service Exchange	Replaces Ecu	Contains Ecu/Valve	Application
	R955322	New	S472 500 011 0	S400 500 104 0	Dollies, steerable axles, turntables Contains an Enhanced Easy-Stop ECU/Valve and a power cable adapter for use with the existing Easy-Stop power cable.
	R955344	New	S472 500 021 0	S400 500 101 0	Standard trailers Do not use with turntables, steerables, or dollies. Contains an Enhanced Easy-Stop ECU/Valve and a power cable adapter for use with the existing Easy-Stop power cable.
	R955345	New	S472 500 021 0	S400 500 101 0	Standard trailers Contains an Enhanced Easy-Stop ECU/Valve and a power cable adapter for use with the existing Easy-Stop power cable.



4S/2M, 4S/3M EASY-STOP RETROFIT KIT					
	Part No.	New/Service Exchange	Replaces Ecu	Contains Ecu/Valve	Application
	R955320	New	S472 500 012 0	S400 500 103 0	Contains an Enhanced Easy-Stop ECU/Valve and a power cable adapter for use with the existing Easy-Stop power cable.
	R955321	New	S472 500 012 0	S400 500 103 0	Contains an Enhanced Easy-Stop ECU/Valve and a power cable adapter for use with the existing Easy-Stop power cable.
	R955346	New	S472 500 013 0	S400 500 103 0	Contains an Enhanced Easy-Stop ECU/Valve and a power cable adapter for use with the existing Easy-Stop power cable.

2S/1M RETROFIT KIT BENDIX, HALDEX, WABASH RETROFIT KIT					
		New/Service Exchange	Contains Ecu/Valve	Application	
	R955374	New	S400 500 101 0	ECU/Valve Assembly, 14 foot Power Cable, Sensors with 18 in. Leads, 6 foot Sensor Extension Cables and Sensor Clips. If for Wabash, only applies to MBS1 or MBS1P.	



1



TRAILER

2S/1M OR 4S/1M RETROFIT KIT — WABASH MBS2				
	Part No.	New/Service Exchange	Contains Ecu/Valve	Application
	R955423	New	S400 500 101 0	ECU/Valve Assembly, 14 foot Power Cable, Sensors, 6 foot Sensor Extension Cables, Sensor Clips with 18 in. Leads, Axle Plug (Tapped Axle), Press Plugs, Sensor Mounting Blocks, Sealant and Retrofit Instructions
	R955428	New	N/A	ABS Ring, Press Plugs, Sensor Mounting Blocks, Sealant and Retrofit Instructions





2S/1M ECU WITH VALVE						
	Part No.	New/Service Exchange	Ecu Only	Modulator Valve	Bracket	Application
	S400 500 101 0	New	S446 108 201 0	S472 195 033 0	S478 407 058 4	Used on trailers produced after March 1, 2001. Complete Enhanced Easy-Stop Assembly consists of an ECU, single or dual modulator valve and, for the Basic, a bracket. Replacement parts include ECU or modulator valve, mounting screws, O-ring, grease, and installation instructions.
	S400 500 101 7	Service Exchange				
	S400 500 104 0	New	S446 108 204 0	S472 195 033 0	S478 407 058 4	Recommended for use with turntables, steerables and dollies Used on trailers produced after March 1, 2001. Complete Enhanced Easy-Stop Assembly consists of an ECU, single or dual modulator valve and, for the Basic, a bracket. Replacement parts include ECU or modulator valve, mounting screws, O-ring, grease, and installation instructions.
	S400 500 104 7	Service Exchange				




TRAILER

ECU WITH VALVE						
	Part No.	New/Service Exchange	Ecu Only	Modulator Valve	Bracket	Application
	S400 500 102 0	New	S400 850 600 0	S400 850 602 0	NA	Used on trailers produced after March 1, 2001. Complete Enhanced Easy-Stop Assembly consists of an ECU, single or dual modulator valve and, for the Basic, a bracket. Replacement parts include ECU or modulator valve, mounting screws, O-ring, grease, and installation instructions.
	S400 500 102 7	Service Exchange				
	S400 500 103 0	New	S400 850 601 0	S400 850 602 0	NA	Used on trailers produced after March 1, 2001. Complete Enhanced Easy-Stop Assembly consists of an ECU, single or dual modulator valve and, for the Basic, a bracket. Replacement parts include ECU or modulator valve, mounting screws, O-ring, grease, and installation instructions.
	S400 500 103 7	Service Exchange				




2S/2M, 4S/2M, 4S/3M WITH INFOLINK ECU WITH VALVE						
	Part No.	New/Service Exchange	Ecu Only	Modulator Valve	Bracket	Application
	S400 500 105 0	New	NA	S400 850 602 0	S478 407 058 4	Used on trailers produced after March 1, 2001. Complete Enhanced Easy-Stop Assembly consists of an ECU, single or dual modulator valve and, for the Basic, a bracket. Replacement parts include ECU or modulator valve, mounting screws, O-ring, grease, and installation instructions.
	S400 500 106 0	New	NA	S472 195 033 0	S478 407 058 4	Used on trailers produced after March 1, 2001. Complete Enhanced Easy-Stop Assembly consists of an ECU, single or dual modulator valve and, for the Basic, a bracket. Replacement parts include ECU or modulator valve, mounting screws, O-ring, grease, and installation instructions.

TRAILER


ECU WITHOUT VALVE				
	Part No.	New/Service Exchange	Type	Application
	S400 850 600 0	New	2S/2M	Used on trailers produced after March 1, 2001. Includes ECU, mounting screws, O-ring, grease, and installation instructions.
	S400 850 600 7	Service Exchange		
	S400 850 601 0	New	2S/2M, 4S/2M or 4S/3M Premium	Used on trailers produced after March 1, 2001. Includes ECU, mounting screws, O-ring, grease, and installation instructions.
	S400 850 601 7	Service Exchange		
	S446 108 201 0	New	2S/1M	Used on standard trailers produced after March 1, 2001. Includes ECU, mounting screws, O-ring, grease, and installation instructions.
	S446 108 201 7	Service Exchange		
	S446 108 204 0	New	2S/1M	Used on trailers produced after March 1, 2001. Includes ECU, mounting screws, O-ring, grease, and installation instructions. Recommended for use with turntables, steerables and dollies.
	S446 108 204 7	Service Exchange		


MODULATOR VALVE					
	Part No.	New/Service Exchange	Application		
	S400 850 602 0	New	Used on trailers produced after March 1, 2001. For 2M Enhanced Easy-Stop Supply (Port 1) - 3/4 in.-14 Dryseal NPTF		
	S400 850 602 7	Service Exchange			
	Part No.	New/Service Exchange	Port	Operating Pressure Psi	Application
	S472 195 033 0	New	Exhaust (Port 3) - No thread	145 (10)	For use on trailers produced April 1, 1999 or later. For 3M Enhanced Easy-Stop or 2M/3M Easy-Stop units Use with bayonet style cable connectors. 12 volt, 3-4 psi crack pressure, 2 supply ports, 4 delivery ports
	S472 195 033 7	Service Exchange			
	R955378	New	3/4 in.-14 Dryseal NPTF	145 (10)	For use on trailers produced prior to April 1, 1999. For 3M Enhanced Easy-Stop or 2M/3M Easy-Stop Units.
	R955378NX	Service Exchange			


TRAILER

RSS RETROFIT KIT 4S/2M			
	KIT NO.	VALVE ONLY	APPLICATION
	R955465	S480 107 000 0	Air Ride Suspension with Non-ABS or Other Non-WABCO Equipped Trailer ABS ECU/Valve Assembly, 3 ft. Power Cable, Sensors with 1.5 ft. Leads, 6 ft. Sensor Extension Cables, In-Line Filter, Sensor Clips, Sensor Blocks, Tone Rings, Identification Labels and Installation Instructions.
	R955466	S480 107 000 0	Air Ride Suspension with WABCO ABS Equipped Trailer with 4S/2M ECU/Valve Assembly, 3 ft. Power Cable, 6 ft. Sensor Extension Cables, In-Line Filter, Identification Labels and Installation Instructions.
	R955470	S480 107 000 0	Spring Ride Suspension with Non-ABS or Other Non-WABCO Equipped Trailer ABS ECU/Valve Assembly, 3 ft. Power Cable, Sensors with 1.5 ft. Leads, 6 ft. Sensor Extension Cables, In-Line Filter, Sensor Clips, Sensor Blocks, Tone Rings, Distance Sensor, Distance Sensor Cable, Distance Sensor Bracket, Identification Labels and Installation Instructions.
	R955471	S480 107 000 0	Spring Ride Suspension with WABCO ABS Equipped Trailer with 4S/2M ECU/Valve Assembly, 3 ft. Power Cable, 6 ft. Sensor Extension Cables, In-Line Filter, Distance Sensor Cable, Distance Sensor Bracket, Identification Labels and Installation Instructions
	R955487	S480 107 000 0	ECU/Valve Assembly, 15 ft. Power Cable, 3 ft. Sensor Extension Cables, In-Line Filter, In-Line Filter, Distance Sensor, Distance Sensor Cable, Identification Labels and Installation Instructions
	R955555	S480 107 000 0	ECU/Valve Assembly, 15 ft. Power Cable, 15 ft. Sensor Extension Cables, 3 ft. Sensor Extension Cable, In-Line Filter, Distance Sensor, Distance Sensor Cable, Identification Labels and Installation Instructions
	R955600	S480 107 000 0	ECU/Valve Assembly, 15 ft. Power Cable, 10 ft. Sensor Extension Cables, In-Line Filter, Distance Sensor Cable, Distance Sensor Bracket, Identification Labels and Installation Instructions
	R955901	S480 107 000 0	Air Ride Suspension with WABCO ABS Equipped Trailer with 4S/2M ECU/Valve Assembly, 15 ft. Power Cable, 10 ft. Sensor Extension Cables, In-Line Filter, Identification Labels and Installation Instructions.


TRAILER

RSS VALVE ASSEMBLY 1M				
	PART NO.	NEW/SERVICE EXCHANGE	VOLT	APPLICATION
	S480 110 001 0	New	12	Requires Toolbox™ to complete "End of Line Test"

RSS VALVE ASSEMBLY 2M				
	PART NO.	NEW/SERVICE EXCHANGE	VOLT	APPLICATION
	S480 107 000 0	New	12	EBS installation kit not required. Requires Toolbox™ to complete "End of Line Test"
	S480 107 000 7	Service Exchange		

RSS+ EXTENSIONS		
	PART NO.	APPLICATION
	S441 050 100 0	Distance sensor used for mechanical coil spring applications.


LINKAGE ASSEMBLY		
	PART NO.	APPLICATION
	S441 050 712 2	Distance sensor linkage used for mechanical coil spring applications.

REPLACEMENT LABELS				
	PART NO.	QUANTITY	DESCRIPTION	PART NUMBER
	R955900	10	Filter-In Label ABS Instruction Label Constant Power Label RSS Label	S899 201 842 4 TP95172 S100 001 012 4 S899 201 833 4


1

TRACTOR


PROGRAMMABLE ECU CAB MOUNTED 4S/4M*


	PART NO.	VOLT	APPLICATION
	S400 864 009 0C	12	Power Line Carrier with Automatic Traction Control Option
	S400 864 011 0C	12	Basic
	S400 864 361 0C	12	Power Line Carrier
	S400 865 013 0C	12	External Braking Request, Automatic Traction Control, Power Line Carrier
	S400 865 015 0C	12	Hill Start Aid, External Braking Request, Electronic Stability Control, Automatic Traction Control, Power Line Carrier
	S400 865 043 0C	12	External Braking Request, Roll Stability Control, Automatic Traction Control, Power Line Carrier
	S400 865 052 0C	12	External Braking Request, Roll Stability Control, Automatic Traction Control, Power Line Carrier
	S400 866 164 0C	12	External Braking Request, Electronic Stability Control, Automatic Traction Control, Power Line Carrier
	S400 866 167 0C	12	Hill Start Aid, External Braking Request, Electronic Stability Control, Automatic Traction Control, Power Line Carrier


PROGRAMMABLE ECU CAB MOUNTED 6S/6M*


	PART NO.	VOLT	APPLICATION
	S400 864 005 0C	12	Hill Start Aid, Automatic Traction Control, Power Line Carrier
	S400 864 007 0C	12	Power Line Carrier with Automatic Traction Control Option
	S400 864 008 0C	12	Power Line Carrier with Automatic Traction Control Option
	S400 865 014 0C	12	External Braking Request, Roll Stability Control, Automatic Traction Control, Power Line Carrier
	S400 865 044 0C	12	External Braking Request, Roll Stability Control, Automatic Traction Control, Power Line Carrier
	S400 865 045 0C	12	External Braking Request, Roll Stability Control, Automatic Traction Control, Power Line Carrier
	S400 865 047 0C	12	Hill Start Aid, External Braking Request, Electronic Stability Control, Automatic Traction Control, Power Line Carrier
	S400 865 048 0C	12	Hill Start Aid, External Braking Request, Electronic Stability Control, Automatic Traction Control, Power Line Carrier
	S400 866 165 0C	12	Electronic Stability Control, Automatic Traction Control, Power Line Carrier
	S400 866 166 0C	12	External Braking Request, Roll Stability Control, Automatic Traction Control, Power Line Carrier
	S400 866 168 0C	12	Hill Start Aid, External Braking Request, Electronic Stability Control, Automatic Traction Control, Power Line Carrier
	S400 866 169 0C	12	Hill Start Aid, External Braking Request, Electronic Stability Control, Automatic Traction Control, Power Line Carrier

TRACTOR

PROGRAMMABLE ECU FRAME MOUNTED 4S/4M*			
	PART NO.	VOLT	APPLICATION
	S400 860 000 0C	12	Power Line Carrier with Automatic Traction Control Option
	S400 860 004 0C	12	Automatic Traction Control, Power Line Carrier
	S400 868 007 0C	12	External Braking Request, Roll Stability Control, Automatic Traction Control, Power Line Carrier
	S400 860 003 0C	12	Power Line Carrier with Automatic Traction Control Option
	S400 868 009 0C	12	External Braking Request, Roll Stability Control, Automatic Traction Control, Power Line Carrier

PROGRAMMED ECU CAB MOUNTED 6S/6M					
	PART NO.	HARDWARE	TIRE SIZE RPM	VOLT	WHEEL BASE
	S400 866 308 0	Universal	488-519	12	240-264


PROGRAMMED ECU FRAME MOUNTED 4S/4M					
	PART NO.	HARDWARE	TIRE SIZE RPM	VOLT	WHEEL BASE
	S446 106 076 0	N/A	N/A	12	N/A
	S400 864 612 0	Universal	428-578	24	428-578
	S400 865 006 0	Universal	488-519	12	N/A
	S400 866 001 0	Universal	488-519	12	N/A
	S400 866 662 0	Universal	459-487	12	265-292
	S400 868 102 0	N/A	447-493	12	N/A


PROGRAMMED ECU FRAME MOUNTED 6S/6M							
	PART NO.	CCVS SA	HARDWARE	CONFIGURATION	TIRE SIZE RPM	VOLT	WHEEL BASE
	S446 106 205 0	N/A	N/A	N/A	N/A	12	N/A
	S400 851 021 0	N/A	N/A	6S/6M	494-545	12	N/A
	S446 003 701 0	00h	Universal	6S/6M	428-578	12	N/A
	S446 106 205 0	00h	Frame	6S/6M	494-545	12	N/A
	S446 106 209 0	00h	Frame	6S/6M	428-578	12	N/A


*See Tractor ABS ECU Cross Reference on Page 11-2.


1

TRACTOR

PROGRAMMED ECU FRAME MOUNTED 6S/4M				
	PART NO.	CONFIGURATION	VERSION	VOLT
	S446 106 071 0	6S/4M	D	12

ECU CONVERSION KIT 4S/3M			
	PART NO.	NEW/SERVICE EXCHANGE	VERSION
	S400 850 196 0	New	D

ECU BENCH PROGRAMMER UNIT	
	PART NO.
	S400 850 960 0 See page 1-13 for instructions on purchasing TOOLBOX diagnostic software.

NOREGON COMMUNICATION ADAPTER — TRACTOR ABS	
	PART NO.
	M-N0122061 See page 1-13 for instructions on purchasing TOOLBOX diagnostic software.

PROGRAMMABLE ECU STOCKING KITS	
Top 5 ECUs (80% of the WABCO-equipped vehicles on the road)	
PART NO.	CONTENTS
R955620	Top 5 ECUs: S400 864 009 0C, S400 860 000 0C, S400 865 043 0C, S400 864 011 0C, S400 865 044 0C
R955623	Top 5 ECUs; ECU Bench Programmer Unit; S400 850 960 0
R955626	Top 5 ECUs; ECU Bench Programmer Unit; Noregon Communications Adapter; M-N0122061
Top 7 ECUs (90% of the WABCO-equipped vehicles on the road)	
PART NO.	CONTENTS
R955621	Top 7 ECUs: S400 864 009 0C, S400 860 000 0C, S400 865 043 0C, S400 864 011 0C, S400 865 044 0C, S400 865 045 0C, S400 866 164 0C
R955624	Top 7 ECUs; ECU Bench Programmer Unit; S400 850 960 0
R955627	Top 7 ECUs; ECU Bench Programmer Unit; Noregon Communications Adapter; M-N0122061