

2S/1M ABS Relay Valve Kits  
Dollies and Single Axle Applications



**Features:**

- New trailer and competitive replacements
- Cost-effective solution for competitive system changeout
- ECU and ABS Valve designed to be serviced separately

**Specifications:**

ECU Design: PLC Select  
Valve Type: ABS Relay

**Notes:**

- 1) ABS Relay Valve system requires an additional separate spring brake control valve, such as Haldex KN26120 (N34031A).
- 2) DO NOT use this kit to replace the Haldex Full Function ABS (FFABS) System.
- 3) Most ABS maintenance involves Wheel-end Sensors. Haldex recommends that Wheel-end Sensors be replaced when replacing or upgrading the ABS System.

Service Part No.	Product Description	ECU/Valve Part No.	Valve Specifications	Kit Contents other than Valve/ECU Assemblies	OEM Part Number
AQ960505	2S/1M ABS Relay Valve Kit	N9001A	2-Port, 1/2" Reservoir Port, 12V, 3/8" Control Port, 3/8" Delivery Port	6.0M Power Cord Extension 2.5M Sensors (90°) and Clips	-

## 2S/1M FFABS Valve Kits New Trailer Solutions / Multi-Axle Applications



AQ960208 Shown

### Features:

- For non-steer axles
- Patented FFABS Valve with integral Spring Brake Control function
- Pre-installed Reservoir Nipple with swivel and lock-nut feature assures easy servicing
- ECU and ABS Valve designed to be serviced separately

### Specifications:

ECU Design: PLC Select  
Valve Type: FFABS

### Notes:

- 1) Kit content varies see chart below for details.
- 2) Most ABS maintenance involves Wheel-end Sensors. Haldex recommends that Wheel-end Sensors be replaced when replacing or upgrading the ABS System.

Service Part No.	Product Description	ECU/Valve Part No.	Valve Specifications	Kit Contents other than Valve/ECU Assemblies	OEM Part Number
AQ960208	2S/1M FFABS Valve Kit	N9001JB	4-Port, Dual Nipple 1/2" & 3/4", 12V, 3/8" Ports Spring Brake Priority	20M Power Cord with 12M ABS Lamp Lead; 2.5M Full Sensors (90°) and Clips	-
AQ960802	2S/1M FFABS Valve Kit	N9001JB	4-Port, Dual Nipple 1/2" & 3/4", 12V, 3/8" Ports Spring Brake Priority	20M Power Cord with 12M ABS Lamp Lead; ABS Light Kit, 2.5M Sensor Extensions	-
AQ961402	2S/1M FFABS Valve Kit	N9001JB	4-Port, Dual Nipple 1/2" & 3/4", 12V, 3/8" Ports Spring Brake Priority	2.5M Sensor Extensions	-
AQ961404	2S/1M FFABS Valve Kit	N9001JB	4-Port, Dual Nipple 1/2" * & 3/4", 12V, 3/8" Ports Spring Brake Priority	6.0M Power Cord Extension, 2.5M Sensor Extensions	-

## 2S/1M ABS Relay Valve Kits Multi-Axle Applications



AQ960503 Shown

### Features:

- Competitive replacements
- For non-steer axles
- Cost-effective solution for competitive system changeout
- ECU and ABS Valve designed to be serviced separately

### Specifications:

ECU Design: PLC Select  
Valve Type: ABS Relay

### Notes:

- 1) ABS Relay Valve system requires an additional separate spring brake control valve, such as Haldex KN26120 (N34031A).
- 2) DO NOT use this kit to replace the Haldex Full Function ABS (FFABS) System.
- 3) Kit content varies see chart below for details.
- 4) AQ960514 & AQ960515 replaces MBS1, MB S1P and MBS2 (MBS2 requires optional wheel-end hardware kits to upgrade installation from in-axle sensing: AQ15457 uses Sensor Blocks, AQ15458 uses Sensor Brackets).
- 5) Most ABS maintenance involves Wheel-end Sensors. Haldex recommends that Wheel-end Sensors be replaced when replacing or upgrading the ABS System.

Service Part No.	Product Description	ECU/Valve Part No.	Valve Specifications	Kit Contents other than Valve/ECU Assemblies	OEM Part Number
AQ960503	2S/1M ABS Relay Valve Kit	N9001AA	6-Port, 1/2" Reservoir Port, 12V, 3/8" Control Port, 3/8" Delivery Port	6.0M Power Cord Extension 3.0M Sensor Extensions	-
AQ960510	2S/1M ABS Relay Valve Kit	N9001AA	6-Port, 1/2" Reservoir Port, 12V, 3/8" Control Port, 3/8" Delivery Port	6.0M Power Cord Extension 2.0M Sensor Extensions	-
AQ960514	2S/1M ABS Relay Valve Kit for MBS WNC Changeout (Max)	N9001ZA	4-Port, 1/2" Reservoir Port, 12V, 3/8" Control Port, 3/8" Delivery Port, Special Mounting Bracket	6.0M Power Cord Extension 2.5M Sensors and Clips All Miscellaneous Hardware Required For Installation	-
AQ960515	2S/1M ABS Relay Valve Kit for MBS WNC Changeout (Lite)	N9001ZA	4-Port, 1/2" Reservoir Port, 12V, 3/8" Control Port, 3/8" Delivery Port, Special Mounting Bracket	6.0M Power Cord Extension 2.5M Sensors and Clips All Miscellaneous Hardware Required For Installation	-

## 4S/2M FFABS Valve Kits Primarily Competitive Changeout



AQ963002 Shown

### Features:

- Cost effective solution for competitive system changeout
- Patented FFABS Valve with integral Spring Brake Control function
- Pre-installed Reservoir Nipple with swivel and lock-nut feature assures easy servicing
- ECU and ABS Valve designed to be serviced separately

### Specifications:

ECU Design: PLC Select 2M  
Valve Type: FFABS

### Notes:

- 1) Kit content varies see chart below for details.
- 2) Most ABS maintenance involves Wheel-end Sensors. Haldex recommends that Wheel-end Sensors be replaced when replacing or upgrading the ABS System.

Service Part No.	Product Description	ECU/Valve Part No.	Valve Specifications	Kit Contents other than Valve/ECU Assemblies	OEM Part Number
AQ963002	4S/2M FFABS Valve Kit for Tri-Axles	N9002JD	4-Port, Dual Nipple 1/2" & 3/4", 12V, 3/8" Ports Spring Brake Priority	6.0M Power Cord Extension 1.5M & 2.5M Sensor Ext. 2-Port Relay Valve 2.0M Relay Valve Cable Hose Clips, Cable Grips, Labels	-
AQ963011	4S/2M FFABS Valve Kit for Tandem Axles	N9002JB	2-Port, Dual Nipple 1/2" & 3/4", 12V, 3/8" Ports Spring Brake Priority	6.0M Power Cord Extension 1.5M & 2.5M Sensor Ext. 2-Port Relay Valve 2.0M Relay Valve Cable Hose Clips, Cable Grips, Labels	-

4S/2M ABS Relay Valve or FFABS Valve Kits  
New Trailer Build Solutions



AQ963005 Shown

**Features:**

- ECU and ABS Valve designed to be serviced separately

**Specifications:**


ECU Design: PLC Select 2M  
Valve Type: ABS Relay or FFABS

**Notes:**

- 1) ABS Relay Valve system requires an additional separate spring brake control valve, such as Haldex KN26120 (N34031A).
- 2) Kit content varies see chart below for detail.
- 3) Most ABS maintenance involves Wheel-end Sensors. Haldex recommends that Wheel-end Sensors be replaced when replacing or upgrading the ABS System.

Service Part No.	Product Description	ECU/Valve Part No.	Valve Specifications	Kit Contents other than Valve/ECU Assemblies	OEM Part Number
AQ963004	4S/2M ABS Relay Valve Kit for Tandem Axles	N9002A	2-Port, 1/2" Reservoir Port, 12V, 3/8" Control Port, 3/8" Delivery Port	6.0M Power Cord Extension 1.5M & 2.5M Sensor Ext. 2-Port Relay Valve 2.0M Relay Valve Cable Hose Clips, Cable Grips, Labels	-
AQ963005	4S/2M ABS Relay Valve Kit for Tri-Axles	N9002AB	6-Port, 1/2" Reservoir Port, 12V, 3/8" Control Port, 3/8" Delivery Port	6.0M Power Cord Extension 2.0M & 3.0M Sensor Ext. 2-Port Relay Valve 2.0M Relay Valve Cable Hose Clips, Cable Grips, Labels	-
AQ963013	4S/2M FFABS Valve Kit for Tri-Axles	N9002JD	4-Port, Dual Nipple, 1/2" & 3/4", 12V, 3/8" Ports Spring Brake Priority	20M Power Cord with 12M ABS Lamp Lead 1.5M & 2.5M Sensor Ext. 2-Port Relay Valve Warning Lamp Kit Misc. Hardware & Labels	-
AQ963014	4S/2M FFABS Valve Kit for Tandem Axles	N9002JB	2-Port, Dual Nipple, 1/2" & 3/4", 12V, 3/8" Ports Spring Brake Priority	20M Power Cord with 12M ABS Lamp Lead 2.0M 90° Sensors 2.5M 90° Sensors 2-Port Relay Valve 2.0M Relay Valve Cable Warning Lamp Kit Misc. Hardware & Labels	-

## ITCM FFABS Valve Kits New or Replacement Installation



AQ965004 Shown

### Features:

- 2S/1M, 2S/2M, 4S/2M and 4S/3M ABS configurations
- Communication support includes CAN and PLC
- Patented FFABS Valve with integral Spring Brake Control function (additional valve required for 2M and 3M)
- Expanded Diagnostics and Fleet+

### Specifications:


- ECU Design: ITCM ECU will support 1M, 2M and 3M applications
- Auxiliary: Up to six auxiliary plug in options
- CAN: Controller Area Network - SAE J1939 and ISO 11898

### Notes:

- 1) ITCM includes expanded diagnostics.
- 2) Kit content varies see chart below for details.
- 3) Most ABS maintenance involves Wheel-end Sensors. Haldex recommends that Wheel-end Sensors be replaced when replacing or upgrading the ABS System.

Service Part No.	Product Description	ECU/Valve OEM Part No.	Valve Specifications	Kit Contents other than Valve/ECU Assemblies	OEM Part Number
AQ965102	ITCM FFABS Valve A7	N9004BA	4-Port FFABS (Spring Brake Priority)	Valve and ECU assembly only	N4306JB
AQ965103	ITCM FFABS Valve A7	N9004CA	4-Port FFABS (Service Brake Priority)	Valve and ECU assembly only	N4306KB
AQ965105	ITCM FFABS Valve A7	N9004BB	2-Port FFABS (Spring Brake Priority)	Valve and ECU assembly only	N4306LB
AQ965001	ITCM FFABS Valve Kit, A7 for Tri-Axle, 4S/2M	N9004BA	4-Port FFABS (Spring Brake Priority); 2-Port ABS Relay	6.0M Power Cord Extension 2.0M Relay Valve Cable 1.5M & 2.0M Sensor Ext. Second Relay Valve (2-Port) Hose Clips, Cable Grips	N4306JB
AQ965004	ITCM FFABS Valve Kit A7 for Tandem Axle, 4S/2M	N9004BB	2-Port FFABS (Spring Brake Priority), 2-Port ABS Relay	6.0M Power Cord Extension 2.0M Relay Valve Cable 1.5M & 2.5M Sensor Ext. Second Relay Valve (2-Port) Hose Clips, Cable Grips	N4306LB
AQ965005	ITCM FFABS Valve Kit A7 for Tri-Axles, 4S/2M	N9004CA	4-Port FFABS (Service Brake Priority); 2-Port ABS Relay	6.0M Power Cord Extension 2.0M Relay Valve Cable 1.5M & 2.5M Sensor Ext. Second Relay Valve (2-Port) Hose Clips, Cable Grips	N4306KB
AQ965006	ITCM FFABS Valve Kit A7 for Tandem Axle, 4S/2M	N9004CB	2-Port FFABS (Service Brake Priority); 2-Port ABS Relay	6.0M Power Cord Extension 2.0M Relay Valve Cable 1.5M & 2.5M Sensor Ext. Second Relay Valve (2-Port) Hose Clips, Cable Grips	N4306MB

**ITCM Relay Valve Kits  
New or Replacement Installation**



AQ965002 Shown

**Features:**

- 2S/1M, 2S/2M, 4S/2M and 4S/3M ABS configurations
- Communication support includes CAN and PLC
- For non-steer axles. Additional valve required for 2M and 3M.)
- Expanded Diagnostics and Fleet+

**Specifications:**


- ECU Design: ITCM ECU will support 1M, 2M and 3M applications
- Auxiliary: Up to six auxiliary plug in options
- CAN: Controller Area Network - SAE J1939 and ISO 11898

**Notes:**

- 1) ITCM includes expanded diagnostics.
- 2) Kit content varies see chart below for details.
- 3) Most ABS maintenance involves Wheel-end Sensors. Haldex recommends that Wheel-end Sensors be replaced when replacing or upgrading the ABS System.

Service Part No.	Product Description	ECU/Valve OEM Part No.	Valve Specifications	Kit Contents other than Valve/ECU Assemblies	OEM Part Number
AQ965100	ITCM Relay Valve A7	N9004AA	6-Port Reservoir Mount	Valve and ECU assembly only	N4306KB
AQ965101	ITCM Relay Valve A7	N9004AB	4-Port Reservoir Mount	Valve and ECU assembly only	N4306MB
AQ965104	ITCM Relay Valve A7	N9004C	2-Port Reservoir Mount	Valve and ECU assembly only	N4306JB
AQ965002	ITCM Relay Valve Kit A7 for TandemAxle, 4S/2M	N9004C	Two 2-Port ABS Relay Reservoir Mount	6.0M Power Cord Extension 2.0M Relay Valve Cable 1.5M & 2.0M Sensor Ext. Second Relay Valve (2-Port) Hose Clips, Cable Grips	N4306JB
AQ965003	ITCM Relay Valve Kit A7 for Tri-Axle, 4S/2M	N9004AA	One 6-Port and One 2-Port ABS Relay Reservoir Mount	6.0M Power Cord Extension 2.0M Relay Valve Cable 2.0M & 3.0M Sensor Ext. Second Relay Valve (2-Port) Hose Clips, Cable Grips	N4306LB

## ABS Valves FFABS 2-Port and 4-Port Delivery



AL430670 Shown

### Features:

- Patented FFABS Valve with integral Spring Brake control function
- Pre-installed reservoir nipple with swivel and lock-nut feature assures easy serviceability
- FFABS valves are standard with filters in both the Control and Supply Ports
- Production part number is embossed on metal tag

### Specifications:

2-Port FFABS Valve:	Single axle application (either 2S/1M or 2S/2M)
4-Port FFABS Valve:	Multiple axle application (2S/1M) and two or more axles (4S/2M)


### Notes:

- 1) ECU and bracket may need to be transferred from existing valve.
- 2) Black exhaust cover is Service Brake Priority. Gray exhaust cover is Spring Brake Priority.
- 3) Post November 2009 Service Part Numbers shipped with adapter cable for pre-DIN ECU.

Service Part No.	Valve Type	Application	Voltage	Res. Port	Cont. Port	Del. Port	Notes	OEM Part Number
AL430614	4-Port FFABS	Multiple-Axle 2S/1M 3 or More Axles 4S/2M	12V	3/8"	3/8"	3/8"	1/2" & 3/4" Nipple, Service Brake Priority	N4306CD
AL430620	4-Port FFABS	Multiple-Axle 2S/1M 3 or More Axles 4S/2M	24V	3/8"	3/8"	3/8"	1/2" & 3/4" Nipple, Service Brake Priority	N4306HA
AL430624	4-Port FFABS	Multiple-Axle 2S/1M 3 or More Axles 4S/2M	12V	3/8"	3/8"	3/8"	1/2" & 3/4" Nipple, Spring Brake Priority	N4306BD
AL430644	2-Port FFABS	Single Axle 2S/1M or 4S/2M	12V	3/8"	3/8"	3/8"	1/2" & 3/4" Nipple, Service Brake Priority	N4306DD
AL430664	2-Port FFABS	Single Axle 2S/1M or 4S/2M	12V	3/8"	3/8"	3/8"	1/2" & 3/4" Nipple, Spring Brake Priority	N4306FD
AL430666	4-Port FFABS	Multiple-Axle 2S/1M 3 or More Axles 4S/2M	12V	3/8"	3/8"	3/8"	1/2" & 3/4" Nipple, Spring Brake Priority (4-SB Port)	N4306JD
AL430668	4-Port FFABS	Multiple-Axle 2S/1M 3 or More Axles 4S/2M	12V	3/8"	3/8"	3/8"	1/2" & 3/4" Nipple, Service Brake Priority (4-SB Port)	N4306KD
AL430670	2-Port FFABS	Single Axle 2S/1M or 4S/2M	12V	3/8"	3/8"	3/8"	1/2" & 3/4" Nipple, Spring Brake Priority (4-SB Port)	N4306LD
AL430672	2-Port FFABS	Single Axle 2S/1M or 4S/2M	12V	3/8"	3/8"	3/8"	1/2" & 3/4" Nipple, Service Brake Priority (4-SB Port)	N4306MD

ABS Valves

ABS Relay 2-Port and 6-Port Delivery



AL364040 Shown

Features:

- Production part number is embossed on metal tag

Specifications:

2-Port ABS Relay Valve: Single axle application (either 2S/1M or 2S/2M)

6-Port ABS Relay Valve: Multiple axle application (2S/1M) and two or more axles (4S/2M)

Notes:

- 1) Frame mount valve may be used in both applications by re-positioning cover.
- 2) ECU and bracket may need to be transferred from existing valve.
- 3) Post November 2009 Service Part No. is shipped with Adapter Cable for pre-DIN ECU.

Service Part No.	Valve Type	Application	Voltage	Res. Port	Cont. Port	Del. Port	Notes	OEM Part Number
AL364040	2-Port ABS Relay	Single Axle 2S/1M or 4S/2M	12V	3/8"	3/8"	3/8"	1/2" Reservoir Mount	364140112
AL364045	2-Port ABS Relay	Single Axle 2S/1M or 4S/2M	12V	3/8"	3/8"	3/8"	1/2" Frame Mount	364141112
AL364080	2-Port ABS Relay	Single Axle 2S/1M or 4S/2M	12V	3/8"	3/8"	3/8"	1/2" Reservoir Mount	364140111
AL364041	6-Port ABS Relay	Multiple-Axle 2S/1M 3 or More Axles 4S/2M	12V	3/8"	3/8"	3/8"	1/2" Reservoir Mount	364141111
AL364046	6-Port ABS Relay	Multiple-Axle 2S/1M 3 or More Axles 4S/2M	12V	3/8"	3/8"	3/8"	1/2" Frame Mount	364318001

## Remanufactured Meritor WABCO Style ABS Valves Rear Axle Valve Packs



### Features:

- Combines two ABS modulator valves and one service brake relay valve
- Usually attached to a frame cross-member
- Compatible with C, D and E versions of Meritor WABCO Style ECUs
- For a tandem drive axle, both wheels on the same side are typically controlled by the same valve

### Specifications:

- Voltage: 12V
- Modulator Valve Ports: 1/2" - 14 NPT
- Application: Rear Axle ABS Valve Packs



### Notes:

- 1) Use the following converter cables to switch connector styles:  
Screw-In to Bayonet: 8946011322K  
Bayonet to Screw-In: 8946011332K

Service Part No.	Product Description	Crack Pressure	System Configuration	Valve Package Contents	Connector Type	Core Group
4725001000X	Reman. Rear Axle Valve Pack	4 PSI	4S/4M	(1) 4721950800X Modulator Valve-Left (1) 4721950810X Modulator Valve-Right (1) 9730110210X Relay Valve 4 PSI	Screw-In	ABS5
4725001010X	Reman. Rear Axle Valve Pack	5.5 PSI	4S/4M	(1) 4721950800X Modulator Valve-Left (1) 4721950810X Modulator Valve-Right (1) 9730110220X Relay Valve 5.5 PSI	Screw-In	ABS5
4725001020X	Reman. Rear Axle Valve Pack	4 PSI	4S/4M 6S/4M	(1) 4721950820X Modulator Valve-Left (1) 4721950830X Modulator Valve-Right (1) 9730110210X Relay Valve 4 PSI	Screw-In	ABS5
4725001030X	Reman. Rear Axle Valve Pack	5.5 PSI	4S/4M 6S/4M	(1) 4721950820X Modulator Valve-Left (1) 4721950830X Modulator Valve-Right (1) 9730110220X Relay Valve 5.5 PSI	Screw-In	ABS5
4725001200X	Reman. Rear Axle Valve Pack	4 PSI	4S/4M	(1) 4721950760X Modulator Valve-Left (1) 4721950770X Modulator Valve-Right (1) 9730110210X Relay Valve 4 PSI	Bayonet	ABS5
4725001210X	Reman. Rear Axle Valve Pack	5.5 PSI	4S/4M	(1) 4721950760X Modulator Valve-Left (1) 4721950770X Modulator Valve-Right (1) 9730110220X Relay Valve 5.5 PSI	Bayonet	ABS5
4725001220X	Reman. Rear Axle Valve Pack	4 PSI	4S/4M 6S/4M	(1) 4721950780X Modulator Valve-Left (1) 4721950790X Modulator Valve-Right (1) 9730110210X Relay Valve 4 PSI	Bayonet	ABS5
4725001230X	Reman. Rear Axle Valve Pack	5.5 PSI	4S/4M 6S/4M	(1) 4721950780X Modulator Valve-Left (1) 4721950790X Modulator Valve-Right (1) 9730110220X Relay Valve 5.5 PSI	Bayonet	ABS5