

Electric motor / Hot water

Pressure cleaning equipment



Hot Water Pressure Washers - Electric Motor

Industrial


10 to 20 hours
per week


50 weeks per year

GEYSER SERIES

General Features

- Frame with protection cage on 4 puncture proof 10" wheels
- Two swivelling rear wheels with brake
- Loading hook
- Electrostatic paint
- Automatic start and stop control S.S.C., pipeline compatible
- Comet direct drive crankshaft pump, with 3 ceramic plungers
- Soap injection
- 100-mesh filter at pump inlet
- Pressure gauge, pressure regulator
- 140°F pump thermal protector
- Spray gun and 36" insulated wand on quick couplers
- 50' hose, 3/8" x 4000 psi with quick couplers
- 4 quick disconnect spray tips, rinse: 15, 25 & 40°, soap: 65°
- 23' electric cord

Water Heater Features

- Oil-fired burner
- 37 litre polyethylene oil tank with level indicator
- Adjustable temperature by thermostat up to 302°F
- 1/2" upright steel coil, schedule 80, 5-year warranty



Automotive



Truck



Agricultural



Industry



Sanitary



Heavy
Equipment



G2030EA

(GEYSER Series - Mobile)

Electric Motor	4.0 HP
Volts	230
Phase	1
Amperes.....	16
rpm	1750
Psi.....	2000
Gpm	3.0
Impact Force.....	7.1 lb
Btu/h	270,000
Nozzle Orifice	04.0
Shipping Code	Code 4

G2536EA

(GEYSER Series - Mobile)

Electric Motor	5.75 HP
Volts	230
Phase	1
Amperes.....	23
rpm	1750
Psi.....	2500
Gpm	3.6
Impact Force.....	9.5 lb
Btu/h	285,000
Nozzle Orifice	04.5
Shipping Code	Code 4

G3040EA

(GEYSER Series - Mobile)

Electric Motor	8.0 HP
Volts	230
Phase	1
Amperes.....	33
rpm	1750
Psi.....	3000
Gpm	4
Impact Force.....	11.5 lb
Btu/h	375,000
Nozzle Orifice	04.5
Shipping Code	Code 4

Accessories

4 litre soap jar

4 litre soap jar with its bracket.



MS-K4L

Accessories

Rotating nozzle kit

with filter « PA », under spring tension, capacity of 3650 psi. 110°F maximum.



PN00112VS G2030EA, orifice 04.0
 PN00058VS G2536EA & G3040EA240, orifice 04.5

Accessories

Manual hose reel kit

capacity of 200'. Includes : manual hose reel nuts (installed by the dealer). Hose not included. Add this hose reel to your extra hose length. Standard hose can not be replaced or changed at the factory.



PN00219

Accessories

3/8" extra hose

3/8" x 4000 psi extra hose with quick couplers



AU-H3850QC50 feet
 AU-H3875QC75 feet
 AU-H38100QC100 feet
 AU-H38150QC150 feet
 AU-H38200QC200 feet

Accessories

Foamer with integrated tank

Foamer kit with 1 liter integrated tank. Includes 3 quick-couplers, one for the foamer, one for the wand and one for the gun outlet.



PN00009VSG2030EA

Accessories

Foamer with integrated tank

Foamer kit with 2 liter integrated tank. Includes 3 quick-couplers, one for the foamer, one for the wand and one for the gun outlet.



PN00004VS G2536EA & G3040EA

Accessories

Linear surface cleaner

Water Broom with quick-couplers 12", 3 nozzles.



AU-WB123G3 nozzles
 AU-WB164G4 nozzles (G3040EA only)

Accessories

16" rotative flat surface cleaner

- Nylon brush
- Polyethylene drum
- 4000 psi x 8 gpm maximum (180°F max)
- 2 #25025 tips
- 3/8" quick disconnect plug inlet



AU-SC16NB

Accessories

Rotative flat surface cleaner

- 21" model on 4 wheels
- Stainless steel drum
- 4000 psi x 8 gpm max, 180°F maximum
- 2 #2502 tips
- 3/8" quick disconnect plug inlet



AU-SC21SS

All operators should read the owner's manual outlining warranty safety and maintenance recommendations before attempting to operate any machine. Please read and pay attention to all safety recommendations contained in the manual and those labeled on the machine.

We Simplify Your Work!

Hot Water Pressure Washers - Electric Motor

Industrial



10 to 20 hours
per week



50 weeks per year

MH SERIES

General Features

- Frame with protection cage on 4 x 10" tires
- Electrostatic paint
- Comet direct drive crankshaft pump with 3 ceramic plungers
- Soap injection
- 100-mesh filter at pump inlet
- Pressure gauge
- 140°F pump thermal protector
- Spray gun and 36" insulated wand with quick couplers
- 50' hose, 3/8" x 4000 psi with quick couplers
- 4 quick disconnect spray tips, rinse: 15, 25 & 40°, soap: 65°
- Pressure regulator
- 23' electric cord

Water Heater Features

- Oil-fired burner
- 37 litre polyethylene oil tank with level indicator
- Adjustable temperature by thermostat up to 302°F
- 1/2" upright steel coil, schedule 80, 5-year warranty
- Stainless steel coil wrap



Automotive



Truck



Agricultural



Industry



Sanitary



Heavy
Equipment



MH1122EA120

(MH SERIES - Mobile)

S.S.C.	Yes
Electric Motor	1.7 HP
Volts	120
Phase	1
Amperes	14.6
rpm	1750
Psi	1100
Gpm	2.2
Impact Force	3.8 lb
Btu/h	180,000
Nozzle Orifice	04.0
Weight	372 lb
Shipping Code	Code 4

MH2030EA240

(MH SERIES - Mobile)

S.S.C.	Yes
Electric Motor	4.0 HP
Volts	230
Phase	1
Amperes	16
rpm	1750
Psi	2000
Gpm	3.0
Impact Force	7.1 lb
Btu/h	270,000
Nozzle Orifice	04.0
Weight	394 lb
Shipping Code	Code 4

MH2536EA240

(MH SERIES - Mobile)

S.S.C.	Yes
Electric Motor	5.75 HP
Volts	230
Phase	1
Amperes	23
rpm	1750
Psi	2500
Gpm	3.6
Impact Force	9.5 lb
Btu/h	285,000
Nozzle Orifice	04.5
Weight	430 lb
Shipping Code	Code 4

Accessories

4 litre soap jar

4 litre soap jar with its bracket.



MS-K4L

Accessories

Rotating nozzle kit

with filter « PA », under spring tension, capacity of 3650 psi. 110°F maximum.




PN00112VS . Orifice 04.0 MH1122, MH2030
PN00113VS . Orifice 04.5 MH2536EA240

Accessories

Manual hose reel kit

Manual hose reel kit, capacity of 200'. Includes hose reel # 10201416, reel bracket and hardware, protection shield over the pump, feeding hose on quick couplers. (Installed by the dealer). Add this hose reel to your extra hose length. Standard hose can not be replaced or changed at the factory.



MS-ENRMHE.....MH1122EA120, MH2030EA240
MS-ENRMHGMH2536EA240

Accessories

Spring rewind hose reel kit

10' supply hose, 3/8" ball valve at the reel inlet, includes a hose stop and quick couplers



MS-N7162324JST 3/8" x 60' hose capacity
MS-N7182526GST 3/8" x 100' hose capacity

Accessories

Foamer with integrated tank

Foamer kit with 1 or 2 liter integrated tank. Includes 3 quick couplers, one for the foamer, one for the wand and one for the gun outlet.



PN00009VS 1 liter
PN00004VS 2 liters

Accessories

3/8" extra hose

3/8" x 4000 psi extra hose with quick couplers



AU-H3850QC50 feet
AU-H3875QC75 feet
AU-H38100QC100 feet
AU-H38150QC150 feet
AU-H38200QC200 feet

Accessories

Linear surface cleaner

Water Broom with quick couplers 12", 3 nozzles.



AU-WB123G3 nozzles

Accessories

16" rotative flat surface cleaner

- Nylon brush
- Polyethylene drum
- 4000 psi x 8 gpm maximum (180°F max)
- 2 #25025 tips
- 3/8" quick disconnect plug inlet



AU-SC16NB

All operators should read the owner's manual outlining warranty safety and maintenance recommendations before attempting to operate any machine. Please read and pay attention to all safety recommendations contained in the manual and those labeled on the machine.

We Simplify Your Work!

Hot Water Pressure Washers - Electric Motor

Industrial


10 to 20 hours
per week


50 weeks per year

TH SERIES

General Features

- Frame with protection cage on 2 x 10" inflated wheels and 2 x 5" front swivelling wheels with brake
- Electrostatic paint
- Comet direct drive crankshaft pump with 3 ceramic plungers
- Soap injection
- 100-mesh filter at pump inlet
- Pressure gauge
- 140°F pump thermal protector
- Spray gun with 38" insulated dual wand with quick couplers
- 50' hose, 3/8" x 6000 psi with twist disconnect couplers
- 4 quick disconnect spray tips, rinse: 15, 25 & 40°, soap: 65°
- Pressure regulator
- 23' electric cord
- **IMPORTANT:** 600 V model don't include the attachment plug.



SSC
Automatic Start & Stop Control

Water Heater Features

- Oil-fired burner
- 37 litre polyethylene oil tank with level indicator
- Adjustable temperature by thermostat up to 302°F
- 1/2" upright steel coil, schedule 80, 5-year warranty
- Stainless steel coil wrap

Option

Stationary kit

Stationary kit. Factory installed.

PN00051

Option

Four inflated 10" wheel kit

Including one axle and 2 x 10" inflated wheels. Not installed.

MS-K4RTH

Option

Remote control

Remote control includes a main switch for the unit and a burner switch, 15' electric cord.

PN00054 TH3040

PN00055 TH3040-600

PN00056 Extra electric cable

TH3040

(TH Series - Mobile)

Electric Motor	8.0 HP
Volts	240
Phase	1
Amperes.....	33
rpm	1750
Psi.....	3000
Gpm	4.0
Impact Force.....	11.5 lb
Btu/h	375,000
Hose	50 ft
Nozzle Orifice	04.5
Weight.....	552 lb
Shipping Code	Code 4

TH3040-600

(TH Series - Mobile)

Electric Motor	8.0 HP
Volts	600
Phases.....	3
Amperes.....	8.8
rpm	1750
Psi.....	3000
Gpm	4.0
Impact Force.....	11.5 lb
Btu/h	375,000
Hose	50 ft
Nozzle Orifice	04.5
Weight.....	522 lb
Shipping Code	Code 4

Accessories

4 litre soap jar

4 litre soap jar with its bracket.



MS-K4L

Accessories

Rotating nozzle kit

with filter « PA », under spring tension, orifice 04.5, capacity of 5100 psi.




PN00058VSMaximum 100 °F

Accessories

Manual hose reel kit

capacity of 200'. Includes : manual hose reel, quick couplers, reel bracket, nuts, pump protective shield (installed by the dealer). Hose not included. Add this hose reel to your extra hose length. Standard hose can not be replaced or changed at the factory.



MS-ENRTH

Accessories

Spring rewind hose reel kit

10' supply hose, 3/8" ball valve at the reel inlet, includes a hose stop and quick couplers.



MS-N7162324JST 3/8" x 60' hose capacity
MS-N7182526GST 3/8" x 100' hose capacity

Accessories

Foamer with integrated tank

Foamer kit with 2 liter integrated tank. Includes 3 quick-couplers, one for the foamer, one for the wand and one for the gun outlet.



PN00004VS

Accessories

3/8" extra hose

3/8" x 6000 psi extra hose with twist disconnect couplers, grey, non marking.



PN00093VS50 feet
PN00094VS75 feet
PN00095VS100 feet
PN00096VS150 feet
PN00097VS200 feet

Accessories

Linear surface cleaner

Water Broom with quick couplers
12", 3 nozzles.
16", 4 nozzles.



AU-WB123G3 nozzles
AU-WB164G4 nozzles

Accessories

16" rotative flat surface cleaner

- Nylon brush
- Polyethylene drum
- 4000 psi x 8 gpm maximum (180°F max)
- 2 #25025 tips
- 3/8" quick disconnect plug inlet



AU-SC16NB

All operators should read the owner's manual outlining warranty safety and maintenance recommendations before attempting to operate any machine. Please read and pay attention to all safety recommendations contained in the manual and those labeled on the machine.

We Simplify Your Work!

Hot Water Pressure Washers - Electric Motor

Professional



20 to 40 hours
per week



50 weeks per year

TH SERIES

General Features - S.S.C.

- Frame with protection cage on 2 x 10" inflated wheels and 2 swivelling x 5" wheels with brake
- Electrostatic paint
- Comet belt drive crankshaft pump with 3 ceramic plungers
- Soap injection
- 100-mesh filter at pump inlet
- Pressure gauge
- 140°F pump thermal protector
- Spray gun with 38" insulated dual wand with quick couplers
- 50' hose x 3/8" x 6000 psi with twist disconnect couplers
- 4 quick disconnect spray tips, rinse: 15, 25 & 40°, soap: 65°
- Nozzle orifice : 05.5
- Pressure regulator
- 23' electric cord
- **IMPORTANT: 600 V model don't include the attachment plug**



Water Heater Features

- Oil-fired burner
- 37 litre polyethylene oil tank with level indicator
- Adjustable temperature by thermostat up to 302°F
- 1/2" upright steel coil, schedule 80, 5-year warranty
- Stainless steel coil wrap

Option

Stationary kit

Stationary kit. Factory installed.

PN00051

Option

Four inflated 10" wheel kit

Includes one axle and 2 x 10" inflated wheels. Not installed.

MS-K4RTH

Option

Remote control

Remote control includes a main switch for the unit and a burner switch, 15' electric cord.

PN00054 TH3040

PN00055 TH3040-600

PN00056 Extra electric cable

TH3054-PRO

(TH Series - Mobile)

Electric Motor	10.0 HP
Volts	240
Phase	1
Amperes	36.5
rpm	1450
Psi	3000
Gpm	5.4
Impact Force.....	15.6 lb
Btu/h	455,000
Weight	645 lb
Shipping Code	Code 4

TH3054-PRO-600

(TH Series - Mobile)

Electric Motor	10.0 HP
Volts	600
Phases.....	3
Amperes	10.2
rpm	1450
Psi	3000
Gpm	5.4
Impact Force.....	15.6 lb
Btu/h	455,000
Weight	658 lb
Shipping Code	Code 4

Accessories

4 litre soap jar

4 litre soap jar with its bracket.



MS-K4L

Accessories

Rotating nozzle kit

with filter « PA », under spring tension, orifice 05.5, capacity of 5100 psi.




PN00025VSMaximum 100 °F

Accessories

Manual hose reel kit

capacity of 200'. Includes : manual hose reel, quick couplers, reel bracket, nuts, pump protective shield (installed by the dealer). Hose not included. Add this hose reel to your extra hose length. Standard hose can not be replaced or changed at the factory.



MS-ENRTH

Accessories

Spring rewind hose reel kit

10' supply hose, 3/8" ball valve at the reel inlet, includes a hose stop and quick couplers.



MS-N7162324JST 3/8" x 60' hose capacity
MS-N7182526GST 3/8" x 100' hose capacity

Accessories

Foamer with integrated tank

Foamer kit with 2 liter integrated tank. Includes 3 quick-couplers, one for the foamer, one for the wand and one for the gun outlet.



PN00004VS

Accessories

3/8" extra hose

3/8" x 6000 psi extra hose with twist disconnect couplers, grey, non marking.



PN00093VS50 feet
PN00094VS75 feet
PN00095VS100 feet
PN00096VS150 feet
PN00097VS200 feet

Accessories

Linear surface cleaner

Water Broom with quick couplers
12", 3 nozzles.
16", 4 nozzles.



AU-WB123G3 nozzles
AU-WB164G4 nozzles

Accessories

16" rotative flat surface cleaner

- Nylon brush
- Polyethylene drum
- 4000 psi x 8 gpm maximum (180°F max)
- 2 #25025 tips
- 3/8" quick disconnect plug inlet



AU-SC16NB

All operators should read the owner's manual outlining warranty safety and maintenance recommendations before attempting to operate any machine. Please read and pay attention to all safety recommendations contained in the manual and those labeled on the machine.

We Simplify Your Work!