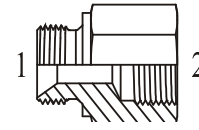
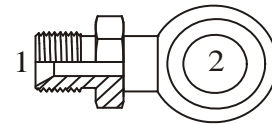
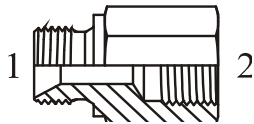


<b>44011</b>					
<b>BOUCHON - FEMELLE STYLE KOMATSU</b>					
<b>CAP - FEMALE KOMATSU STYLE</b>					
FUTURE	KOM				
	1 - Po. / In.				
44011-14	14X1.5				
44011-16	16X1.5				
44011-18	18X1.5				
44011-22	22X1.5				
44011-24	24X1.5				
44011-30	30X1.5				
44011-33	33X1.5				



<b>80030</b>					
<b>ADAPTEUR - MALE MÉTRIQUE / FEM. NPTF</b>					
<b>ADAPTER - MALE METRIC / FEMALE NPTF</b>					
FUTURE	METRIC	NPTF			
Continue/Cont'd.	MM	Po./In.			
80030-24-12	24X1.5	3/4-14			
80030-26-12	26X1.5	3/4-14			
80030-27-12	27X2.0	3/4-14			
80030-27X1.5-12	27X1.5	3/4-14			
80030-33-16	33X2.0	1-11.5			



<b>80030</b>					
<b>ADAPTEUR - MALE MÉTRIQUE / FEM. NPTF</b>					
<b>ADAPTER - MALE METRIC / FEMALE NPTF</b>					
FUTURE	METRIC	NPTF			
	1 - Po. / In.	2 - Po. / In.			
80030-06X.75-02	6X0.75	1/8-27			
80030-06X1.0-02	6X1.00	1/8-27			
80030-08X1.0-02	8X1.00	1/8-27			
80030-10-02	10X1.00	1/8-27			
80030-10-04	10X1.00	1/4-18			
80030-10X1.25-02	10X1.25	1/8-27			
80030-10X1.5-02	10X1.50	1/8-27			
80030-10X1.5-04	10X1.50	1/4-18			
80030-12-02	12X1.50	1/8-27			
80030-12-04	12X1.50	1/4-18			
80030-12-06	12X1.50	3/8-18			
80030-12X1.25-04	12X1.25	1/4-18			
80030-14-04	14X1.50	1/4-18			
80030-16-04	16X1.50	1/4-18			
80030-16-06	16X1.50	3/8-18			
80030-16-08	16X1.50	1/2-14			
80030-18-04	18X1.50	1/4-18			
80030-18-06	18X1.50	3/8-18			
80030-18-08	18X1.50	1/2-14			
80030-20-04	20X1.50	1/4-18			
80030-20-06	20X1.50	3/8-18			
80030-20-08	20X1.50	1/2-14			
80030-22-04	22X1.50	1/4-18			
80030-22-06	22X1.50	3/8-18			
80030-22-08	22X1.50	1/2-14			
80030-22-12	22X1.50	3/4-14			

<b>80503</b>					
<b>MALE BSPP / BANJO BSPP</b>					
<b>BSPP MALE / BSPP BANJO</b>					
FUTURE	BSPP	BANJO	DIAM		
	1 - Po. / In.	2 - Po. / In.	MM		
80503-04-04	1/4-19	1/4	13		
80503-06-06	3/8-19	3/8	17		
80503-08-08	1/2-14	1/2	21		