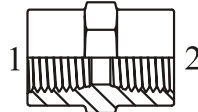
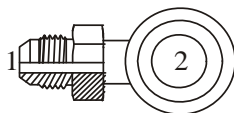


80795				
COUDE 90° - MALE BSPT / MALE BSPP				
ELBOW 90° - MALE BSPT / MALE BSPP				
FUTURE	BSPT	BSPP		
	1 - Po. / In.	2 - Po. / In.		
80795-02-02	1/4-19	1/4-19		
80795-02-04	1/8-28	1/4-19		
80795-04-02	1/4-19	1/8-28		
80795-04-04	1/4-19	1/4-19		
80795-04-06	1/4-19	3/8-19		
80795-06-04	3/8-19	1/4-19		
80795-06-06	3/8-19	3/8-19		
80795-06-08	3/8-19	1/2-14		
80795-08-08	1/2-14	1/2-14		
80795-12-12	3/4-14	3/4-14		
80795-16-16	1-11	1-11		



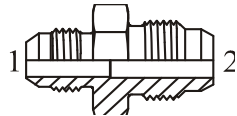
81313				
UNION - FEM. BSPP / FEM. BSPP				
UNION - FEM. BSPP / FEM. BSPP				
FUTURE	BSPP	BSPP		
	1 - Po. / In.	2 - Po. / In.		
81313-02-02	1/8-28	1/8-28		
81313-04-02	1/4-19	1/8-28		
81313-04-04	1/4-19	1/4-19		
81313-06-04	3/8-19	1/4-19		
81313-06-06	3/8-19	3/8-19		
81313-08-06	1/2-14	3/8-19		
81313-08-08	1/2-14	1/2-14		
81313-10-08	5/8-14	1/2-14		
81313-10-10	5/8-14	5/8-14		
81313-12-08	3/4-14	1/2-14		
81313-12-12	3/4-14	3/4-14		
81313-16-12	1-11	3/4-14		
81313-16-16	1-11	1-11		
81313-20-20	1 1/4-11	1 1/4-11		
81313-24-24	1 1/2-11	1 1/2-11		
81313-32-32	2-11	2-11		




82503				
MALE JIC / BANJO BSPP				
JIC MALE / BSPP BANJO				
FUTURE	JIC	BANJO	DIAM	
	1 - Po. / In.	2 - Po. / In.	MM	
82503-04-04	7/16-20	1/4		
82503-06-06	9/16-18	3/8		
82503-08-08	3/4-16	1/2		



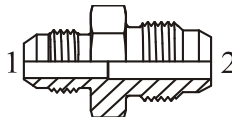
82505				
ADAPTEUR - MALE (JIC) 37° / M. BSPP				
ADAPTER - MALE (JIC) 37° / M. BSPP				
FUTURE	JIC	BSPP		
	1 - Po. / In.	2 - Po. / In.		
82505-04-02	7/16-20	1/8-28		
82505-04-04	7/16-20	1/4-19		
82505-04-06	7/16-20	3/8-19		
82505-04-08	7/16-20	1/2-14		
82505-04-12	7/16-20	3/4-14		
82505-05-02	1/2-20	1/8-28		
82505-05-04	1/2-20	1/4-19		
82505-05-06	1/2-20	3/8-19		
82505-05-08	1/2-20	1/2-14		
82505-06-02	9/16-18	1/8-28		
82505-06-04	9/16-18	1/4-19		
82505-06-06	9/16-18	3/8-19		
82505-06-08	9/16-18	1/2-14		
82505-06-10	9/16-18	5/8-14		
82505-06-12	9/16-18	3/4-14		
82505-08-04	3/4-16	1/4-19		
82505-08-06	3/4-16	3/8-19		
82505-08-08	3/4-16	1/2-14		
82505-08-10	3/4-16	5/8-14		
82505-08-12	3/4-16	3/4-14		
82505-08-16	3/4-16	1-11		
82505-10-04	7/8-14	1/4-19		
82505-10-06	7/8-14	3/8-19		
82505-10-08	7/8-14	1/2-14		
82505-10-10	7/8-14	5/8-14		
82505-10-12	7/8-14	3/4-14		
82505-10-16	7/8-14	1-11		
82505-12-04	1 1/16-12	1/4-19		
82505-12-06	1 1/16-12	3/8-19		
82505-12-08	1 1/16-12	1/2-14		
82505-12-10	1 1/16-12	5/8-14		
82505-12-12	1 1/16-12	3/4-14		
82505-12-16	1 1/16-12	1-11		
82505-12-20	1 1/16-12	1 1/4-11		
82505-14-12	1 3/16-12	3/4-14		
82505-14-16	1 3/16-12	1-11		
82505-16-08	1 5/16-12	1/2-14		
82505-16-10	1 5/16-12	5/8-14		
82505-16-12	1 5/16-12	3/4-14		
82505-16-16	1 5/16-12	1-11		
82505-16-20	1 5/16-12	1 1/4-11		
82505-16-24	1 5/16-12	1 1/2-11		
82505-20-12	1 5/8-12	3/4-14		
82505-20-16	1 5/8-12	1-11		
82505-20-20	1 5/8-12	1 1/4-11		
82505-20-24	1 5/8-12	1 1/2-11		
82505-20-32	1 5/8-12	2-11		
82505-24-16	1 7/8-12	1-11		
82505-24-20	1 7/8-12	1 1/4-11		
82505-24-24	1 7/8-12	1 1/2-11		
82505-24-32	1 7/8-12	2-11		
82505-32-16	2 1/2-12	1-11		
82505-32-20	2 1/2-12	1 1/4-11		
82505-32-24	2 1/2-12	1 1/2-11		
82505-32-32	2 1/2-11	2-11		



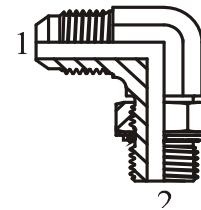
82538 ADAPTEUR - MALE (JIC) 37°/MALE JIS ADAPTER - MALE (JIC) 37°/MALE JIS					
FUTURE	JIC	JIS			
	1 - Po. / In.	2 - Po. / In.			
82538-04-02	7/16-20	1/8-28			
82538-04-04	7/16-20	1/4-19			
82538-06-06	9/16-18	3/8-18			
82538-08-08	3/4-16	1/2-14			
82538-12-12	1 1/16-12	3/4-14			



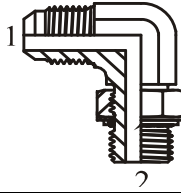
82545 COUDE 45°-M.(JIC) 37°/M.BSPP ADJUST. ELBOW 45°-M.(JIC) 37°/M. BSPP ADJUST.					
FUTURE	JIC	BSPP			
	1 - Po. / In.	2 - Po. / In.			
82545-04-02	7/16-20	1/8-28			
82545-04-04	7/16-20	1/4-19			
82545-06-04	9/16-18	1/4-19			
82545-06-06	9/16-18	3/8-19			
82545-08-06	3/4-16	3/8-19			
82545-08-08	3/4-16	1/2-14			
82545-10-08	7/8-14	1/2-14			
82545-12-08	1 1/16-12	1/2-14			
82545-12-12	1 1/16-12	3/4-14			
82545-16-16	1 5/16-12	1-11			



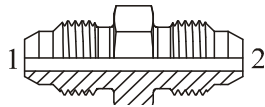
82540 ADAPTEUR-M.(JIC) 37°/M. STYLE 'KOMATSU' ADAPTER-M.(JIC) 37°/M. STYLE 'KOMATSU'					
FUTURE	JIC	KOM			
	1 - Po. / In.	2 - MM			
82540-04-14	7/16-20	14X1.5			
82540-06-16	9/16-17	16X1.5			
82540-06-18	9/16-18	18X1.5			
82540-08-22	3/4-16	22X1.5			
82540-10-24	7/8-14	24X1.5			
82540-12-30	1 1/16-12	30X1.5			
82540-16-33	1 5/16-12	33X1.5			



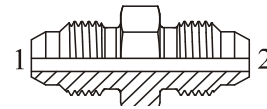
82591 COUDE 90 - M. (JIC) 37°/M. MET. ADJUST ELBOW 90 - M. (JIC) 37°/M.MET. ADJUST					
FUTURE	JIC	METRIC			
	1 - Po. / In.	2 - MM			
82591-04-10	7/16-20	10X1.0			
82591-04-12	7/16-20	12X1.5			
82591-04-14	7/16-20	14X1.5			
82591-05-10	1/2-20	10X1.0			
82591-05-12	1/2-20	12X1.5			
82591-05-14	1/2-20	14X1.5			
82591-06-12	9/16-18	12X1.5			
82591-06-14	9/16-18	14X1.5			
82591-06-16	9/16-18	16X1.5			
82591-06-18	9/16-18	18X1.5			
82591-08-16	3/4-16	16X1.5			
82591-08-18	3/4-16	18X1.5			
82591-08-20	3/4-16	20X1.5			
82591-08-22	3/4-16	22X1.5			
82591-10-18	7/8-14	18X1.5			
82591-10-20	7/8-14	20X1.5			
82591-10-22	7/8-14	22X1.5			
82591-12-22	1 1/16-12	22X1.5			
82591-12-26	1 1/16-12	26X1.5			
82591-12-27	1 1/16-12	27X2.0			
82591-16-27	1 5/16-12	27X2.0			
82591-16-33	1 5/16-12	33X2.0			
82591-20-42	1 5/8-12	42X2.0			
82591-24-48	1 7/8-12	48X2.0			




82595 COUDE 90°-M.(JIC) 37°/MALE BSPP ADJUST. ELBOW 90°-M.(JIC) 37°/M.BSPP ADJUST.					
FUTURE	JIC	BSPP			
	1 - Po. / In.	2 - Po. / In.			
82595-04-02	7/16-20	1/8-28			
82595-04-04	7/16-20	1/4-19			
82595-04-06	7/16-20	3/8-19			
82595-05-04	1/2-20	1/4-19			
82595-05-06	1/2-20	3/8-19			
82595-06-04	9/16-18	1/4-19			
82595-06-06	9/16-18	3/8-19			
82595-06-08	9/16-18	1/2-14			
82595-08-04	3/4-16	1/4-19			
82595-08-06	3/4-16	3/8-19			
82595-08-08	3/4-16	1/2-14			
82595-08-12	3/4-16	3/4-14			
82595-10-06	7/8-14	3/8-19			
82595-10-08	7/8-14	1/2-14			
82595-10-12	7/8-14	3/4-14			
82595-12-08	1 1/16-12	1/2-14			
82595-12-12	1 1/16-12	3/4-14			
82595-12-16	1 1/16-12	1-11			
82595-16-12	1 5/16-12	3/4-14			
82595-16-16	1 5/16-12	1-11			
82595-16-20	1 5/16-12	1 1/4-11			
82595-20-16	1 5/8-12	1-11			
82595-20-20	1 5/8-12	1 1/4-11			
82595-24-24	1 7/8-12	1 1/2-11			



83810 UNION - MALE JIS UNION - MALE JIS					
FUTURE	JIS	JIS			
	1 - Po. / In.	2 - Po. / In.			
83810-02-02	1/8-28	1/8-28			
83810-04-04	1/4-19	1/4-19			
83810-06-06	3/8-19	3/8-19			
83810-08-08	1/2-14	1/2-14			
83810-12-12	3/4-14	3/4-14			



84040 UNION - MALE STYLE 'KOMATSU' UNION - MALE STYLE 'KOMATSU'					
FUTURE	KOM	KOM			
	1 - MM	2 - MM			
84040-14	14x1.5	14x1.5			
84040-18	18x1.5	18x1.5			
84040-22	22x1.5	22x1.5			
84040-24	24x1.5	24x1.5			
84040-30	30x1.5	30x1.5			
84040-33	33x1.5	33x1.5			



91010 UNION - FEMELLE MÉTRIQUE TOURNANTE UNION - FEMALE METRIC SWIVEL					
FUTURE	METRIC	METRIC			
	1 - MM	2 - MM			
91010L-12-12	12X1.5	12X1.5	6		
91010L-14-14	14X1.5	14X1.5	8		
91010L-16-16	16X1.5	16X1.5	10		
91010L-18-18	18X1.5	18X1.5	12		
91010L-22-22	22X1.5	22X1.5	15		
91010L-26-26	26X1.5	26X1.5	18		
91010L-30-30	30X2.0	30X2.0	22		
91010L-36-36	36X2.0	36X2.0	28		
91010L-45-45	45X2.0	45X2.0	35		
91010L-52-52	52X2.0	52X2.0	42		
91010S-14-14	14X1.5	14X1.5	6		
91010S-16-16	16X1.5	16X1.5	8		
91010S-18-18	18X1.5	18X1.5	10		
91010S-20-20	20X1.5	20X1.5	12		
91010S-22-22	22X1.5	22X1.5	14		
91010S-24-24	24X1.5	24X1.5	16		
91010S-30-30	30X2.0	30X2.0	20		
91010S-36-36	36X2.0	36X2.0	25		
91010S-42-42	42X2.0	42X2.0	30		
91010S-52-52	52X2.0	52X2.0	38		



92515 ADAPTEUR-M(JIC) 37°/F.MET.TOURN.SÉRIE'L'-24 ADAPTER-M.(JIC)37°/F.MET.SWIVEL-'L' TYPE -24					
FUTURE	JIC	METRIC	TUBE		
	1 - Po. / In.	2 - MM	MM		
92515-04-12	7/16-20	12X1.5	6		
92515-04-14	7/16-20	14X1.5	8		



92515

ADAPTEUR-M.(JIC)37°/F.MET.TOURN.SÉRIE'L'-24
ADAPTER-M.(JIC)37°/F.MET.SWIVEL-'L' TYPE 24

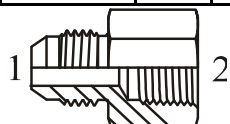
FUTURE	JIC	METRIC	TUBE		
Continue/Cont'd.	1 - Po. / In.	2 - MM	MM		
92515-04-16	7/16-20	16X1.5	9		
92515-05-12	1/2-20	12X1.5	6		
92515-06-14	9/16-18	14X1.5	8		
92515-06-16	9/16-18	16X1.5	10		
92515-06-18	9/16-18	18X1.5	12		
92515-08-16	3/4-16	16X1.5	10		
92515-08-18	3/4-16	18X1.5	12		
92515-08-22	3/4-16	22X1.5	15		
92515-10-22	7/8-14	22X1.5	15		
92515-10-26	7/8-14	26X1.5	18		
92515-12-26	1 1/16-12	26X1.5	18		
92515-12-30	1 1/16-12	30X2.0	22		
92515-16-36	1 5/16-12	36X2.0	28		
92515-20-36	1 5/8-12	36X2.0	28		
92515-20-45	1 5/8-12	45X2.0	35		
92515-24-45	1 7/8-12	45X2.0	35		
92515-24-52	1 7/8-12	52X2.0	42		



92516

ADAPTEUR-M.(JIC)37°/F.MET.TOURN.SÉRIE'S'-24
ADAPTER-M.(JIC)37°/F.MET.SWIVEL-'S' TYPE-24

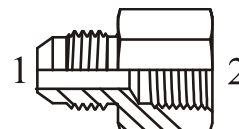
FUTURE	JIC	METRIC	TUBE		
	1 - Po. / In.	2 - MM	MM		
92516-04-16	7/16-20	16X1.5	8		
92516-04-18	7/16-20	18X1.5	10		
92516-06-16	9/16-18	16X1.5	9		
92516-06-18	9/16-18	18X1.5	10		
92516-06-20	9/16-18	20X1.5	12		
92516-06-22	9/16-18	22X1.5	14		
92516-08-20	3/4-16	20X1.5	12		
92516-08-22	3/4-16	22X1.5	14		
92516-10-30	7/8-14	30X2.0	20		
92516-12-30	1 1/16-12	30X2.0	20		



92538

ADAPTEUR-MALE (JIC) 37°/FEM. JIS
ADAPTER - MALE (JIC) 37°/FEM. JIS

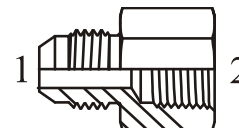
FUTURE	JIC	JIS			
	1 - Po. / In.	2 - Po. / In.			
92538-04-02	7/16-20	1/8-28			
92538-04-04	7/16-20	1/4-19			
92538-06-04	9/16-18	1/4-19			



92538

ADAPTEUR - MALE (JIC) 37°/FEM. JIS
ADAPTER - MALE (JIC) 37°/FEM. JIS

FUTURE	JIC	JIS			
Continue/Cont'd.	1 - Po. / In.	2 - Po. / In.			
92538-06-06	9/16-18	3/8-18			
92538-08-06	3/4-16	3/8-19			
92538-08-08	3/4-16	1/2-14			
92538-10-10	7/8-14	5/8-14			
92538-12-12	1 1/16-12	3/4-14			
92538-16-16	1 5/16-12	1-11			
92538-20-20	1 5/8-12	1 1/4-11			
92538-24-24	1 7/8-12	1 1/2-11			
92538-32-32	2 1/2-12	2-11			



92540

ADAPTEUR-MALE(JIC)37°/FEM.STYLE 'KOMATSU'
ADAPTER-MALE(JIC)37°/FEM.STYLE 'KOMATSU'


FUTURE	JIC	KOM			
	1 - Po. / In.	2 - MM			
92540-04-12	7/16-20	12X1.5			
92540-04-14	7/16-20	14X1.5			
92540-06-16	9/16-18	16X1.5			
92540-06-18	9/16-18	18X1.5			
92540-08-22	3/4-16	22X1.5			
92540-10-24	7/8-14	24X1.5			
92540-12-30	1 1/16-12	30X1.5			
92540-16-33	1 5/16-12	33X1.5			



92551


ADAPTEUR-M.(JIC) 37°/F.BSPP TOURN.
ADAPTER-M.(JIC) 37°/F.BSPP SWIVEL

FUTURE	JIC	BSPP			
	1 - Po. / In.	2 - Po. / In.			
92551-04-02	7/16-20	1/8-28			
92551-04-04	7/16-20	1/4-19			
92551-04-06	7/16-20	3/8-19			
92551-04-08	7/16-20	1/2-14			
92551-05-04	1/2-20	1/4-19			
92551-05-06	1/2-20	3/8-19			
92551-06-04	9/16-18	1/4-19			
92551-06-06	9/16-18	3/8-19			
92551-06-08	9/16-18	1/2-14			
92551-08-06	3/4-16	3/8-19			
92551-08-08	3/4-16	1/2-14			
92551-08-10	3/4-16	5/8-14			





92551					
ADAPTEUR-M.(JIC) 37°/F.BSPP TOURN.					
ADAPTER-M.(JIC) 37°/F.BSPP SWIVEL					
FUTURE	JIC	BSPP			
Continue/Cont'd.	1 - Po. / In.	2 - Po. / In.			
92551-08-12	3/4-16	3/4-14			
92551-10-06	7/8-14	3/8-19			
92551-10-08	7/8-14	1/2-14			
92551-10-10	7/8-14	5/8-14			
92551-10-12	7/8-14	3/4-14			
92551-12-12	1 1/16-12	3/4-14			
92551-12-16	1 1/16-12	1-11			
92551-16-12	1 5/16-12	3/4-14			
92551-16-16	1 5/16-12	1-11			
92551-20-20	1 5/8-12	1 1/4-11			
92551-24-24	1 7/8-12	1 1/2-11			
92551-32-32	2 1/2-12	2-11			

95128					
ADAPTEUR-FEM.BSPP TOURN./M.NPTF					
ADAPTER-FEM.BSPP SWIVEL/M.NPTF					
FUTURE	BSPP	NPTF			
	1 - Po. / In.	2 - Po. / In.			
95128-02-02	1/8-28	1/8-27			
95128-04-04	1/4-19	1/4-18			
95128-04-06	1/4-19	3/8-18			
95128-06-06	3/8-19	3/8-18			
95128-06-08	3/8-19	1/2-14			
95128-08-06	1/2-14	3/8-18			
95128-08-08	1/2-14	1/2-14			
95128-08-12	1/2-14	3/4-14			
95128-12-12	3/4-14	3/4-14			
95128-12-16	3/4-14	1-11.5			
95128-16-16	1-11	1-11.5			




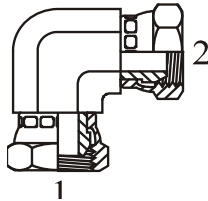
92556					
ADAPTEUR-M.(JIC)37°/F.BSPP FACE PLATE TOURN.					
ADAPTER-MALE (JIC) 37°/F.BSPP FLAT FACE SWIVEL					
FUTURE	JIC	BSPP			
	1 - Po. / In.	2 - Po. / In.			
92556-04-04	7/16-20	1/4-19			
92556-06-04	9/16-18	1/4-19			
92556-06-06	9/16-18	3/8-19			
92556-06-08	9/16-18	1/2-14			
92556-08-06	3/4-16	3/8-19			
92556-08-08	3/4-16	1/2-14			
92556-08-10	3/4-16	5/8-14			
92556-08-12	3/4-16	3/4-14			
92556-10-08	7/8-14	1/2-14			
92556-10-10	7/8-14	5/8-14			
92556-10-12	7/8-14	3/4-14			
92556-12-12	1 1/16-12	3/4-14			
92556-12-16	1 1/16-12	1-11			
92556-16-16	1 5/16-12	1-11			

95151					
UNION - FEMELLE BSPP TOURNANTE					
UNION - FEMALE BSPP SWIVEL					
FUTURE	BSPP	BSPP			
	1 - Po. / In.	2 - Po. / In.			
95151-02-02	1/8-28	1/8-28			
95151-04-04	1/4-19	1/4-19			
95151-06-04	3/8-19	1/4-19			
95151-06-06	3/8-19	3/8-19			
95151-08-04	1/2-14	1/4-19			
95151-08-06	1/2-14	3/8-19			
95151-08-08	1/2-14	1/2-14			
95151-10-08	5/8-14	1/2-14			
95151-10-10	5/8-14	5/8-14			
95151-12-08	3/4-14	1/2-14			
95151-12-10	3/4-14	5/8-14			
95151-12-12	3/4-14	3/4-14			
95151-16-08	1-11	1/2-14			
95151-16-10	1-11	5/8-14			
95151-16-12	1-11	3/4-14			
95151-16-16	1-11	1-11			
95151-20-12	1 1/4-11	3/4-14			
95151-20-20	1 1/4-11	1 1/4-11			
95151-24-24	1 1/2-11	1 1/2-11			
95151-32-24	2-11	1 1/2-11			
95151-32-32	2-11	2-11			



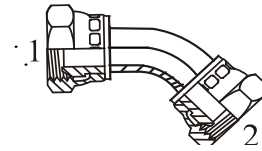
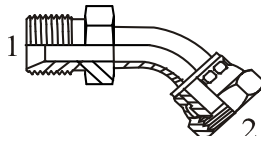
95152 UNION - F. BSPP TOURN./F.(JIC) 37° UNION - F. BSPP SWIVEL / F. (JIC) 37°					
FUTURE	BSPP	JIC			
	1 - Po. / In.	2 - Po. / In.			
95152-04-04	1/4-19	7/16-20			
95152-04-06	1/4-19	9/16-18			
95152-04-06	1/4-19	9/16-18			
95152-06-04	3/8-19	7/16-20			
95152-06-05	3/8-19	1/2-20			
95152-06-06	3/8-19	9/16-18			
95152-06-08	3/8-19	3/4-16			
95152-08-06	1/2-14	9/16-18			
95152-08-08	1/2-14	3/4-16			
95152-10-10	5/8-14	7/8-14			
95152-12-08	3/4-14	3/4-16			
95152-12-12	3/4-14	1 1/16-12			
95152-12-16	3/4-14	1 5/16-12			
95152-16-12	1-11	1 1/16-12			
95152-16-16	1-11	1 5/16-12			
95152-20-20	1 1/4-11	1 5/8-12			

95200 ADAPTEUR - F. (JIC) 37° TOURN./M. MET. ADAPTER - F. (JIC) 37° SWIVEL / M. MET.					
FUTURE	JIC	METRIC			
	1 - Po. / In.	MM			
95200-05-12	1/2-20	12X1.5			
95200-06-14	9/16-18	14X1.5			
95200-06-16	9/16-18	16X1.5			
95200-06-18	9/16-18	18X1.5			
95200-06-20	9/16-18	20X1.5			
95200-06-22	9/16-18	18X1.5			
95200-08-16	3/4-16	16X1.5			
95200-08-18	3/4-16	18X1.5			
95200-08-20	3/4-16	20X1.5			
95200-08-22	3/4-16	22X1.5			
95200-10-16	7/8-14	16X1.5			
95200-10-18	7/8-14	18X1.5			
95200-10-20	7/8-14	20X1.5			
95200-10-22	7/8-14	22X1.5			



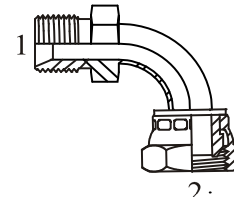
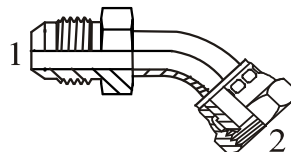
95191					
COUDE 90° - F. BSPP TOURN./F.BSPP TOURN. ELBOW 90° - F. BSPP SWIVEL / F. BSPP SWIV.					
FUTURE	BSPP	BSPP			
	1 - Po. / In.	2 - Po. / In.			
95191-02-02	1/8-28	1/8-28			
95191-04-04	1/4-19	1/4-19			
95191-06-06	3/8-19	3/8-19			
95191-08-08	1/2-14	1/2-14			
95191-10-10	7/8-14	7/8-14			
95191-12-12	3/4-14	3/4-14			
95191-16-16	1-11	1-11			
95191-20-20	1 1/4-11	1 1/4-11			
95191-24-24	1 1/2-11	1 1/2-11			
95191-32-32	2-11	2-11			

95205 ADAPTEUR - F. (JIC) 37° TOURN./M. BSPP ADAPTER - F. (JIC) 37° SWIVEL / M. BSPP					
FUTURE	JIC	BSPP			
	1 - Po. / In.	2 - Po. / In.			
95205-04-02	7/16-20	1/8-28			
95205-04-04	7/16-20	1/4-19			
95205-04-06	7/16-20	3/8-19			
95205-04-08	7/16-20	1/2-14			
95205-05-04	1/2-20	1/4-19			
95205-06-04	9/16-18	1/4-19			
95205-06-06	9/16-18	3/8-19			
95205-06-08	9/16-18	1/2-14			
95205-08-06	3/4-16	3/8-19			
95205-08-08	3/4-16	1/2-14			
95205-08-10	3/4-16	5/8-14			
95205-08-12	3/4-16	3/4-14			
95205-10-06	7/8-14	3/8-19			
95205-10-08	7/8-14	1/2-14			
95205-10-10	7/8-14	5/8-14			
95205-12-08	1 1/16-12	1/2-14			
95205-12-10	1 1/16-12	5/8-14			
95205-12-12	1 1/16-12	3/4-14			
95205-12-16	1 1/16-12	1-11			
95205-16-12	1 5/16-12	3/4-14			
95205-16-16	1 5/16-12	1-11			
95205-16-20	1 5/16-12	1 1/4-11			
95205-20-16	1 5/8-12	1-11			
95205-20-20	1 5/8-12	1 1/4-11			
95205-24-24	1 7/8-12	1 1/2-11			
95205-24-32	1 7/8-12	2-11			
95205-32-32	2 1/2-12	2-11			



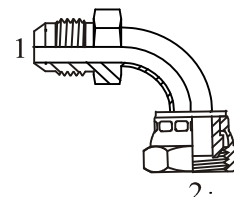
97055 COUDE TUBE 45°-M.BSPP/F.BSPP TOURN. TUBE ELBOW 45° - M. BSPP/F. BSPP SWIV.					
FUTURE	BSPP	BSPP			
	1 - Po. / In.	2 - Po. / In.			
97055-04-04	1/4-19	1/4-19			
97055-06-06	3/8-19	3/8-19			
97055-08-08	1/2-14	1/2-14			
97055-10-10	5/8-14	5/8-14			
97055-12-12	3/4-14	3/4-14			
97055-16-16	1-11	1-11			
97055-20-20	1 1/4-11	1 1/4-11			
97055-24-24	1 1/2-11	1 1/2-11			
97055-32-32	2-11	2-11			

97515 COUDE TUBE 45° - FEMELLE BSPP TOURN. TUBE ELBOW 45° - FEMALE BSPP SWIVEL					
FUTURE	BSPP	BSPP			
	1 - Po. / In.	2 - Po. / In.			
97515-04-04	1/4-19	1/4-19			
97515-06-06	3/8-19	3/8-19			
97515-08-08	1/2-14	1/2-14			
97515-10-10	5/8-14	5/8-14			
97515-12-12	3/4-14	3/4-14			
97515-16-16	1-11	1-11			
97515-20-20	1 1/4-11	1 1/4-11			



97255 COUDE TUBE 45° - M. (JIC) 37°/F.BSPP TOURN. TUBE ELBOW 45° M. (JIC) 37°/F. BSPP SWIVEL					
FUTURE	JIC	BSPP			
	1 - Po. / In.	2 - Po. / In.			
97255-04-04	7/16-20	1/4-19			
97255-06-06	9/16-18	3/8-19			
97255-08-08	3/4-16	1/2-14			
97255-10-10	7/8-14	5/8-14			
97255-12-12	1 1/16-12	3/4-14			
97255-16-16	1 5/16-12	1-11			

98055 COUDE TUBE 90°-M. BSPP/F. BSPP TOURN. TUBE ELBOW 90°-M.BSPP / F. BSPP SWIVEL					
FUTURE	BSPP	BSPP			
	1 - Po. / In.	2 - Po. / In.			
98055-04-04	1/4-19	1/4-19			
98055-06-06	3/8-19	3/8-19			
98055-08-08	1/2-14	1/2-14			
98055-10-10	5/8-14	5/8-14			
98055-12-12	3/4-14	3/4-14			
98055-16-16	1-11	1-11			
98055-20-20	1 1/4-11	1 1/4-11			
98055-24-24	1 1/2-11	1 1/2-11			
98055-32-32	2-11	2-11			



97511 ADAPTEUR - FEM. TOURN. BSPP / M. BSPT ADAPTER - FEM. SWIVEL BSPP / M. BSPT					
FUTURE	BSPP	BSPT			
	1 - Po. / In.	2 - Po. / In.			
97511-04-04	1/4-19	1/4-19			
97511-06-06	3/8-19	3/8-19			
97511-08-08	1/2-14	1/2-14			
97511-12-12	3/4-14	3/4-14			
97511-16-16	1-11	1-11			
97511-20-20	1 1/4-11	1 1/4-11			
97511-24-24	1 1/2-11	1 1/2-11			

98255 COUDE TUBE 90°-M.(JIC) 37°/F.BSPP TOURN. TUBE ELBOW 90°-M.(JIC) 37°/F.BSPP SWIVEL					
FUTURE	JIC	BSPP			
	1 - Po. / In.	2 - Po. / In.			
98255-04-04	7/16-20	1/4-19			
98255-06-06	9/16-18	3/8-19			
98255-08-08	3/4-14	1/2-14			
98255-10-10	7/8-14	5/8-14			
98255-12-12	1 1/16-12	3/4-14			
98255-16-16	1 5/16-12	1-11			