



40510 BOUCHON HEXAGONAL - MALE BSPP HEXAGONAL HEAD PLUG - MALE BSPP					
FUTURE	BSPP				
	1 - Po. / In.				
40510-02	1/8-28				
40510-04	1/4-19				
40510-06	3/8-19				
40510-08	1/2-14				
40510-10	5/8-14				
40510-12	3/4-14				
40510-16	1-11				
40510-20	1 1/4-11				
40510-24	1 1/2-11				
40510-32	2-11				
40510-40	2 1/2-11				
40510-48	3-11				



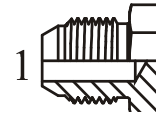
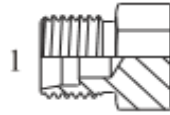
40611 BOUCHON HEX INTERNE - MALE MÉTRIQUE HOLLOW PLUG - MALE METRIC					
FUTURE	METRIC				
	MM				
40611-08	8X1.0				
40611-10	10X1.0				
40611-10X1,5	10X1.5				
40611-12	12X1.0				
40611-12X1,5	12X1.5				
40611-14	14X1.5				
40611-16	16X1.5				
40611-18	18X1.5				
40611-20	20X1.5				
40611-22	22X1.5				
40611-24	24X1.5				
40611-26	26X1.5				
40611-27	27X2.0				
40611-30X1.5	30X1.5				
40611-33	33X2.0				
40611-42	42X2.0				



40610 BOUCHON HEX. INTERNE - MALE BSPP HOLLOW PLUG - MALE BSPP					
FUTURE	BSPP				
	1 - Po. / In.				
40610-02	1/8-28				
40610-04	1/4-19				
40610-06	3/8-19				
40610-08	1/2-14				
40610-12	3/4-14				
40610-16	1-11				
40610-20	1 1/4-11				
40610-24	1 1/2-11				




40710 BOUCHON HEXAGONAL - MALE BSPT HEXAGONAL HEAD PLUG - MALE BSPT					
FUTURE	BSPT				
	1 - Po. / In.				
40710-02	1/8-28				
40710-04	1/4-19				
40710-06	3/8-19				
40710-08	1/2-14				
40710-10	5/8-14				
40710-12	3/4-14				
40710-16	1-11				
40710-20	1 1/4-11				
40710-24	1 1/2-11				
40710-32	2-11				
40710-40	2 1/2-11				
40710-48	3-11				



41000 BOUCHON INTERNE HEX - MALE MÉTRIQUE HOLLOW PLUG - MALE METRIC					
FUTURE	METRIC	METRIC			
	Tube / MM	1 - MM			
41000-06L	6	12X1.5			
41000-06S	6	14X1.5			
41000-08L	8	14X1.5			
41000-08S	8	16X1.5			
41000-10L	10	16X1.5			
41000-10S	10	18X1.5			
41000-12L	12	18X1.5			
41000-12S	12	20X1.5			
41000-14S	14	22X1.5			
41000-15L	15	22X1.5			
41000-16S	16	24X1.5			
41000-18L	18	26X1.5			
41000-20S	20	30X2.0			
41000-22L	22	30X2.0			
41000-25S	25	36X2.0			
41000-28L	28	36X2.0			
41000-30S	30	42X2.0			
41000-35L	35	45X2.0			
41000-38S	38	52X2.0			
41000-42L	42	52X2.0			

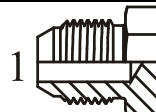
43810 BOUCHON - MALE JIS PLUG - MALE JIS					
FUTURE	JIS				
	1 - Po. / In.				
43810-02					
43810-04	1/4-19				
43810-06	3/8-19				
43810-08	1/2-14				
43810-12	3/4-14				
43810-16	1-11				
43810-20	1 1/4-11				
43810-24	1 1/2-11				
43810-32	2-11				



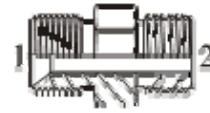
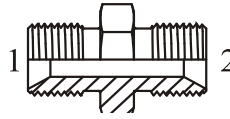
43811 BOUCHON - FEMELLE JIS CAP - FEMALE JIS					
FUTURE	JIS				
	1 - Po. / In.				
43811-02					
43811-04	1/4-19				
43811-06	3/8-19				
43811-08	1/2-14				
43811-12	3/4-14				
43811-16	1-11				
43811-20	1 1/4-11				
43811-24	1 1/2-11				
43811-32	2-11				



41300 BOUCHON - FEM. BSPP TOURN. CAP - FEM. BSPP SWIVEL					
FUTURE	BSPP				
	1 - Po. / In.				
41300-02	1/8-28				
41300-04	1/4-19				
41300-06	3/8-19				
41300-08	1/2-14				
41300-10	5/8-14				
41300-12	3/4-14				
41300-16	1-11				
41300-20	1 1/4-11				
41300-24	1 1/2-11				
41300-32	2-11				

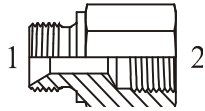


44010 BOUCHON - MALE STYLE KOMATSU PLUG - MALE KOMATSU STYLE					
FUTURE	JIS				
	MM				
44010-14	14X1.5				
44010-16	16X1.5				
44010-18	18X1.5				
44010-22	22X1.5				
44010-24	24X1.5				
44010-30	30X1.5				
44010-33	33X1.5				

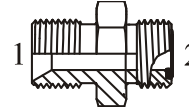


80505	UNION - MALE BSPP / MALE BSPP NIPPLE - MALE BSPP / MALE BSPP				
	FUTURE	BSPP	BSPP		
		1 - Po. / In.	2 - Po. / In.		
80505-02-02	1/8-28	1/8-27			
80505-04-02	1/4-19	1/8-27			
80505-04-04	1/4-19	1/4-18			
80505-06-02	3/8-19	1/8-27			
80505-06-04	3/8-19	1/4-18			
80505-06-06	3/8-19	3/8-18			
80505-08-02	1/2-14	1/8-27			
80505-08-04	1/2-14	1/4-18			
80505-08-06	1/2-14	3/8-18			
80505-08-08	1/2-14	1/2-14			
80505-10-04	5/8-14	1/4-18			
80505-10-06	5/8-14	3/8-18			
80505-10-08	5/8-14	1/2-14			
80505-10-10	5/8-14	5/8-14			
80505-12-04	3/4-14	1/4-18			
80505-12-06	3/4-14	3/8-18			
80505-12-08	3/4-14	1/2-14			
80505-12-10	3/4-14	5/8-14			
80505-12-12	3/4-14	3/4-14			
80505-16-04	1-11	1/4-18			
80505-16-06	1-11	3/8-19			
80505-16-08	1-11	1/2-14			
80505-16-10	1-11	5/8-14			
80505-16-12	1-11	3/4-14			
80505-16-16	1-11	1-11			
80505-20-06	1 1/4-11	3/8-19			
80505-20-08	1 1/4-11	1/2-14			
80505-20-10	1 1/4-11	5/8-14			
80505-20-12	1 1/4-11	3/4-14			
80505-20-16	1 1/4-11	1-11			
80505-20-20	1 1/4-11	1 1/4-11			
80505-24-08	1 1/2-11	1/2-14			
80505-24-12	1 1/2-11	3/4-14			
80505-24-16	1 1/2-11	1-11			
80505-24-20	1 1/2-11	1 1/4-11			
80505-24-24	1 1/2-11	1 1/2-11			
80505-32-16	2-11	1-11			
80505-32-20	2-11	1 1/4-11			
80505-32-24	2-11	1 1/2-11			
80505-32-32	2-11	2-11			

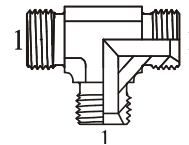
80510	UNION - MALE BSPP / MALE MÉTRIQUE NIPPLE - MALE BSPP / MALE METRIC				
	FUTURE	BSPP	METRIC	TUBE	
		1 - Po. / In.	MM	MM	
80510-02-10	1/8-28	10X1.0			
80510-02-12	1/8-28	12X1.5			
80510-02-14	1/8-28	14X1.5			
80510-04-10	1/4-19	10X1.0			
80510-04-10X1.5	1/4-19	10X1.5			
80510-04-12	1/4-19	12X1.5			
80510-04-14	1/4-19	14X1.5			
80510-04-16	1/4-19	16X1.5			
80510-04-18	1/4-19	18X1.5			
80510-04-22	1/4-19	22X1.5			
80510-06-12	3/8-19	12X1.5			
80510-06-14	3/8-19	14X1.5			
80510-06-16	3/8-19	16X1.5			
80510-06-18	3/8-19	18X1.5			
80510-06-20	3/8-19	20X1.5			
80510-06-22	3/8-19	22X1.5			
80510-08-12	1/2-14	12X1.5			
80510-08-14	1/2-14	14X1.5			
80510-08-16	1/2-14	16X1.5			
80510-08-18	1/2-14	18X1.5			
80510-08-20	1/2-14	20X1.5			
80510-08-22	1/2-14	22X1.5			
80510-08-24	1/2-14	24X1.5			
80510-08-26	1/2-14	26X1.5			
80510-10-22	5/8-14	22X1.5			
80510-10-26	5/8-14	26X1.5			
80510-12-16	3/4-14	16X1.5			
80510-12-18	3/4-14	18X1.5			
80510-12-20	3/4-14	20X1.5			
80510-12-22	3/4-14	22X1.5			
80510-12-24	3/4-14	24X1.5			
80510-12-26	3/4-14	26X1.5			
80510-12-30	3/4-14	30X2.0			
80510-16-18	1-11	18X1.5			
80510-16-22	1-11	22X1.5			
80510-16-26	1-11	26X1.5			
80510-16-28	1-11	28X2.0			
80510-16-30	1-11	30X2.0			
80510-16-36	1-11	36X2.0			
80510-16-38	1-11	38X2.0			
80510-20-30	1 1/4-11	30X2.0			
80510-20-38	1 1/4-11	38X2.0			
80510-24-38	1 1/2-11	38X2.0			
80510-24-45	1 1/2-11	45X2.0			
80510-32-45	2-11	45X2.0			
80510-32-52	2-11	52X2.0			



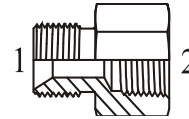
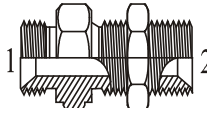
80513 REDUCTEUR - MALE BSPP / FEM. BSP REDUCER - BUSHING M. BSPP / FEM. BSP					
FUTURE	BSPP				
	1 - Po. / In.	2 - Po. / In.			
80513-02-02	1/8-28	1/8-28			
80513-02-04	1/8-28	1/4-19			
80513-02-06	1/8-28	3/8-19			
80513-04-02	1/4-19	1/8-28			
80513-04-04	1/4-19	1/4-28			
80513-04-06	1/4-19	3/8-19			
80513-04-08	1/4-19	1/2-14			
80513-06-02	3/8-19	1/8-28			
80513-06-04	3/8-19	1/4-19			
80513-06-06	3/8-19	3/8-19			
80513-06-08	3/8-19	1/2-14			
80513-06-12	3/8-19	3/4-14			
80513-08-02	1/2-14	1/8-28			
80513-08-04	1/2-14	1/4-19			
80513-08-06	1/2-14	3/8-19			
80513-08-08	1/2-14	1/2-14			
80513-08-12	1/2-14	3/4-14			
80513-08-16	1/2-14	1-11			
80513-10-08	5/8-14	1/2-14			
80513-12-04	3/4-14	1/4-19			
80513-12-06	3/4-14	3/8-19			
80513-12-08	3/4-14	1/2-14			
80513-12-10	3/4-14	5/8-14			
80513-12-12	3/4-14	3/4-14			
80513-12-16	3/4-14	1-11			
80513-12-20	3/4-14	1 1/4-11			
80513-16-04	1-11	1/4-19			
80513-16-06	1-11	3/8-19			
80513-16-08	1-11	1/2-14			
80513-16-12	1-11	3/4-14			
80513-16-16	1-11	1-11			
80513-16-20	1-11	1 1/4-11			
80513-16-24	1-11	1 1/2-11			
80513-20-08	1 1/4-11	1/2-14			
80513-20-12	1 1/4-11	3/4-14			
80513-20-16	1 1/4-11	1-11			
80513-20-20	1 1/4-11	1 1/4-11			
80513-24-08	1 1/2-11	1/2-14			
80513-24-12	1 1/2-11	3/4-14			
80513-24-16	1 1/2-11	1-11			
80513-24-20	1 1/2-11	1 1/4-11			
80513-24-24	1 1/2-11	1 1/2-11			
80513-32-12	2-11	3/4-14			
80513-32-16	2-11	1-11			
80513-32-20	2-11	1 1/4-11			
80513-32-24	2-11	1 1/2-11			
80513-32-32	2-11	2-11			
80513-40-32	2 1/2-11	2-11			



80514 ADAPTEUR - MALE BSPP - MALE ORFS ADAPTER - MALE BSPP - MALE ORFS					
FUTURE	BSPP		ORFS		
	1 - Po. / In.	2 - Po. / In.			
80514-02-04	1/8-28	9/16-18			
80514-04-04	1/4-19	9/16-18			
80514-04-06	1/4-19	11/16-16			
80514-06-04	3/8-19	9/16-18			
80514-06-06	3/8-19	11/16-16			
80514-06-08	3/8-19	13/16-16			
80514-08-06	1/2-14	11/16-16			
80514-08-08	1/2-14	13/16-16			
80514-08-10	1/2-14	1-14			
80514-08-12	1/2-14	1 3/16-12			
80514-08-16	1/2-14	1 7/16-12			
80514-12-12	3/4-14	1 3/16-12			
80514-12-16	3/4-14	1 7/16-12			
80514-16-12	1-11	1 3/16-12			
80514-16-16	1-11	1 7/16-12			
80514-20-20	1 1/4-11	1 11/16-12			
80514-24-24	1 1/2-11	2-12			

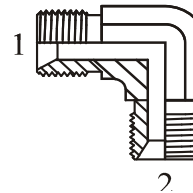
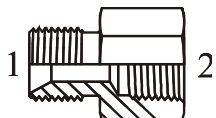


80520 TE - MALE BSPP / MALE BSPP TEE - MALE BSPP / MALE BSPP					
FUTURE	BSPP				
	1 - Po. / In.				
80520-02	1/8-28				
80520-04	1/4-19				
80520-06	3/8-19				
80520-08	1/2-14				
80520-10	5/8-14				
80520-12	3/4-14				
80520-16	1-11				
80520-20	1 1/4-11				
80520-24	1 1/2-11				
80520-32	2-11				



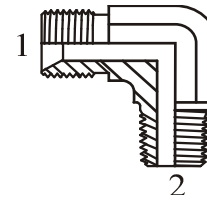
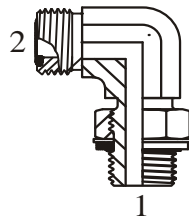
80560 UNION CLOISON-MALE BSPP/MALE BSPP BULKHEAD UNION - MALE BSPP / M. BSPP					
FUTURE	BSPP	BSPP			
	1 - Po. / In.	2 - Po. / In.			
80560-02-02	1/8-28	1/8-28			
80560-04-04	1/4-19	1/4-19			
80560-04-06	1/4-19	3/8-19			
80560-06-04	3/8-19	1/4-19			
80560-06-06	3/8-19	3/8-19			
80560-06-08	3/8-19	1/2-14			
80560-08-06	1/2-14	3/8-19			
80560-08-08	1/2-14	1/2-14			
80560-08-12	1/2-14	3/4-14			
80560-10-10	5/8-14	5/8-14			
80560-12-08	3/4-14	1/2-14			
80560-12-12	3/4-14	3/4-14			
80560-12-16	3/4-14	1-11			
80560-16-16	1-11	1-11			
80560-20-20	1 1/4-11	1 1/4-11			
80560-24-24	1 1/2-11	1 1/2-11			
80560-32-32	2-11	2-11			

80582 ADAPTEUR - MALE BSPP / FEM. NPTF ADAPTER - MALE BSPP / FEM. NPTF					
FUTURE	BSPP	NPTF			
Continue/Cont'd	1 - Po. / In.	2 - Po. / In.			
80582-16-08	1-11	1/2-14			
80582-16-12	1-11	3/4-14			
80582-16-16	1-11	1-11.5			
80582-20-12	1 1/4-11	3/4-14			
80582-20-16	1 1/4-11	1-11.5			
80582-20-20	1 1/4-11	1 1/4-11.5			
80582-24-12	1 1/2-11	3/4-14			
80582-24-16	1 1/2-11	1-11.5			
80582-24-20	1 1/2-11	1 1/4-11.5			
80582-24-24	1 1/2-11	1 1/2-11.5			
80582-24-32	1 1/2-11	2-11.5			
80582-32-24	2-11	1 1/2-11.5			
80582-32-32	2-11	2-11.5			
80582-40-24	2 1/2-11	1 1/2-11.5			
80582-40-32	2 1/2-11	2-11.5			
80582-40-40	2 1/2-11	2 1/2-8			
80582-48-32	3-11	2-11.5			
80582-48-48	3-11	3-8			



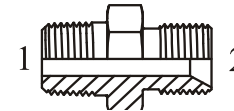
80582 ADAPTEUR - MALE BSPP / FEM. NPTF ADAPTER - MALE BSPP / FEM. NPTF					
FUTURE	BSPP	NPTF			
	1 - Po. / In.	2 - Po. / In.			
80582-02-02	1/8-28	1/8-27			
80582-02-04	1/8-28	1/4-18			
80582-04-02	1/4-19	1/8-27			
80582-04-04	1/4-19	1/4-18			
80582-04-06	1/4-19	3/8-18			
80582-06-02	3/8-19	1/8-27			
80582-06-04	3/8-19	1/4-18			
80582-06-06	3/8-19	3/8-18			
80582-06-08	3/8-19	1/2-14			
80582-08-02	1/2-14	1/8-27			
80582-08-04	1/2-14	1/4-18			
80582-08-06	1/2-14	3/8-18			
80582-08-08	1/2-14	1/2-14			
80582-12-04	3/4-14	1/4-18			
80582-12-06	3/4-14	3/8-18			
80582-12-08	3/4-14	1/2-14			
80582-12-12	3/4-14	3/4-14			
80582-16-04	1-11	1/4-18			
80582-16-06	1-11	3/8-18			

80590 COUDE 90 - MALE BSPP / MALE BSPP ELBOW 90 - MALE BSPP / MALE BSPP					
FUTURE	BSPP	BSPP			
	1 - Po. / In.	2 - Po. / In.			
80590-02-02	1/8-28	1/8-28			
80590-04-04	1/4-19	1/4-19			
80590-06-04	3/8-19	1/4-19			
80590-06-06	3/8-19	3/8-19			
80590-08-06	1/2-14	3/8-19			
80590-08-08	1/2-14	1/2-14			
80590-10-10	5/8-14	5/8-14			
80590-12-08	3/4-14	1/2-14			
80590-12-10	3/4-14	5/8-14			
80590-12-12	3/4-14	3/4-14			
80590-16-12	1-11	3/4-14			
80590-16-16	1-11	1-11			
80590-20-20	1 1/4-11	1 1/4-11			
80590-24-24	1 1/2-11	1 1/2-11			
80590-32-32	2-11	2-11			

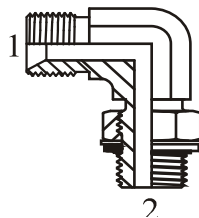


80594 MALE BSPP / MALE ORFS 90° BSPP MALE / ORFS MALE 90°					
FUTURE	BSPP	ORFS			
	1 - Po. / In.	2 - Po. / In.			
80594-02-04	1/8-28	9/16-18			
80594-04-04	1/4-19	9/16-18			
80594-04-06	1/4-19	11/16-16			
80594-04-08	1/4-19	13/16-16			
80594-06-06	3/8-19	11/16-16			
80594-06-08	3/8-19	13/16-16			
80594-08-06	1/2-14	11/16-16			
80594-08-08	1/2-14	13/16-16			
80594-08-10	1/2-14	1-14			
80594-08-12	1/2-14	1 3/16-12			
80594-12-12	3/4-14	1 3/16-12			
80594-12-16	3/4-14	1 7/16-12			
80594-16-12	1-11	1 3/16-12			
80594-16-16	1-11	1 7/16-12			
80594-20-16	1 1/4-11	1 7/16-12			
80594-20-20	1 1/4-11	1 11/16-12			
80594-24-24	1 1/2-11	2-12			

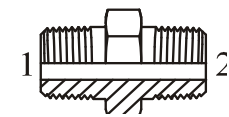
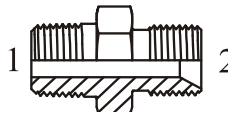
80598 COUDE 90° - MALE BSPP / MALE NPTF ELBOW 90° - MALE BSPP / MALE NPTF					
FUTURE	BSPP	NPTF			
	1 - Po. / In.	2 - Po. / In.			
80598-02-02	1/8-28	1/8-27			
80598-04-04	1/4-19	1/4-18			
80598-06-06	3/8-19	3/8-18			
80598-08-08	1/2-14	1/2-14			
80598-12-12	3/4-14	3/4-14			
80598-16-16	1-11	1-11			



80705 ADAPTEUR - MALE BSPT / MALE BSPP ADAPTER - MALE BSPT / MALE BSPP					
FUTURE	BSPT	BSPP			
	1 - Po. / In.	2 - Po. / In.			
80705-02-02	1/8-28	1/8-28			
80705-02-04	1/8-28	1/4-19			
80705-02-06	1/8-28	3/8-19			
80705-04-02	1/4-19	1/8-28			
80705-04-04	1/4-19	1/4-19			
80705-04-06	1/4-19	3/8-19			
80705-04-08	1/4-19	1/2-14			
80705-04-12	1/4-19	3/4-14			
80705-06-02	3/8-19	1/8-28			
80705-06-04	3/8-19	1/4-19			
80705-06-06	3/8-19	3/8-19			
80705-06-08	3/8-19	1/2-14			
80705-06-10	3/8-19	5/8-14			
80705-06-12	3/8-19	3/4-14			
80705-08-04	1/2-14	1/4-19			
80705-08-06	1/2-14	3/8-19			
80705-08-08	1/2-14	1/2-14			
80705-08-10	1/2-14	5/8-14			
80705-08-12	1/2-14	3/4-14			
80705-08-16	1/2-14	1-11			
80705-10-08	5/8-14	1/2-14			
80705-10-10	5/8-14	5/8-14			
80705-10-12	5/8-14	3/4-14			
80705-12-06	3/4-14	3/8-19			
80705-12-08	3/4-14	1/2-14			
80705-12-10	3/4-14	5/8-14			

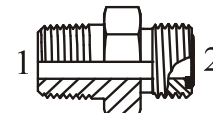


80595 COUDE 90° - MALE BSPP / M. BSPP ADJUST. ELBOW 90° - MALE BSPP / MALE ADJUST.					
FUTURE	BSPP	BSPP			
	1 - Po. / In.	2 - Po. / In.			
80595-04-04	1/4-19	1/4-19			
80595-04-06	1/4-19	3/8-19			
80595-06-04	3/8-19	1/4-19			
80595-06-06	3/8-19	3/8-19			
80595-06-08	3/8-19	1/2-14			
80595-08-06	1/2-14	3/8-19			
80595-08-08	1/2-14	1/2-14			
80595-08-12	1/2-14	3/4-14			
80595-12-08	3/4-14	1/2-14			
80595-12-12	3/4-14	3/4-14			
80595-16-16	1-11	1-11			
80595-20-20	1 1/4-11	1 1/4-11			

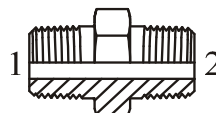
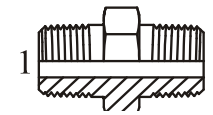


80705 ADAPTEUR - MALE BSPT / MALE BSPP ADAPTER - MALE BSPT / MALE BSPP					
FUTURE	BSPT	BSPP			
	1 - Po. / In.	2 - Po. / In.			
Continue/Cont'd.					
80705-12-12	3/4-14	3/4-14			
80705-12-16	3/4-14	1-11			
80705-12-20	3/4-14	1 1/4-11			
80705-16-06	1-11	3/8-19			
80705-16-12	1-11	3/4-14			
80705-16-16	1-11	1-11			
80705-16-20	1-11	1 1/4-11			
80705-16-24	1-11	1 1/2-11			
80705-20-12	1 1/4-11	3/4-14			
80705-20-16	1 1/4-11	1-11			
80705-20-20	1 1/4-11	1 1/4-11			
80705-20-24	1 1/4-11	1 1/2-11			
80705-20-32	1 1/4-11	2-11			
80705-24-16	1 1/2-11	1-11			
80705-24-20	1 1/2-11	1 1/4-11			
80705-24-24	1 1/2-11	1 1/2-11			
80705-24-32	1 1/2-11	2-11			
80705-32-16	2-11	1-11			
80705-32-20	2-11	1 1/4-11			
80705-32-24	2-11	1 1/2-11			
80705-32-32	2-11	2-11			
80705-40-40	2 1/2-11	2 1/2-11			
80705-48-48	3-11	3-11			

80707 UNION - MALE BSPT / MALE BSPT NIPPLE - MALE BSPT / MALE BSPT					
FUTURE	BSPT	BSPT			
	1 - Po. / In.	2 - Po. / In.			
Continue/Cont'd.					
80707-16-12	1-11	3/4-14			
80707-16-16	1-11	1-11			
80707-20-16	1 1/4-11	1-11			
80707-20-20	1 1/4-11	1 1/4-11			
80707-24-24	1 1/2-11	1 1/2-11			
80707-32-32	2-11	2-11			
80707-40-40	2 1/2-11	2 1/2-11			
80707-48-48	3-11	3-11			

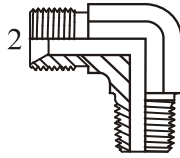


80714 ADAPTEUR - MALE BSPT / MALE ORFS ADAPTER - MALE BSPT / MALE ORFS					
FUTURE	BSPT	ORFS			
	1 - Po. / In.	2 - Po. / In.			
80714-04-04	1/4-19	9/16-18			
80714-12-12	3/4-14	1 3/16-12			
80714-16-16	1-11	1 7/16-12			
80714-20-20	1 1/4-11	1 11/16-12			
80714-24-24	1 1/2-11	2-12			

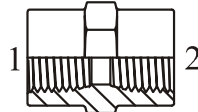


80707 UNION - MALE BSPT / MALE BSPT NIPPLE - MALE BSPT / MALE BSPT					
FUTURE	BSPT	BSPT			
	1 - Po. / In.	2 - Po. / In.			
80707-02-02	1/8-27	1/8-28			
80707-04-02	1/4-19	1/8-28			
80707-04-04	1/4-19	1/4-19			
80707-06-02	3/8-19	1/8-28			
80707-06-04	3/8-19	1/4-19			
80707-06-06	3/8-19	3/8-19			
80707-08-04	1/2-14	1/4-19			
80707-08-06	1/2-14	3/8-19			
80707-08-08	1/2-14	1/2-14			
80707-10-10	5/8-14	5/8-14			
80707-12-08	3/4-14	1/2-14			
80707-12-12	3/4-14	3/4-14			

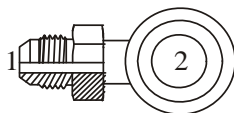
80728 ADAPTEUR - MALE BSPT / MALE NPTF ADAPTER - MALE BSPT / MALE NPTF					
FUTURE	BSPT	NPT			
	1 - Po. / In.	2 - Po. / In.			
80728-02-02	1/8-28	1/8-27			
80728-02-04	1/8-28	1/4-18			
80728-04-02	1/4-19	1/8-27			
80728-04-04	1/4-19	1/4-18			
80728-04-06	1/4-19	3/8-18			
80728-06-04	3/8-19	1/4-18			
80728-06-06	3/8-19	3/8-18			
80728-08-08	1/2-14	1/2-14			
80728-12-12	3/4-14	3/4-14			
80728-16-16	1-11	1-11.5			
80728-20-20	1 1/4-11	1 1/4-11.5			
80728-24-24	1 1/2-11	1 1/2-11.5			
80728-32-32	2-11	2-11.5			
80728-40-40	2 1/2-11	2 1/2-8			
80728-48-48	3-11	3-8			




80795				
COUDE 90° - MALE BSPT / MALE BSPP				
ELBOW 90° - MALE BSPT / MALE BSPP				
FUTURE	BSPT	BSPP		
	1 - Po. / In.	2 - Po. / In.		
80795-02-02	1/4-19	1/4-19		
80795-02-04	1/8-28	1/4-19		
80795-04-02	1/4-19	1/8-28		
80795-04-04	1/4-19	1/4-19		
80795-04-06	1/4-19	3/8-19		
80795-06-04	3/8-19	1/4-19		
80795-06-06	3/8-19	3/8-19		
80795-06-08	3/8-19	1/2-14		
80795-08-08	1/2-14	1/2-14		
80795-12-12	3/4-14	3/4-14		
80795-16-16	1-11	1-11		




81313				
UNION - FEM. BSPP / FEM. BSPP				
UNION - FEM. BSPP / FEM. BSPP				
FUTURE	BSPP	BSPP		
	1 - Po. / In.	2 - Po. / In.		
81313-02-02	1/8-28	1/8-28		
81313-04-02	1/4-19	1/8-28		
81313-04-04	1/4-19	1/4-19		
81313-06-04	3/8-19	1/4-19		
81313-06-06	3/8-19	3/8-19		
81313-08-06	1/2-14	3/8-19		
81313-08-08	1/2-14	1/2-14		
81313-10-08	5/8-14	1/2-14		
81313-10-10	5/8-14	5/8-14		
81313-12-08	3/4-14	1/2-14		
81313-12-12	3/4-14	3/4-14		
81313-16-12	1-11	3/4-14		
81313-16-16	1-11	1-11		
81313-20-20	1 1/4-11	1 1/4-11		
81313-24-24	1 1/2-11	1 1/2-11		
81313-32-32	2-11	2-11		




82503				
MALE JIC / BANJO BSPP				
JIC MALE / BSPP BANJO				
FUTURE	JIC	BANJO	DIAM	
	1 - Po. / In.	2 - Po. / In.	MM	
82503-04-04	7/16-20	1/4		
82503-06-06	9/16-18	3/8		
82503-08-08	3/4-16	1/2		




82505				
ADAPTEUR - MALE (JIC) 37° / M. BSPP				
ADAPTER - MALE (JIC) 37° / M. BSPP				
FUTURE	JIC	BSPP		
	1 - Po. / In.	2 - Po. / In.		
82505-04-02	7/16-20	1/8-28		
82505-04-04	7/16-20	1/4-19		
82505-04-06	7/16-20	3/8-19		
82505-04-08	7/16-20	1/2-14		
82505-04-12	7/16-20	3/4-14		
82505-05-02	1/2-20	1/8-28		
82505-05-04	1/2-20	1/4-19		
82505-05-06	1/2-20	3/8-19		
82505-05-08	1/2-20	1/2-14		
82505-06-02	9/16-18	1/8-28		
82505-06-04	9/16-18	1/4-19		
82505-06-06	9/16-18	3/8-19		
82505-06-08	9/16-18	1/2-14		
82505-06-10	9/16-18	5/8-14		
82505-06-12	9/16-18	3/4-14		
82505-08-04	3/4-16	1/4-19		
82505-08-06	3/4-16	3/8-19		
82505-08-08	3/4-16	1/2-14		
82505-08-10	3/4-16	5/8-14		
82505-08-12	3/4-16	3/4-14		
82505-08-16	3/4-16	1-11		
82505-10-04	7/8-14	1/4-19		
82505-10-06	7/8-14	3/8-19		
82505-10-08	7/8-14	1/2-14		
82505-10-10	7/8-14	5/8-14		
82505-10-12	7/8-14	3/4-14		
82505-10-16	7/8-14	1-11		
82505-12-04	1 1/16-12	1/4-19		
82505-12-06	1 1/16-12	3/8-19		
82505-12-08	1 1/16-12	1/2-14		
82505-12-10	1 1/16-12	5/8-14		
82505-12-12	1 1/16-12	3/4-14		
82505-12-16	1 1/16-12	1-11		
82505-12-20	1 1/16-12	1 1/4-11		
82505-14-12	1 3/16-12	3/4-14		
82505-14-16	1 3/16-12	1-11		
82505-16-08	1 5/16-12	1/2-14		
82505-16-10	1 5/16-12	5/8-14		
82505-16-12	1 5/16-12	3/4-14		
82505-16-16	1 5/16-12	1-11		
82505-16-20	1 5/16-12	1 1/4-11		
82505-16-24	1 5/16-12	1 1/2-11		
82505-20-12	1 5/8-12	3/4-14		
82505-20-16	1 5/8-12	1-11		
82505-20-20	1 5/8-12	1 1/4-11		
82505-20-24	1 5/8-12	1 1/2-11		
82505-20-32	1 5/8-12	2-11		
82505-24-16	1 7/8-12	1-11		
82505-24-20	1 7/8-12	1 1/4-11		
82505-24-24	1 7/8-12	1 1/2-11		
82505-24-32	1 7/8-12	2-11		
82505-32-16	2 1/2-12	1-11		
82505-32-20	2 1/2-12	1 1/4-11		
82505-32-24	2 1/2-12	1 1/2-11		
82505-32-32	2 1/2-11	2-11		



92551 ADAPTEUR-M.(JIC) 37°/F.BSPP TOURN. ADAPTER-M.(JIC) 37°/F.BSPP SWIVEL					
FUTURE	JIC	BSPP			
Continue/Cont'd.	1 - Po. / In.	2 - Po. / In.			
92551-08-12	3/4-16	3/4-14			
92551-10-06	7/8-14	3/8-19			
92551-10-08	7/8-14	1/2-14			
92551-10-10	7/8-14	5/8-14			
92551-10-12	7/8-14	3/4-14			
92551-12-12	1 1/16-12	3/4-14			
92551-12-16	1 1/16-12	1-11			
92551-16-12	1 5/16-12	3/4-14			
92551-16-16	1 5/16-12	1-11			
92551-20-20	1 5/8-12	1 1/4-11			
92551-24-24	1 7/8-12	1 1/2-11			
92551-32-32	2 1/2-12	2-11			





95128 ADAPTEUR-FEM.BSPP TOURN./M.NPTF ADAPTER-FEM.BSPP SWIVEL/M.NPTF					
FUTURE	BSPP	NPTF			
	1 - Po. / In.	2 - Po. / In.			
95128-02-02	1/8-28	1/8-27			
95128-04-04	1/4-19	1/4-18			
95128-04-06	1/4-19	3/8-18			
95128-06-06	3/8-19	3/8-18			
95128-06-08	3/8-19	1/2-14			
95128-08-06	1/2-14	3/8-18			
95128-08-08	1/2-14	1/2-14			
95128-08-12	1/2-14	3/4-14			
95128-12-12	3/4-14	3/4-14			
95128-12-16	3/4-14	1-11.5			
95128-16-16	1-11	1-11.5			



92556 ADAPTEUR-M.(JIC)37°/F.BSPP FACE PLATE TOURN. ADAPTER-MALE (JIC) 37°/F.BSPP FLAT FACE SWIVEL					
FUTURE	JIC	BSPP			
	1 - Po. / In.	2 - Po. / In.			
92556-04-04	7/16-20	1/4-19			
92556-06-04	9/16-18	1/4-19			
92556-06-06	9/16-18	3/8-19			
92556-06-08	9/16-18	1/2-14			
92556-08-06	3/4-16	3/8-19			
92556-08-08	3/4-16	1/2-14			
92556-08-10	3/4-16	5/8-14			
92556-08-12	3/4-16	3/4-14			
92556-10-08	7/8-14	1/2-14			
92556-10-10	7/8-14	5/8-14			
92556-10-12	7/8-14	3/4-14			
92556-12-12	1 1/16-12	3/4-14			
92556-12-16	1 1/16-12	1-11			
92556-16-16	1 5/16-12	1-11			


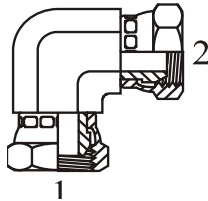


95151 UNION - FEMELLE BSPP TOURNANTE UNION - FEMALE BSPP SWIVEL					
FUTURE	BSPP	BSPP			
	1 - Po. / In.	2 - Po. / In.			
95151-02-02	1/8-28	1/8-28			
95151-04-04	1/4-19	1/4-19			
95151-06-04	3/8-19	1/4-19			
95151-06-06	3/8-19	3/8-19			
95151-08-04	1/2-14	1/4-19			
95151-08-06	1/2-14	3/8-19			
95151-08-08	1/2-14	1/2-14			
95151-10-08	5/8-14	1/2-14			
95151-10-10	5/8-14	5/8-14			
95151-12-08	3/4-14	1/2-14			
95151-12-10	3/4-14	5/8-14			
95151-12-12	3/4-14	3/4-14			
95151-16-08	1-11	1/2-14			
95151-16-10	1-11	5/8-14			
95151-16-12	1-11	3/4-14			
95151-16-16	1-11	1-11			
95151-20-12	1 1/4-11	3/4-14			
95151-20-20	1 1/4-11	1 1/4-11			
95151-24-24	1 1/2-11	1 1/2-11			
95151-32-24	2-11	1 1/2-11			
95151-32-32	2-11	2-11			



95152 UNION - F. BSPP TOURN./F.(JIC) 37° UNION - F. BSPP SWIVEL / F. (JIC) 37°					
FUTURE	BSPP	JIC			
	1 - Po. / In.	2 - Po. / In.			
95152-04-04	1/4-19	7/16-20			
95152-04-06	1/4-19	9/16-18			
95152-04-06	1/4-19	9/16-18			
95152-06-04	3/8-19	7/16-20			
95152-06-05	3/8-19	1/2-20			
95152-06-06	3/8-19	9/16-18			
95152-06-08	3/8-19	3/4-16			
95152-08-06	1/2-14	9/16-18			
95152-08-08	1/2-14	3/4-16			
95152-10-10	5/8-14	7/8-14			
95152-12-08	3/4-14	3/4-16			
95152-12-12	3/4-14	1 1/16-12			
95152-12-16	3/4-14	1 5/16-12			
95152-16-12	1-11	1 1/16-12			
95152-16-16	1-11	1 5/16-12			
95152-20-20	1 1/4-11	1 5/8-12			

95200 ADAPTEUR - F. (JIC) 37° TOURN./M. MET. ADAPTER - F. (JIC) 37° SWIVEL / M. MET.					
FUTURE	JIC	METRIC			
	1 - Po. / In.	MM			
95200-05-12	1/2-20	12X1.5			
95200-06-14	9/16-18	14X1.5			
95200-06-16	9/16-18	16X1.5			
95200-06-18	9/16-18	18X1.5			
95200-06-20	9/16-18	20X1.5			
95200-06-22	9/16-18	18X1.5			
95200-08-16	3/4-16	16X1.5			
95200-08-18	3/4-16	18X1.5			
95200-08-20	3/4-16	20X1.5			
95200-08-22	3/4-16	22X1.5			
95200-10-16	7/8-14	16X1.5			
95200-10-18	7/8-14	18X1.5			
95200-10-20	7/8-14	20X1.5			
95200-10-22	7/8-14	22X1.5			



95191					
COUDE 90° - F. BSPP TOURN./F.BSPP TOURN. ELBOW 90° - F. BSPP SWIVEL / F. BSPP SWIV.					
FUTURE	BSPP	BSPP			
	1 - Po. / In.	2 - Po. / In.			
95191-02-02	1/8-28	1/8-28			
95191-04-04	1/4-19	1/4-19			
95191-06-06	3/8-19	3/8-19			
95191-08-08	1/2-14	1/2-14			
95191-10-10	7/8-14	7/8-14			
95191-12-12	3/4-14	3/4-14			
95191-16-16	1-11	1-11			
95191-20-20	1 1/4-11	1 1/4-11			
95191-24-24	1 1/2-11	1 1/2-11			
95191-32-32	2-11	2-11			

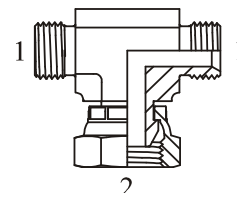
95205 ADAPTEUR - F. (JIC) 37° TOURN./M. BSPP ADAPTER - F. (JIC) 37° SWIVEL / M. BSPP					
FUTURE	JIC	BSPP			
	1 - Po. / In.	2 - Po. / In.			
95205-04-02	7/16-20	1/8-28			
95205-04-04	7/16-20	1/4-19			
95205-04-06	7/16-20	3/8-19			
95205-04-08	7/16-20	1/2-14			
95205-05-04	1/2-20	1/4-19			
95205-06-04	9/16-18	1/4-19			
95205-06-06	9/16-18	3/8-19			
95205-06-08	9/16-18	1/2-14			
95205-08-06	3/4-16	3/8-19			
95205-08-08	3/4-16	1/2-14			
95205-08-10	3/4-16	5/8-14			
95205-08-12	3/4-16	3/4-14			
95205-10-06	7/8-14	3/8-19			
95205-10-08	7/8-14	1/2-14			
95205-10-10	7/8-14	5/8-14			
95205-12-08	1 1/16-12	1/2-14			
95205-12-10	1 1/16-12	5/8-14			
95205-12-12	1 1/16-12	3/4-14			
95205-12-16	1 1/16-12	1-11			
95205-16-12	1 5/16-12	3/4-14			
95205-16-16	1 5/16-12	1-11			
95205-16-20	1 5/16-12	1 1/4-11			
95205-20-16	1 5/8-12	1-11			
95205-20-20	1 5/8-12	1 1/4-11			
95205-24-24	1 7/8-12	1 1/2-11			
95205-24-32	1 7/8-12	2-11			
95205-32-32	2 1/2-12	2-11			



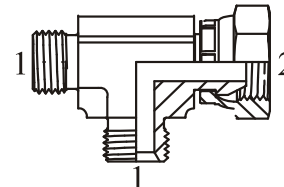
95510 ADAPTEUR - MALE - BSP/F.MET.TOURN. ADAPTR - MALE BSP/F. MET. SWIVEL				
FUTURE	BSP	METRIC		
	1 - Po. / In.	MM		
95510-04-14	1/4-19	14X1.5		
95510-08-18	1/2-14	18X1.5		
95510-08-20	1/2-14	20X1.5		
95510-12-26	3/4-14	26X1.5		
95510-16-30	1-11	30X2.0		
95510-20-45	1 1/4-11	45X2.0		
95510-24-52	1 1/2-11	52X2.0		



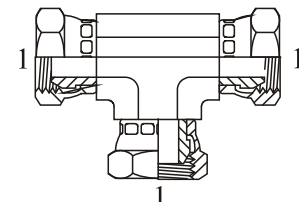
95511 ADAPTEUR - M.BSPP/FEM. BSPP TOURN. ADAPTER - M. BSPP/FEM. BSPP SWIVEL				
FUTURE	BSPP	BSPP		
	1 - Po. / In.	2 - Po. / In.		
95511-02-02	1/8-28	1/8-28		
95511-02-04	1/8-28	1/4-19		
95511-04-02	1/4-19	1/8-28		
95511-04-04	1/4-19	1/4-19		
95511-04-06	1/4-19	3/8-19		
95511-04-08	1/4-19	1/2-14		
95511-06-04	3/8-19	1/4-19		
95511-06-06	3/8-19	3/8-19		
95511-06-08	3/8-19	1/2-14		
95511-06-12	3/8-19	3/4-14		
95511-08-04	1/2-14	1/4-19		
95511-08-06	1/2-14	3/8-19		
95511-08-08	1/2-14	1/2-14		
95511-08-10	1/2-14	5/8-14		
95511-08-12	1/2-14	3/4-14		
95511-08-16	1/2-14	1-11		
95511-10-08	5/8-14	1/2-14		
95511-10-10	5/8-14	5/8-14		
95511-10-12	5/8-14	3/4-14		
95511-12-06	3/4-14	3/8-19		
95511-12-08	3/4-14	1/2-14		
95511-12-10	3/4-14	5/8-14		
95511-12-12	3/4-14	3/4-14		
95511-12-16	3/4-14	1-11		
95511-12-20	3/4-14	1 1/4-11		
95511-16-08	1-11	1/2-14		
95511-16-10	1-11	5/8-14		
95511-16-12	1-11	3/4-14		
95511-16-16	1-11	1-11		
95511-16-20	1-11	1 1/4-11		
95511-20-12	1 1/4-11	3/4-14		
95511-20-16	1 1/4-11	1-11		
95511-20-20	1 1/4-11	1 1/4-11		
95511-20-24	1 1/4-11	1 1/2-11		
95511-24-16	1 1/2-11	1-11		
95511-24-20	1 1/2-11	1 1/4-11		
95511-24-24	1 1/2-11	1 1/2-11		
95511-24-32	1 1/2-11	2-11		
95511-32-24	2-11	1 1/2-11		
95511-32-32	2-11	2-11		



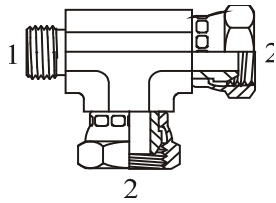
95520 TE - MALE BSPP / FEM. BSPP TOURN. BRANCH TEE - M. BSPP / FEM. BSPP SWIVEL				
FUTURE	BSPP	BSPP		
	1 - Po. / In.	2 - Po. / In.		
95520-02-02	1/8-28	1/8-28		
95520-04-04	1/4-19	1/4-19		
95520-06-06	3/8-19	3/8-19		
95520-08-08	1/2-14	1/2-14		
95520-10-10	5/8-14	5/8-14		
95520-12-12	3/4-14	3/4-14		
95520-16-16	1-11	1-11		
95520-20-20	1 1/4-11	1 1/4-11		



95521 TE - MALE BSPP / FEMELLE BSPP TOURN. RUN TEE - MALE BSPP / FEM. BSPP SWIVEL				
FUTURE	BSPP	BSPP		
	1 - Po. / In.	2 - Po. / In.		
95521-02	1/8-28	1/8-28		
95521-04	1/4-19	1/4-19		
95521-06	3/8-19	3/8-19		
95521-08	1/2-14	1/2-14		
95521-10	5/8-14	5/8-14		
95521-12	3/4-14	3/4-14		
95521-16	1-11	1-11		
95521-20	1 1/4-11	1 1/4-11		

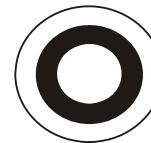
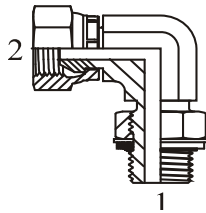


95522 TE - FEMELLE BSPP TOURNANTE UNION TEE - FEMALE BSPP SWIVEL				
FUTURE	BSPP			
	1 - Po. / In.			
95522-02	1/8-28			
95522-04	1/4-19			
95522-06	3/8-19			
95522-08	1/2-14			
95522-10	5/8-14			
95522-12	3/4-14			
95522-16	1-11			
95522-20	1 1/4-11			
95522-24	1 1/2-11			
95522-32	2-11			



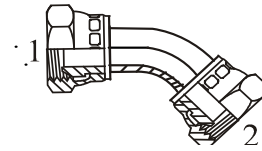
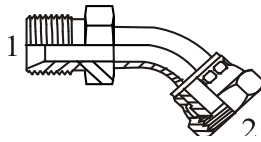
95523 TE-MALE BSPP/FEMELLE BSPP TOURN. RUN TEE - MALE BSPP / FEM. BSPP SWIVEL					
FUTURE	BSPP	BSPP			
	1 - Po. / In.	2 - Po. / In.			
95523-02	1/8-28	1/8-28			
95523-04	1/4-19	1/4-19			
95523-06	3/8-19	3/8-19			
95523-08	1/2-14	1/2-14			
95523-10	5/8-14	5/8-14			
95523-12	3/4-14	3/4-14			
95523-16	1-11	1-11			
95523-20	1 1/4-11	1 1/4-11			

96000 JOINT D'ÉTANCHEITE POUR FILET BSPP BONDED SEAL FOR BSPP THREAD					
FUTURE	BSPP				
	1 - Po. / In.				
96000-02	1/8				
96000-04	1/4				
96000-06	3/8				
96000-08	1/2				
96000-10	5/8				
96000-12	3/4				
96000-16	1				
96000-20	1 1/4				
96000-24	1 1/2				
96000-32	2				
96000-40	2-1/2				
96000-48	3				



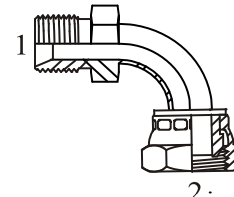
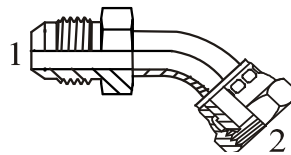
95525 COUDE 90°-MALE BSPP AJUST./F.BSPP TOURN. ELBOW 90°-MALE BSPP ADJUST./F.BSPP SWIV.					
FUTURE	BSPP	BSPP			
	1 - Po. / In.	2 - Po. / In.			
95525-02-02	1/8-28	1/8-28			
95525-04-04	1/4-19	1/4-19			
95525-04-06	1/4-19	3/8-19			
95525-06-04	3/8-19	1/4-19			
95525-06-06	3/8-19	3/8-19			
95525-06-08	3/8-19	1/2-14			
95525-08-06	1/2-14	3/8-19			
95525-08-08	1/2-14	1/2-14			
95525-10-10	5/8-14	5/8-14			
95525-12-12	3/4-14	3/4-14			
95525-16-12	1-11	3/4-14			
95525-16-16	1-11	1-11			
95525-20-20	1 1/4-11	1 1/4-11			
95525-24-24	1 1/2-11	1 1/2-11			
95525-32-32	2-11	2-11			

97000 JOINT D'ÉTANCHEITE POUR FILET MÉTRIQUE BONDED SEAL FOR METRIC THREAD					
FUTURE	I.D.				
	MM				
97000-04	4				
97000-06	6				
97000-08	8				
97000-10	10				
97000-12	12				
97000-14	14				
97000-16	16				
97000-18	18				
97000-20	20				
97000-22	22				
97000-24	24				
97000-26	26				
97000-27	27				
97000-30	30				
97000-33	33				
97000-36	36				
97000-42	42				
97000-45	45				
97000-50	50				
97000-52	52				



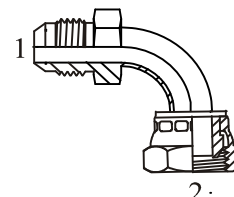
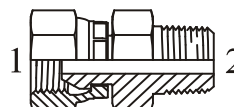
97055					
COUDE TUBE 45°-M.BSPP/F.BSPP TOURN. TUBE ELBOW 45° - M. BSPP/F. BSPP SWIV.					
FUTURE	BSPP	BSPP			
	1 - Po. / In.	2 - Po. / In.			
97055-04-04	1/4-19	1/4-19			
97055-06-06	3/8-19	3/8-19			
97055-08-08	1/2-14	1/2-14			
97055-10-10	5/8-14	5/8-14			
97055-12-12	3/4-14	3/4-14			
97055-16-16	1-11	1-11			
97055-20-20	1 1/4-11	1 1/4-11			
97055-24-24	1 1/2-11	1 1/2-11			
97055-32-32	2-11	2-11			

97515					
COUDE TUBE 45° - FEMELLE BSPP TOURN. TUBE ELBOW 45° - FEMALE BSPP SWIVEL					
FUTURE	BSPP	BSPP			
	1 - Po. / In.	2 - Po. / In.			
97515-04-04	1/4-19	1/4-19			
97515-06-06	3/8-19	3/8-19			
97515-08-08	1/2-14	1/2-14			
97515-10-10	5/8-14	5/8-14			
97515-12-12	3/4-14	3/4-14			
97515-16-16	1-11	1-11			
97515-20-20	1 1/4-11	1 1/4-11			




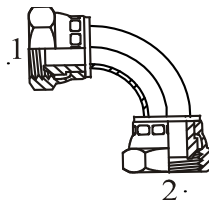
97255					
COUDE TUBE 45° - M. (JIC) 37°/F.BSPP TOURN TUBE ELBOW 45° M. (JIC) 37°/F. BSPP SWIVEL					
FUTURE	JIC	BSPP			
	1 - Po. / In.	2 - Po. / In.			
97255-04-04	7/16-20	1/4-19			
97255-06-06	9/16-18	3/8-19			
97255-08-08	3/4-16	1/2-14			
97255-10-10	7/8-14	5/8-14			
97255-12-12	1 1/16-12	3/4-14			
97255-16-16	1 5/16-12	1-11			

98055					
COUDE TUBE 90°-M. BSPP/F. BSPP TOURN. TUBE ELBOW 90°-M.BSPP / F. BSPP SWIVEL					
FUTURE	BSPP	BSPP			
	1 - Po. / In.	2 - Po. / In.			
98055-04-04	1/4-19	1/4-19			
98055-06-06	3/8-19	3/8-19			
98055-08-08	1/2-14	1/2-14			
98055-10-10	5/8-14	5/8-14			
98055-12-12	3/4-14	3/4-14			
98055-16-16	1-11	1-11			
98055-20-20	1 1/4-11	1 1/4-11			
98055-24-24	1 1/2-11	1 1/2-11			
98055-32-32	2-11	2-11			



97511					
ADAPTEUR - FEM. TOURN. BSPP / M. BSPT ADAPTER - FEM. SWIVEL BSPP / M. BSPT					
FUTURE	BSPP	BSPT			
	1 - Po. / In.	2 - Po. / In.			
97511-04-04	1/4-19	1/4-19			
97511-06-06	3/8-19	3/8-19			
97511-08-08	1/2-14	1/2-14			
97511-12-12	3/4-14	3/4-14			
97511-16-16	1-11	1-11			
97511-20-20	1 1/4-11	1 1/4-11			
97511-24-24	1 1/2-11	1 1/2-11			

98255					
COUDE TUBE 90°-M.(JIC) 37°/F.BSPP TOURN. TUBE ELBOW 90°-M.(JIC) 37°/F.BSPP SWIVEL					
FUTURE	JIC	BSPP			
	1 - Po. / In.	2 - Po. / In.			
98255-04-04	7/16-20	1/4-19			
98255-06-06	9/16-18	3/8-19			
98255-08-08	3/4-14	1/2-14			
98255-10-10	7/8-14	5/8-14			
98255-12-12	1 1/16-12	3/4-14			
98255-16-16	1 5/16-12	1-11			



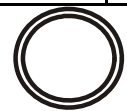
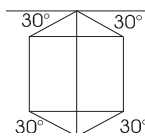
98515					
COUDE TUBE 90°-FEM. BSPP TOURNANTE					
TUBE ELBOW 90°-FEM.BSPP SWIVEL					
FUTURE	BSPP	BSPP			
	1 - Po. / In.	2 - Po. / In.			
98515-04-04	1/4-19	1/4-19			
98515-06-06	3/8-19	3/8-19			
98515-08-08	1/2-14	1/2-14			
98515-10-10	5/8-14	5/8-14			
98515-12-12	3/4-14	3/4-14			
98515-16-16	1-11	1-11			
98515-20-20	1 1/4-11	1 1/4-11			
98515-24-24	1 1/2-11	1 1/2-11			
98515-32-32	2-11	2-11			

JC					
JOINT DE CUIVRE					
COPPER WASHER					
FUTURE	I.D.	BSPP			
	MM	2 - Po. / In.			
JC-08	8				
JC-10	10	1/8			
JC-12	12				
JC-13	13	1/4			
JC-14	14				
JC-15	15				
JC-16	16				
JC-17	17	3/8			
JC-18	18				
JC-20	20				
JC-21	21	1/2			
JC-22	22	5/8			
JC-24	24				
JC-27	27	3/4			
JC-30	30				
JC-33	33	1			
JC-36	36				
JC-42	42	1 1/4			
JC-48	48	1 1/2			



9777					
ADAPTEUR CONVERSION HIAB					
CONVERSION ADAPTER HIAB					
FUTURE	BSPP				
	Po. / In.				
9777-06	3/8				
9777-08	1/2				
9777-12	3/4				

OR					
O'RING BSPP					
BSPP O'RING					
FUTURE	BSPP				
	Po. / In.				
OR-02	1/8				
OR-04	1/4				
OR-06	3/8				
OR-08	1/2				
OR-12	3/4				
OR-16	1				
OR-20	1 1/4				
OR-24	1 1/2				



9999					
CONE DE TRANSFORMATION BSPP A JIS					
JIS SEALING SEAT FROM BSP CONNECTION					
FUTURE	JIS				
	Po. / In.				
9999-02	1/8				
9999-04	1/4				
9999-06	3/8				
9999-08	1/2				
9999-12	3/4				
9999-16	1				
9999-20	1-1/4				
9999-24	1-1/2				

RR					
ANNEAUX DE RETIEN					
RETAINING RING					
FUTURE	BSPP				
	Po. / In.				
RR-02	1/8				
RR-04	1/4				
RR-06	3/8				
RR-08	1/2				
RR-12	3/4				
RR-16	1				
RR-20	1 1/4				
RR-24	1 1/2				