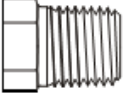
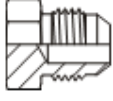
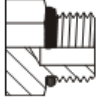
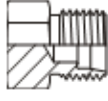
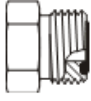
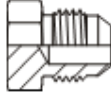

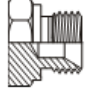


IDENTIFICATION DES FILETAGES
THREAD IDENTIFICATION

INCH SIZE	DASH SIZE								
		NPTF PIPE	SAE 37° Flare / JIC	SAE O-RING BOSS	ERMETO Flareless	ORFS FOR-SEAL	SAE 45° Flare / J512	INVERTED Flare / J512	BSP British
1/8	-02	1/8 - 27	5/16 - 24	5/16 - 24	5/16 - 24	--	5/16 - 24	5/16 - 28	1/8 - 28
3/16	-03	--	3/8 - 24	3/8 - 24	3/8 - 24	--	3/8 - 24	3/8 - 24	--
1/4	-04	1/4 - 18	7/16 - 20	7/16 - 20	7/16 - 20	9/16 - 18	7/16 - 20	7/16 - 24	1/4 - 19
5/16	-05	--	1/2 - 20	1/2 - 20	1/2 - 20	--	1/2 - 20	1/2 - 20	--
3/8	-06	3/8 - 18	9/16 - 18	9/16 - 18	9/16 - 18	11/16 - 16	5/8 - 18	5/8 - 18	3/8 - 19
7/16	-07	--	--	--	--	--	11/16-16	11/16 - 18	--
1/2	-08	1/2 - 14	3/4 - 16	3/4 - 16	3/4 - 16	13/16 - 16	3/4 - 16	3/4 - 18	1/2 - 14
5/8	-10	--	7/8 - 14	7/8 - 14	7/8 - 14	1 - 14	7/8 - 14	7/8 - 18	5/8 - 14
3/4	-12	3/4 - 14	1 1/16 - 12	1 1/16 - 12	1 1/16 - 12	1 3/16 - 12	1 1/16 - 14	1 1/16 - 16	3/4 - 14
7/8	-14	--	1 3/16 - 12	1 3/16 - 12	1 3/16 - 12	--	1 1/4 - 12	1 3/16 - 16	--
1	-16	1 - 11.5	1 5/16 - 12	1 5/16 - 12	1 5/16 - 12	1 7/16 - 12	1 3/8 - 12	1 5/16 - 16	1 - 11
1 1/4	-20	1 1/4 - 11.5	1 5/8 - 12	1 5/8 - 12	1 5/8 - 12	1 11/16 - 12	--	--	1 1/4 - 11
1 1/2	-24	1 1/2 - 11.5	1 7/8 - 12	1 7/8 - 12	1 7/8 - 12	2 - 12	--	--	1 1/2 - 11
2	-32	2 - 11.5	2 1/2 - 12	2 1/2 - 12	2 1/2 - 12	--	--	--	2 - 11
2 1/2	-40	2 1/2 - 8	3 - 12	--	--	--	--	--	--
3	-48	3 - 8	3 1/2 - 12	--	--	--	--	--	--

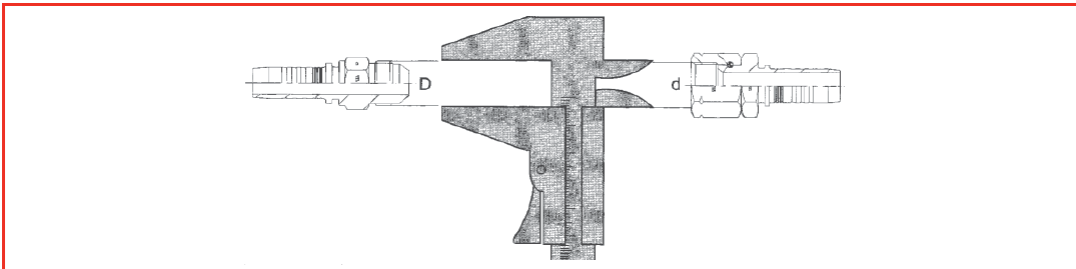
SÉRIE MÈTRIQUE / METRIC SERIES

LL		L		S		Français French	
Allemand Extra Leger	/ German Super Light	Allemand / German Legere	Light	Allemand / German Lourd	Heavy	TUBE	Filetage Thread
TUBE	Filetage Thread	TUBE	Filetage Thread	TUBE	Filetage Thread	TUBE	Filetage Thread
4 MM	M 8 X 1.0	6 MM	M 12 X 1.5	6 MM	M 14 X 1.5	12.00 MM	M 18 X 1.5
5 MM	M 10 X 1.0	8 MM	M 14 X 1.5	8 MM	M 16 X 1.5	13.25 MM	M 20 X 1.5
6 MM	M 10 X 1.0	10 MM	M 16 X 1.5	10 MM	M 18 X 1.5	16.75 MM	M 24 X 1.5
8 MM	M 12 X 1.0	12 MM	M 18 X 1.5	12 MM	M 20 X 1.5	21.25 MM	M 30 X 1.5
		15 MM	M 22 X 1.5	14 MM	M 22 X 1.5	26.75 MM	M 36 X 1.5
		18 MM	M 26 X 1.5	16 MM	M 24 X 1.5	33.50 MM	M 45 X 1.5
		22 MM	M 30 X 2.0	20 MM	M 30 X 2.0		
		28 MM	M 36 X 2.0	25 MM	M 36 X 2.0		
		35 MM	M 45 X 2.0	30 MM	M 42 X 2.0		
		42 MM	M 52 X 2.0	38 MM	M 52 X 2.0		

CHARTE POUR DETERMINER LES FILTAGES END-THREAD MEASUREMENT CHART

Pour déterminer un Filet, veuillez prendre le diamètre extérieur du filetage Male (D) ou le diamètre intérieur du filetage Femelle (d). Ensuite, faire correspondre avec la mesure obtenue sous la colonne MM; ceci va déterminer le filet voulu.

To identify thread size, measure the exterior Male thread diameter (D) or the internal Female thread diameter (d), then match with the corresponding measurement in Column MM; this will give you the correspondent thread size.



MALE O.D.	mm	FEMALE I.D.
	8,5	3/8"-24 UNF
	8,7	1/8"-28 GAS
	9,2	1/8"-27 NPSM
3/8"-24 UNF	9,4	
1/8"-28 GAS	9,6	
M10x1	10,0	7/16"-20 UNF
1/8"-27 NPTF	10,4	
	10,5	M12x1,5
7/16"-20 UNF	11,0	
	11,4	1/2"-20 UNF
	11,6	1/4"-19 GAS
M12x1,5	12,0	
	12,2	1/4"-18 NPSM
1/2"-20 UNF	12,5	M14x1,5
1/4"-19 GAS	13,0	9/16"-18 UNF
1/4"-18 NPTF	13,9	
M14x1,5	14,0	
9/16"-18 UNF	14,2	
	14,5	M16x1,5
	14,6	5/8"-18 UNF
	15,1	3/8"-19 GAS
	15,5	3/8"-18 NPSM
5/8"-18 UNF	15,7	
M16x1,5	16,0	11/16"-16 UN
	16,5	M18x1,5
3/8"-19 GAS	16,6	
3/8"-18 NPTF	17,3	
11/16"-16 UN	17,4	3/4"-16 UNF
M18x1,5	18,0	
	18,5	M20x1,5
	18,8	1/2"-14 GAS
3/4"-16 UNF	19,0	13/16"-16 UN

MALE O.D.	mm	FEMALE I.D.
	19,2	1/2"-14 NPSM
M20x1,5	20,0	
	20,3	7/8"-14 UNF
13/16"-16 UN	20,5	M22x1,5
1/2"-14 GAS	20,8	
	21,1	5/8"-14 GAS
1/2"-14 NPTF	21,6	
M22x1,5	22,0	
7/8"-14 UNF	22,2	
	22,5	M24x1,5
5/8"-14 GAS	22,8	
	23,8	1"-14 UNS
M24x1,5	24,0	
	24,5	M26x1,5
	24,6	3/4"-14 GAS-NPSM
	24,9	1.1/16"-12 UN
	25,0	M27x2
1"-14 UNS	25,3	
M26x1,5	26,0	
3/4"-14 GAS	26,3	
1.1/16"-12 UN	26,7	
3/4"-14 NPTF	26,9	
M27x2	27,0	
	27,9	1.3/16"-12 UN
	28,0	M30x2
M30x2	30,0	
1.3/16"-12 UN	30,1	
	30,7	1"-11,5 NPSM
	30,9	1"-11 GAS
	31,0	M33x2
	31,2	1.5/16"-12 UN
M33x2	33,0	

MALE O.D.	mm	FEMALE I.D.
1"-11 GAS	33,2	
1.5/16"-12 UN	33,3	
1"-11,5 NPTF	33,8	
	34,0	M36x2
M36x2	36,0	
	39,1	1.5/8"-12 UN
	39,4	1.1/4"-11,5 NPSM
	39,5	1.1/4"-11 GAS
	40,0	M42x2
1.5/8"-12 UN	41,1	
1.1/4"-11 GAS	41,7	
M42x2	42,0	
1.1/4"-11,5 NPTF	42,4	
	43,0	M45x2
M45x2	45,0	
	45,2	1.1/2"-11 GAS
	45,5	1.1/2"-11,5 NPSM
	45,7	1.7/8"-12 UN
	46,0	M48x2
1.7/8"-12 UN	47,5	
1.1/2"-11 GAS	47,7	
M48x2	48,0	
1.1/2"-11,5 NPTF	48,5	
	48,8	2"-12 UN
	50,0	M52x2
2"-12 UN	50,7	
M52x2	52,0	
	57,0	2"-11 GAS
2"-11 GAS	59,4	
2"-11,5 NPTF	60,6	
	61,2	2.1/2"-12 UN
2.1/2"-12 UN	63,3	