

82509	MALE JIC / BANJO MÉTRIQUE		
	MALE JIC / METRIC BANJO		
FUTURE	JIC	BANJO	DIAM
	1 - Po. / In.	2 - MM	MM
82509-04-10	7/16-20	10	
82509-06-12	9/16-18	12	
82509-06-14	9/16-18	14	




82511DP	ADAPTEUR-M.(JIC) 37°/M.MET.SÉRIE L-24		
	ADAPTER-M.(JIC) 37°/M.MET.L TYPE - 24		
FUTURE	JIC	METRIC	TUBE
	1 - Po. / In.	2 - MM	MM
82511-DP-04-8X1.0	7/16-20	08X1.0	No
82511-DP-04-10	7/16-20	10X1.0	4
82511-DP-04-10X1.5	7/16-20	10X1.5	No
82511-DP-04-12	7/16-20	12X1.5	6
82511-DP-04-12X1.0	7/16-21	12X1.0	No
82511-DP-04-14	7/16-20	14X1.5	8
82511-DP-06-14	9/16-18	14X1.5	8
82511-DP-06-16	9/16-18	16X1.5	10
82511-DP-06-18	9/16-18	18X1.5	12
82511-DP-08-16	3/4-16	16X1.5	10
82511-DP-08-18	3/4-16	18X1.5	12
82511-DP-08-22	3/4-16	22X1.5	15
82511-DP-10-18	7/8-14	18X1.5	12
82511-DP-10-22	7/8-14	22X1.5	15
82511-DP-10-26	7/8-14	26X1.5	18
82511-DP-12-22	1 1/16-12	22X1.5	15
82511-DP-12-26	1 1/16-12	26X1.5	18
82511-DP-12-30	1 1/16-12	30X2.0	22
82511-DP-12-30X1.5	1 1/16-12	30X1.5	No
82511-DP-16-36	1 5/16-12	36X2.0	28
82511-DP-20-45	1 5/8-12	45X2.0	35
82511-DP-24-52	1 7/8-12	52X2.0	42



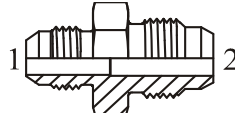
82512DP	ADAPTEUR-M.(JIC) 37°/M.MET.-SÉRIE 'S' 24		
	ADAPTER - M.(JIC) 37°/M.MET.-'S' TYPE 24		
FUTURE	JIC	METRIC	TUBE
	1 - Po. / In.	2 - MM	MM
82512-DP-04-14	7/16-20	14X1.5	6
82512-DP-04-16	7/16-20	16X1.5	8
82512-DP-04-18	7/16-20	18X1.5	10
82512-DP-06-16	9/16-18	16X1.5	8
82512-DP-06-18	9/16-18	18X1.5	10
82512-DP-06-20	9/16-18	20X1.5	12




82512DP	ADAPTEUR-M.(JIC) 37°/M.MET.-SÉRIE 'S' 24		
	ADAPTER - M.(JIC) 37°/M.MET.-'S' TYPE 24		
FUTURE	JIC	METRIC	TUBE
Continue/Cont'd.	1 - Po. / In.	2 - MM	MM
82512-DP-06-22	9/16-18	22X1.5	14
82512-DP-08-18	3/4-16	18X1.5	10
82512-DP-08-20	3/4-16	20X1.5	12
82512-DP-08-22	3/4-16	22X1.5	14
82512-DP-08-24	3/4-16	24X1.5	16
82512-DP-10-20	7/8-14	20X1.5	12
82512-DP-10-22	7/8-14	22X1.5	14
82512-DP-10-24	7/8-14	24X1.5	16
82512-DP-10-30	7/8-14	30X2.0	20
82512-DP-12-24	1 1/16-12	24X1.5	16
82512-DP-12-30	1 1/16-12	30X2.0	20
82512-DP-12-36	1 1/16-12	36X2.0	25
82512-DP-16-30	1 5/16-12	30X2.0	20
82512-DP-16-36	1 5/16-12	36X2.0	25
82512-DP-16-42	1 5/16-12	42X2.0	30
82512-DP-20-42	1 5/8-12	42X2.0	30
82512-DP-20-52	1 5/8-12	52X2.0	38
82512-DP-24-52	1 7/8-12	52X2.0	38



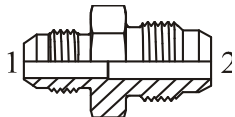
82521	M.(JIC) 37°-M.MET(O'RING&JOINT)IMPLANTATION SEUL.		
	M. (JIC) 37° - M. MET. (C/W WASHER&O'RING)PORT ONLY		
FUTURE	JIC	METRIC	
	1 - Po. / In.	2 - MM	
82521-04-10	7/16-20	10X1.0	
82521-04-12	7/16-20	12X1.5	
82521-04-14	7/16-20	14X1.5	
82521-05-12	1/2-20	12X1.5	
82521-05-16	1/2-20	16X1.5	
82521-06-12	9/16-18	12X1.5	
82521-06-14	9/16-18	14X1.5	
82521-06-16	9/16-18	16X1.5	
82521-06-18	9/16-18	18X1.5	
82521-06-20	9/16-18	20X1.5	
82521-08-14	3/4-16	14X1.5	
82521-08-16	3/4-16	16X1.5	
82521-08-18	3/4-16	18X1.5	
82521-08-22	3/4-16	22X1.5	
82521-10-18	7/8-14	18X1.5	
82521-10-20	7/8-14	20X1.5	
82521-10-22	7/8-14	22X1.5	
82521-10-26	7/8-14	26X1.5	
82521-12-22	1 1/16-12	22X1.5	
82521-12-26	1 1/16-12	26X1.5	
82521-12-27	1 1/16-12	27X2.0	
82521-16-27	1 5/16-12	27X2.0	
82521-16-33	1 5/16-12	33X2.0	
82521-20-33	1 5/8-12	33X2.0	
82521-20-42	1 5/8-12	42X2.0	
82521-24-48	1 7/8-12	48X2.0	



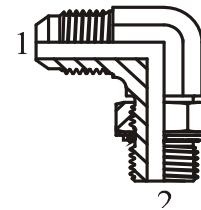
82538 ADAPTEUR - MALE (JIC) 37°/MALE JIS ADAPTER - MALE (JIC) 37°/MALE JIS					
FUTURE	JIC	JIS			
	1 - Po. / In.	2 - Po. / In.			
82538-04-02	7/16-20	1/8-28			
82538-04-04	7/16-20	1/4-19			
82538-06-06	9/16-18	3/8-18			
82538-08-08	3/4-16	1/2-14			
82538-12-12	1 1/16-12	3/4-14			



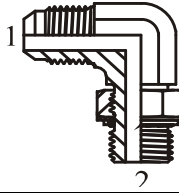
82545 COUDE 45°-M.(JIC) 37°/M.BSPP ADJUST. ELBOW 45°-M.(JIC) 37°/M. BSPP ADJUST.					
FUTURE	JIC	BSPP			
	1 - Po. / In.	2 - Po. / In.			
82545-04-02	7/16-20	1/8-28			
82545-04-04	7/16-20	1/4-19			
82545-06-04	9/16-18	1/4-19			
82545-06-06	9/16-18	3/8-19			
82545-08-06	3/4-16	3/8-19			
82545-08-08	3/4-16	1/2-14			
82545-10-08	7/8-14	1/2-14			
82545-12-08	1 1/16-12	1/2-14			
82545-12-12	1 1/16-12	3/4-14			
82545-16-16	1 5/16-12	1-11			



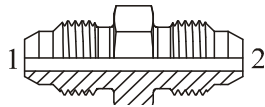
82540 ADAPTEUR-M.(JIC) 37°/M. STYLE 'KOMATSU' ADAPTER-M.(JIC) 37°/M. STYLE 'KOMATSU'					
FUTURE	JIC	KOM			
	1 - Po. / In.	2 - MM			
82540-04-14	7/16-20	14X1.5			
82540-06-16	9/16-17	16X1.5			
82540-06-18	9/16-18	18X1.5			
82540-08-22	3/4-16	22X1.5			
82540-10-24	7/8-14	24X1.5			
82540-12-30	1 1/16-12	30X1.5			
82540-16-33	1 5/16-12	33X1.5			



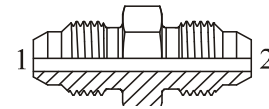
82591 COUDE 90 - M. (JIC) 37°/M. MET. ADJUST ELBOW 90 - M. (JIC) 37°/M.MET. ADJUST					
FUTURE	JIC	METRIC			
	1 - Po. / In.	2 - MM			
82591-04-10	7/16-20	10X1.0			
82591-04-12	7/16-20	12X1.5			
82591-04-14	7/16-20	14X1.5			
82591-05-10	1/2-20	10X1.0			
82591-05-12	1/2-20	12X1.5			
82591-05-14	1/2-20	14X1.5			
82591-06-12	9/16-18	12X1.5			
82591-06-14	9/16-18	14X1.5			
82591-06-16	9/16-18	16X1.5			
82591-06-18	9/16-18	18X1.5			
82591-08-16	3/4-16	16X1.5			
82591-08-18	3/4-16	18X1.5			
82591-08-20	3/4-16	20X1.5			
82591-08-22	3/4-16	22X1.5			
82591-10-18	7/8-14	18X1.5			
82591-10-20	7/8-14	20X1.5			
82591-10-22	7/8-14	22X1.5			
82591-12-22	1 1/16-12	22X1.5			
82591-12-26	1 1/16-12	26X1.5			
82591-12-27	1 1/16-12	27X2.0			
82591-16-27	1 5/16-12	27X2.0			
82591-16-33	1 5/16-12	33X2.0			
82591-20-42	1 5/8-12	42X2.0			
82591-24-48	1 7/8-12	48X2.0			



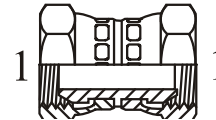
82595 COUDE 90°-M.(JIC) 37°/MALE BSPP ADJUST. ELBOW 90°-M.(JIC) 37°/M.BSPP ADJUST.					
FUTURE	JIC	BSPP			
	1 - Po. / In.	2 - Po. / In.			
82595-04-02	7/16-20	1/8-28			
82595-04-04	7/16-20	1/4-19			
82595-04-06	7/16-20	3/8-19			
82595-05-04	1/2-20	1/4-19			
82595-05-06	1/2-20	3/8-19			
82595-06-04	9/16-18	1/4-19			
82595-06-06	9/16-18	3/8-19			
82595-06-08	9/16-18	1/2-14			
82595-08-04	3/4-16	1/4-19			
82595-08-06	3/4-16	3/8-19			
82595-08-08	3/4-16	1/2-14			
82595-08-12	3/4-16	3/4-14			
82595-10-06	7/8-14	3/8-19			
82595-10-08	7/8-14	1/2-14			
82595-10-12	7/8-14	3/4-14			
82595-12-08	1 1/16-12	1/2-14			
82595-12-12	1 1/16-12	3/4-14			
82595-12-16	1 1/16-12	1-11			
82595-16-12	1 5/16-12	3/4-14			
82595-16-16	1 5/16-12	1-11			
82595-16-20	1 5/16-12	1 1/4-11			
82595-20-16	1 5/8-12	1-11			
82595-20-20	1 5/8-12	1 1/4-11			
82595-24-24	1 7/8-12	1 1/2-11			



83810 UNION - MALE JIS UNION - MALE JIS					
FUTURE	JIS	JIS			
	1 - Po. / In.	2 - Po. / In.			
83810-02-02	1/8-28	1/8-28			
83810-04-04	1/4-19	1/4-19			
83810-06-06	3/8-19	3/8-19			
83810-08-08	1/2-14	1/2-14			
83810-12-12	3/4-14	3/4-14			



84040 UNION - MALE STYLE 'KOMATSU' UNION - MALE STYLE 'KOMATSU'					
FUTURE	KOM	KOM			
	1 - MM	2 - MM			
84040-14	14x1.5	14x1.5			
84040-18	18x1.5	18x1.5			
84040-22	22x1.5	22x1.5			
84040-24	24x1.5	24x1.5			
84040-30	30x1.5	30x1.5			
84040-33	33x1.5	33x1.5			



91010 UNION - FEMELLE MÉTRIQUE TOURNANTE UNION - FEMALE METRIC SWIVEL					
FUTURE	METRIC	METRIC			
	1 - MM	2 - MM			
91010L-12-12	12X1.5	12X1.5	6		
91010L-14-14	14X1.5	14X1.5	8		
91010L-16-16	16X1.5	16X1.5	10		
91010L-18-18	18X1.5	18X1.5	12		
91010L-22-22	22X1.5	22X1.5	15		
91010L-26-26	26X1.5	26X1.5	18		
91010L-30-30	30X2.0	30X2.0	22		
91010L-36-36	36X2.0	36X2.0	28		
91010L-45-45	45X2.0	45X2.0	35		
91010L-52-52	52X2.0	52X2.0	42		
91010S-14-14	14X1.5	14X1.5	6		
91010S-16-16	16X1.5	16X1.5	8		
91010S-18-18	18X1.5	18X1.5	10		
91010S-20-20	20X1.5	20X1.5	12		
91010S-22-22	22X1.5	22X1.5	14		
91010S-24-24	24X1.5	24X1.5	16		
91010S-30-30	30X2.0	30X2.0	20		
91010S-36-36	36X2.0	36X2.0	25		
91010S-42-42	42X2.0	42X2.0	30		
91010S-52-52	52X2.0	52X2.0	38		



92515 ADAPTEUR-M(JIC) 37°/F.MET.TOURN.SÉRIE'L'-24 ADAPTER-M.(JIC)37°/F.MET.SWIVEL-'L' TYPE -24					
FUTURE	JIC	METRIC	TUBE		
	1 - Po. / In.	2 - MM	MM		
92515-04-12	7/16-20	12X1.5	6		
92515-04-14	7/16-20	14X1.5	8		



92515

ADAPTEUR-M.(JIC)37°/F.MET.TOURN.SÉRIE'L'-24
ADAPTER-M.(JIC)37°/F.MET.SWIVEL-'L' TYPE 24

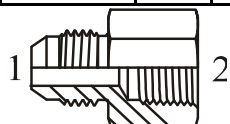
FUTURE	JIC	METRIC	TUBE		
Continue/Cont'd.	1 - Po. / In.	2 - MM	MM		
92515-04-16	7/16-20	16X1.5	9		
92515-05-12	1/2-20	12X1.5	6		
92515-06-14	9/16-18	14X1.5	8		
92515-06-16	9/16-18	16X1.5	10		
92515-06-18	9/16-18	18X1.5	12		
92515-08-16	3/4-16	16X1.5	10		
92515-08-18	3/4-16	18X1.5	12		
92515-08-22	3/4-16	22X1.5	15		
92515-10-22	7/8-14	22X1.5	15		
92515-10-26	7/8-14	26X1.5	18		
92515-12-26	1 1/16-12	26X1.5	18		
92515-12-30	1 1/16-12	30X2.0	22		
92515-16-36	1 5/16-12	36X2.0	28		
92515-20-36	1 5/8-12	36X2.0	28		
92515-20-45	1 5/8-12	45X2.0	35		
92515-24-45	1 7/8-12	45X2.0	35		
92515-24-52	1 7/8-12	52X2.0	42		



92516

ADAPTEUR-M.(JIC)37°/F.MET.TOURN.SÉRIE'S'-24
ADAPTER-M.(JIC)37°/F.MET.SWIVEL-'S' TYPE-24

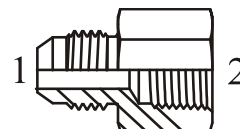
FUTURE	JIC	METRIC	TUBE		
	1 - Po. / In.	2 - MM	MM		
92516-04-16	7/16-20	16X1.5	8		
92516-04-18	7/16-20	18X1.5	10		
92516-06-16	9/16-18	16X1.5	9		
92516-06-18	9/16-18	18X1.5	10		
92516-06-20	9/16-18	20X1.5	12		
92516-06-22	9/16-18	22X1.5	14		
92516-08-20	3/4-16	20X1.5	12		
92516-08-22	3/4-16	22X1.5	14		
92516-10-30	7/8-14	30X2.0	20		
92516-12-30	1 1/16-12	30X2.0	20		



92538

ADAPTEUR-MALE (JIC) 37°/FEM. JIS
ADAPTER - MALE (JIC) 37°/FEM. JIS

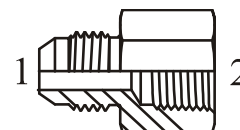
FUTURE	JIC	JIS			
	1 - Po. / In.	2 - Po. / In.			
92538-04-02	7/16-20	1/8-28			
92538-04-04	7/16-20	1/4-19			
92538-06-04	9/16-18	1/4-19			



92538

ADAPTEUR - MALE (JIC) 37°/FEM. JIS
ADAPTER - MALE (JIC) 37°/FEM. JIS

FUTURE	JIC	JIS			
Continue/Cont'd.	1 - Po. / In.	2 - Po. / In.			
92538-06-06	9/16-18	3/8-18			
92538-08-06	3/4-16	3/8-19			
92538-08-08	3/4-16	1/2-14			
92538-10-10	7/8-14	5/8-14			
92538-12-12	1 1/16-12	3/4-14			
92538-16-16	1 5/16-12	1-11			
92538-20-20	1 5/8-12	1 1/4-11			
92538-24-24	1 7/8-12	1 1/2-11			
92538-32-32	2 1/2-12	2-11			



92540

ADAPTEUR-MALE(JIC)37°/FEM.STYLE 'KOMATSU'
ADAPTER-MALE(JIC)37°/FEM.STYLE 'KOMATSU'



FUTURE	JIC	KOM			
	1 - Po. / In.	2 - MM			
92540-04-12	7/16-20	12X1.5			
92540-04-14	7/16-20	14X1.5			
92540-06-16	9/16-18	16X1.5			
92540-06-18	9/16-18	18X1.5			
92540-08-22	3/4-16	22X1.5			
92540-10-24	7/8-14	24X1.5			
92540-12-30	1 1/16-12	30X1.5			
92540-16-33	1 5/16-12	33X1.5			



92551

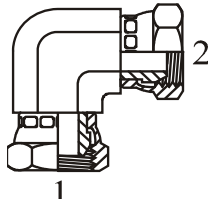
ADAPTEUR-M.(JIC) 37°/F.BSPP TOURN.
ADAPTER-M.(JIC) 37°/F.BSPP SWIVEL

FUTURE	JIC	BSPP			
	1 - Po. / In.	2 - Po. / In.			
92551-04-02	7/16-20	1/8-28			
92551-04-04	7/16-20	1/4-19			
92551-04-06	7/16-20	3/8-19			
92551-04-08	7/16-20	1/2-14			
92551-05-04	1/2-20	1/4-19			
92551-05-06	1/2-20	3/8-19			
92551-06-04	9/16-18	1/4-19			
92551-06-06	9/16-18	3/8-19			
92551-06-08	9/16-18	1/2-14			
92551-08-06	3/4-16	3/8-19			
92551-08-08	3/4-16	1/2-14			
92551-08-10	3/4-16	5/8-14			



95152 UNION - F. BSPP TOURN./F.(JIC) 37° UNION - F. BSPP SWIVEL / F. (JIC) 37°					
FUTURE	BSPP	JIC			
	1 - Po. / In.	2 - Po. / In.			
95152-04-04	1/4-19	7/16-20			
95152-04-06	1/4-19	9/16-18			
95152-04-06	1/4-19	9/16-18			
95152-06-04	3/8-19	7/16-20			
95152-06-05	3/8-19	1/2-20			
95152-06-06	3/8-19	9/16-18			
95152-06-08	3/8-19	3/4-16			
95152-08-06	1/2-14	9/16-18			
95152-08-08	1/2-14	3/4-16			
95152-10-10	5/8-14	7/8-14			
95152-12-08	3/4-14	3/4-16			
95152-12-12	3/4-14	1 1/16-12			
95152-12-16	3/4-14	1 5/16-12			
95152-16-12	1-11	1 1/16-12			
95152-16-16	1-11	1 5/16-12			
95152-20-20	1 1/4-11	1 5/8-12			

95200 ADAPTEUR - F. (JIC) 37° TOURN./M. MET. ADAPTER - F. (JIC) 37° SWIVEL / M. MET.					
FUTURE	JIC	METRIC			
	1 - Po. / In.	MM			
95200-05-12	1/2-20	12X1.5			
95200-06-14	9/16-18	14X1.5			
95200-06-16	9/16-18	16X1.5			
95200-06-18	9/16-18	18X1.5			
95200-06-20	9/16-18	20X1.5			
95200-06-22	9/16-18	18X1.5			
95200-08-16	3/4-16	16X1.5			
95200-08-18	3/4-16	18X1.5			
95200-08-20	3/4-16	20X1.5			
95200-08-22	3/4-16	22X1.5			
95200-10-16	7/8-14	16X1.5			
95200-10-18	7/8-14	18X1.5			
95200-10-20	7/8-14	20X1.5			
95200-10-22	7/8-14	22X1.5			



95191					
COUDE 90° - F. BSPP TOURN./F.BSPP TOURN. ELBOW 90° - F. BSPP SWIVEL / F. BSPP SWIV.					
FUTURE	BSPP	BSPP			
	1 - Po. / In.	2 - Po. / In.			
95191-02-02	1/8-28	1/8-28			
95191-04-04	1/4-19	1/4-19			
95191-06-06	3/8-19	3/8-19			
95191-08-08	1/2-14	1/2-14			
95191-10-10	7/8-14	7/8-14			
95191-12-12	3/4-14	3/4-14			
95191-16-16	1-11	1-11			
95191-20-20	1 1/4-11	1 1/4-11			
95191-24-24	1 1/2-11	1 1/2-11			
95191-32-32	2-11	2-11			

95205 ADAPTEUR - F. (JIC) 37° TOURN./M. BSPP ADAPTER - F. (JIC) 37° SWIVEL / M. BSPP					
FUTURE	JIC	BSPP			
	1 - Po. / In.	2 - Po. / In.			
95205-04-02	7/16-20	1/8-28			
95205-04-04	7/16-20	1/4-19			
95205-04-06	7/16-20	3/8-19			
95205-04-08	7/16-20	1/2-14			
95205-05-04	1/2-20	1/4-19			
95205-06-04	9/16-18	1/4-19			
95205-06-06	9/16-18	3/8-19			
95205-06-08	9/16-18	1/2-14			
95205-08-06	3/4-16	3/8-19			
95205-08-08	3/4-16	1/2-14			
95205-08-10	3/4-16	5/8-14			
95205-08-12	3/4-16	3/4-14			
95205-10-06	7/8-14	3/8-19			
95205-10-08	7/8-14	1/2-14			
95205-10-10	7/8-14	5/8-14			
95205-12-08	1 1/16-12	1/2-14			
95205-12-10	1 1/16-12	5/8-14			
95205-12-12	1 1/16-12	3/4-14			
95205-12-16	1 1/16-12	1-11			
95205-16-12	1 5/16-12	3/4-14			
95205-16-16	1 5/16-12	1-11			
95205-16-20	1 5/16-12	1 1/4-11			
95205-20-16	1 5/8-12	1-11			
95205-20-20	1 5/8-12	1 1/4-11			
95205-24-24	1 7/8-12	1 1/2-11			
95205-24-32	1 7/8-12	2-11			
95205-32-32	2 1/2-12	2-11			