

B



**COUPLER**  
Hose Barb To  
Male Pipe

PART No.	Hose I.D.	Pipe
125-2-10/32	1/8	10/32 UNF
125-2A	1/8	1/8
125-2B	1/8	1/4
125-3A	3/16	1/8
125-3B	3/16	1/4
125-4A	1/4	1/8
125-4B	1/4	1/4
125-4C	1/4	3/8
125-4D	1/4	1/2
125-5A	5/16	1/8
125-5B	5/16	1/4
125-5C	5/16	3/8
125-6A	3/8	1/8
125-6B	3/8	1/4
125-6C	3/8	3/8
125-6D	3/8	1/2
125-6E	3/8	3/4
125-8B	1/2	1/4
125-8C	1/2	3/8
125-8D	1/2	1/2
125-8E	1/2	3/4
125-10C	5/8	3/8
125-10D	5/8	1/2
125-10E	5/8	3/4
125-12D	3/4	1/2
125-12E	3/4	3/4
125-16E	1	3/4
125-16H	1	1
<b>Lead Free</b>		
LF-125-8D	1/2	1/2
125CA-8D	1/2	Cast Brass 1/2
125CA-12E	3/4	Cast Brass 3/4
125CA-16H	1	Cast Brass 1
125CA-20J	1-1/4	Cast Brass 1-1/4
125CA-24K	1-1/2	Cast Brass 1-1/2
125CA-32M	2	Cast Brass 2



**WORKING SWIVEL  
COUPLER**  
Hose Barb To  
Male Pipe

PART No.	Hose I.D.	Pipe
1925-4B	1/4	1/4
1925-6B	3/8	1/4
1925-6C	3/8	3/8
1925-8C	1/2	3/8
1925-8D	1/2	1/2




**COUPLER**  
Hose Barb To  
Female Pipe

PART No.	Hose I.D.	Pipe
126-2A	1/8	1/8
126-2B	1/8	1/4
126-3A	3/16	1/8
126-3B	3/16	1/4
126-4A	1/4	1/8
126-4B	1/4	1/4
126-4C	1/4	3/8
126-5A	5/16	1/8
126-5B	5/16	1/4
126-5C	5/16	3/8



**COUPLER**  
Hose Barb To  
Female Pipe

PART No.	Hose I.D.	Pipe
126-6A	3/8	1/8
126-6B	3/8	1/4
126-6C	3/8	3/8
126-6D	3/8	1/2
126-8B	1/2	1/4
126-8C	1/2	3/8
126-8D	1/2	1/2
126-12D	3/4	1/2
126-16H	1	1



**SWIVEL  
COUPLER**  
Hose Barb Flat  
Seat With Gasket  
To Female  
Straight Pipe


PART No.	Hose I.D.	Pipe
130-4A	1/4	1/8
130-4B	1/4	1/4
130-6B	3/8	1/4
130-6C	3/8	3/8
130-6D	3/8	1/2
130-8D	1/2	1/2
130-4A	1/4	1/8
130-4B	1/4	1/4
130-6B	3/8	1/4
130-6C	3/8	3/8
130-6D	3/8	1/2
130-8D	1/2	1/2



**SWIVEL  
COUPLER**  
Hose Barb Ball  
Seat To Female  
Straight Pipe


Use With PART No. 134

PART No.	Hose I.D.	Pipe
131-3A	3/16	1/8
131-4A	1/4	1/8
131-4B	1/4	1/4
131-4C	1/4	3/8
131-5B	5/16	1/4
131-6B	3/8	1/4
131-6C	3/8	3/8
131-8C	1/2	3/8
131-8D	1/2	1/2
131-12E	3/4	3/4



**COUPLER**  
Hose Barb To  
Male 45°  
S.A.E. Flare

PART No.	Hose I.D.	Tube
127-44	1/4	1/4
127-46	1/4	3/8
127-55	5/16	5/16
127-66	3/8	3/8
127-68	3/8	1/2



**CONNECTOR**  
Male Straight  
Pipe Thread With  
Ball Seat To Male  
Taper Pipe Thread

Use With PART No. 130, 131

PART No.	Straight Pipe	Pipe
134-BB	1/4	1/4
134-CC	3/8	3/8
134-CD	3/8	1/2
134-DD	1/2	1/2



**SWIVEL  
COUPLER**  
Hose Barb To  
Female 45°  
S.A.E. Flare

PART No.	Hose I.D.	Tube
128-34	3/16	1/4
128-44	1/4	1/4
128-46	1/4	3/8
128-55	5/16	5/16
128-56	5/16	3/8
128-66	3/8	3/8
128-68	3/8	1/2
128-88	1/2	1/2
128-810	1/2	5/8
128-1010	5/8	5/8
128-1212	3/4	3/4



**90° ELBOW**  
Hose Barb  
To  
Male Pipe

PART No.	Hose I.D.	Pipe
139-3A	3/16	1/8
139-4A	1/4	1/8
139-4B	1/4	1/4
139-4C	1/4	3/8
139-5A	5/16	1/8
139-5B	5/16	1/4
139-5C	5/16	3/8
139-6A	3/8	1/8
139-6B	3/8	1/4
139-6C	3/8	3/8
139-6D	3/8	1/2
139-8B	1/2	1/4
139-8C	1/2	3/8
139-8D	1/2	1/2
139-10C	5/8	3/8
139-10D	5/8	1/2
139-12D	3/4	1/2
139-12E	3/4	3/4
139-16E	1	3/4
139-16H	1	1



**45° ELBOW**  
Hose Barb To  
Male Pipe

PART No.	Hose I.D.	Pipe
140-4A	1/4	1/8
140-4B	1/4	1/4
140-5A	5/16	1/8
140-6A	3/8	1/8
140-6B	3/8	1/4
140-6C	3/8	3/8
140-8C	1/2	3/8
140-10C	5/8	3/8

# HOSE BARB FITTINGS



**SPLICER**  
Hose Barb

PART No.	Hose I.D.
129-3	3/16
129-4	1/4
129-5	5/16
129-6	3/8
129-8	1/2
129-10	5/8
129-12	3/4



**Y CONNECTOR**  
Hose Barb  
All Ends

PART No.	Hose I.D.
123Y-4	1/4
123Y-6	3/8
123Y-8	1/2
123Y-10	5/8
123Y-12	3/4



**TEE**  
Hose Barb  
All Ends

PART No.	Hose I.D.
123-4	1/4
123-5	5/16
123-6	3/8




**ELBOW**  
Hose Barb  
To  
Hose Barb

PART No.	Hose I.D.
99HB-4	1/4
99HB-5	5/16
99HB-6	3/8
99HB-8	1/2

**NOTE:**  
Lead Free Brass  
hose barbs are  
available on request.  
(Special Order)  
Minimum quantities apply.


B

## NYLON HOSE BARB FITTINGS (MADE WITH NSF APPROVED RESINS)



**COUPLER**  
Hose Barb  
To  
Male Pipe

PART No.	Hose I.D.	Pipe
525-4A	1/4	1/8
525-4B	1/4	1/4
525-4D	1/4	1/2
525-5A	5/16	1/8
525-6B	3/8	1/4
525-6C	3/8	3/8
525-6D	3/8	1/2
525-8C	1/2	3/8
525-8D	1/2	1/2
525-8E	1/2	1/2
525-10D	5/8	1/2
525-10E	5/8	3/4
525-12D	3/4	1/2
525-12E	3/4	3/4



**SPLICER**  
Hose Barb

PART No.	Hose I.D.
529-4	1/4
529-6	3/8
529-8	1/2
<b>Reducing</b>	
529-42	1/4 to 1/8
529-64	3/8 to 1/4
529-86	1/2 to 3/8



**90° ELBOW**  
Hose Barb  
To  
Hose Barb

PART No.	Hose I.D.
555-4	1/4
555-6	3/8
555-8	1/2
555-10	5/8
555-12	3/4



**90° ELBOW**  
Hose Barb  
To  
Male Pipe

PART No.	Hose I.D.	Pipe
539-4A	1/4	1/8
539-4B	1/4	1/4
539-6B	3/8	1/4
539-6C	3/8	3/8
539-6D	3/8	1/2
539-8C	1/2	3/8
539-8D	1/2	1/2
539-10E	5/8	3/4



**COUPLER**  
Hose Barb  
To  
Female Pipe

PART No.	Hose I.D.	Pipe
526-4B	1/4	1/4
526-4D	1/4	1/2
526-6B	3/8	1/4
526-6C	3/8	3/8
526-8D	1/2	1/2



**90° ELBOW**  
Hose Barb  
To  
Female Pipe

PART No.	Hose I.D.	Pipe
539F-8D	1/2	1/2




**TEE**  
Hose Barb  
All Ends

PART No.	Hose I.D.
544-3	3/16
544-4	1/4
544-6	3/8
544-8	1/2
544-10	5/8


For Chemical Resistance Chart  
See Page 14

B




**COUPLER**  
Hose Barb To Male Pipe

PART No.	Hose I.D.	Pipe
325-3A	3/16	1/8
325-4A	1/4	1/8
325-4B	1/4	1/4
325-5A	5/16	1/8
325-5B	5/16	1/4
325-6A	3/8	1/8
325-6B	3/8	1/4
325-6C	3/8	3/8
325-10C	5/8	3/8
325-10D	5/8	1/2
325-12D	3/4	1/2



**CONNECTOR**  
Hose Barb To Male Inverted Flare

PART No.	Hose I.D.	Tube Size
335-54	5/16	1/4
335-55	5/16	5/16
335-65	3/8	5/16
335-66	3/8	3/8




**90° ELBOW**  
Hose Barb To Male Pipe

PART No.	Hose I.D.	Pipe
339-4A	1/4	1/8
339-5A	5/16	1/8
339-5B	5/16	1/4
339-6A	3/8	1/8
339-6B	3/8	1/4
339-10C	5/8	3/8

FOR FUEL LINE HOSE PAGE 109


## STEEL COMBINATION NIPPLES AND HOSE MENDERS (NOT RECOMMENDED FOR USE WITH AIR)



**COMBINATION NIPPLE**  
Hose Barb To Male Pipe


PART No.	Hose I.D.	Pipe
BI-125-8D	1/2	1/2
BI-125-12E	3/4	3/4
BI-125-16H	1	1
BI-125-20J	1-1/4	1-1/4
BI-125-24K	1-1/2	1-1/2
BI-125-32M	2	2

---



**HOSE MENDER**  
Hose Barb


PART No.	Hose I.D.
BI-129-8	1/2
BI-129-12	3/4
BI-129-16	1
BI-129-20	1-1/4
BI-129-24	1-1/2



**PLATED COMBINATION NIPPLE**  
Hose Barb To Male Pipe

PART No.	Hose I.D.	Pipe
GI-125-8D	1/2	1/2
GI-125-12E	3/4	3/4
GI-125-16H	1	1
GI-125-20J	1-1/4	1-1/4
GI-125-24K	1-1/2	1-1/2
GI-125-32M	2	2
GI-125-40N	2-1/2	2-1/2



---



**PLATED HOSE MENDER**  
Hose Barb

PART No.	Hose I.D.
GI-129-12	3/4
GI-129-16	1
GI-129-20	1-1/4
GI-129-24	1-1/2

## BRASS STANDARD FERRULES FBL – Ferrules Brass Long FBS – Ferrules Brass Short

• SIZE RANGE FROM 3/8 TO 1 INCH OUTSIDE DIAMETER  
 • THE PART NUMBER DESIGNATES THE OUTSIDE DIAMETER OF THE HOSE OR TUBE  
 • WALL THICKNESS OF THE FERRULE IS .025  
 • TO ORDER A FERRULE CRIMPER PAGE 261

PART No.	Inside Dia. (IN.)	Ferrule Length (IN.)	Hole Size (IN.)	PART No.	Inside Dia. (IN.)	Ferrule Length (IN.)	Hole Size (IN.)
FBL-450	.450	23/32	.328	FBL-825	.825	31/32	.625
FBL-475	.475	23/32	.328	FBL-850	.850	31/32	.586
FBL-500	.500	23/32	.328	FBL-875	.875	31/32	.750
FBL-525	.525	23/32	.453	FBL-900	.900	31/32	.750
FBL-550	.550	23/32	.438	FBL-925	.925	31/32	.750
FBL-575	.575	31/32	.438	FBL-975	.975	31/32	.875
FBL-600	.600	31/32	.453	FBL-1000	1.000	31/32	.875
FBL-625	.625	31/32	.453	FBL-1025	1.025	31/32	.875
FBL-650	.650	31/32	.453	FBL-1100	1.100	31/32	.875
FBL-675	.675	31/32	.500	FBL-1125	1.125	31/32	.875
FBL-700	.700	31/32	.500	FBL-1150	1.150	31/32	.875
FBL-725	.725	31/32	.500	FBL-1175	1.175	55/64	.875
FBL-750	.750	31/32	.500	FBL-1275	1.275	31/32	.875
FBL-775	.775	31/32	.500	FBL-1500	1.500	31/32	.875
FBL-800	.800	31/32	.625				



PART No.	Inside Dia. (IN.)	Ferrule Length (IN.)	Hole Size (IN.)
FBS-500	.500	1/2	.328

# BRASS GRIP-TITE HOSE FITTINGS

(USE WITH GRIP-TITE HOSE: PAGE 113)

**Fairview**



**Male Pipe**

PART No.	Hose I.D.	Pipe
725-4A	1/4	1/8
725-4B	1/4	1/4
725-4C	1/4	3/8
725-5A	5/16	1/8
725-5B	5/16	1/4
725-6A	3/8	1/8
725-6B	3/8	1/4
725-6C	3/8	3/8
725-6D	3/8	1/2
725-8B	1/2	1/4
725-8C	1/2	3/8
725-8D	1/2	1/2
725-8E	1/2	3/4
725-10C	5/8	3/8
725-10D	5/8	1/2
725-10E	5/8	3/4
725-12D	3/4	1/2
725-12E	3/4	3/4



**Working Male Pipe Swivel**

PART No.	Hose I.D.	Pipe
725SW-4B	1/4	1/4
725SW-6B	3/8	1/4
725SW-6C	3/8	3/8
725SW-8C	1/2	3/8
725SW-8D	1/2	1/2
725SW-12E	3/4	3/4



**RIGID Female Pipe**

PART No.	Hose I.D.	Tube
726-4B	1/4	1/4
726-6B	3/8	1/4
726-6C	3/8	3/8
726-8C	1/2	3/8
726-8D	1/2	1/2
726-8E	1/2	3/4
726-12E	3/4	3/4



**45° S.A.E. Male Flare**

PART No.	Hose I.D.	Tube
727-44	1/4	1/4
727-45	1/4	5/16
727-66	3/8	3/8
727-88	1/2	1/2



**45° S.A.E. Female Flare Swivel**

PART No.	Hose I.D.	Tube
728-44	1/4	1/4
728-45	1/4	5/16
728-66	3/8	3/8
728-68	3/8	1/2
728-86	1/2	3/8
728-88	1/2	1/2
728-810	1/2	5/8
728-108	5/8	1/2
728-1010	5/8	5/8
728-1212	3/4	3/4



**HOSE SPLICER**

PART No.	Hose I.D.
729-4	1/4
729-5	5/16
729-6	3/8
729-8	1/2
729-10	5/8
729-12	3/4



**Female Straight Pipe Swivel**

GASKET TYPE

PART No.	Hose I.D.	Straight Pipe
730-4B	1/4	1/4



**Female Straight Pipe Swivel**

BALL TYPE

PART No.	Hose I.D.	Straight Pipe
731-4A	1/4	1/8
731-4B	1/4	1/4
731-6B	3/8	1/4
731-6C	3/8	3/8
731-8D	1/2	1/2
731-12E	3/4	3/4



**RIGID Tube Shank**

PART No.	Hose I.D.	Tube
732-44	1/4	1/4
732-66	3/8	3/8



**45° S.A.E. Male Inverted Flare Swivel**

PART No.	Hose I.D.	Tube
735-43	1/4	3/16
735-44	1/4	1/4
735-45	1/4	5/16
735-65	3/8	5/16
735-66	3/8	3/8
735-88	1/2	1/2
735-1010	5/8	5/8



**45° S.A.E. Female Inverted Flare**

PART No.	Hose I.D.	Tube
736-45	1/4	5/16
736-65	3/8	5/16
736-66	3/8	3/8



**37° J.I.C. Male Flare**

PART No.	Hose I.D.	Tube
737-44	1/4	1/4
737-66	3/8	3/8
737-88	1/2	1/2



**37° J.I.C. Female Flare Swivel**

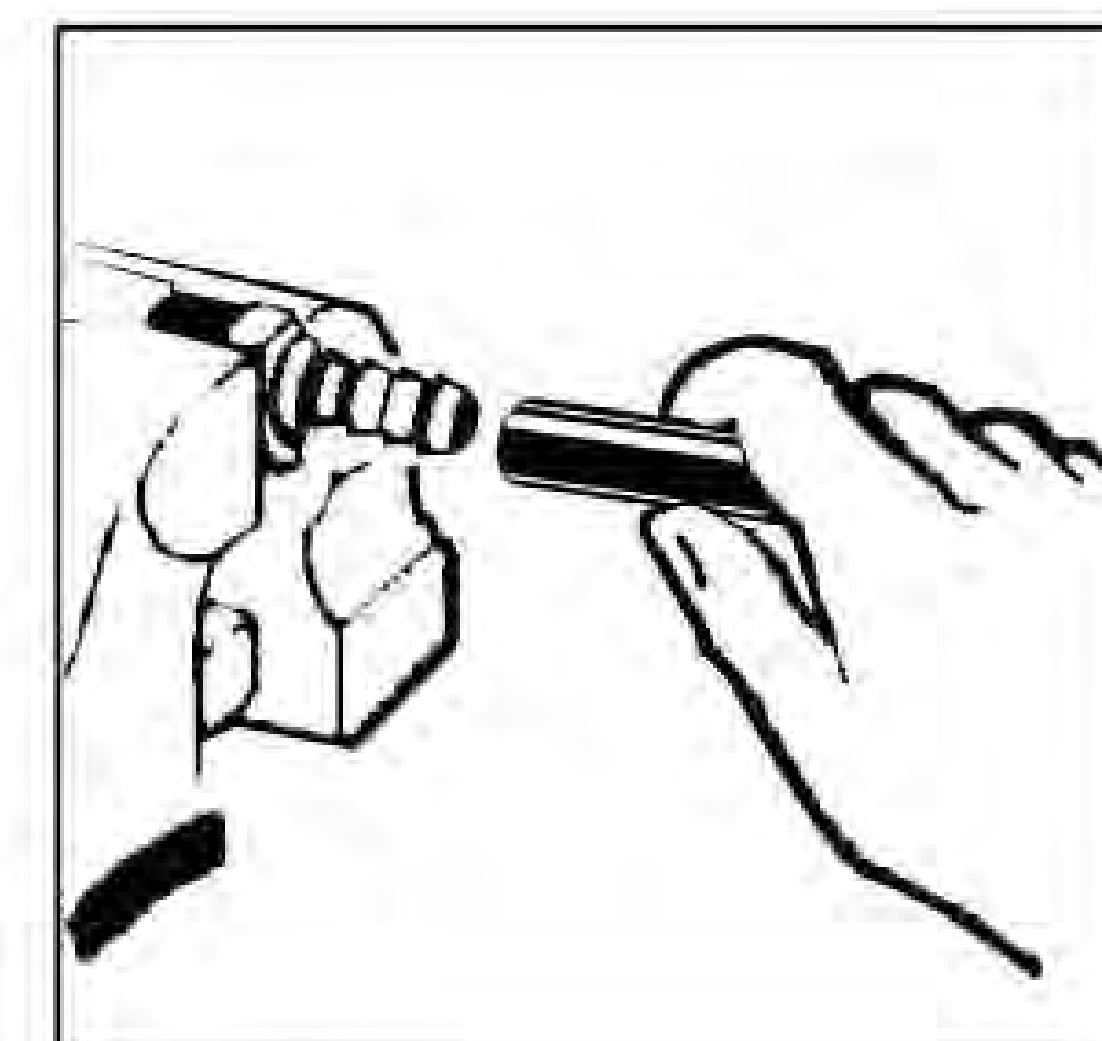
PART No.	Hose I.D.	Tube
738-44	1/4	1/4
738-45	1/4	5/16
738-66	3/8	3/8
738-88	1/2	1/2
738-1010	5/8	5/8
738-1212	3/4	3/4



**90° ELBOW Hose To Male Pipe**

PART No.	Hose I.D.	Pipe
739-4A	1/4	1/8
739-4B	1/4	1/4
739-6B	3/8	1/4
739-6C	3/8	3/8
739-8C	1/2	3/8
739-8D	1/2	1/2
739-12E	3/4	3/4

## ASSEMBLY INSTRUCTIONS



- LUBRICATE HOSE AND BARB.
- PUSH HOSE ON FITTING UNTIL SEATED UNDER PROTECTIVE CAP.
- NO CLAMPS REQUIRED WHEN USED WITH GRIP-TITE HOSE.

B