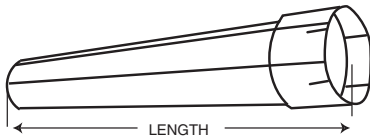


NON BENDABLE STANDARD STRAIGHT TUBING

Length	Low Carbon Steel 10'		
	18	17	15
Gauge	18	17	15
Thickness	0.042"	0.054"	0.065"
OD			
1½	49002	-	-
1⅝	49003	-	-
1¾	49004	-	-
1⅞	49005	-	-
2	49006	-	-
2⅛	49013	-	-
3¼	-	49058	-
4½	-	49056	-
5	-	-	49015
6	-	49027	-

Comparison of Gauge to Decimal	
Gauge	Decimal
13	0.082
14	0.069/0.075
15	0.065
16	0.055/0.060
17	0.050/0.054
18	0.042

ALUMINIZED STEEL TUBING



ONE END SWAGED
& SLOTTED
OTHER END - O.D.

Size	Part No.	Length
4	49214	10
5	49215	10

ACCESSORIES

TECH-FIT

HEAVY DUTY TRUCK
GWW 7-8

APPLICATION BY ENGINE

MEDIUM DUTY TRUCK
GWW 3-6

SCHOOL BUS

AGRICULTURAL

MUFFLER SPECS

O.E. CROSS REFERENCE

ACCESSORIES

STRAIGHT TUBING



Bendable Aluminum Killed Draw Quality (AKDQ) Steel Tubing																	
OD	Low Carbon								Aluminized								
Length	7'		7' 6"		10'				7' 6"				10'				13'
Gauge	16	14	16	14	17	16	14	13	17	16	14	13	17	16	14	13	14
Thick-ness	0.060"	0.069"	0.060"	0.069"	0.050"	0.060"	0.075"	0.082"	0.050"	0.060"	0.069"	0.082"	0.050"	0.060"	0.069"	0.082"	0.069"
1½	-	-	47980	-	-	49021	-	-	47968	-	-	-	49045	49243	-	-	-
1¾	-	-	47982	-	-	49022	-	-	47971	-	-	-	49046	49241	-	-	-
1⅞	-	-	47983	-	-	49023	-	-	47969	-	-	-	49057	49242	-	-	-
2	47993	-	47984	47989	49016	49024	49043	-	-	47972	-	47960	-	49047	-	49069	-
2¼	-	-	-	47986	49007	-	49025	-	-	-	47973	47961	-	-	49048	49068	-
2½	-	47996	-	47987	49008	-	49026	-	-	-	47974	47962	-	-	49049	49067	-
2¾	-	-	-	-	49009	-	49040	-	-	-	-	-	-	-	49195	-	49050
3	-	-	-	-	-	49010	49041	49066	-	-	47963	47967	-	-	49159	49065	49051
3½	-	-	-	-	-	49011	-	-	-	-	-	-	-	49098	49160	-	-
4	-	-	-	-	-	49012	-	-	-	-	-	-	-	49099	49161	-	49052
5	-	-	-	-	-	-	-	-	-	-	-	-	-	49064	49162	-	-
6	-	-	-	-	-	-	-	-	-	-	-	-	-	-	49062	-	-

STAINLESS STEEL STRAIGHT TUBING

Bendable 409 Stainless Steel Tubing			Aluminized Stainless Steel Tubing	
Length	10' Length		4' Length	10' Length
Gauge	14	15	17	17
Thickness	0.071"	0.065"	0.054"	0.054"
OD				
2	-	-	-	49184
2¼	-	-	-	49185
2½	-	-	54762	49186
3	49095	-	54763	-
3½	49096	-	-	-
4	49097	-	-	-
5	-	49263	-	-

Note: Bending characteristics of stainless steel tubing are substantially different than low carbon steel tubing. Listed below are important factors in successfully bending stainless steel tubing.

1. Wing die (back) pressure may need to be increased to prevent backwall collapse.
2. The tube weld seam should be located 90° from the inside and outside of any severe bends.
3. Wing dies must be in good condition and in alignment throughout the entire bending arc.
4. Bends should be made in one continuous operation at a slow rate of speed.
5. Bends should not be made tighter than two times pipe diameter.
6. Equipment must be in proper operating condition.

STACK PIPES

Angled (ID)

Inlet Dia.	Length	ALZ.	Chrome
3 ID	18	42262	29120
3½ ID	18	-	29100
	36	53053	-
4 ID	18	42715	29111
	24	42071	29206
	36	43320	29305
	48	44299	29408
	60	45233	-
5 ID	18	42716	29112
	24	42072	29207
	36	43321	29306
	48	44300	-
	60	45246	29509
	72	-	29603
6 ID	84	-	29701
	18	42128	-



Angle ID

Angled (OD)

Inlet Dia.	Length	ALZ.	Chrome
3 OD	48	44302	-
4 OD	18	42129	-
	24	42544	-
	36	43718	29307
	48	44637	-
	60	45726	-
5 OD	18	42130	29102
	24	42543	29202
	36	43719	29308
	48	44638	29403
	60	45727	29503
	69½	46954	-
6 OD	18	42594	-



Angle OD

ACCESSORIES

TECH-FIT

HEAVY DUTY TRUCK
GVW 7-8

APPLICATION
BY ENGINE

MEDIUM DUTY TRUCK
GVW 3-6

SCHOOL BUS

AGRICULTURAL

MUFFLER SPECS

O.E. CROSS REFERENCE

ACCESSORIES

STACK PIPES (Cont.)

Square Cut (ID)

Inlet Dia.	Length	ALZ.	Chrome
2½ ID	18	42596	–
3 ID	18	42606	–
	24	42178	–
	36	43606	–
	48	44301	–
3½ ID	18	42127	–
	36	43366	–
	48	44308	–
4 ID	18	42891	–
	24	42531	–
	36	43319	–
	48	44126	29414
	72	46892	–
5 ID	18	42126	–
	24	42530	–
	36	43582	–
	48	44127	–
6 ID	48	44303	–



Square Cut ID

Square Cut (OD) *

Inlet Dia.	Length	ALZ.
4 OD	48	44456
5 OD	36	53049
	42	53633
	48	44457
	58	55473
	60	45340



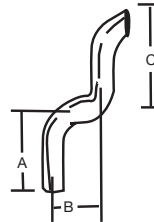
Square Cut OD

* For additional OD sizes and lengths use Straight Tubing.

OTHER STACK PIPES



1



2

Inlet Dia.	Style	A	B	C	Length	ALZ.	Replaces OE No.
4 ID	1	6¾	1½	30½	48½	45320	532395C1
4 OD	1	11	10	29	51	45758	–
5 OD	1	11	10	30	60	45800	–
5 OD	2	8	11	21½	29½	43588	–

TAIL SPOUTS



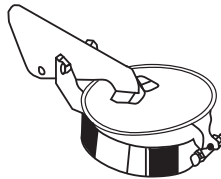
Style A (OD)



Style B (ID)

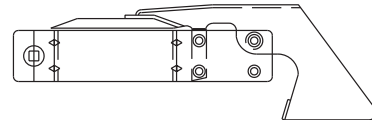
Dia.	Length	Alumunized Steel		Chrome	
		Style A	Style B	Style A	Style B
3	12	41095	42448	-	-
3	18	-	-	-	29120
3½	12	-	42449	-	29138
3½	18	-	-	-	29100
4	12	41097	42447	29139	29140
4	18	42129	42715	-	29111
5	18	42130	42716	-	29112
5	20	-	42377	-	-
6	18	42594	42128	-	-

RAIN CAPS



Size	Standard	Chrome
1¼	35608	-
1½	35225	-
1¾	35226	-
2	35512	-
2¼	35513	-
2½	35514	-
2¾	35617	-
3	35618	-
3½	35619	-
4	35907	35931
4½	35909	-
5	35910	35932
5½	35164	-
5¾	35393	-

SILENT RAIN CAPS



Size	Chrome
4	36158
5	36160

ACCESSORIES

TECH-FIT

HEAVY DUTY TRUCK
GVW 7-8

APPLICATION BY ENGINE

MEDIUM DUTY TRUCK
GVW 3-6

SCHOOL BUS

AGRICULTURAL

MUFFLER SPECS

O.E. CROSS REFERENCE