



SmartBrute Auto-Feed Magnetic Drill Press SB35

Applications

Innovative, automatic drilling, engineered for heavy duty use. Features auto power feed, cycle stop sensor and the option to switch between auto-feed and manual. Cuts holes up to 1-3/8" diameter with annular cutters or up to 1/2" diameter with twist drills using drill/chuck adaptor.

Ideal for steel fabrication and erection industry, truck/trailer frame fabrication, plant maintenance, refineries, power generation, mining, construction, bridge work and ship building.



QXSB35
Drill Chuck/Adaptor

Features

- Weighs: 36 lbs
- Magnetic strength 3,370 lbs
- Cutter capacity:
 - Auto-feed 1-3/16 diameter cutter x 1-3/4 depth of cut
 - Manual feed 1-3/8 diameter cutter x 2" depth of cut
- External fluid reservoir
- Twist drill capacity 1/2"
- Single speed motor: 550 RPM

Advantages

- Smart: Auto Power feed technology for consistent drilling and perfect holes every time
- Fast: Auto-feed optimizes feed rate for longer tool life and increased productivity
- Safe: Cycle stop sensor automatically shuts off SB35 when hole is completed
- Flexible: Can be run in auto-feed mode or manual

Included

- Carrying case
- Safety chain
- 8mm wrench
- 2.5mm and 4mm hex keys
- Safety guard
- Coolant tank
- 3/4" arbor

Arbors & Chucks

INCLUDED

- SB35-1 Complete set screw arbor

OPTIONS AVAILABLE

- QXSB35 Drill Chuck/Adaptor



MiniBrute Magnetic Drill Press AC35

Applications

A lightweight drill for drilling holes up to 1-3/8" diameter. Ideal for steel fabrication and erection industry, truck/trailer frame fabrication, plant maintenance, refineries, power generation, mining, construction, bridge work and ship building.



QX1220 Combination Drill Chuck/Adaptor



Features

- Weighs 23 lbs
- Magnetic Strength 2,200 lbs
- Cutter capacity: 1-3/8" diameter x 2" depth
- Utilizes S&D drills up to 3/4"
- Vertical travel - 3-1/8"
- Standard external fluid reservoir
- Quick change cutter arbor
- 1 Speed Motor: 600 RPM

Advantages

- Easy to maneuver
- Less fill ups
- Annular cutters changed quickly with no tools
- Ideal for use with carbide tipped annular cutters

Included

- Carrying case
- Hex keys
- Safety chain
- External coolant bottle
- Safety guard
- Quick release arbor enables cutter change in seconds

Arbors & Chucks

INCLUDED

- AC3502LQ quick-release 3/4" Arbor

OPTIONS AVAILABLE

- QX1220 Drill Chuck/Adaptor



MightiBrute Magnetic Drill Press AC50

Applications

A lightweight magnetic drill press for steel fabrication, welding, steel erection, construction, mining, bridge industries. Cut holes up to 2-1/8" diameter with annular cutters or up to 1" diameter with twist drills.



Features

- Weighs only 33 lbs.
- Magnetic Strength 3,370 lbs.
- Cutter capacity: 2-1/8" diameter x 2" depth
- Quick change 3/4" cutter arbor
- Vertical travel - 8"
- 1100W 2 Speed Motor: 450/300 RPM
- External cooling system

Advantages

- Lightweight and powerful.
- Cutter changes made in seconds
- Can be used with twist drills up to 1" as well as high speed or carbide tipped annular cutters.

Included

- Carrying case
- Safety guard
- Removable handle
- Safety chain

Arbors & Chucks

INCLUDED

- Built-in arbor
- QX1234 drill chuck adapter

OPTIONS AVAILABLE

- AC50-ADAPTER-NHO cutter arbor for Nitto Kohki and Houghton cutters




LittleBrute Magnetic Drill Press RB30

Applications

A low-profile magnetic drill ideal for tight spaces such as wheel arches and truck and trailer frame drilling.

Additional industries include utilities, steel fabrication, bridge work and ship building.



Features

- Height: 8-1/4"
- Weighs only 23 lbs
- Magnetic Strength 3,300 lbs
- Cutter capacity 1-3/8" diameter x 1-3/16" depth
- LED light for improved visibility
- No-volt release switch for motor on/off
- Gearbox housing doubles as a guard
- Removable handle for use on both sides
- 1 Speed Motor: 650 RPM

Advantages

- Ideal for use in difficult to access areas
- Ideal for truck and wheel arches, girders and machine assembly
- Light and easy to maneuver

Included

- Carrying case
- Cutting fluid
- M8 wrench
- M2.5 hex key
- M4 hex key
- Safety guard
- Removable handle
- Safety Chain

Arbors & Chucks


- INCLUDED**
- Built in arbor



MiniBrute Magnetic Drill Press RB32

Applications

A lightweight drill for drilling holes up to 1-3/8" diameter. Ideal for steel fabrication and erection industry, truck / trailer frame fabrication, plant maintenance, refineries, power generation, mining, construction, bridge work and ship building.



Features

- Weighs only 28 lbs
- Magnetic strength 2,200 lbs
- Cutter capacity: 1-3/8" Diameter x 1-3/16" Depth
- Built-in fluid reservoir
- Reversible feed handle
- 6" vertical travel
- 1 Speed motor - 550 RPM
- 2" Depth of cut when used with RB335 arbor

Advantages

- Lighter weight makes handling and transport easier and safer
- Delivers the coolant to work place and cutter
- Left hand use and operating in restrictive areas
- Utilizes S&D drills up to 3/4"

Included

- Carrying case
- Safety strap
- D-handle
- Safety guard
- Chuck key
- Hex keys and spanner wrenches
- Arbors (see arbor section)

Arbors & Chucks

- INCLUDED**
- RB334 3/4" arbor
 - RB3212 1/2" drill chuck (and safety screw)
- OPTIONS AVAILABLE**
- RB335 3/4" arbor for drilling 2" depth



MiniBrute Magnetic Drill Press

RB32-VSR

Applications

Lightweight magnetic drill press for steel fabrication, welding, steel erection, construction, mining, bridge industries. Cut holes up to 1-3/8" diameter with annular cutters or up to 3/4" diameter with twist drills. Variable speed and reverse features make the RB32-VSR ideal for tapping holes, when used with the RB32-Tapper attachment. The RB32-VSR is designed for tapping up to 1/2" diameter (i.e. 1/2-13, 1/2-20).



RB32-VSR With Tap



RB32-VSR With Twist Drill



RB32-VSR With Combination Drill & Tap



Features

- Weighs only 28 lbs
- Magnetic strength 2,200 lbs
- Cutter capacity: 1-3/8" Diameter x 1-3/16" Depth
- Built-in fluid reservoir
- Reversible feed handle
- 6" vertical travel
- Variable Speed - 0-550 RPM
- New control panel provides easy operation of motor direction, speed and magnet on/off.
- 2" Depth of cut when used with RB335 arbor
- Designed for tapping up to 1/2" diameter (i.e. 1/2-13, 1/2-20).

Advantages

- Lighter weight makes handling and transport easier and safer
- Delivers the coolant to work place and cutter
- Left hand use and operating in restrictive areas
- Utilizes S&D drills up to 3/4"

Included

- Carrying case
- Safety strap
- D-handle
- Safety guard
- Chuck key
- Hex keys and spanner wrenches
- Arbors (see Arbor section)

Arbors & Chucks

INCLUDED

- RB334 3/4" arbor
 - RB3212 1/2" drill chuck (and safety screw)
- OPTIONS AVAILABLE
- RB335 3/4" arbor for drilling 2" depth
 - RB32-Tapper
 - RB925 to RB944 tapping collets





MegaBrute Magnetic Drill Press RB65E

Applications

Heavy-duty magnetic drill press for steel fabrication, welding, steel erection, construction, mining, bridge industries.

Cut holes up to 4" diameter with annular cutters or up to 1-1/4" diameter with twist drills. Utilizes a #3 Morse taper spindle which enables use with taper shank drills and bridge reamers. A variety of annular cutter arbors and drill chucks are available for use with twist drills.



Features

- Weighs 55 lbs
- Magnetic strength 4,400 lbs
- Cutter capacity: 4" Diameter x 3" Depth
- Built-in fluid reservoir
- Reversible feed handle
- 11-1/2" Vertical travel
- #3 Morse Taper Spindle
- 4 Speed Motor: 110/175/245/385

Advantages

- Excellent machine for all fabrication shops
- Enables greatest selection of cutters available
- Reversible feed handles for use in restrictive areas
- Allows the use of twist drills up to 1-1/4"

Included

- Carrying case
- Safety strap
- RB634 3/4" arbor
- D-handle
- Safety guard
- Drift key
- Hex keys and spanner wrenches

Arbors & Chucks

INCLUDED

- RB634 3/4" arbor

OPTIONS AVAILABLE


- RB635 1-1/4" arbor
- RB633 3/4" arbor
- RB632 1-1/4" arbor
- RB6512 1/2" drill chuck
- RB6534 3/4" drill chuck



Pipe Saddle

List No. RB-SADDLE

Pipe Saddle



EDP No.	Wright	Size	Ratchet Strap	Inner Settings	Outer Settings
RB-SADDLE	6 lbs	8-1/2 x 5 x -1/2"	1" x 72"	2" - 4-1/2"	4-1/2" - 8"

Champion's RotoBrute pipe saddle enables Rotobrute magnetic drill presses to be used on convex surfaces, steel pipe and tubing. Providing non-slip positioning and centered hole location. Easily assembled by sliding the machine onto the saddle and tightening with adjustable ratchet straps.

- Industry Applications**
- Maintenance Facilities
 - Railroad Industry
 - Refineries
 - Steel Fabrication
 - Pipeline and Oil Fields
 - Power Utilities



Magnetic Wand

List No. RMX7



Description: Magnetic clean up tool.

Application: Quickly and easily pick up sharp metal chips, fasteners and small parts. Safely dispose of them by pulling back the handle.

EDP No.	Description
RMX7	RotoMag Magnetic Wand





Mag Drill Press Arbors and Drill Chucks

AC35 - Arbors and Drill Chuck Attachments

AC50 - Drill Chuck & Adaptor



AC3502LQ Arbor

Standard "quickchange" arbor for AC35.

3/4" arbor hole diameter.

For use with 1" and 2" depth of cut - XL100, XL200, CT150STK and CT200STK cutters.



AC3502-M Arbor

Optional traditional set screw arbor for AC35.

3/4" arbor hole diameter.

For use with 1" and 2" depth of cut - XL100, XL200, CT150STK and CT200STK cutters.



QX1234 Drill Chuck

1/2" drill chuck and adaptor for AC50 magnetic drill press.

3/4" weldon shank threaded to 1/2" drill chuck.



AC50-ADAPTOR-NHO

Optional arbor specially designed to adapt Hougén® and Nitto Kohki® brand cutters for use on the AC50.



QX1220 Combination Drill Chuck/Adaptor

RB32 - Arbors and Drill Chuck Attachments



RB334 Arbor

Standard arbor for RB32.

1/2"-20 threaded hole threads on to RB32, 3/4" arbor hole diameter.

For use with XL100, CT150, CT150STK annular cutters.

Maximum depth of cut is 1-3/16".



RB3212 Drill Chuck

1/2" drill chuck for RB32.

1/2"-20 internal thread drill chuck.



RB335 Arbor

Optional arbor for RB32.

1/2"-20 threaded hole threads on to RB32, 3/4" arbor hole diameter.

For use with 1" and 2" depth of cut - XL100, XL200, CT150, CT200, CT150STK, CT200STK annular cutters.





Mag Drill Press Arbors, Drill Chucks and Tapping Attachments

RB32-VSR - Arbors and Drill Chucks and Tapping Attachment



RB334 Arbor

Details as Above



RB3212 Chuck Adaptor

Details as Above



RB335 Arbor

Details as Above



Shown Assembled With Tapping Attachments

RB32-Tapper



RB32-Tapper

Optional tapping attachment for RB32-VSR.

Threads to RB32-VSR with 1/2-20 thread.

Used with #2 collet adaptors.

RB-925 to RB-941 collet adaptors are used with RB32-Tapper for holding taps from 0 through to 3/4" diameter.

Example Tapping Collet Adaptor



Example Tap



RB32-VSR Quick Change Tapping Collets

EDP No.	Tap Sizes	EDP No.	Tap Sizes	EDP No.	Tap Sizes	EDP No.	Tap Sizes
RB-925	0-6	RB-929	#14 & 1/4"	RB-933	3/8" NPT	RB-937	3/4"
RB-926	#8	RB-930	5/16"	RB-934	1/2" NPT	RB-940	1/8" Small Shank NPT
RB-927	#10	RB-931	3/8"	RB-935	5/8"	RB-941	1/8" Large Shank NPT
RB-928	#12	RB-932	1/4" NPT	RB-936	11/16"		

RB65E - Arbors and Drill Chuck Attachments



RB634 Arbor

Included with RB65E.

#3 Morse taper shank, 3/4" hole diameter.

For use with all 3/4" shank annular cutters up to 2-1/4" diameter.



RB635 Arbor

Optional arbor for RB65E.

#3 Morse taper shank, 1-1/4" hole diameter.

For use with XL100, XL200, XL300, CT150, CT200, CT300, CT400, CT150STK, CT200STK from 2-5/16" to 4" diameter which have a 1-1/4" shank.



RB633 Arbor

Optional arbor for RB65E.

#3 Morse taper shank, 3/4" hole diameter.

For use with XL300, CT300, CT400, CT150STK and CT200STK up to 2-1/4" diameter which have a 3/4" shank. For use with cutters up to 4" depth of cut..



RB632 Arbor

Optional arbor for RB65E

#3 Morse taper shank, 1-1/4" hole diameter.

For use with XL100, XL200, XL300, CT150, CT200, CT300, CT400, CT150STK and CT200STK from 2-5/16" diameter and larger, which have a 1-1/4" shank. For use with cutters up to 4" depth of cut.



RB6512 Drill Chuck

Optional 1/2" drill chuck for RB65E.

#3 Morse taper shank arbor to Jacobs taper mounted drill chuck.



RB6534 Drill Chuck

Optional 3/4" drill chuck for RB65E.

#3 Morse taper shank arbor to Jacobs taper mounted drill chuck.

