

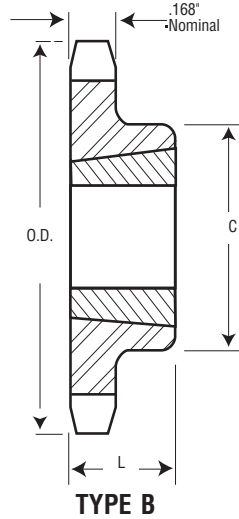

# No. 35

## 3/8" Pitch

# All Steel Stock Sprockets



### Single - Taper Bushed

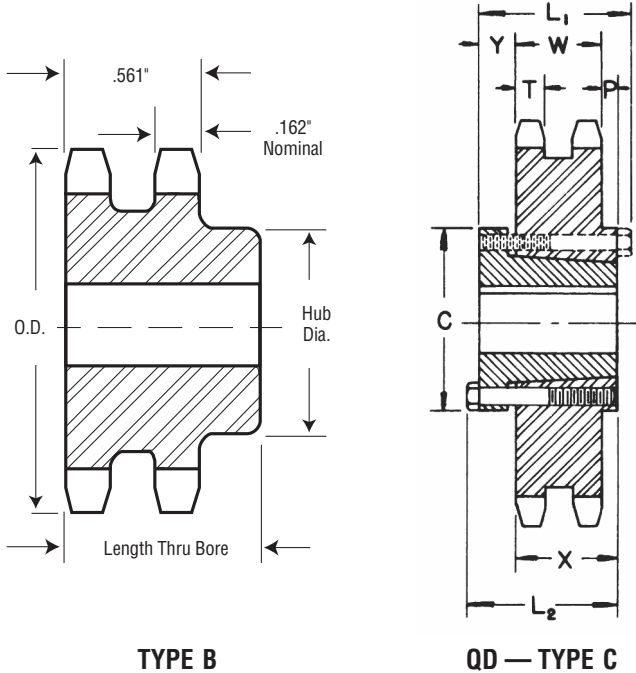


### Single - Taper Bushed

No. Teeth	Catalog Number	Bushing	Diameter		Max. Bore	Dimensions		Type	Weight Lbs. (Approx.)	
			Outside Diameter	Pitch Diameter		L	C		Rim Only	Bushing Only
18	35BTB18	1008	2.352	2.159	1	7/8	1 1/8*	B	0.4	0.3
19	35BTB19	1008	2.472	2.278	1	7/8	1 1/16	B	0.5	0.3
20	35BTB20	1008	2.593	2.397	1	7/8	1 1/16	B	0.6	0.3
21	35BTB21	1008	2.713	2.516	1	7/8	2 1/16	B	0.7	0.3
22	35BTB22	1210	2.883	2.635	1 1/4	1	2 5/8*	B	0.8	0.6
23	35BTB23	1210	2.954	2.754	1 1/4	1	2 1/16	B	0.9	0.6
24	35BTB24	1210	3.074	2.873	1 1/4	1	2 1/16	B	0.9	0.6
25	35BTB25	1210	3.194	2.992	1 1/4	1	2 1/16	B	1.2	0.6
26	35BTB26	1610	3.314	3.111	1%	1	2 1/8*	B	1.1	0.9
28	35BTB28	1610	3.553	3.349	1%	1	2%	B	1.2	0.9
30	35BTB30	1610	3.793	3.588	1%	1	3%	B	1.2	0.9
32	35BTB32	1610	4.032	3.826	1%	1	3 1/4	B	1.3	0.9
35	35BTB35	1610	4.392	4.183	1%	1	3%	B	1.4	0.9
36	35BTB36	1610	4.511	4.303	1%	1	3%	B	1.4	0.9
40	35BTB40	1610	4.990	4.786	1%	1	3 1/4	B	1.9	0.9
42	35BTB42	1610	5.229	5.018	1%	1	3 1/4	B	2.0	0.9
45	35BTB45	1610	5.588	5.376	1%	1	3%	B	2.1	0.9
48	35BTB48	1610	5.946	5.734	1%	1	3%	B	2.3	0.9
54	35BTB54	1610	6.663	6.449	1%	1	3%	B	2.6	0.9
60	35BTB60	1610	7.380	7.165	1%	1	3%	B	3.0	0.9
70	35BTB70	1610	8.575	8.358	1%	1	3%	B	3.7	0.9
72	35BTB72	1610	8.814	8.597	1%	1	3%	B	3.9	0.9
80	35BTB80	1610	9.770	9.552	1%	1	3%	B	4.5	0.9
84	35BTB84	1610	10.247	10.029	1%	1	3%	B	4.9	0.9
96	35BTB96	1610	11.680	11.461	1%	1	3%	B	6.0	0.9
112	35BTB112	1610	13.590	13.371	1%	1	3%	B	7.8	0.9

\* Has recessed groove in hub for chain clearance.

### Double - Type B



No. Teeth	Catalog Number	Outside Diameter	Type	Bore (inches)		Hub (inches)		Weight Lbs. (Approx.)
				Stock	Rec. Max.	Dia.	Length Thru	
12	D35B12H	1.630	B	1/2	3/8	3/4	1 1/4	0.32
13	D35B13H	1.750	B	1/2	1/2	1 1/4	1 1/4	0.36
14	D35B14H	1.870	B	1/2	5/8	1 1/2	1 1/4	0.44
15	D35B15H	1.990	B	1/2	3/4	1 3/4	1 1/4	0.56
16	D35B16H	2.110	B	1/2	7/8	1 7/8	1 1/4	0.64
17	D35B17H	2.230	B	3/4	1 1/8	1 7/8	1 1/4	0.74
18	D35B18H	2.350	B	3/4	1 1/4	1 7/8	1 1/4	0.84
19	D35B19H	2.470	B	3/4	1 3/8	1 7/8	1 1/4	0.96
20	D35B20H	2.590	B	3/4	1 1/2	1 7/8	1 1/4	1.08
21	D35B21H	2.710	B	3/4	1 3/4	2 1/8	1 1/4	1.24
22	D35B22H	2.830	B	3/4	1 7/8	2 1/8	1 1/4	1.42
23	D35B23H	2.950	B	3/4	1 7/8	2 1/4	1 1/4	1.54
24	D35B24H	3.070	B	3/4	1 7/8	2 1/4	1 1/4	1.62
25	D35B25H	3.190	B	3/4	1 7/8	2 1/4	1 1/4	1.66
26	D35B26	3.310	B	3/4	1 7/8	2 1/4	1 1/4	1.98
30	D35B30	3.790	B	3/4	1 7/8	2 1/4	1 1/4	2.34
36	D35B36	4.510	B	3/4	1 7/8	2 1/4	1 1/4	3.00
42	D35B42	5.230	B	3/4	1 7/8	2 1/4	1 1/4	3.80
48	D35B48	5.950	B	3/4	1 7/8	2 1/4	1 1/4	4.66
52	D35B52	6.430	B	3/4	1 7/8	2 1/4	1 1/4	5.40
60	D35B60	7.380	B	3/4	1 7/8	2 1/4	1 1/4	6.84
68	D35B68	8.340	B	3/4	2 1/8	3 1/8	1 1/4	10.01
72	D35B72	8.810	B	3/4	2 1/8	3 1/8	1 1/4	11.04
76	D35B76	9.290	B	3/4	2 1/8	3 1/8	1 1/4	11.94
84	D35B84	10.250	B	3/4	2 1/8	3 1/8	1 1/4	14.98
95	D35B95	11.560	B	1	2 3/8	3 3/8	1 1/4	17.42
96	D35B96	11.680	B	1	2 3/8	3 3/8	1 1/4	18.14
102	D35B102	12.400	B	1	2 3/8	3 3/8	1 1/4	19.92

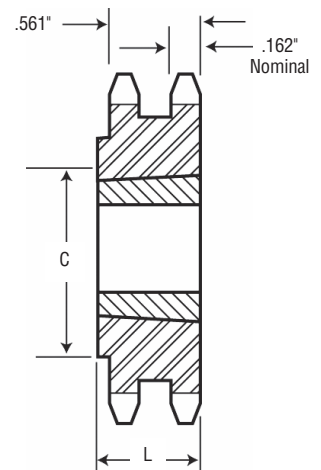
Maximum bores shown will accommodate standard keyseat and setscrew over keyseat. Slightly larger bores are possible with no keyseat, shallow keyseat, or setscrew at angle to keyseat.

Sprockets with "H" suffix have hardened teeth.

### Double - Taper Bushed

No. Teeth	Catalog Number	Bushing	Diameters		Max. Bore	Dimensions			Weight Lbs. (Approx.)	
			Outside Diameter	Pitch Diameter		L	C	Type	Rim Only	Bushing Only
19	D35BTB19H	1008	2.472	2.278	1	7/8	1 3/4	B	0.6	0.3
20	D35BTB20H	1008	2.593	2.397	1	7/8	1 3/4	B	0.8	0.3
21	D35BTB21H	1008	2.713	2.516	1	7/8	2 1/8	B	1.4	0.3
22	D35BTB22H	1008	2.833	2.635	1	7/8	2 1/8	B	1.7	0.3
24	D35BTB24H	1210	3.074	2.873	1 1/4	1	2 1/8	B	1.8	0.6
26	D35BTB26	1210	3.314	3.111	1 1/4	1	2 3/8	B	2.0	0.6
30	D35BTB30	1610	3.793	3.588	1 1/4	1	3 1/8	B	1.8	0.9
32	D35BTB32	1610	4.032	3.826	1 1/4	1	3 1/8	B	2.0	0.9
35	D35BTB35	1610	4.392	4.183	1 1/4	1	3 1/8	B	2.3	0.9
40	D35BTB40	1610	4.990	4.780	1 1/4	1	3 3/8	B	2.9	0.9
45	D35BTB45	1610	5.588	5.376	1 1/4	1	3 3/8	B	3.2	0.9
48	D35BTB48	1610	5.946	5.734	1 1/4	1	3 3/8	B	3.5	0.9
54	D35BTB54	1610	6.663	6.449	1 1/4	1	3 3/8	B	3.9	0.9
60	D35BTB60	1610	7.380	7.165	1 1/4	1	3 3/8	B	4.9	0.9
70	D35BTB70	1610	8.575	8.358	1 1/4	1	3 3/8	B	6.3	0.9
80	D35BTB80	1610	9.770	9.552	1 1/4	1	3 3/8	B	7.9	0.9
96	D35BTB96	1610	11.680	11.461	1 1/4	1	3 3/8	B	9.9	0.9
112	D35BTB112	1610	13.590	13.371	1 1/4	1	3 3/8	B	10.9	0.9

Sprockets with "H" suffix have hardened teeth.



TAPER BUSHED  
TYPE B

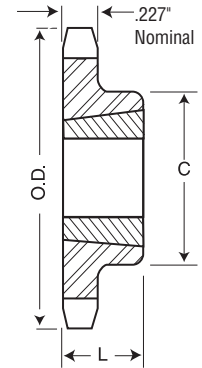
### Double - Type QD

No. Teeth	Catalog Number	Bushing	Diameters		Type	Max. Bore	Dimensions							Weight Lbs. (Approx.)		
			Outside Diameter	Pitch Diameter			L <sub>1</sub>	L <sub>2</sub>	C	Y	P	X	T	W	With Hub	Rim Onl
68	D35SDS68	SDS	8.340	8.120	C	2	1 1/2	1 1/2	3 3/8	3/8	3/8	3/4	0.162	0.561	8.40	7.40
72	D35SDS72	SDS	8.810	8.597	C	2	1 1/2	1 1/2	3 3/8	3/8	3/8	3/4	0.162	0.561	9.28	8.28
76	D35SDS76	SDS	9.290	9.074	C	2	1 1/2	1 1/2	3 3/8	3/8	3/8	3/4	0.162	0.561	10.32	9.32
84	D35SK84	SK	10.250	10.029	C	2 1/2	2 1/2	2 1/2	3 3/8	3/8	1/8	1 1/4	0.162	0.561	13.94	11.94
95	D35SK95	SK	11.560	11.342	C	2 1/2	2 1/2	2 1/2	3 3/8	3/8	1/8	1 1/4	0.162	0.561	17.22	15.22
96	D35SK96	SK	11.680	11.461	C	2 1/2	2 1/2	2 1/2	3 3/8	3/8	1/8	1 1/4	0.162	0.561	17.74	15.74
102	D35SK102	SK	12.400	12.177	C	2 1/2	2 1/2	2 1/2	3 3/8	3/8	1/8	1 1/4	0.162	0.561	19.76	17.76


### Single - Taper Bushed

No. Teeth	Catalog Number	Bushing	Diameters		Max. Bore	Dimensions			Type	Weight Lbs. (Approx.)	
			Outside Diameter	Pitch Diameter		L	C	Rim Only		Bushing Only	
14	41BTB14	1008	2.490	2.247	1	3/8	1 1/8*	B	0.4	0.3	
15	41BTB15	1008	2.650	2.405	1	3/8	1 1/8	B	0.5	0.3	
16	41BTB16	1008	2.810	2.503	1	3/8	2	B	0.6	0.3	
17	41BTB17	1210	2.970	2.721	1 1/4	1	2 3/8*	B	0.7	0.6	
18	41BTB18	1210	3.140	2.879	1 1/4	1	2 3/8	B	0.9	0.6	
19	41BTB19	1210	3.300	3.038	1 1/4	1	2 1/2	B	1.1	0.6	
20	41BTB20	1610	3.460	3.196	1 1/2	1	2 3/8*	B	1.1	0.9	
21	41BTB21	1610	3.620	3.355	1 1/2	1	3*	B	1.2	0.9	
22	41BTB22	1610	3.780	3.513	1 1/2	1	3	B	1.3	0.9	
23	41BTB23	1610	3.940	3.672	1 1/2	1	3	B	1.4	0.9	
24	41BTB24	1610	4.100	3.831	1 1/2	1	3	B	1.4	0.9	
25	41BTB25	1610	4.260	3.989	1 1/2	1	3	B	1.5	0.9	
26	41BTB26	1610	4.420	4.148	1 1/2	1	3	B	1.5	0.9	
28	41BTB28	1610	4.740	4.466	1 1/2	1	3	B	1.7	0.9	
30	41BTB30	1610	5.060	4.783	1 1/2	1	3	B	1.8	0.9	
32	41BTB32	1610	5.380	5.101	1 1/2	1	3	B	1.9	0.9	
35	41BTB35	1610	5.860	5.578	1 1/2	1	3	B	2.3	0.9	
36	41BTB36	1610	6.020	5.737	1 1/2	1	3	B	2.4	0.9	
40	41BTB40	1610	6.650	6.373	1 1/2	1	3	B	2.7	0.9	
45	41BTB45	1610	7.450	7.168	1 1/2	1	3	B	3.5	0.9	
48	41BTB48	1610	7.930	7.645	1 1/2	1	3	B	4.1	0.9	
54	41BTB54	1610	8.880	8.599	1 1/2	1	3	B	4.9	0.9	
60	41BTB60	1610	9.840	9.554	1 1/2	1	3	B	5.7	0.9	
70	41BTB70	1610	11.430	11.145	1 1/2	1	3	B	7.4	0.9	
72	41BTB72	1610	11.750	11.463	1 1/2	1	3	B	8.2	0.9	
80	41BTB80	1610	13.030	12.736	1 1/2	1	3	B	9.6	0.9	
96	41BTB96	1610	15.570	15.282	1 1/2	1	3	B	13.1	0.9	

\* Has recessed groove in hub for chain clearance.

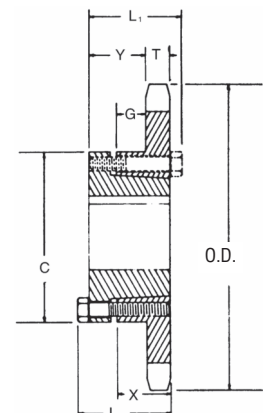


**TAPER BUSHED  
TYPE B**



### Single - Type QD

No. Teeth	Catalog Number	Bushing	Diameters		Type	Max. Bore	Dimensions							Weight Lbs. (Approx.)	
			Outside Diameter	Pitch Diameter			L <sub>1</sub>	L <sub>2</sub>	C	Y	G	X	T	With Hub	Rim Only
15	41JA15	JA	2.650	2.405	B	1 1/4	1 1/8	1 1/8	2 1/16	9/64	3/64	3/8	.227	1.22	0.32
16	41JA16	JA	2.810	2.563	B	1 1/4	1 1/8	1 1/8	2 1/16	9/64	3/64	3/8	.227	1.30	0.40
17	41JA17	JA	2.980	2.721	B	1 1/4	1 1/8	1 1/8	2 1/16	9/64	3/64	3/8	.227	1.40	0.50
18	41JA18	JA	3.140	2.879	B	1 1/4	1 1/8	1 1/8	2 1/16	9/64	3/64	3/8	.227	1.50	0.60
19	41JA19	JA	3.300	3.038	B	1 1/4	1 1/8	1 1/8	2 1/16	9/64	3/64	3/8	.227	1.58	0.68
20	41SH20	SH	3.460	3.196	B	1 1/2	1 1/8	1 1/8	2 1/16	1/32	3/64	3/16	.227	1.78	0.78
21	41SH21	SH	3.620	3.355	B	1 1/2	1 1/8	1 1/8	2 1/16	1/32	3/64	3/16	.227	1.82	0.82
22	41SH22	SH	3.780	3.513	B	1 1/2	1 1/8	1 1/8	2 1/16	1/32	3/64	3/16	.227	2.06	1.06
23	41SH23	SH	3.940	3.672	B	1 1/2	1 1/8	1 1/8	2 1/16	1/32	3/64	3/16	.227	2.14	1.14
24	41SH24	SH	4.100	3.831	B	1 1/2	1 1/8	1 1/8	2 1/16	1/32	3/64	3/16	.227	2.16	1.16
25	41SH25	SH	4.260	3.989	B	1 1/2	1 1/8	1 1/8	2 1/16	1/32	3/64	3/16	.227	2.22	1.22
26	41SH26	SH	4.420	4.148	B	1 1/2	1 1/8	1 1/8	2 1/16	1/32	3/64	3/16	.227	2.26	1.26
27	41SH27	SH	4.580	4.307	B	1 1/2	1 1/8	1 1/8	2 1/16	1/32	3/64	3/16	.227	2.40	1.40
28	41SH28	SH	4.740	4.466	B	1 1/2	1 1/8	1 1/8	2 1/16	1/32	3/64	3/16	.227	2.54	1.54
30	41SH30	SH	5.060	4.783	B	1 1/2	1 1/8	1 1/8	2 1/16	1/32	3/64	3/16	.227	2.58	1.58
32	41SH32	SH	5.380	5.101	B	1 1/2	1 1/8	1 1/8	2 1/16	1/32	3/64	3/16	.227	2.68	1.68
35	41SH35	SH	5.860	5.578	B	1 1/2	1 1/8	1 1/8	2 1/16	1/32	3/64	3/16	.227	2.79	1.79
36	41SDS36	SDS	6.020	5.737	B	2	1 1/2	1 1/2	3 1/16	1/32	1/32	3/8	.227	2.92	1.92
40	41SDS40	SDS	6.650	6.373	B	2	1 1/2	1 1/2	3 1/16	1/32	1/32	3/8	.227	3.32	2.32
42	41SDS42	SDS	6.970	6.691	B	2	1 1/2	1 1/2	3 1/16	1/32	1/32	3/8	.227	3.44	2.44
45	41SDS45	SDS	7.450	7.168	B	2	1 1/2	1 1/2	3 1/16	1/32	1/32	3/8	.227	3.76	2.76
48	41SDS48	SDS	7.930	7.645	B	2	1 1/2	1 1/2	3 1/16	1/32	1/32	3/8	.227	4.36	3.36
54	41SDS54	SDS	8.890	8.599	B	2	1 1/2	1 1/2	3 1/16	1/32	1/32	3/8	.227	4.98	3.98
60	41SDS60	SDS	9.840	9.554	B	2	1 1/2	1 1/2	3 1/16	1/32	1/32	3/8	.227	6.54	5.54
70	41SK70	SK	11.430	11.145	B	2 1/2	2 1/2	2 1/2	3 3/8	1 1/4	1 1/2	1 1/4	.227	9.42	7.42
72	41SK72	SK	11.750	11.463	B	2 1/2	2 1/2	2 1/2	3 3/8	1 1/4	1 1/2	1 1/4	.227	10.02	8.02
80	41SK80	SK	13.030	12.736	B	2 1/2	2 1/2	2 1/2	3 3/8	1 1/4	1 1/2	1 1/4	.227	11.64	9.64
84	41SK84	SK	13.660	13.372	B	2 1/2	2 1/2	2 1/2	3 3/8	1 1/4	1 1/2	1 1/4	.227	12.40	10.40
96	41SK96	SK	15.570	15.281	B	2 1/2	2 1/2	2 1/2	3 3/8	1 1/4	1 1/2	1 1/4	.227	14.82	12.82
112	41SK112	SK	18.120	17.828	B	2 1/2	2 1/2	2 1/2	3 3/8	1 1/4	1 1/2	1 1/4	.227	19.28	17.28




**QD — TYPE B**



# No. 40

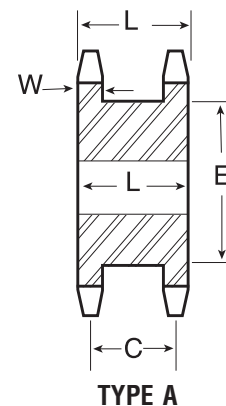
## 1/2" Pitch

# All Steel Stock Sprockets



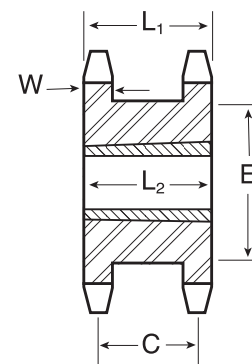
### Double Single - Type A — Steel

No. Teeth	Catalog Number	Diameters		Type	Min. Bore	Max. Bore	Dimensions					Wt. Lbs. (Approx.)
		Outside Diameter	Pitch Diameter				L	C	E	w Nom.		
15	DS40A15	2.650	2.405	A	1/2	1 1/4	1 1/2	1 1/2	1 13/16	.284	1.2	
16	DS40A16	2.810	2.563	A	1/2	1 1/4	1 1/2	1 1/2	2	.284	1.4	
17	DS40A17	2.980	2.721	A	1/2	1 1/8	1 1/2	1 1/2	2 1/8	.284	1.6	
18	DS40A18	3.140	2.879	A	1/2	1 1/2	1 1/2	1 1/2	2 5/16	.284	1.8	
19	DS40A19	3.300	3.038	A	5/8	1 11/16	1 1/2	1 1/2	2 1/2	.284	2.2	
20	DS40A20	3.460	3.196	A	5/8	1 3/4	1 1/2	1 1/2	2 5/8	.284	2.6	
21	DS40A21	3.620	3.355	A	5/8	1 3/4	1 1/2	1 1/2	2 5/8	.284	2.9	
22	DS40A22	3.780	3.513	A	5/8	1 7/8	1 1/2	1 1/2	2 7/8	.284	3.0	
23	DS40A23	3.940	3.672	A	5/8	2 1/8	1 1/2	1 1/2	3 1/8	.284	3.5	
24	DS40A24	4.100	3.831	A	5/8	2 1/4	1 1/2	1 1/2	3 1/4	.284	4.0	
25	DS40A25	4.260	3.989	A	5/8	2 1/2	1 1/2	1 1/2	3 3/8	.284	4.5	



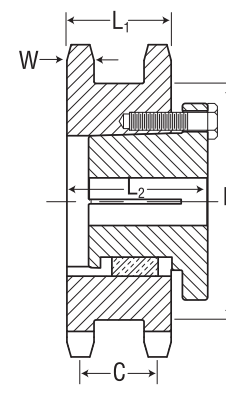
### Double Single - Taper Bushed — Steel

No. Teeth	Catalog Number	Bushing Size	Diameters		Min. Bore	Max. Bore	Type	Dimensions					Wt. Rim Only
			Outside Diameter	Pitch Diameter				L <sub>1</sub>	C	E	L <sub>2</sub>	w Nom.	
18	DS40ATB18H	1215	3.140	2.879	1/2	1 1/4	A	1 1/2	1 1/2	2 5/16	1 1/2	.284	1.0
19	DS40ATB19H	1215	3.300	3.038	1/2	1 1/4	A	1 1/2	1 1/2	2 1/2	1 1/2	.284	1.1
20	DS40ATB20H	1215	3.460	3.196	1/2	1 1/4	A	1 1/2	1 1/2	2 5/8	1 1/2	.284	1.3
21	DS40ATB21H	1615	3.620	3.355	1/2	1 1/2	A	1 1/2	1 1/2	2 5/8	1 1/2	.284	1.3
23	DS40ATB23H	1615	3.940	3.672	1/2	1 1/2	A	1 1/2	1 1/2	3 1/8	1 1/2	.284	1.5
24	DS40ATB24H	1615	4.100	3.831	1/2	1 1/2	A	1 1/2	1 1/2	3 3/8	1 1/2	.284	1.7



### Double Single - MST® — Steel

No. Teeth	Catalog Number	Bushing Size	Diameters		Min. Bore	Max. Bore	Type	Dimensions					Wt. Rim Only
			Outside Diameter	Pitch Diameter				L <sub>1</sub>	C	E	L <sub>2</sub>	w Nom.	
19	DS40H19H	H	3.300	3.038	5/8	1 1/2	BH	1 1/2	1 1/2	2 1/2	2 1/2	.284	1.5
21	DS40H21H	H	3.620	3.355	5/8	1 1/2	BH	1 1/2	1 1/2	2 5/8	2 1/2	.284	2.0
23	DS40P23H	P1	3.940	3.672	1/2	1 1/4	B	1 1/2	1 1/2	3 1/8	2 1/2	.284	2.3
24	DS40P24H	P1	4.100	3.831	1/2	1 1/4	B	1 1/2	1 1/2	3 3/8	2 1/2	.284	2.5



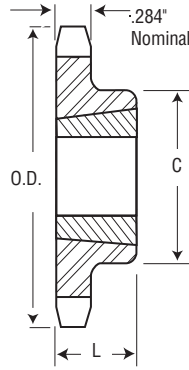

# No. 40

## 1/2" Pitch

# All Steel Stock Sprockets

# Martin

### Single - Taper Bushed with Hardened Teeth



**TAPER BUSHED  
TYPE B**

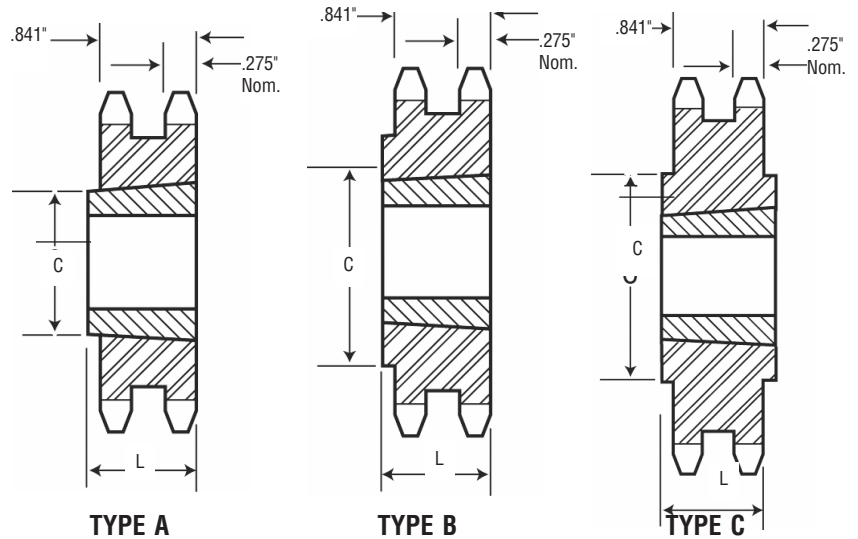

**SABER  
TOOTH®**

No. Teeth	Catalog Number
14	40BTB14H
15	40BTB15H
16	40BTB16H
17	40BTB17H
18	40BTB18H
19	40BTB19H
20	40BTB20H
21	40BTB21H
22	40BTB22H
23	40BTB23H
24	40BTB24H
25	40BTB25H
26	40BTB26H
28	40BTB28H
30	40BTB30H

### Single - Taper Bushed

No. Teeth	Catalog Number	Bushing	Diameters		Max. Bore	Dimensions		Type	Weight Lbs. (Approx.)	
			Outside Diameter	Pitch Diameter		L	C		Rim Only	Bushing Only
14	40BTB14	1008	2.491	2.247	1	3/8	★1 1/16	B	0.3	0.3
15	40BTB15	1008	2.652	2.405	1	3/8	1 1/16	B	0.4	0.3
16	40BTB16	1008	2.814	2.563	1	3/8	1 1/16	B	0.5	0.3
17	40BTB17	1210	2.975	2.721	1 1/4	1	★2 3/8	B	0.5	0.3
18	40BTB18	1210	3.135	2.879	1 1/4	1	★2 7/32	B	0.6	0.6
19	40BTB19	1210	3.296	3.038	1 1/4	1	2 7/32	B	0.7	0.6
20	40BTB20	1610	3.457	3.196	1 1/2	1	★2 9/32	B	0.7	0.9
21	40BTB21	1610	3.617	3.355	1 1/2	1	2 9/32	B	0.8	0.9
22	40BTB22	1610	3.778	3.513	1 1/2	1	2 9/32	B	0.9	0.9
23	40BTB23	1610	3.938	3.672	1 1/2	1	3 3/32	B	1.0	0.9
24	40BTB24	1610	4.098	3.831	1 1/2	1	3 1/4	B	1.4	0.9
25	40BTB25	1610	4.258	3.989	1 1/2	1	3 1/32	B	1.5	0.9
26	40BTB26	1610	4.418	4.148	1 1/2	1	3 1/2	B	1.7	0.9
28	40BTB28	1610	4.738	4.466	1 1/2	1	3 1/2	B	1.8	0.9
30	40BTB30	1610	5.057	4.783	1 1/2	1	3 1/2	B	1.9	0.9
32	40BTB32	1610	5.377	5.101	1 1/2	1	3 1/2	B	1.9	0.9
35	40BTB35	1610	5.855	5.578	1 1/2	1	3 1/2	B	2.3	0.9
36	40BTB36	1610	6.015	5.737	1 1/2	1	3	B	2.4	0.9
40	40BTB40	1610	6.653	6.373	1 1/2	1	3	B	2.8	0.9
42	40BTB42	1610	6.972	6.691	1 1/2	1	3	B	2.9	0.9
45	40BTB45	1610	7.451	7.168	1 1/2	1	3	B	3.5	0.9
48	40BTB48	1610	7.928	7.645	1 1/2	1	3	B	4.0	0.9
54	40BTB54	1610	8.885	8.599	1 1/2	1	3	B	4.9	0.9
60	40BTB60	1610	9.841	9.554	1 1/2	1	3	B	6.0	0.9
70	40BTB70	2012	11.434	11.145	2	1 1/4	3 3/16	B	8.2	1.7
72	40BTB72	2012	11.752	11.463	2	1 1/4	3 3/16	B	9.0	1.7
80	40BTB80	2012	13.026	12.736	2	1 1/4	3 3/16	B	10.8	1.7
84	40BTB84	2012	13.663	13.372	2	1 1/4	3 3/16	B	11.3	1.7
96	40BTB96	2012	15.573	15.282	2	1 1/4	3 3/16	B	14.6	1.7
112	40BTB112	2517	18.122	17.828	2 1/2	1 3/4	4 1/4	B	20.5	1.7

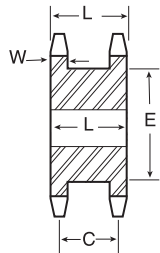
★ Has recessed groove in hub for chain clearance.



## Double - Taper Bushed

No. Teeth	Catalog Number	Bushing	Diameters		Max. Bore	Dimensions		Type	Weight Lbs. (Approx.)	
			Outside Diameter	Pitch Diameter		L	C		Rim Only	Bushing Only
15	D40ATB15H	1008	2.652	2.405	1	3/4	1 1/4	A	0.5	0.3
16	D40ATB16H	1008	2.814	2.563	1	3/4	1 1/4	A	0.6	0.3
17	D40ATB17H	1008	2.975	2.721	1	3/4	1 1/4	A	0.7	0.3
18	D40BTB18H	1210	3.135	2.879	1 1/4	1	2 5/8	B	0.7	0.6
19	D40BTB19H	1210	3.296	3.038	1 1/4	1	2 1/2	B	0.9	0.6
20	D40BTB20H	1610	3.457	3.196	1 1/2	1	2 5/8	B	0.9	0.9
21	D40BTB21H	1610	3.617	3.355	1 1/2	1	2 5/8	B	1.0	0.9
23	D40BTB23H	1610	3.938	3.672	1 1/2	1	3	B	1.3	0.9
25	D40BTB25H	2012	4.258	3.989	2	1 1/4	3 3/32	B	1.6	1.7
30	D40BTB30	2012	5.057	4.783	2	1 1/4	4 1/4	B	3.4	1.7
36	D40BTB36	2012	6.015	5.737	2	1 1/4	5 1/2	B	5.9	1.7
42	D40CTB42	2517	6.972	6.691	2 1/2	1 3/4	4 1/4	C	7.0	3.5
48	D40CTB48	2517	7.928	7.645	2 1/2	1 3/4	4 1/4	C	9.6	3.5
52	D40CTB52	2517	8.566	8.281	2 1/2	1 3/4	4 1/4	C	11.4	3.5
60	D40CTB60	2517	9.841	9.554	2 1/2	1 3/4	4 1/4	C	15.4	3.5
68	D40CTB68	2517	11.115	10.826	2 1/2	1 3/4	4 1/4	C	20.5	3.5
76	D40CTB76	2517	12.389	12.099	2 1/2	1 3/4	4 1/4	C	25.7	3.5
84	D40CTB84	2517	13.663	13.372	2 1/2	1 3/4	4 1/4	C	31.6	3.5
95	D40CTB95	2517	15.414	15.122	2 1/2	1 3/4	4 1/4	C	34.1	3.5
102	D40CTB102	2517	16.529	16.236	2 1/2	1 3/4	4 1/4	C	36.8	3.5

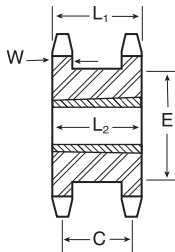
NOTE: Double 40 stock sprockets with 25 teeth or less have hardened teeth. As indicated by H suffix.



**TYPE A**

### Double Single - Type A — Steel

No. Teeth	Catalog Number	Diameters		Type	Min. Bore	Max. Bore	Dimensions				Wt. Lbs. (Approx.)
		Outside Diameter	Pitch Diameter				L	C	E	w Nom.	
15	DS50A15	3.320	3.006	A	3/8	1 1/2	1 3/32	1 1/16	2 3/16	0.343	2.1
16	DS50A16	3.520	3.204	A	3/8	1 1/16	1 3/32	1 1/16	2 3/16	0.343	2.4
17	DS50A17	3.720	3.401	A	3/8	1 1/8	1 3/32	1 1/16	2 1/16	0.343	2.9
18	DS50A18	3.920	3.599	A	3/8	1 1/8	1 3/32	1 1/16	2 3/16	0.343	3.3
19	DS50A19	4.120	3.797	A	3/8	2 1/16	1 3/32	1 1/16	3 3/16	0.343	3.7
20	DS50A20	4.320	3.995	A	3/8	2 1/4	1 3/32	1 1/16	3 3/16	0.343	4.2
21	DS50A21	4.520	4.194	A	3/8	2 1/4	1 3/32	1 1/16	3 3/16	0.343	4.8
22	DS50A22	4.720	4.392	A	3/8	2 1/2	1 3/32	1 1/16	3 1/16	0.343	5.3
23	DS50A23	4.920	4.590	A	3/8	2 5/8	1 3/32	1 1/16	3 5/16	0.343	5.8
24	DS50A24	5.120	4.788	A	3/8	2 3/4	1 3/32	1 1/16	4 1/16	0.343	6.3

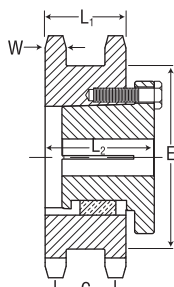


**TAPER BUSH  
TYPE A**

### Double Single - Taper Bushed — Steel

No. Teeth	Catalog Number	Bushing Size	Diameters		Min. Bore	Max. Bore	Type	Dimensions					Wt. Rim Only
			Outside Diameter	Pitch Diameter				L <sub>1</sub>	C	E	L <sub>2</sub>	w Nom.	
16	DS50ATB16H	1215	3.520	3.204	3/8	1 1/8	A	1 3/32	1 1/16	2 3/16	1 1/2	0.343	1.5
17	DS50ATB17H	1615	3.720	3.401	3/8	1 1/8	A	1 3/32	1 1/16	2 1/16	1 1/2	0.343	1.8
18	DS50ATB18H	1615	3.920	3.599	3/8	1 1/8	A	1 3/32	1 1/16	2 5/16	1 1/2	0.343	2.2
19	DS50ATB19H	1615	4.120	3.797	3/8	1 1/8	A	1 3/32	1 1/16	3 3/16	1 1/2	0.343	2.7
20	DS50ATB20H	1615	4.320	3.995	3/8	1 1/8	A	1 3/32	1 1/16	3 3/2	1 1/2	0.343	5.0
21	DS50ATB21H	2012	4.520	4.194	3/8	2	A	1 3/32	1 1/16	3 3/16	1 1/4	0.343	3.3
23	DS50ATB23H	2012	4.920	4.590	3/8	2	A	1 3/32	1 1/16	3 5/16	1 1/4	0.343	3.7
24	DS50ATB24H	2012	5.120	4.788	3/8	2	A	1 3/32	1 1/16	4 1/16	1 1/4	0.343	4.1

Sprockets with "H" suffix have hardened teeth.



**MST  
TYPE B**

### Double Single- MST® — Steel


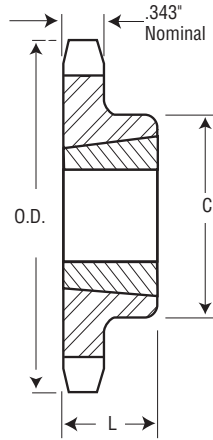
No. Teeth	Catalog Number	Bushing Size	Diameters		Min. Bore	Max. Bore	Type	Dimensions					Wt. Rim Only
			Outside Diameter	Pitch Diameter				L <sub>1</sub>	C	E	L <sub>2</sub>	w Nom.	
17	DS50H17H	H	3.720	3.401	3/8	1 1/2	BH	1 3/32	1 1/16	2 1/16	2 3/2	0.343	2.3
19	DS50P19H	P1	4.120	3.797	3/8	1 3/4	B	1 3/32	1 1/16	3 3/16	2 1/2	0.343	2.8
21	DS50P21H	P1	4.520	4.194	3/8	1 3/4	B	1 3/32	1 1/16	3 3/16	2 1/2	0.343	3.8
23	DS50P23H	P1	4.920	4.590	3/8	1 3/4	B	1 3/32	1 1/16	3 5/16	2 1/2	0.343	4.6
24	DS50P24H	P1	5.120	4.788	3/8	1 3/4	B	1 3/32	1 1/16	4 1/16	2 1/2	0.343	5.0

Sprockets with "H" suffix have hardened teeth.

### Single - Taper Bushed with Hardened Teeth

No. Teeth	Catalog Number
12	50BTB12H
13	50BTB13H
14	50BTB14H
15	50BTB15H
16	50BTB16H
17	50BTB17H
18	50BTB18H
19	50BTB19H
20	50BTB20H
21	50BTB21H
22	50BTB22H
23	50BTB23H
24	50BTB24H
25	50BTB25H
26	50BTB26H
27	50BTB27H
28	50BTB28H
30	50BTB30H

**SABER  
TOOTH®**



TYPE B

### Single - Taper Bushed


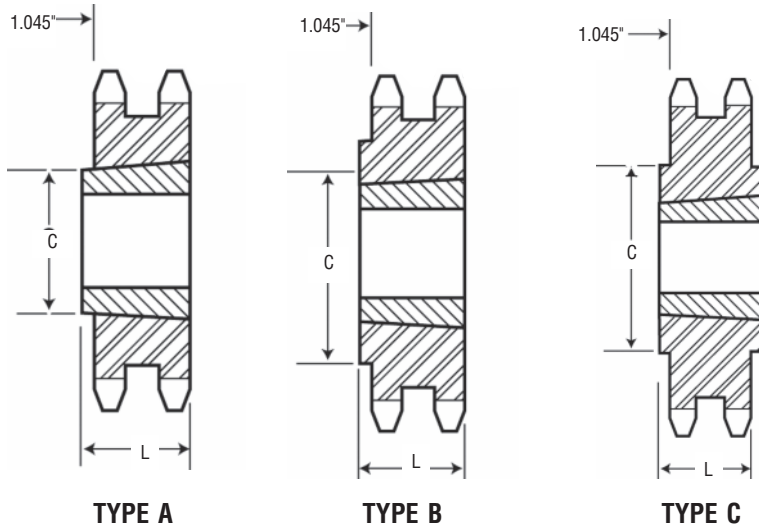
No. Teeth	Catalog Number	Bushing	Diameter		Max. Bore	Dimensions		Type	Weight Lbs. (Approx.)	
			Outside Diameter	Pitch Diameter		L	C		Rim Only	Bushing Only
12	50BTB12	1008	2.708	2.415	1	3/8	1 1/16**	B	0.5	0.3
13	50BTB13	1008	2.911	2.612	1	3/8	1 1/16	B	0.5	0.3
14	50BTB14	1008	3.113	2.809	1	3/8	1 1/16	B	0.6	0.3
15	50BTB15	1210	3.315	3.006	1 1/4	1	2 3/16**	B	0.7	0.6
16	50BTB16	1610	3.517	3.204	1 1/2	1	2 3/16**	B	0.7	0.9
17	50BTB17	1610	3.719	3.401	1 1/2	1	2 3/16**	B	0.8	0.9
18	50BTB18	1610	3.920	3.599	1 1/2	1	2 3/16	B	0.9	0.9
19	50BTB19	1610	4.120	3.797	1 1/2	1	3	B	1.3	0.9
20	50BTB20	1610	4.321	3.995	1 1/2	1	3 1/4	B	1.6	0.9
21	50BTB21	1610	4.522	4.193	1 1/2	1	3 1/2	B	1.5	0.9
22	50BTB22	1610	4.722	4.392	1 1/2	1	3 3/4	B	1.6	0.9
23	50BTB23	2012	4.922	4.590	2	1 1/4	3 3/8	B	2.0	1.7
24	50BTB24	2012	5.122	4.788	2	1 1/4	4	B	2.2	1.7
25	50BTB25	2012	5.322	4.987	2	1 1/4	4	B	2.4	1.7
26	50BTB26	2012	5.522	5.185	2	1 1/4	4	B	2.5	1.7
27	50BTB27	2012	5.723	5.384	2	1 1/4	4	B	2.6	1.7
28	50BTB28	2012	5.922	5.582	2	1 1/4	4	B	2.8	1.7
30	50BTB30	2012	6.321	5.979	2	1 1/4	3 3/8	B	3.2	1.7
32	50BTB32	2012	6.721	6.376	2	1 1/4	3 3/8	B	3.6	1.7
35	50BTB35	2012	7.319	6.972	2	1 1/4	3 3/8	B	4.2	1.7
36	50BTB36	2012	7.519	7.171	2	1 1/4	3 3/8	B	4.3	1.7
40	50BTB40	2012	8.316	7.966	2	1 1/4	3 3/8	B	5.2	1.7
42	50BTB42	2012	8.715	8.363	2	1 1/4	3 3/8	B	5.9	1.7
45	50BTB45	2012	9.313	8.960	2	1 1/4	3 3/8	B	6.5	1.7
48	50BTB48	2012	9.911	9.556	2	1 1/4	3 3/8	B	7.3	1.7
54	50BTB54	2012	11.106	10.749	2	1 1/4	3 3/8	B	9.0	1.7
60	50BTB60	2012	12.301	11.942	2	1 1/4	3 3/8	B	10.8	1.7
70	50BTB70	2517	14.292	13.931	2 1/2	1 1/4	4 1/4	B	14.0	3.5
72	50BTB72	2517	14.690	14.329	2 1/2	1 1/4	4 1/4	B	15.5	3.5
80	50BTB80	2517	16.282	15.920	2 1/2	1 1/4	4 1/4	B	19.5	3.5
84	50BTB84	2517	17.079	16.715	2 1/2	1 1/4	4 1/4	B	22.5	3.5
96	50BTB96	2517	19.466	19.102	2 1/2	1 1/4	4 1/4	B	29.0	3.5
112	50BTB112	2517	22.651	22.285	2 1/2	1 1/4	4 1/4	B	38.7	3.5

\*\* Has recessed groove in hub for chain clearance.

# No. 50-2

## 5/8" Pitch

# All Steel Stock Sprockets



### Double - Taper Bushed

No. Teeth	Catalog Number	Bushing	Diameter		Max. Bore	Dimensions		Type	Weight Lbs. (Approx.)	
			Outside Diameter	Pitch Diameter		L	C		Rim Only	Bushing Only
14	D50ATB14H	1008	3.113	2.809	1	3/8	—	A	0.8	0.3
15	D50ATB15H	1210	3.315	3.006	1 1/4	1	—	A	0.9	0.6
16	D50ATB16H	1210	3.517	3.204	1 1/4	1	—	A	1.1	0.6
17	D50ATB17H	1610	3.719	3.410	1 1/2	1	—	A	1.1	0.6
18	D50ATB18H	1610	3.920	3.599	1 1/2	1	—	A	1.3	0.9
19	D50ATB19H	1610	4.120	3.797	1 1/2	1	—	A	1.6	0.9
20	D50BTB20H	2012	4.321	3.995	2	1 1/4	3 3/4	B	1.5	1.7
21	D50BTB21H	2012	4.522	4.193	2	1 1/4	3 1/2	B	1.9	1.7
25	D50BTB25H	2012	5.322	4.987	2	1 1/4	4 1/2	B	3.8	1.7
30	D50BTB30	2517	6.321	5.979	2 1/2	1 1/4	5 3/2	B	7.5	3.5
36	D50CTB36	2517	7.519	7.171	2 1/2	1 1/4	4 1/4	C	9.4	3.5
42	D50CTB42	2517	8.715	8.363	2 1/2	1 1/4	4 1/4	C	13.4	3.5
48	D50CTB48	2517	9.911	9.556	2 1/2	1 1/4	4 1/4	C	18.6	3.5
52	D50CTB52	2517	10.707	10.351	2 1/2	1 1/4	4 1/4	C	22.2	3.5
60	D50CTB60	2517	12.301	11.942	2 1/2	1 1/4	4 1/4	C	30.3	3.5
68	D50CTB68	2517	13.893	13.533	2 1/2	1 1/4	4 1/4	C	39.4	3.5
76	D50CTB76	2517	15.486	15.124	2 1/2	1 1/4	4 1/4	C	41.2	3.5
84	D50CTB84	2517	17.079	16.715	2 1/2	1 1/4	4 1/4	C	45.3	3.5
95	D50CTB95	2517	19.267	18.903	2 1/2	1 1/4	4 1/4	C	58.8	3.5
102	D50CTB102	2517	20.661	20.295	2 1/2	1 1/4	4 1/4	C	67.1	3.5

NOTE: Double 50 stock sprockets with 25 teeth or less have hardened teeth, as indicated by H suffix.

# No. 60

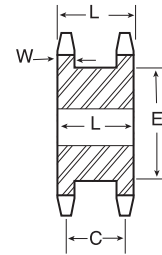
## 3/4" Pitch

# All Steel Stock Sprockets



### Double Single - Type A — Steel

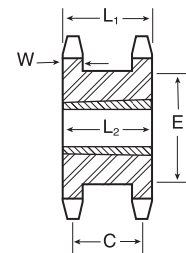
No. Teeth	Catalog Number	Diameters		Type	Min. Bore	Max. Bore	Dimensions				Wt. Lbs. (Approx.)
		Outside Diameter	Pitch Diameter				L	C	E	w Nom.	
13	DS60A13	3.490	3.134	A	3/8	1 1/4	1 1/16	1 3/4	2 1/32	0.459	2.6
14	DS60A14	3.740	3.371	A	3/8	1 1/8	1 1/16	1 3/4	2 3/16	0.459	3.2
15	DS60A15	3.980	3.607	A	3/8	1 1/2	1 1/16	1 3/4	2 1/2	0.459	3.8
16	DS60A16	4.220	3.844	A	3/8	1 1/16	1 1/16	1 3/4	3 3/4	0.459	4.5
17	DS60A17	4.460	4.082	A	3/8	1 1/4	1 1/16	1 3/4	3 1/4	0.459	5.3
18	DS60A18	4.700	4.319	A	3/8	1 1/8	1 1/16	1 3/4	3 1/2	0.459	6.5
19	DS60A19	4.950	4.557	A	3/8	2 1/16	1 1/16	1 3/4	3 3/4	0.459	6.8
20	DS60A20	5.190	4.794	A	3/8	2 1/4	1 1/16	1 3/4	3 3/4	0.459	7.0
21	DS60A21	5.430	5.032	A	3/8	2 3/4	1 1/16	1 3/4	4 1/16	0.459	7.5
22	DS60A22	5.670	5.270	A	3/8	2 3/4	1 1/16	1 3/4	4 1/16	0.459	11.0
23	DS60A23	5.910	5.508	A	3/8	2 3/4	1 1/16	1 3/4	4 21/32	0.459	11.5
24	DS60A24	6.150	5.749	A	3/8	2 3/4	1 1/16	1 3/4	4 3/8	0.459	12.0



TYPE A

### Double Single - Taper Bushed — Steel

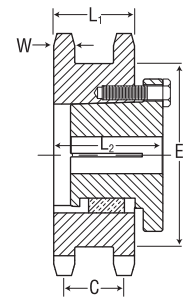
No. Teeth	Catalog Number	Bushing Size	Diameters		Min. Bore	Max. Bore	Type	Dimensions				Wt. Rim Only	
			Outside Diameter	Pitch Diameter				L <sub>1</sub>	C	E	L <sub>2</sub>		w Nom.
16	DS60ATB16H	1615	4.220	3.844	1/2	1 1/8	A	1 1/16	1 3/4	2 3/4	1 1/2	0.459	4.5
17	DS60ATB17H	1615	4.460	4.002	1/2	1 1/8	A	1 1/16	1 3/4	3 1/2	1 1/2	0.459	4.5
18	DS60ATB18H	2012	4.700	4.319	1/2	2	A	1 1/16	1 3/4	3 1/2	1 1/4	0.459	5.0
19	DS60ATB19H	2012	4.950	4.557	1/2	2	A	1 1/16	1 3/4	3 3/4	1 1/4	0.459	5.8
20	DS60ATB20H	2517	5.190	4.794	1/2	2 1/2	A	1 1/16	1 3/4	3 3/4	1 1/4	0.459	5.6
21	DS60ATB21H	2517	5.430	5.032	1/2	2 1/2	A	1 1/16	1 3/4	4 1/16	1 1/4	0.459	6.4
23	DS60ATB23H	2517	5.910	5.508	1/2	2 1/2	A	1 1/16	1 3/4	4 3/4	1 1/4	0.459	7.3
24	DS60ATB24H	2517	6.150	5.746	1/2	2 1/2	A	1 1/16	1 3/4	4 3/2	1 1/4	0.459	8.2



TAPER BUSH TYPE A

### Double Single - MST® — Steel

No. Teeth	Catalog Number	Bushing Size	Diameters		Min. Bore	Max. Bore	Type	Dimensions				Wt. Rim Only	
			Outside Diameter	Pitch Diameter				L <sub>1</sub>	C	E	L <sub>2</sub>		w Nom.
17	DS60P17H	P1	4.460	4.002	1/2	1 1/4	B	1 1/16	1 3/4	3 1/2	1 1/16	0.459	3.9
19	DS60P19H	P1	4.950	4.557	1/2	1 3/4	B	1 1/16	1 3/4	3 3/4	1 1/16	0.459	5.3
21	DS60Q21H	Q1	5.430	5.032	3/4	2 1/16	B	1 1/16	1 3/4	4 1/16	2 1/2	0.459	5.4
22	DS60Q22H	Q1	5.670	5.270	3/4	2 1/16	B	1 1/16	1 3/4	4 3/4	2 1/2	0.459	6.2
23	DS60Q23H	Q1	5.910	5.508	3/4	2 1/16	B	1 1/16	1 3/4	4 3/4	2 1/2	0.459	6.9
24	DS60Q24H	Q1	6.150	5.746	3/4	2 1/16	B	1 1/16	1 3/4	4 3/2	2 1/2	0.459	7.6



MST TYPE B

# No. 60

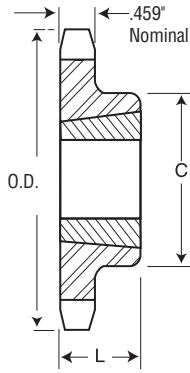
## 3/4" Pitch

# All Steel Stock Sprockets


### Single - Taper Bushed with Hardened Teeth

No. Teeth	Catalog Number
11	60BTB11H
12	60BTB12H
13	60BTB13H
14	60BTB14H
15	60BTB15H
16	60BTB16H
17	60BTB17H
18	60BTB18H
19	60BTB19H
20	60BTB20H
21	60BTB21H
22	60BTB22H
23	60BTB23H
24	60BTB24H
25	60BTB25H
26	60BTB26H
27	60BTB27H
28	60BTB28H
30	60BTB30H

**SABER  
TOOTH®**



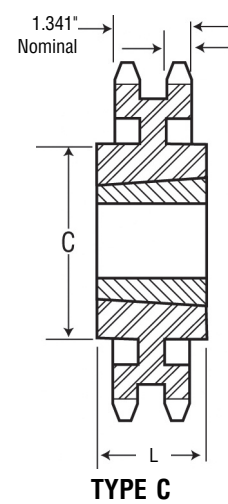
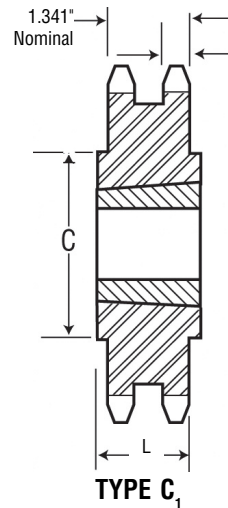
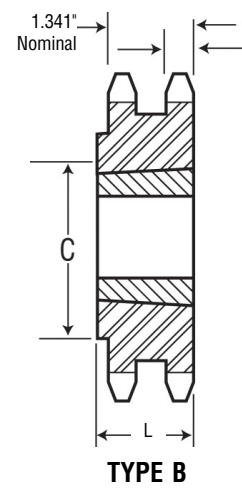
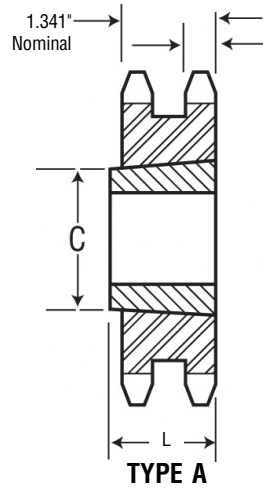

**TAPER BUSH  
TYPE B**



### Single - Taper Bushed

No. Teeth	Catalog Number	Bushing	Diameters		Max. Bore	Dimensions		Type	Weight Lbs. (Approx.)	
			Outside Diameter	Pitch Diameter		L	C		Rim Only	Bushing Only
11	60BTB11	1008	3.004	2.662	1	3/8	1 1/16	B	0.6	0.3
12	60BTB12	1008	3.249	2.898	1	3/8	1 1/16	B	0.8	0.3
13	60BTB13	1210	3.493	3.134	1 1/4	1	2 1/32★	B	0.8	0.6
14	60BTB14	1210	3.736	3.371	1 1/4	1	2 9/32	B	1.0	0.6
15	60BTB15	1610	3.979	3.607	1 1/2	1	2 5/32	B	1.0	0.9
16	60BTB16	1610	4.221	3.844	1 1/2	1	3	B	1.4	0.9
17	60BTB17	1610	4.462	4.082	1 1/2	1	3 1/4	B	1.8	0.9
18	60BTB18	1610	4.704	4.319	1 1/2	1	3 1/2	B	1.9	0.9
19	60BTB19	1610	4.945	4.557	1 1/2	1	3 3/4	B	2.2	0.9
20	60BTB20	2012	5.185	4.794	2	1 1/4	3 5/16	B	2.2	1.7
21	60BTB21	2012	5.426	5.032	2	1 1/4	4	B	2.5	1.7
22	60BTB22	2012	5.666	5.270	2	1 1/4	4	B	2.8	1.7
23	60BTB23	2012	5.907	5.508	2	1 1/4	4	B	3.1	1.7
24	60BTB24	2012	6.147	5.746	2	1 1/4	3 3/8	B	3.4	1.7
25	60BTB25	2012	6.387	5.984	2	1 1/4	3 3/8	B	3.7	1.7
26	60BTB26	2012	6.627	6.222	2	1 1/4	3 3/8	B	4.0	1.7
27	60BTB27	2012	6.867	6.416	2	1 1/4	3 3/8	B	4.2	1.7
28	60BTB28	2012	7.107	6.699	2	1 1/4	3 3/8	B	4.6	1.7
30	60BTB30	2012	7.586	7.175	2	1 1/4	3 3/8	B	5.2	1.7
32	60BTB32	2012	8.065	7.652	2	1 1/4	3 3/8	B	5.6	1.7
35	60BTB35	2012	8.783	8.367	2	1 1/4	3 3/8	B	6.4	1.7
36	60BTB36	2012	9.022	8.605	2	1 1/4	3 3/8	B	6.6	1.7
40	60BTB40	2012	9.980	9.559	2	1 1/4	3 3/8	B	8.3	1.7
42	60BTB42	2012	10.458	10.036	2	1 1/4	3 3/8	B	10.0	1.7
45	60BTB45	2012	11.175	10.752	2	1 1/4	3 3/8	B	11.5	1.7
48	60BTB48	2012	11.893	11.467	2	1 1/4	3 3/8	B	13.2	1.7
54	60BTB54	2517	13.327	12.899	2 1/2	1 3/4	4 1/4	B	17.1	3.5
60	60BTB60	2517	14.761	14.330	2 1/2	1 3/4	4 1/4	B	21.0	3.5
70	60BTB70	2517	17.150	16.717	2 1/2	1 3/4	4 1/4	B	27.6	3.5
72	60BTB72	2517	17.628	17.194	2 1/2	1 3/4	4 1/4	B	30.0	3.5
80	60BTB80	2517	19.539	19.103	2 1/2	1 3/4	4 1/4	B	36.3	3.5
84	60BTB84	2517	20.494	20.058	2 1/2	1 3/4	4 1/4	B	40.6	3.5

★ Has recessed groove in hub for chain clearance.



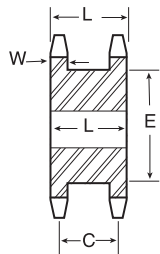
## Double - Taper Bushed

No. Teeth	Catalog Number	Bushing	Diameters		Max. Bore	Dimensions			Weight Lbs. (Approx.)	
			Outside Diameter	Pitch Diameter		L	C	Type	Rim Only	Bushing Only
13	D60TB13H	1215	3.493	3.134	1 1/4	1 1/2	2 3/4	B	1.2	1.6
14	D60TB14H	1215	3.736	3.371	1 1/4	1 1/2	2 3/4	B	1.6	1.7
15	D60TB15H	1615	3.979	3.607	1 1/4	1 1/2	2 9/16	B	1.3	1.8
16	D60TB16H	1615	4.221	3.844	1 1/4	1 1/2	3	B	2.2	2.3
17	D60TB17H	1615	4.462	4.082	1 1/4	1 1/2	3 1/4	B	2.5	2.8
18	D60ATB18H	2012	4.704	4.319	2	1 1/4	—	A	3.0	2.4
19	D60ATB19H	2012	4.945	4.557	2	1 1/4	—	A	3.5	2.9
20	D60TB20H	2517	5.185	4.794	2 1/2	1 1/4	3 3/4	B	4.0	2.9
21	D60TB21H	2517	5.426	5.032	2 1/2	1 1/4	4 1/16	B	5.0	3.8
25	D60TB25H	2517	6.387	4.984	2 1/2	1 1/4	5 3/8	B	7.5	7.4
30	D60TB30	2517	7.586	7.175	2 1/2	1 1/4	6 1/2	B	13.5	13.3
36	D60CTB36	2517	9.022	8.605	2 1/2	1 1/4	4 1/4	C 1	17.5	17.4
42	D60CTB42	2517	10.458	10.036	2 1/2	1 1/4	4 1/4	C 1	25.5	25.0
45	D60CTB45	2517	11.176	10.752	2 1/2	1 1/4	4 1/4	C 1	29.5	29.3
52	D60CTB52	2517	12.849	12.422	2 1/2	1 1/4	4 1/4	C 1	41.0	40.3
60	D60CTB60	2517	14.761	14.330	2 1/2	1 1/4	4 1/4	C	32.5	33.5
68	D60CTB68	2517	16.672	16.240	2 1/2	1 1/4	4 1/4	C	36.5	43.2
76	D60CTB76	3020	18.583	18.149	3	2	5 1/4	C	42.5	47.8
95	D60CTB95	3020	23.121	22.684	3	2	5 1/4	C	48.5	69.8

NOTE: Double 60 stock sprockets with 25 teeth or less have hardened teeth.

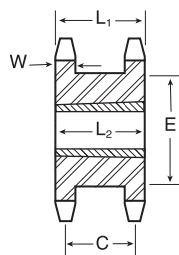


## Double Single - Type A — Steel



**TYPE A**

No. Teeth	Catalog Number	Diameters		Type	Min. Bore	Max. Bore	Dimensions				Wt. (Approx.)
		Outside Diameter	Pitch Diameter				L	C	E	w Nom.	
13	DS80A13	4.660	4.179	A	1	2	2 <sup>3</sup> / <sub>16</sub>	1 <sup>1</sup> / <sub>2</sub>	3 <sup>3</sup> / <sub>64</sub>	0.575	6.5
14	DS80A14	4.980	4.494	A	1	2 <sup>1</sup> / <sub>2</sub>	2 <sup>3</sup> / <sub>16</sub>	1 <sup>1</sup> / <sub>2</sub>	3 <sup>1</sup> / <sub>32</sub>	0.575	7.7
15	DS80A15	5.300	4.810	A	1	2 <sup>3</sup> / <sub>16</sub>	2 <sup>3</sup> / <sub>16</sub>	1 <sup>1</sup> / <sub>2</sub>	3 <sup>1</sup> / <sub>16</sub>	0.575	9.1
16	DS80A16	5.630	5.126	A	1	2 <sup>1</sup> / <sub>2</sub>	2 <sup>3</sup> / <sub>16</sub>	1 <sup>1</sup> / <sub>2</sub>	4	0.575	9.5
17	DS80A17	5.950	5.442	A	1	2 <sup>3</sup> / <sub>16</sub>	2 <sup>3</sup> / <sub>16</sub>	1 <sup>1</sup> / <sub>2</sub>	4 <sup>1</sup> / <sub>16</sub>	0.575	10.8
18	DS80A18	6.270	5.759	A	1	3 <sup>1</sup> / <sub>2</sub>	2 <sup>3</sup> / <sub>16</sub>	1 <sup>1</sup> / <sub>2</sub>	4 <sup>9</sup> / <sub>64</sub>	0.575	12.1
19	DS80A19	6.590	6.076	A	1	3 <sup>3</sup> / <sub>4</sub>	2 <sup>3</sup> / <sub>16</sub>	1 <sup>1</sup> / <sub>2</sub>	4 <sup>5</sup> / <sub>64</sub>	0.575	12.8
20	DS80A20	6.910	6.392	A	1	3 <sup>1</sup> / <sub>2</sub>	2 <sup>3</sup> / <sub>16</sub>	1 <sup>1</sup> / <sub>2</sub>	5 <sup>1</sup> / <sub>32</sub>	0.575	14.0
21	DS80A21	7.240	6.710	A	1	3 <sup>3</sup> / <sub>4</sub>	2 <sup>3</sup> / <sub>16</sub>	1 <sup>1</sup> / <sub>2</sub>	5 <sup>9</sup> / <sub>32</sub>	0.575	16.5
22	DS80A22	7.560	7.027	A	1	3 <sup>1</sup> / <sub>2</sub>	2 <sup>3</sup> / <sub>16</sub>	1 <sup>1</sup> / <sub>2</sub>	5 <sup>5</sup> / <sub>64</sub>	0.575	18.4
23	DS80A23	7.880	7.344	A	1	3 <sup>1</sup> / <sub>2</sub>	2 <sup>3</sup> / <sub>16</sub>	1 <sup>1</sup> / <sub>2</sub>	6 <sup>1</sup> / <sub>64</sub>	0.575	20.5

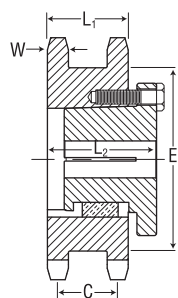


**TAPER BUSH  
TYPE A**

## Double Single - Taper Bushed — Steel

No. Teeth	Catalog Number	Bushing Size	Diameters		Min. Bore	Max. Bore	Type	Dimensions				Wt. Rim Only	
			Outside Diameter	Pitch Diameter				L <sub>1</sub>	C	E	L <sub>2</sub>		w Nom.
17	DS80ATB17H	2517	5.950	5.442	1/2	2 1/2	A	2 3/16	1 1/2	4 3/16	1 1/4	0.575	7.6
18	DS80ATB18H	2517	6.270	5.759	1/2	2 1/2	A	2 3/16	1 1/2	4 1/16	1 1/4	0.575	8.7
19	DS80ATB19H	3020	6.590	6.076	5/16	3	A	2 3/16	1 1/2	4 5/64	2	0.575	9.7
20	DS80ATB20H	3020	6.910	6.392	5/16	3	A	2 3/16	1 1/2	5 1/32	2	0.575	10.0
21	DS80ATB21H	3020	7.240	6.710	5/16	3	A	2 3/16	1 1/2	5 9/32	2	0.575	12.0
22	DS80ATB22H	3020	7.560	7.027	5/16	3	A	2 3/16	1 1/2	5 59/64	2	0.575	13.0
23	DS80ATB23H	3020	7.880	7.344	5/16	3	A	2 3/16	1 1/2	6 1/64	2	0.575	14.5

Sprockets with "H" suffix have hardened teeth.



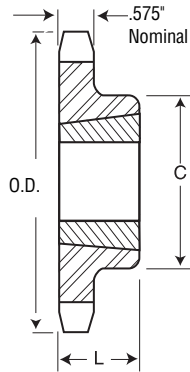
**MST  
TYPE B**

## Double Single - MST® — Steel


No. Teeth	Catalog Number	Bushing Size	Diameters		Min. Bore	Max. Bore	Type	Dimensions				Wt. Rim Only	
			Outside Diameter	Pitch Diameter				L <sub>1</sub>	C	E	L <sub>2</sub>		w Nom.
17	DS80Q17H	Q1	5.950	5.442	3/4	2 1/16	B	2 3/16	1 1/2	4 3/16	3 1/64	0.575	7.2
19	DS80Q19H	Q1	6.590	6.076	3/4	2 1/16	B	2 3/16	1 1/2	4 5/64	3 1/64	0.575	10.5
20	DS80Q20H	Q1	6.910	6.392	3/4	2 1/16	B	2 3/16	1 1/2	5 1/32	3 1/64	0.575	12.2
21	DS80R21H	R1	7.240	6.710	1 1/2	3 3/4	B	2 3/16	1 1/2	5 9/32	3 3/64	0.575	12.8
23	DS80R23H	R1	7.880	7.344	1 1/2	3 3/4	B	2 3/16	1 1/2	6 1/64	3 3/64	0.575	13.3

Sprockets with "H" suffix have hardened teeth.

## Single - Taper Bushed with Hardened Teeth



TYPE B



No. Teeth	Catalog Number
10	80BTB10H
11	80BTB11H
12	80BTB12H
13	80BTB13H
14	80BTB14H
15	80BTB15H
16	80BTB16H
17	80BTB17H
18	80BTB18H
19	80BTB19H
20	80BTB20H
21	80BTB21H
22	80BTB22H
23	80BTB23H
24	80BTB24H
25	80BTB25H
26	80BTB26H
27	80BTB27H
28	80BTB28H
30	80BTB30H

**S  
A  
B  
E  
R  
T  
O  
O  
T<sup>®</sup>**


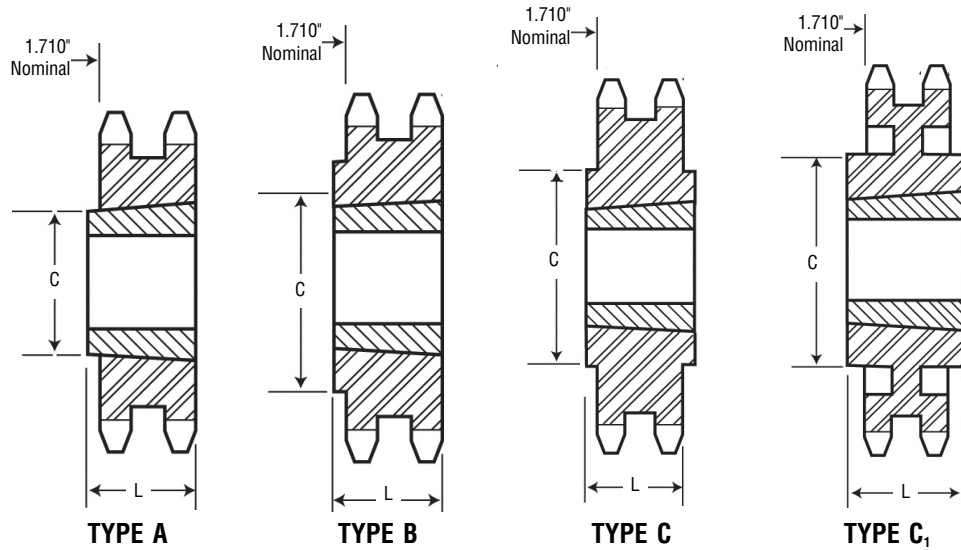
## Single - Taper Bushed

No. Teeth	Catalog Number	Bushing	Diameter		Max. Bore	Dimensions		Type	Weight Lbs. (Approx.)	
			Outside Diameter	Pitch Diameter		L	C		Rim Only	Bushing Only
10	80BTB10	1215	3.678	3.236	1½	1½	2½★★	B	1.1	0.8
11	80BTB11	1215	4.006	3.549	1½	1½	2½½★★	B	1.5	0.8
12	80BTB12	1615	4.332	3.864	1½	1½	3★★	B	1.8	1.2
13	80BTB13	1615	4.657	4.179	1½	1½	3	B	2.3	1.2
14	80BTB14	1615	4.982	4.494	1½	1½	3½/2	B	2.5	1.2
15	80BTB15	1615	5.305	4.810	1½	1½	3½	B	2.7	1.2
16	80BTB16	2012	5.627	5.126	2	1½	4	B	2.8	1.7
17	80BTB17	2012	5.950	5.442	2	1½	4	B	3.1	1.7
18	80BTB18	2012	6.271	5.759	2	1½	3¾	B	2.6	1.7
19	80BTB19	2012	6.593	6.076	2	1½	3¾	B	4.1	1.7
20	80BTB20	2517	6.914	6.392	2½	1½	4¼	B	5.5	1.7
21	80BTB21	2517	7.235	6.710	2½	1¾	4¼	B	6.0	3.5
22	80BTB22	2517	7.555	7.027	2½	1¾	4¼	B	6.5	3.5
23	80BTB23	2517	7.875	7.344	2½	1¾	4¼	B	7.0	3.5
24	80BTB24	2517	8.196	7.661	2½	1¾	4¼	B	7.5	3.5
25	80BTB25	2517	8.516	7.979	2½	1¾	4¼	B	8.1	3.5
26	80BTB26	2517	8.836	8.296	2½	1¾	4¼	B	8.8	3.5
27	80BTB27	2517	9.156	8.614	2½	1¾	4¼	B	9.0	3.5
28	80BTB28	2517	9.475	8.931	2½	1¾	4¼	B	9.5	3.5
30	80BTB30	2517	10.114	9.567	2½	1¾	4¼	B	11.5	3.5
32	80BTB32	2517	10.753	10.202	2½	1¾	4¼	B	12.0	3.5
35	80BTB35	2517	11.711	11.156	2½	1¾	4¼	B	15.2	3.5
36	80BTB36	2517	12.030	11.474	2½	1¾	4¼	B	17.0	3.5
40	80BTB40	2517	13.306	12.746	2½	1¾	4¼	B	21.0	3.5
45	80BTB45	2517	14.901	14.336	2½	1¾	4¼	B	26.5	3.5
48	80BTB48	2517	15.857	15.290	2½	1¾	4¼	B	29.5	3.5
54	80BTB54	2517	17.769	17.198	2½	1¾	4¼	B	38.5	3.5
60	80BTB60	2517	19.681	19.107	2½	1¾	4¼	B	45.0	3.5
70	80BTB70	3020	22.867	22.289	3	2	5¼	B	52.3	6.5
80	80BTB80	3020	26.052	25.471	3	2	5¼	B	69.2	6.5

★★ Has recessed groove in hub for chain clearance.

# No. 80-2 1" Pitch

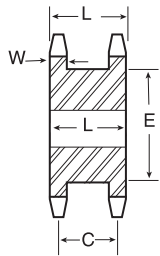

## All Steel Stock Sprockets



### Double - Taper Bushed

No. Teeth	Catalog Number	Bushing	Diameter		Max. Bore	Dimensions			Weight Lbs. (Approx.)	
			Outside Diameter	Pitch Diameter		L	C	Type	Rim Only	Bushing Only
13	D80ATB13H	1615	4.657	4.179	1½	1½	—	A	3.4	1.2
14	D80ATB14H	2012	4.982	4.494	2	1½	—	A	3.5	1.7
15	D80ATB15H	2012	5.305	4.810	2	1½	—	A	4.3	1.7
16	D80ATB16H	2517	5.627	5.126	2½	1¾	3¾	A	3.8	3.5
17	D80ATB17H	2517	5.950	5.442	2½	1¾	3¾	A	5.1	3.5
18	D80ATB18H	2517	6.271	5.759	2½	1¾	3¾	A	6.4	3.5
19	D80BTB19H	3020	6.593	6.076	3	2	5	B	5.6	6.5
20	D80BTB20H	3020	6.914	6.392	3	2	5¼	B	7.1	6.5
21	D80BTB21H	3020	7.235	6.710	3	2	5½	B	8.9	6.5
25	D80BTB25H	3020	8.516	7.979	3	2	6	B	16.5	6.5
30	D80CTB30	3020	10.114	9.567	3	2	5¼	C	25.1	6.5
36	D80CTB36	3020	12.030	11.474	3	2	5¼	C	39.4	6.5
42	D80CTB42	3020	13.944	13.392	3	2	5¼	C	36.4	6.5
45	D80CTB45	3020	14.901	14.336	3	2	5¼	C1	41.4	6.5
52	D80CTB52	3020	17.132	16.562	3	2	5¼	C1	56.2	6.5
60	D80CTB60	3020	19.681	19.107	3	2	5¼	C1	66.3	6.5
68	D80CTB68	3020	22.230	21.653	3	2	5¼	C1	72.0	6.5
76	D80CTB76	3020	24.778	24.198	3	2	5¼	C1	89.1	6.5
95	D80CTB95	3020	30.828	30.245	3	2	5¼	C1	112.0	6.5

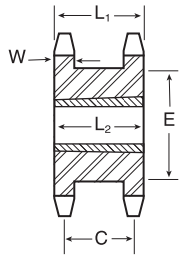
NOTE: Double 80 stock sprockets with 25 teeth or less have hardened teeth, as indicated by H suffix.



**TYPE A**

## Double Single - Type A — Steel

No. Teeth	Catalog Number	Diameters		Type	Min. Bore	Max. Bore	Dimensions				Wt. Lbs. (Approx.)
		Outside Diameter	Pitch Diameter				L	C	E	w Nom.	
13	DS100A13	5.820	5.223	A	1	2 1/2	2 1/16	2	3 3/16	0.692	11.2
14	DS100A14	6.230	5.617	A	1 1/4	2 3/4	2 1/16	2	4 1/16	0.692	13.5
15	DS100A15	6.630	6.012	A	1 1/4	3 1/16	2 1/16	2	4 5/16	0.692	16.8
16	DS100A16	7.030	6.407	A	1 1/4	3 1/2	2 1/16	2	5	0.692	19.3
17	DS100A17	7.440	6.803	A	1 1/4	3 3/4	2 1/16	2	5 5/16	0.692	21.5
18	DS100A18	7.840	7.198	A	1 1/2	3 3/4	2 1/16	2	5 3/4	0.692	23.0
19	DS100A19	8.240	7.595	A	1 1/2	4 1/16	2 1/16	2	6 1/4	0.692	25.0
20	DS100A20	8.640	7.991	A	1 1/2	4 1/4	2 1/16	2	6 3/4	0.692	26.5
21	DS100A21	9.040	8.387	A	1 1/2	5	2 1/16	2	7	0.692	29.0

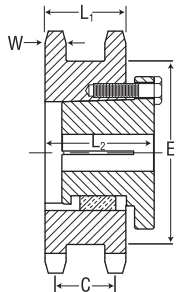


**TAPER BUSH  
TYPE A**

## Double Single - Taper Bushed — Steel

No. Teeth	Catalog Number	Bushing Size	Diameters		Min. Bore	Max. Bore	Type	Dimensions				Wt. Rim Only	
			Outside Diameter	Pitch Diameter				L <sub>1</sub>	C	E	L <sub>2</sub>		w Nom.
15	DS100ATB15H	2517	6.630	6.012	3/4	2 1/2	A	2 1/16	2	4 1/16	1 1/4	0.692	12.5
16	DS100ATB16H	2525	7.030	6.407	3/4	2 1/2	A	2 1/16	2	5	1 1/4	0.692	13.0
17	DS100ATB17H	3020	7.440	6.803	15/16	3	A	2 1/16	2	5 5/16	2	0.692	14.0
18	DS100ATB18H	3020	7.840	7.198	15/16	3	A	2 1/16	2	5 3/4	2	0.692	16.0
19	DS100ATB19H	3020	8.240	7.595	15/16	3	A	2 1/16	2	6 1/4	2	0.692	20.0
20	DS100ATB20H	3020	8.640	7.991	15/16	3	A	2 1/16	2	6 3/4	1 1/4	0.692	27.5
21	DS100ATB21H	3020	9.040	8.387	15/16	3	A	2 1/16	2	7	2	0.692	27.5

Sprockets with "H" suffix have hardened teeth.




**MST  
TYPE B**

## Double Single - MST® — Steel

No. Teeth	Catalog Number	Bushing Size	Diameters		Min. Bore	Max. Bore	Type	Dimensions				Wt. Rim Only	
			Outside Diameter	Pitch Diameter				L <sub>1</sub>	C	E	L <sub>2</sub>		w Nom.
17	DS100R17H	R1	7.440	6.803	1 1/4	3 3/4	B	2 1/16	2	5 5/16	3 7/16	0.692	12.5
19	DS100R19H	R1	8.240	7.595	1 1/4	3 3/4	B	2 1/16	2	6 1/4	3 7/16	0.692	18.8
21	DS100R21H	R1	9.040	8.387	1 1/4	3 3/4	B	2 1/16	2	7	3 7/16	0.692	23.1

Sprockets with "H" suffix have hardened teeth.

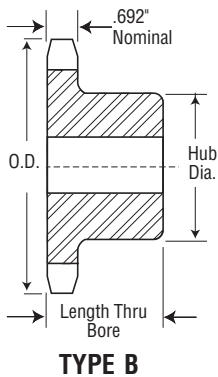
### Single - Taper Bushed with Hardened Teeth



**SABER  
TOOTH®**

No. Teeth	Catalog Number
11	100BTB11H
12	100BTB12H
13	100BTB13H
14	100BTB14H
15	100BTB15H
16	100BTB16H
17	100BTB17H
18	100BTB18H
19	100BTB19H
20	100BTB20H
21	100BTB21H
22	100BTB22H
24	100BTB24H
26	100BTB26H
28	100BTB28H
30	100BTB30H

### Single - Taper Bushed



No. Teeth	Catalog Number	Bushing	Diameter		Max. Bore	Dimensions		Type	Weight Lbs. (Approx.)	
			Outside Diameter	Pitch Diameter		L	C		Rim Only	Bushing Only
11	100BTB11	1615	5.007	4.437	1½	1½	3	B	2.7	1.2
12	100BTB12	1615	5.415	4.830	1½	1½	3¼	B	3.5	1.2
13	100BTB13	2012	5.821	5.223	2	1½	3⅝	B	3.6	1.7
14	100BTB14	2012	6.227	5.617	2	1½	3⅝	B	3.9	1.7
15	100BTB15	2517	6.631	6.012	2½	1½	4¼	B	5.0	3.5
16	100BTB16	2517	7.034	6.407	2½	1½	4¼	B	6.4	3.5
17	100BTB17	2517	7.437	6.803	2½	1½	4¼	B	7.1	3.5
18	100BTB18	2517	7.839	7.198	2½	1½	4¼	B	7.8	3.5
19	100BTB19	2517	8.241	7.594	2½	1½	4¼	B	8.7	3.5
20	100BTB20	2517	8.642	7.991	2½	1½	4¼	B	9.6	3.5
21	100BTB21	2517	9.043	8.387	2½	1½	4¼	B	10.6	3.5
22	100BTB22	2517	9.444	8.783	2½	1½	4¼	B	11.0	3.5
24	100BTB24	2517	10.245	9.577	2½	1½	4¼	B	13.0	3.5
26	100BTB26	2517	11.045	10.370	2½	1½	4¼	B	15.0	3.5
28	100BTB28	3020	11.844	11.164	3	2	5¼	B	16.5	6.5
30	100BTB30	3020	12.643	11.958	3	2	5¼	B	22.0	6.5
32	100BTB32	3020	13.442	12.753	3	2	5¼	B	23.0	6.5
35	100BTB35	3020	14.639	13.945	3	2	5¼	B	28.0	6.5
36	100BTB36	3020	15.038	14.342	3	2	5¼	B	31.0	6.5
40	100BTB40	3020	16.633	15.932	3	2	5¼	B	37.0	6.5
45	100BTB45	3020	18.626	17.919	3	2	5¼	B	46.0	6.5
48	100BTB48	3020	19.821	19.112	3	2	5¼	B	53.0	6.5
54	100BTB54	3020	22.212	21.498	3	2	5¼	B	62.0	6.5
60	100BTB60	3020	24.601	23.884	3	2	5¼	B	72.0	6.5

# No. 120

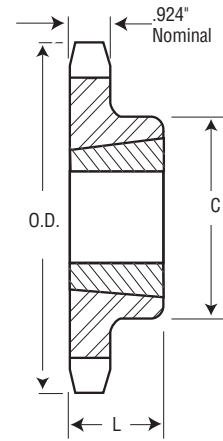
## 1½" Pitch

# All Steel Stock Sprockets



### Single - Taper Bushed

No. Teeth	Catalog Number	Bushing	Diameter		Max. Bore	Dimensions		Type	Weight Lbs. (Approx.)	
			Outside Diameter	Pitch Diameter		L	C		Rim Only	Bushing Only
12	120BTB12	2012	6.498	5.796	2	1¼	3⅞	B	5.5	1.7
13	120BTB13	2517	6.896	6.268	2½	1¼	4¼	B	6.0	3.5
14	120BTB14	2517	7.472	6.741	2½	1¼	4¼	B	7.0	3.5
15	120BTB15	2517	7.957	7.215	2½	1¼	4¼	B	8.0	3.5
16	120BTB16	3020	8.441	7.689	3	2	5¼	B	10.0	6.5
17	120BTB17	3020	8.924	8.163	3	2	5¼	B	11.0	6.5
18	120BTB18	3020	9.407	8.638	3	2	5¼	B	12.0	6.5
19	120BTB19	3020	9.889	9.113	3	2	5¼	B	14.0	6.5
20	120BTB20	3020	10.371	9.588	3	2	5¼	B	15.5	6.5
21	120BTB21	3020	10.851	10.064	3	2	5¼	B	17.5	6.5
24	120BTB24	3020	12.294	11.492	3	2	5¼	B	23.5	6.5
26	120BTB26	3020	13.254	12.444	3	2	5¼	B	28.5	6.5
30	120BTB30	3020	15.171	14.351	3	2	5¼	B	33.5	6.5
35	120CTB35	3020	17.566	16.734	3	2	5¼	C	52.0	6.5
45	120CTB45	3030	22.351	21.503	3	3	5¼	C	82.0	9.2
60	120CTB60	3535	29.522	28.661	3½	3½	6¼	C	140.0	14.0
70	120CTB70	3535	34.301	33.434	3½	3½	6¼	C	175.0	14.0
80	120CTB80	3535	39.078	38.207	3½	3½	6¼	C	220.0	14.0

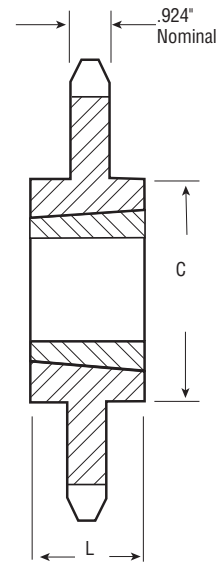



TYPE B

### Single - Taper Bushed with Hardened Teeth

No. Teeth	Catalog Number
12	120BTB12 H
13	120BTB13 H
14	120BTB14 H
15	120BTB15 H
16	120BTB16 H
17	120BTB17 H
18	120BTB18 H
19	120BTB19 H
20	120BTB20 H
21	120BTB21 H
24	120BTB24 H
26	120BTB26 H
30	120BTB30 H

**SABER  
TOOTH®**



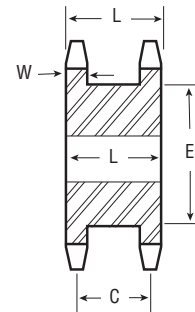
TYPE C

### Single - Type C — Steel 1½" Pitch

No. Teeth	Catalog Number	Outside Diameter	Bore (inches)		Hub (inches)		Weight Lbs. (Approx.)
			Stock	Rec. Max.	Diameter	Length	
11	120C11	6.010	1%	2%	3⅞	3%	12.45
12	120C12	6.500	1%	2¼	4⅞	3%	14.80
13	120C13	6.990	1%	3	4%	3%	17.15
14	120C14	7.470	1%	3¼	4%	3%	19.50

### Double Single - Type A — Steel

No. Teeth	Catalog Number	Diameters		Type	Min. Bore	Max. Bore	Dimensions			Wt. Lbs. (Approx.)	
		Outside Diameter	Pitch Diameter				L	C	E		
15	DS120A15	7.960	7.215	A	1⅞	3¾	3⅞	2⅞	5⅞	0.924	30.0
16	DS120A16	8.440	7.689	A	1⅞	4	3⅞	2⅞	6	0.924	34.0
17	DS120A17	8.920	8.163	A	1⅞	4⅞	3⅞	2⅞	6⅞	0.924	37.0
18	DS120A18	9.410	8.638	A	1⅞	5⅞	3⅞	2⅞	6⅞	0.924	42.0
19	DS120A19	9.890	9.113	A	1⅞	5⅞	3⅞	2⅞	7⅞	0.924	47.0
20	DS120A20	10.370	9.589	A	1⅞	5⅞	3⅞	2⅞	7⅞	0.924	51.0



TYPE A

# No. 140

## 1<sup>3</sup>/<sub>4</sub>" Pitch

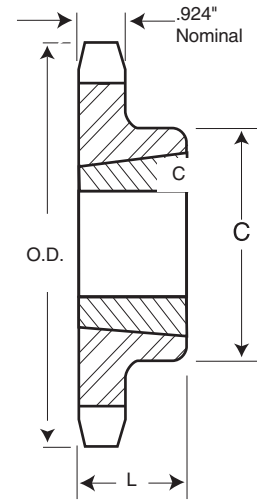

# All Steel Stock Sprockets



### Single - Taper Bushed with Hardened Teeth

No. Teeth	Catalog Number
12	140BTB12 H
13	140BTB13 H
14	140BTB14 H
15	140BTB15 H
16	140BTB16 H
17	140BTB17 H
18	140BTB18 H
19	140BTB19 H
21	140BTB21 H
26	140BTB26 H

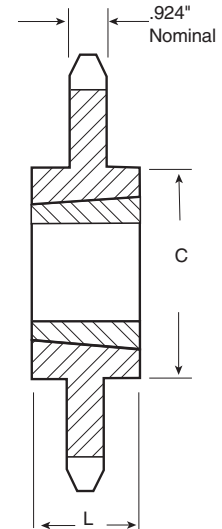
**SABER  
TOOTH<sup>®</sup>**



**TYPE B**

### Single - Taper Bushed

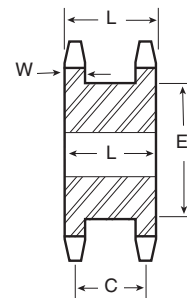
No. Teeth	Catalog Number	Bushing	Diameter		Max. Bore	Dimensions			Weight Lbs. (Approx.)	
			Outside Diameter	Pitch Diameter		L	C	Type	Rim Only	Bushing Only
12	140BTB12	2517	7.581	6.762	2 <sup>1</sup> / <sub>2</sub>	1 <sup>1</sup> / <sub>4</sub>	4 <sup>1</sup> / <sub>4</sub>	B	7.0	3.5
13	140BTB13	3020	8.150	7.313	3	2	5 <sup>1</sup> / <sub>4</sub>	B	8.0	6.5
14	140BTB14	3020	8.718	7.864	3	2	5 <sup>1</sup> / <sub>4</sub>	B	10.0	6.5
15	140BTB15	3020	9.283	8.417	3	2	5 <sup>1</sup> / <sub>4</sub>	B	12.0	6.5
16	140BTB16	3020	9.848	8.970	3	2	5 <sup>1</sup> / <sub>4</sub>	B	14.0	6.5
17	140BTB17	3020	10.411	9.524	3	2	5 <sup>1</sup> / <sub>4</sub>	B	16.0	6.5
18	140BTB18	3020	10.975	10.078	3	2	5 <sup>1</sup> / <sub>4</sub>	B	18.0	6.5
19	140BTB19	3020	11.537	10.632	3	2	5 <sup>1</sup> / <sub>4</sub>	B	20.0	6.5
21	140BTB21	3020	12.660	11.742	3	2	5 <sup>1</sup> / <sub>4</sub>	B	24.0	6.5
26	140BTB26	3020	15.463	14.518	3	2	5 <sup>1</sup> / <sub>4</sub>	B	40.0	6.5
35	140CTB35	3535	20.494	19.523	3 <sup>1</sup> / <sub>2</sub>	3 <sup>1</sup> / <sub>2</sub>	6 <sup>1</sup> / <sub>2</sub>	C	78.0	14.0
45	140CTB45	4040	26.076	25.087	4	4	7 <sup>3</sup> / <sub>4</sub>	C	118.0	22.0
60	140CTB60	4040	34.442	33.438	4	4	7 <sup>3</sup> / <sub>4</sub>	C	188.0	22.0
70	140CTB70	4040	40.017	39.006	4	4	7 <sup>3</sup> / <sub>4</sub>	C	241.0	22.0



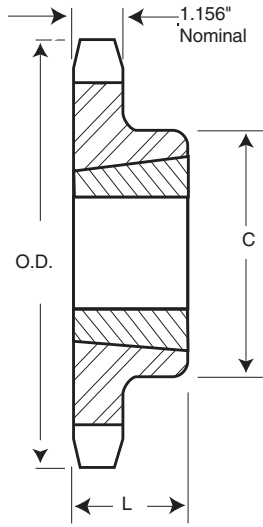
**TYPE C**

### Double Single - Type A — Steel

No. Teeth	Catalog Number	Diameters		Type	Min. Bore	Max. Bore	Dimensions			Wt. Lbs. (Approx.)	
		Outside Diameter	Pitch Diameter				L	C	E		
14	DS140A14	8.720	7.864	A	1 <sup>1</sup> / <sub>16</sub>	3 <sup>3</sup> / <sub>8</sub>	3 <sup>39</sup> / <sub>64</sub>	2 <sup>11</sup> / <sub>16</sub>	5 <sup>5</sup> / <sub>8</sub>	0.924	35.0
15	DS140A15	9.280	8.417	A	1 <sup>1</sup> / <sub>16</sub>	4 <sup>7</sup> / <sub>16</sub>	3 <sup>39</sup> / <sub>64</sub>	2 <sup>11</sup> / <sub>16</sub>	6 <sup>29</sup> / <sub>64</sub>	0.924	43.0
16	DS140A16	9.850	8.970	A	1 <sup>1</sup> / <sub>16</sub>	5 <sup>1</sup> / <sub>4</sub>	3 <sup>39</sup> / <sub>64</sub>	2 <sup>11</sup> / <sub>16</sub>	7 <sup>1</sup> / <sub>64</sub>	0.924	49.0
17	DS140A17	10.410	9.524	A	1 <sup>1</sup> / <sub>16</sub>	5 <sup>9</sup> / <sub>16</sub>	3 <sup>39</sup> / <sub>64</sub>	2 <sup>11</sup> / <sub>16</sub>	7 <sup>39</sup> / <sub>64</sub>	0.924	58.0
18	DS140A18	10.980	10.078	A	1 <sup>1</sup> / <sub>16</sub>	6 <sup>1</sup> / <sub>8</sub>	3 <sup>39</sup> / <sub>64</sub>	2 <sup>11</sup> / <sub>16</sub>	8 <sup>3</sup> / <sub>64</sub>	0.924	66.0




**TYPE A**



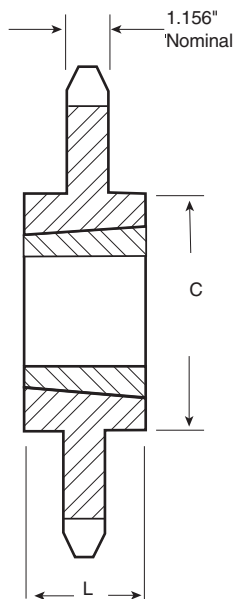
**TYPE B**

### Single - Taper Bushed with Hardened Teeth



**SABER  
TOOTH®**

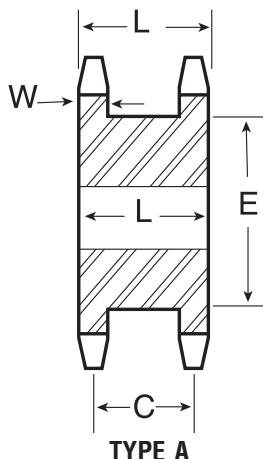
No. Teeth	Catalog Number
11	160BTB11H
12	160BTB12H
13	160BTB13H
14	160BTB14H
15	160BTB15H
16	160BTB16H
17	160BTB17H
18	160BTB18H
19	160BTB19H
21	160BTB21H
26	160BTB26H



**TYPE C**

### Single - Taper Bushed

No. Teeth	Catalog Number	Bushing	Diameter		Max. Bore	Dimensions		Type	Weight Lbs. (Approx.)	
			Outside Diameter	Pitch Diameter		L	C		Rim Only	Bushing Only
11	160BTB11	2517	8.011	7.099	2½	1¾	4¾	B	9.0	3.5
12	160BTB12	3020	8.664	7.727	3	2	5½	B	11.0	6.5
13	160BTB13	3020	9.314	8.357	3	2	5½	B	13.0	6.5
14	160BTB14	3020	9.963	8.988	3	2	5½	B	16.0	6.5
15	160BTB15	3535	10.609	9.620	3½	3½	6½	B	25.0	14.0
16	160BTB16	3535	11.255	10.252	3½	3½	6½	B	28.0	14.0
17	160BTB17	3535	11.899	10.885	3½	3½	6½	B	32.0	14.0
18	160BTB18	3535	12.543	11.518	3½	3½	6½	B	35.0	14.0
19	160BTB19	3535	13.185	12.151	3½	3½	6½	B	39.0	14.0
21	160BTB21	3535	14.470	13.419	3½	3½	6½	B	48.0	14.0
26	160BTB26	3535	17.671	16.593	3½	3½	6½	B	68.0	14.0
35	160CTB35	4040	23.422	22.312	4	4	7¾	C	118.0	14.0
45	160CTB45	4040	29.802	28.671	4	4	7¾	C	186.0	22.0
60	160CTB60	4545	39.362	38.215	4½	4½	8¾	C	292.0	30.0



**TYPE A**

### Double Single - Type A — Steel

No. Teeth	Catalog Number	Diameters		Type	Min. Bore	Max. Bore	Dimensions			Wt. Lbs. (Approx.)	
		Outside Diameter	Pitch Diameter				L	C	E		
15	DS160A15	10.609	9.620	A	1¼	5½	4¾	3¾	7¾	1.156	69.0
16	DS160A16	11.255	10.252	A	1¼	6	4¾	3¾	8¾	1.156	75.0
17	DS160A17	11.899	10.885	A	1¼	6½	4¾	3¾	8¾	1.156	92.0
18	DS160A18	12.543	11.518	A	1¼	6¾	4¾	3¾	9¾	1.156	97.0