
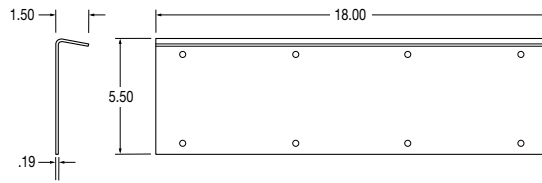


Fork Lift Plate

FEATURES

- Allows use of fork lift to open door from truck bay or when loads shift against door
- Steel construction
- RoadKote finish




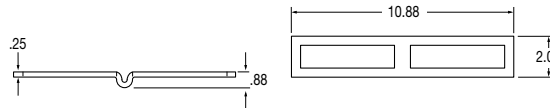
SPECIFICATIONS

part no.	weight (lbs.)	package	pkg qty	cross reference
025-60100	6.34	single	1	T #69131, W #1092

Latch Plate for Recessed 1" Roller Doors

FEATURES

- Contoured for proper lock engagement
- Steel construction
- Zinc plated finish




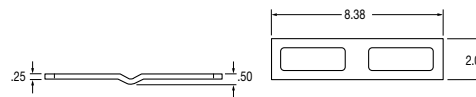
SPECIFICATIONS

part no.	weight (lbs.)	package	pkg qty	cross reference
025-60050	.81	single	1	T #70093, W #4021

Latch Plate for Flush Mount 2" Roller Doors

FEATURES

- Contoured for proper lock engagement
- Steel construction
- Plain finish



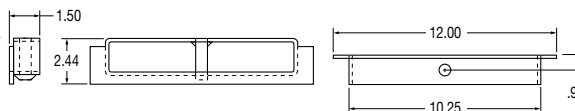
SPECIFICATIONS

part no.	weight (lbs.)	package	pkg qty	cross reference
025-60052	.61	single	1	W #2804

Catch Box

FEATURES

- Used as an option in place of latch plate
- Heavy-duty steel construction
- Plain finish



SPECIFICATIONS

part no.	weight (lbs.)	package	pkg qty	cross reference
025-60000	2.25	single	1	T #69341, W #4024

ROLL-UP DOOR HARDWARE – LOCKS & LATCH PLATES