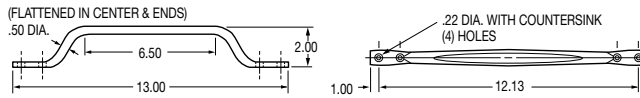


Grab Handle

FEATURES

- Chromed steel construction



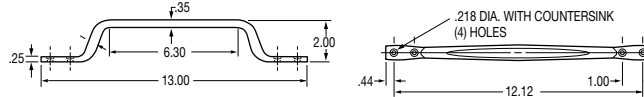
SPECIFICATIONS

part no.	weight (lbs.)	package	pkg qty	cross reference
022-00627	.76	single	1	Eberhard #4300 chrome

Aluminum Handle

FEATURES

- Aluminum construction




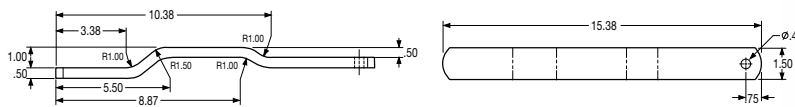
SPECIFICATIONS

part no.	weight (lbs.)	package	pkg qty
022-00629	.27	single	1

Pro-Par Style Handle

FEATURES

- Steel construction
- Zinc plated finish




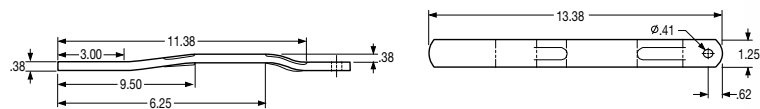
SPECIFICATIONS

part no.	weight (lbs.)	length (in.)	width (in.)	thickness (in.)	package	pkg qty	cross reference
023-00021	3.33	15.38	1.50	.50	single	1	Fruehauf #DCD-0292-1

Eberhard Style Handle

FEATURES

- Steel construction
- Zinc plated finish



SPECIFICATIONS

part no.	weight (lbs.)	length (in.)	width (in.)	thickness (in.)	package	pkg qty	cross reference
023-00491	1.70	13.38	1.25	.38	single	1	Eberhard #1969-6X

SWING DOOR – DOOR HANDLES & HOLD-BACKS